



ADAMS Version 2.3

Release Notes

January 27, 2011



1 INTRODUCTION

The Anti-Doping Administration and Management System (ADAMS) received a functional upgrade to Version 2.3 on January 27th, 2011.

This document outlines the changes made to the application in Version 2.3.

2 IMPORTANT REQUIREMENTS

2.1 SUPPORTED BROWSERS

ADAMS supports Internet Explorer 8 and 7, and Firefox versions 3.5 and 3.6.

ADAMS may work with other browsers and versions, however we recommend using a browser on the above list for better results.

2.2 CLEAR BROWSER CACHE

If you notice that some screens do not display correctly in the new application, it may be necessary for you to clear your browser cache:

- If you are using Internet Explorer 8: click Delete Browsing History from the Safety menu in the upper right. Deselect Preserve Favorites website data, select Temporary Internet files, then click Delete.
- If you are using Internet Explorer 7: select Internet Options from the Tools menu. Under the General tab, in the Browsing history area, click the Delete..., then the Delete files... button.
- If you are using Firefox, select Clear Recent History from the Tools menu (Clear Private Data in older versions). From the Time range to clear: drop-down menu, select Everything. Make sure that *only* the Cache checkbox is selected. Then click the Clear Now button.

2.3 VERIFY BOOKMARK IF ANY

If you have difficulty logging into ADAMS, it may be because your ADAMS bookmark is not correct. To access the production system, please ensure that your bookmark is set to:



<https://adams.wada-ama.org>

Remove any extra characters following the URL.

- If you are using Internet Explorer 8 click the Favorites button on the far left side of the toolbar; with Explorer 7, click the Favorites menu. Next, right-click the ADAMS bookmark, and select Properties. Ensure that the URL displayed exactly matches the one shown above.
- If you are using Firefox, click the Bookmark menu, right-click the ADAMS bookmark, and select Properties. Ensure that the Location displayed exactly matches the one shown above.

2.4 ALLOW POP-UPS

ADAMS uses pop-ups in many of its functions and therefore requires them to be enabled. To enable them:

- If you are using Internet Explorer, select Pop-up Blocker, then Pop-up Blocker Settings from the Tools menu. Make sure that *adams.wada-ama.org* is shown in the list of Allowed Sites, otherwise type it in the Address of website to allow textbox, then click the Add button.
- If you are using Firefox, select Options from the Tools menu, then select the Content icon at the top. If the Block pop-up windows option is checked, then click the Exceptions... button next to it. Make sure that *adams.wada-ama.org* is shown in the list of sites, otherwise type it in the Address of web site: textbox, then click the Allow button.

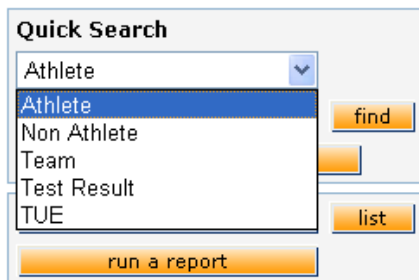
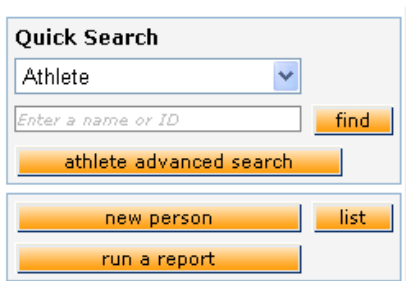


ADAMS includes a detector on the login page which will warn users if a pop-up blocker is enabled and inform them that ADAMS requires the use of pop-ups to execute properly.

3 ADAMS RELEASE 2.3 (JANUARY 27TH, 2011)

3.1 SEARCH

The quick search for ADO users has been expanded to allow searches for Teams, Test Results and TUEs. The quick search functionality for athlete and non-athlete remains the same.



If the maximum number of search results exceeds the predefined limit, a warning message is displayed inviting the user to use the **run a report** option. This option is available for all search types.

A new Quick Search user right is available for user roles which can enable/disable the quick search area. By default, any user role that has the Athlete Search Right in ADAMS 2.2 will be given the Quick Search right when upgraded to ADAMS 2.3.



3.1.1 TEAM

The search will return the teams where the search results have a partial match with the team name.

In order to have the team quick search option available, the user needs to have at least the Team Group/Management read right. As well, the search will only return the teams that the user has the right to view.

Quick Search

Team

Hockey find

athlete advanced search

new person list

run a report

2 teams found

Team Name
[TEAM CANADA HOCKEY](#)
[Team Hockey](#)

3.1.2 TEST RESULT

The quick search for Test Results will return a list of lab results and blood passport results that have a partial match in the following fields:

- Sample Code
- Lab Reference Number
- BP Number (blood passport results only)
- Mission Order Number of the lab result or of the matched DCF

Quick Search

Test Result

More than 100 test results found, please refine your search or click "run a report"

Code	Type	Result Type	Ref. No.
1715test427	Urine	Lab	05-08638A
171test23	Urine	Lab	05-08637A
171test4197	Urine	Lab	05-08631A
171test4979	Urine	Lab	05-08639A

If the lab result is matched to a DCF and the user has access to it, then the DCF will be displayed in the main area. Otherwise, the lab result will be displayed in the main area.

The user needs to have at least one of the following rights to have the Test results quick search option:

- Lab Result Reader
- Biological Passport Reader

The results displayed are also based on the user's rights to access them.

3.1.3 TUE

The TUE quick search will look for a partial match in the ADAMS TUE ID # field.

It will return the TUE/ATUE/AST/DoU of the athletes that the user has access to. As well the user needs the read right of the particular type of TUE in order for the search to display it.

Quick Search

TUE

Enter TUE ID #

More than 100 TUEs found, please refine your search or click "run a report"

ADAMS TUE ID #	Athlete Name
T-142095	Brick, Andrew
T-142085	VIDOR, Philippe
T-142050	costas, mario

3.1.4 MISSION ORDER SEARCH

New criteria have been added to the Mission Order Search.

Mission Order Management

Test Authorized By

Result Management Authority

Test Coordinator

Country of Mission

The text search hasn't been changed. It looks for a partial match in:

- ADAMS Mission Order #
- Mission Order Description
- Ado Reference #
- Competition Category - only on the local name, not the organization short name



The search can be refined by looking for the TA, RMA, TC and Country of the mission order.

ADAMS Mission Order#	Test Authorized By	Description of Mission	Date Issued	Start date	City of Mission	Status
M-197104	WADA			23-Mar-2009		In Creation-Planning in progress
M-197096	IDTM-SCA			23-Mar-2009		In Creation-Planning in progress

The columns used to display the results are unchanged, but the display has changed to the new grid layout.

3.1.5 WHEREABOUTS TEAM/GROUP MANAGEMENT SEARCH

Sport/Discipline criteria and Team Managers criteria have been added to the Whereabouts Team search page.

Whereabouts Team/Group Management
create
cancel

Enter the group name or leave blank for all groups.

search
-

Sport/Discipline

Team managers

select

Creation Date	Team/Group Name	Team/Group Description	No. of Athletes		
05-Dec-2005	All athletes		23	edit	<input type="checkbox"/>
23-Aug-2005	Aquatics	Aquatics Group	2	edit	<input type="checkbox"/>

3.1.6 SELECTION LIST SEARCH

The Sport/Discipline as well as the start and end date criteria have been added to the Selection list search.



Selection List Management create cancel

Enter the selection name or leave blank for all selections.
 search -

Sport/Discipline

Start Date

End Date

Creation Date	Name	Description	No. of Athletes		
23-Aug-2005	Lugers	all lugers	1	edit	x

3.2 LOGIN ENHANCEMENTS

Enhancements have been made to the login page for ADAMS 2.3.

3.2.1 REMOVAL OF THE LOGOUT WARNING PAGE

In previous versions of ADAMS, a warning page would appear to users who tried to log in while a session using their credentials was still active. For example this would happen if a user tried to log in from a different browser and did not log out properly beforehand.

In ADAMS 2.3, the logout warning page has been removed and the other session is automatically terminated. If the user tries using the disconnected session, ADAMS will still redirect them to the login page with a message stating they have been logged out.

3.2.2 WRONG PASSWORD MESSAGE

The login page will now display an error message if the user enters an invalid username/password combination.



User Name

Password

Please enter a valid user name and password combination

Login

If the user enters the wrong password three or more times for the same username, the error message will suggest the user to try the **Forgot Password** link.

User Name

Password

Login problems? Please use the [Forgot Password](#) link below

Login

[Forgot Password](#)

3.2.3 CAPS LOCK CHECK

A warning popup will appear if the user starts typing their password while Caps lock is on.

User Name

Password

Login

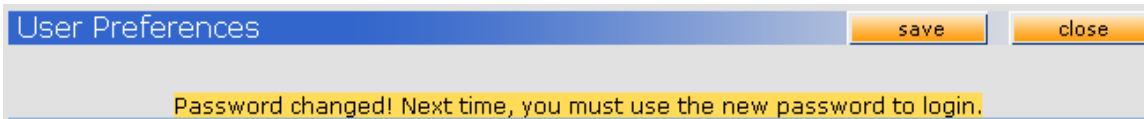
[Forgot Password](#)

CAPS LOCK is On

Your ADAMS password is case sensitive.

3.2.4 PASSWORD CHANGE

The user will no longer have to re-login after changing their password. Instead a message will indicate that the password has been successfully changed.



The message shown when requesting a temporary password has also been changed to be more descriptive.

A new temporary password will be sent to the email address in your ADAMS profile shortly, and must be used within 24 hours. If you do not receive the email within the next 15 minutes, please contact your custodial organization.
[back to login page](#)

3.3 REPORT CHANGES

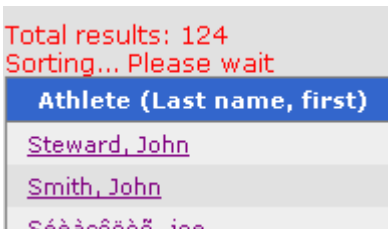
Grid reports have been improved so that the header will always remain displayed, and only the report data will be scrollable.

The unlimited report option has been changed for ADAMS 2.3. For grid reports, if the number of entries exceeds the predefined limit, a message will be displayed:

More than 200 results found, please refine your criteria or use a format other than grid.

In this case, the user can submit other types of report to get all results. Report types other than grid will automatically run as unlimited reports.

A message will be displayed if the browser is busy sorting the results of a grid report after clicking on a column heading.





3.4 AUTOMATIC NOTIFICATION UPDATES

Automatic notifications have been updated for ADAMS 2.3.

In order to receive an automatic notification, organization users must now have the right to view the athlete record that it relates to at the time the message is sent. This will prevent users from receiving irrelevant notifications – like the ones showing the “You cannot access this record” message.

Notifications created prior to ADAMS 2.3 will not be modified.

ADO users can also reduce the number of notifications they receive for whereabouts submission based on athletes RTPs. The options available to them through their User Preferences are:

- Receive all submission notifications for their athletes. This will be the default option for existing users and newly created users.
- Receive notifications only for athletes that are part of their organization’s RTP (International, National or other).
- Receive submission notifications for athletes that are in their organizations International or National RTP only.

Whereabouts Submission - Notify me:

- For all athletes, regardless of the RTP inclusion**
- For all athletes in my organization's National / International and Other RTPs only**
- For all athletes in my organization's National / International RTPs only**

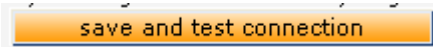
3.5 SMS

A few changes have been made for the SMS confirmation process.

The Athlete Profile page has been modified to facilitate the SMS activation for mobile telephone numbers. When editing a number and clicking the enable for SMS



checkbox, the user can now directly save the phone number and start the confirmation process in one click. Previously, the whole page had to be saved in order for the new phone number to take effect first.



A new SMS confirmation checkbox provides the option to receive or not a confirmation message on their mobile phone, after successfully testing their connection and when their whereabouts update has been processed. The confirmation option is enabled by default.



The message after a successful test connection has completed successfully will read as follows:

“ADAMS Whereabouts update activation confirmed. 2msgs/update. Txt HELP for info, STOP to STOP (US only). Msg&data rates may apply. T&C: www.wada-ama.org/adams.”

The message sent after ADAMS has received a whereabouts update SMS will read as follows:

“ADAMS confirms that your SMS was received on dd-mmm-yyyy XX:XX GMT. Your custodian organization will process its content.”

4 OTHER CHANGES AND IMPROVEMENTS

- 1- A new notification type has been created for Declaration of Use. By default, users who had the TUE notification prior to ADAMS 2.3 will automatically be assigned this new notification type.
- 2- The logout link has been made more visible. The taskbar appearance has been modified to feature the new ADAMS logo.



- 3- Pictures added to an athlete profile will have a maximum size of 1024 kb.



- 4- ADAMS will now create a thumbnail of athlete's photo to display when the demographic page is shown. Clicking on the photo will display the full size image.
- 5- The PDF forms have been modified for DCF, TUE, Lab Results, Mission Order, Welcome Letter, Reset Password Letter, Proficiency Tests.
- 6- A message now appears at the top of the Declaration of Use page. DoUs are no longer required in accordance with the International Standard for TUE; however the option is still available in ADAMS to allow the entry of historical data.

Athlete	ADAMS ID#	Date of birth	Sport Nationality	Gender
---------	-----------	---------------	-------------------	--------

- 7- Older notifications (in the Received / Sent boxes in the Message Centre) will be automatically deleted on a daily basis for all users. The retention period is currently set to 6 weeks. Of the "Unread" received notifications, only the last 300 will be retained daily; the number of retained messages is effective as of the implementation date of ADAMS 2.3.
- 8- Athlete users can see the 15 most recent tests in descending chronological order; they can also view all tests on the My Recent Tests page, by clicking the view all button.
- 9- Administrators can now run reports at the User management page to help search/list users for their organization.

5 BUG FIXES

A few issues occurring in the Safari browsers have been fixed, namely:

- the date calendar popup hiding fields from the pages;
- also the non-retention of values when using the picker tool with the 'enter' key.

SMS messages that have carriage returns in the text are now correctly processed.