

**WORLD
ANTI-DOPING
AGENCY**

play true

2014 Anti-Doping Testing Figures Report

Please click on the sub-report title to access it directly.

To print, please insert the pages indicated below.

[Laboratory Report – pp. 2-16](#) (15 pages)

[Sport Report – pp. 18-65](#) (47 pages)

[Testing Authority Report – pp. 66-172](#) (106 pages)

[ABP Report-Blood Analysis – pp. 173-202](#) (29 pages)



2014 Anti-Doping Testing Figures by Laboratory

Table of Contents

Total Samples Analyzed

Table 1 : Total Samples Analyzed (All Sports)
Table 2 : Comparison of Years 2009 to 2014 - Olympic and Non-Olympic Figures
Table 3 : Summary - Total Samples Analyzed
Table 4 : Summary - Samples Analyzed per Laboratory (as reported in ADAMS)
Table 5 : Summary - Samples Analyzed per Laboratory (not reported in ADAMS)
Table 6 : Total IC and OOC Samples Analyzed per Laboratory (as reported in ADAMS)
Table 7 : Total IC and OOC Samples Analyzed per Laboratory (not reported in ADAMS)

Tests Conducted: GC/C/IRMS, hGH, HBOCs, HBT

Table 8 : GC/C/IRMS and ESA Tests Conducted in Urine per Laboratory
Table 9 : ESAs and hGH Tests Conducted in Blood per Laboratory
Table 10 : HBT (Transfusion) and HBOCs Tests Conducted in Blood per Laboratory

Substances Identified

Table 11 : Summary - Substances Identified as AAFs in Each Drug Class in ADAMS (All Sports)
Table 12 : Summary - Substances Identified as ATFs in Each Drug Class in ADAMS (All Sports)
Table 13 : Substances Identified in Each Drug Class in ADAMS (All Sports) as AAFs
Table 14 : Substances Identified in Each Drug Class in ADAMS (All Sports) as ATFs
Table 15 : Total Laboratory AAFs per Drug Class as Reported in ADAMS (All Sports)

Terms and Abbreviations

IC	In-Competition
OOO	Out-of-Competition
Sample	Any biological material collected for the purposes of Doping Control*
AAF	Adverse Analytical Finding
ATF	Atypical Finding
GC/C/IRMS	Gas Chromatograph/Carbon/Isotope Ratio Mass Spectrometer (e.g. "IRMS")
ESA	Erythropoiesis Stimulating Agents**
hGH	hGH Isoform Differential Immunoassays
HBT	Homologous Blood Transfusion
HBOCs	Haemoglobin Based Oxygen Carriers
ABP	Athlete Biological Passport
IOC	International Olympic Committee
ASOIF	Association of Summer Olympic International Sports Federations
AIOWF	Association of International Olympic Winter Sports Federations
ARISF	Association of IOC Recognized International Sports Federations
AIMS	Alliance of Independent Members of SportAccord
NADO	National Anti-Doping Organization
RADO	Regional Anti-Doping Organization
NOC	National Olympic Committee
IF	International Federation
NF	National Federation
IPC	International Paralympic Committee***
TA	Testing Authority
SCA	Sample Collection Authority
-	a "dash" represents "0" (no data) in tables compiling the number of Samples, ATFs or AAFs

* Biological material limited to urine and blood in this report

** Including recombinant erythropoietins (i.e. epoetins) and their analogues (e.g. darbepoetin, pegserpoetin, peginesatide, EPO-Fc)

*** Limited to sport/disciplines under the governance of the IPC (others are compiled under the category "Sports for Athletes with an Impairment")

Table 1: Total Samples Analyzed (All Sports)*

A Samples Analyzed

Sport	Analyzed	AAFs ¹	(%)	ATFs ²	(%)	Total Findings ³	(%)
Olympic Sports ⁴	186,723	1,440	0.77%	406	0.22%	1,846	0.99%
Non-Olympic Sports ⁵	31,039	847	2.73%	85	0.27%	932	3.00%
Non-ADAMS Data ⁶	65,542	866	1.32%	222	0.34%	1,088	1.66%
TOTAL	283,304	3,153	1.11%	713	0.25%	3,866	1.36%

¹ The **Adverse Analytical Findings (AAF)** in this report are not to be confused with adjudicated or sanctioned Anti-Doping Rule Violations (ADRV). "Adverse Analytical Finding" is defined in the World Anti-Doping Code as "a report from a laboratory or other WADA - approved entity that, consistent with the *International Standard for Laboratories* and related Technical Documents, identifies in a *Sample* the presence of a *Prohibited Substance* or its *Metabolites* or *Markers* (including elevated quantities of endogenous substances) or evidence of the *Use* of a *Prohibited Method*." These figures may not be identical to sanctioned cases, as the figures given in this report may contain findings that underwent the Therapeutic Use Exemption (TUE) approval process.

² The **Atypical Findings (ATF)** in this report are not to be confused with adjudicated or sanctioned Anti-Doping Rule Violations (ADRV). "Atypical Finding" is defined in the World Anti-Doping Code as "a report from a laboratory or other WADA-approved entity which requires further investigation as provided by the *International Standard for Laboratories* or related Technical Documents prior to the determination of an *Adverse Analytical Finding*". *Atypical Findings* may correspond to multiple measurements performed on the same *Athlete*, such as in cases of longitudinal studies on testosterone.

³ Includes *Adverse Analytical Findings* and *Atypical Findings*

⁴ Olympic Sports in this table includes sports classified under ASOIF and AIOWF.

⁵ Non-Olympic Sports in this table includes sports classified as ARISF, AIMS, IPC, Sports for Athletes with an Impairment and Other Sports.

⁶ Non-ADAMS refers to Anti-Doping results that were not reported in ADAMS (e.g. North American professional leagues).

* These figures do not include blood samples taken for the ABP. Blood samples taken for the ABP can be found in "2014 Anti-Doping Testing Figures - Athlete Biological Passport (ABP) Report - Blood Analysis".

Table 2: Comparison of Years 2010 to 2014 - Olympic and Non-Olympic Figures

	2010		2011		2012		2013		2014		2014 vs 2013
	A Samples Analyzed		A Samples Analyzed		A Samples Analyzed		A Samples Analyzed		A Samples Analyzed		A Samples Analyzed (% change)
Olympic Sports*	180,567		167,820		184,955		176,502		186,739		5.8%
Non-Olympic Sports**	77,700		75,373		82,690		93,376		96,565		3.4%
TOTAL	258,267		243,193		267,645		269,878		283,304		5.0%

	2010		2011		2012		2013		2014		2014 vs 2013
	AAFs ^{1,2}		AAFs ^{1,2}		AAFs ^{1,2}		AAFs ^{1,2}		AAFs ^{1,2}		AAFs ³ (% change)
Olympic Sports*	1,617		1,762		1,831		1,710		1,440		-15.8%
Non-Olympic Sports**	1,173		1,123		1,359		1,819		1,713		-5.8%
TOTAL	2,790		2,885		3,190		3,529		3,153		-10.7%

	2010		2011		2012		2013		2014		2014 vs 2013
	% AAFs ¹	% Total Findings ³	% AAFs ¹	% Total Findings ³	% AAFs ¹	% Total Findings ³	% AAFs ¹	% Total Findings ³	% AAFs ¹	% Total Findings ³	Total Findings ³ (% change)
Olympic Sports*	0.90	1.78	1.05	1.91	0.99	1.56	0.97	1.94	0.77	0.99	-0.95
Non-Olympic Sports**	1.51	2.07	1.49	2.19	1.64	2.21	1.95	2.72	1.77	2.09	-0.63
Overall	1.08	1.87	1.19	2.00	1.19	1.76	1.31	2.21	1.11	1.36	-0.85

* Olympic Sport (ASOIF and AIOWF) data may include tests conducted in non-Olympic disciplines of the sport

** Includes non-Olympic sports data and non-ADAMS data (Table 5)

¹ The *Adverse Analytical Findings* (AAFs) in this report are not to be confused with adjudicated or sanctioned Anti-Doping Rule Violations (ADRVs). These figures may not be identical to sanctioned cases, as the figures given in this report may contain findings that underwent the Therapeutic Use Exemption (TUE) approval process.

² The *Adverse Analytical Findings* (AAF) in years 2003 to 2007 included findings that are defined in following years as *Atypical Findings*.

³ Includes *Adverse Analytical Findings* and *Atypical Findings*

Table 2: Comparison of Years 2010 to 2014 - Olympic and Non-Olympic Figures



Table 3: Summary - Total Samples Analyzed

	Samples	ATF	AAF
ADAMS Urine Total	207,571	490	2,281
ADAMS Blood Total	10,191	1	6
ABP Total ¹	22,584	n/a	n/a
non-ADAMS Urine Total	62,180	221	866
non-ADAMS Blood Total	3,362	1	-
	305,888	713	3153

¹ ABP total does not include the ABP samples analyzed by the WADA-approved laboratories in Copenhagen, Doha and JCAC Tokyo (refer to ABP Report)

Table 4: Summary - Samples Analyzed per Laboratory (as reported in ADAMS)

Laboratory	Urine			Blood			Total % AAF	ABP Samples	Total Samples
	Samples	ATF	AAF	Samples	ATF	AAF			
Almaty, Kazakhstan	3033	39	32	16	0	0	1.05%	159	3208
Athens, Greece ²	4411	6	82	1	0	0	1.86%	n/a	4412
Bangkok, Thailand ²	3900	1	52	0	0	0	1.33%	n/a	3900
Barcelona, Spain	2406	0	57	163	0	0	2.22%	559	3128
Beijing, China	15088	15	64	415	0	0	0.41%	96	15599
Bloemfontein, South Africa	3351	0	67	42	0	0	1.97%	265	3658
Bogota, Colombia	5567	8	61	33	0	0	1.09%	285	5885
Bucharest, Romania	3761	2	18	60	0	0	0.47%	2	3823
Cologne, Germany	17770	16	179	1970	0	0	0.91%	3103	22843
New Delhi, India	7209	1	160	301	0	0	2.13%	74	7584
Dresden, Germany	9022	6	53	619	0	0	0.55%	1961	11602
Ghent, Belgium	6020	1	126	41	0	0	2.08%	700	6761
Havana, Cuba ²	3109	16	12	49	0	0	0.38%	n/a	3158
Helsinki, Finland	3230	0	18	83	0	0	0.54%	297	3610
Lausanne, Switzerland	7542	6	63	1221	0	1	0.73%	3655	12418
Lisbon, Portugal	3376	1	29	204	1	0	0.81%	249	3829
London, UK	7418	17	63	128	0	0	0.83%	727	8273
Los Angeles, USA ²	7357	42	53	0	0	0	0.72%	n/a	7357
Madrid, Spain	5338	143	56	259	0	1	1.02%	798	6395
Montreal, Canada	8541	2	115	368	0	1	1.30%	712	9621
Moscow, Russia	13251	0	116	517	0	0	0.84%	1595	15363
Sochi, Russia ³	3025	2	69	496	0	0	1.96%	111	3632
Oslo, Norway	4241	0	44	135	0	0	1.01%	761	5137
Paris, France	8897	17	111	576	0	2	1.19%	1632	11105
Rome, Italy	8537	15	102	529	0	0	1.13%	339	9405
Seibersdorf, Austria	7262	26	56	116	0	0	0.76%	782	8160
Seoul, Korea	6193	7	65	234	0	0	1.01%	47	6474
Stockholm, Sweden	3664	38	67	76	0	0	1.79%	163	3903
Sydney, Australia	5222	9	43	558	0	0	0.74%	1058	6838
Mexico City, Mexico	3983	34	133	101	0	0	3.26%	26	4110
Tokyo, Japan	7025	4	28	126	0	0	0.39%	225	7376
Salt Lake City, USA	5279	0	44	687	0	0	0.74%	1795	7761
Warsaw, Poland	3543	16	43	67	0	1	1.22%	408	4018
Totals	207,571	490	2,281	10,191	1	6		22,584 ¹	240,346

¹ ABP total does not include the ABP samples analyzed by the WADA-approved laboratories in Copenhagen, Doha and JCAC Tokyo (refer to ABP Report)

² Not accredited in 2014 to perform blood analyses in support of the Athlete Biological Passport

³ The Sochi Laboratory was a satellite facility of the Moscow Laboratory for the 2014 Winter Olympic Games

Table 5: Total Samples Analyzed per Laboratory (not reported in ADAMS)

Laboratory	Urine			Blood			Total Samples	% AAF
	Samples	ATF	AAF	Samples	ATF	AAF		
Los Angeles, USA	32123	209	303	615	0	0	32738	0.9%
Montreal, Canada	11187	0	24	1608	0	0	12795	0.2%
Salt Lake City, USA	18870	12	539	1139	1	0	20009	2.7%
Totals	62180	221	866	3362	1	0	65,542	

Table 6: Total IC and OOC Samples Analyzed per Laboratory (as reported in ADAMS)

Laboratory	Urine						Blood ¹						
	Samples	IC ATF	AAF	Samples	OOC ATF	AAF	Samples	IC ATF	AAF	Samples	OOC ATF	AAF	Total Samples
Almaty, Kazakhstan	1280	15	21	1753	24	11	12	-	-	4	-	-	3049
Athens, Greece	3777	4	78	634	2	4	-	-	-	1	-	-	4412
Bangkok, Thailand	2228	-	25	1672	1	27	-	-	-	-	-	-	3900
Barcelona, Spain	1437	-	48	969	-	9	17	-	-	146	-	-	2569
Beijing, China	7490	9	45	7598	6	19	134	-	-	281	-	-	15503
Bloemfontein, South Africa	2488	-	62	863	-	5	5	-	-	37	-	-	3393
Bogota, Colombia	5164	1	56	403	7	5	21	-	-	12	-	-	5600
Bucharest, Romania	2274	2	14	1487	-	4	2	-	-	58	-	-	3821
Cologne, Germany	9116	14	135	8654	2	44	182	-	-	1788	-	-	19740
New Delhi, India	4248	-	137	2961	1	23	14	-	-	287	-	-	7510
Dresden, Germany	4852	5	47	4170	1	6	10	-	-	609	-	-	9641
Ghent, Belgium	4449	1	78	1571	-	48	8	-	-	33	-	-	6061
Havana, Cuba	763	5	4	2346	11	8	-	-	-	49	-	-	3158
Helsinki, Finland	1732	-	17	1498	-	1	-	-	-	83	-	-	3313
Lausanne, Switzerland	2771	4	37	4771	2	26	541	-	-	680	-	1	8763
Lisbon, Portugal	2628	-	28	748	1	1	4	-	-	200	1	-	3580
London, UK	5087	15	42	2331	2	21	93	-	-	35	-	-	7546
Los Angeles, USA	5015	23	46	2342	19	7	-	-	-	-	-	-	7357
Madrid, Spain	4352	130	52	986	13	4	104	-	1	155	-	-	5597
Montreal, Canada	5195	2	85	3346	-	30	89	-	-	279	-	1	8909
Moscow, Russia	6362	-	88	6889	-	28	121	-	-	396	-	-	13768
Sochi, Russia ²	2621	1	62	404	1	7	435	-	-	61	-	-	3521
Oslo, Norway	2309	-	35	1932	-	9	8	-	-	127	-	-	4376
Paris, France	6048	15	106	2849	2	5	433	-	1	143	-	1	9473
Rome, Italy	7318	11	99	1219	4	3	358	-	-	171	-	-	9066
Seibersdorf, Austria	4425	13	50	2837	13	6	1	-	-	115	-	-	7378
Seoul, Korea	4375	6	23	1818	1	42	220	-	-	14	-	-	6427
Stockholm, Sweden	1240	12	32	2424	26	35	6	-	-	70	-	-	3740
Sydney, Australia	2458	4	37	2764	5	6	84	-	-	474	-	-	5780
Mexico City, Mexico	2764	19	88	1219	15	45	101	-	-	-	-	-	4084
Tokyo, Japan	4405	4	23	2620	-	5	10	-	-	116	-	-	7151
Salt Lake City, USA	2077	-	32	3202	-	12	63	-	-	624	-	-	5966
Warsaw, Poland	2164	7	36	1379	9	7	17	-	-	50	-	1	3610
Totals	124,912	322	1,768	82,659	168	513	3,093	-	2	7,098	1	4	217,762

¹ These figures do not include blood samples taken for the ABP

² The Sochi Laboratory was a satellite facility of the Moscow Laboratory for the 2014 Winter Olympic Games

Table 7: Total IC and OOC Samples Analyzed per Laboratory (not reported in ADAMS)

Laboratory	Urine						Blood ¹						
	Samples	IC ATF	AAF	Samples	OOC ATF	AAF	Samples	IC ATF	AAF	Samples	OOC ATF	AAF	Total
Los Angeles, USA	2083	5	69	30040	204	234	0	0	0	615	0	0	32738
Montreal, Canada	10800	17	0	387	7	0	1580	0	0	28	0	0	12795
Salt Lake City, USA	698	0	46	18172	12	493	18	0	0	1121	1	0	20009
Totals	13,581	22	115	48,599	223	727	1,598	0	0	1,764	1	0	65,542

¹ These figures do not include blood samples taken for the ABP

Table 8: GC/C/IRMS and ESA Tests Conducted in Urine per Laboratory

GC/C/IRMS

ESAs (including recombinant EPOs and analogues)

Laboratory	IC		OOC		Total	%	IC		OOC		Total	%		
	Samples	AAF	Samples	AAF	Samples	AAF	Samples	ATF	Samples	ATF	Samples	AAF		
Almaty, Kazakhstan	3	1	13	-	16	6%	1	-	5	-	6	0%		
Athens, Greece	62	2	13	-	75	3%	649	-	42	-	691	0%		
Bangkok, Thailand	-	-	-	-	-	-	-	-	-	-	-	-		
Barcelona, Spain	50	2	45	-	95	2%	208	-	199	-	407	0.2%		
Beijing, China	89	-	155	-	244	-	573	-	789	-	1362	0.2%		
Bloemfontein, South Africa	85	1	30	2	115	3%	158	-	79	-	237	0%		
Bogota, Colombia	67	-	29	-	96	-	167	-	71	-	238	0.4%		
Bucharest, Romania	12	1	13	1	25	8%	63	-	108	-	171	0%		
Cologne, Germany	125	15	241	4	366	5%	877	-	3010	1	3887	0.2%		
New Delhi, India	31	13	16	3	47	34%	103	-	4	-	107	1.9%		
Dresden, Germany	103	2	80	1	183	2%	703	-	1490	-	2193	0%		
Ghent, Belgium	300	5	94	3	394	2%	1161	-	455	-	1616	0.4%		
Havana, Cuba	-	-	-	-	-	-	23	-	22	-	45	2.2%		
Helsinki, Finland	40	1	43	-	83	1%	42	-	108	-	150	0.7%		
Lausanne, Switzerland	67	-	146	2	213	1%	288	-	1740	1	2028	0.3%		
Lisbon, Portugal	2	-	1	-	3	-	95	-	194	-	289	0%		
London, UK	53	2	37	1	90	3%	1076	-	736	-	1812	0%		
Los Angeles, USA	84	4	222	2	306	2%	213	-	333	-	546	0%		
Madrid, Spain	103	1	42	-	145	1%	747	-	226	-	973	0.1%		
Montreal, Canada	104	4	80	5	184	5%	459	-	296	-	755	0.9%		
Moscow, Russia	313	7	283	1	596	1%	1780	-	1748	-	3528	0%		
Sochi, Russia ¹	22	2	51	-	73	3%	1049	-	94	-	1143	0%		
Oslo, Norway	58	1	102	1	160	1%	120	-	199	-	319	0%		
Paris, France	199	9	74	1	273	4%	771	-	73	-	844	0.1%		
Rome, Italy	129	14	41	1	170	-	1248	-	715	-	1963	0.9%		
Seibersdorf, Austria	126	3	68	1	194	2%	329	-	364	-	693	0.1%		
Seoul, Korea	38	3	35	3	73	8%	238	-	8	-	246	0%		
Stockholm, Sweden	38	-	44	7	82	9%	28	-	42	-	70	0%		
Sydney, Australia	5	3	1	2	6	83%	226	-	318	-	544	0.2%		
Mexico City, Mexico	19	2	31	1	50	6%	180	-	-	-	180	0%		
Tokyo, Japan	165	-	341	1	506	0%	112	-	98	-	210	0.5%		
Salt Lake City, USA	13	2	22	2	35	11%	404	-	724	-	1128	0%		
Warsaw, Poland	91	2	12	-	103	2%	222	-	208	-	430	0%		
Totals	2596	102	2405	45	5001	0	14313	0	50	14498	2	11	28811	0.2%

¹ The Sochi Laboratory was a satellite facility of the Moscow Laboratory for the 2014 Winter Olympic Games

Table 9: ESA and hGH Tests Conducted in Blood per Laboratory

Laboratory	ESAs (including recombinant EPOs and analogues)					hGH						
	IC Samples	AAF	OOB Samples	AAF	Total Samples	% AAF	IC Samples	AAF	OOB Samples	AAF	Total Samples	% AAF
Almaty, Kazakhstan	-	-	-	-	-	0%	12	-	4	-	16	0%
Athens, Greece	-	-	-	-	-	0%	-	-	1	-	1	0%
Bangkok, Thailand	-	-	-	-	-	0%	-	-	-	-	-	0%
Barcelona, Spain	13	-	79	-	92	0%	4	-	55	-	59	0%
Beijing, China	-	-	-	-	-	0%	83	-	201	-	284	0%
Bloemfontein, South Africa	-	-	-	-	-	0%	5	-	37	-	42	0%
Bogota, Colombia	-	-	-	-	-	0%	21	-	12	-	33	0%
Bucharest, Romania	-	-	-	-	-	0%	2	-	58	-	60	0%
Cologne, Germany	17	-	11	-	28	0%	71	-	1018	-	1089	0%
New Delhi, India	-	-	-	-	-	0%	14	-	193	-	207	0%
Dresden, Germany	1	-	121	-	122	0%	9	-	603	-	612	0%
Ghent, Belgium	8	-	17	-	25	0%	-	-	4	-	4	0%
Havana, Cuba	-	-	-	-	-	0%	-	-	49	-	49	0%
Helsinki, Finland	-	-	-	-	-	0%	-	-	83	-	83	0%
Lausanne, Switzerland	225	-	234	1	459	0.2%	322	-	275	-	597	0%
Lisbon, Portugal	-	-	-	-	-	0%	4	-	151	-	155	0%
London, UK	-	-	-	-	-	0%	73	-	-	-	73	0%
Los Angeles, USA	-	-	-	-	-	0%	-	-	-	-	-	0%
Madrid, Spain	13	1	40	-	53	1.9%	83	-	83	-	166	0%
Montreal, Canada	59	-	171	1	230	0.4%	26	-	98	-	124	0%
Moscow, Russia	-	-	10	-	10	0%	119	-	354	-	473	0%
Sochi, Russia ¹	19	-	46	-	65	0%	29	-	48	-	77	0%
Oslo, Norway	1	-	5	-	6	0%	7	-	47	-	54	0%
Paris, France	337	1	115	1	452	0.4%	94	-	50	-	144	0%
Rome, Italy	6	-	-	-	6	0%	7	-	104	-	111	0%
Seibersdorf, Austria	1	-	17	-	18	0%	1	-	104	-	105	0%
Seoul, Korea	33	-	12	-	45	0%	147	-	-	-	147	0%
Stockholm, Sweden	6	-	9	-	15	0%	-	-	61	-	61	0%
Sydney, Australia	-	-	-	-	-	0%	65	-	458	-	523	0%
Mexico City, Mexico	9	-	-	-	9	0%	9	-	-	-	9	0%
Tokyo, Japan	-	-	-	-	-	0%	4	-	39	-	43	0%
Salt Lake City, USA	27	-	90	-	117	0%	37	-	585	-	622	0%
Warsaw, Poland	-	-	-	-	-	0%	10	-	42	1	52	2%
Totals	775	2	977	3	1752		1258	0	4817	1	6075	

¹ The Sochi Laboratory was a satellite facility of the Moscow Laboratory for the 2014 Winter Olympic Games

Table 10: HBT (Transfusion) and HBOCs Tests Conducted in Blood per Laboratory

Laboratory	HBT (Transfusion)						HBOCs					
	IC		OOC		Total Samples	% AAF	IC		OOC		Total Samples	% AAF
	Samples	AAF	Samples	AAF			Samples	AAF	Samples	AAF		
Almaty, Kazakhstan	-	-	-	-	-	0%	-	-	-	-	-	0%
Athens, Greece	-	-	-	-	-	0%	-	-	-	-	-	0%
Bangkok, Thailand	-	-	-	-	-	0%	-	-	-	-	-	0%
Barcelona, Spain	-	-	51	-	51	0%	12	-	40	-	52	0%
Beijing, China	-	-	-	-	-	0%	-	-	-	-	-	0%
Bloemfontein, South Africa	-	-	-	-	-	0%	-	-	-	-	-	0%
Bogota, Colombia	-	-	-	-	-	0%	-	-	-	-	-	0%
Bucharest, Romania	-	-	-	-	-	0%	-	-	-	-	-	0%
Cologne, Germany	22	-	537	-	559	0%	130	-	392	-	522	0%
New Delhi, India	-	-	36	-	36	0%	14	-	284	-	298	0%
Dresden, Germany	-	-	-	-	-	0%	4	-	10	-	14	0%
Ghent, Belgium	-	-	-	-	-	0%	-	-	-	-	-	0%
Havana, Cuba	-	-	-	-	-	0%	-	-	-	-	-	0%
Helsinki, Finland	-	-	-	-	-	0%	-	-	-	-	-	0%
Lausanne, Switzerland	-	-	29	-	29	0%	7	-	159	-	166	0%
Lisbon, Portugal	-	-	-	-	-	0%	-	-	-	-	-	0%
London, UK	-	-	-	-	-	0%	-	-	-	-	-	0%
Los Angeles, USA	-	-	-	-	-	0%	-	-	-	-	-	0%
Madrid, Spain	-	-	-	-	-	0%	-	-	-	-	-	0%
Montreal, Canada	7	-	54	-	61	0%	-	-	7	-	7	0%
Moscow, Russia	2	-	32	-	34	0%	2	-	31	-	33	0%
Sochi, Russia ¹	62	-	1	-	63	0%	113	-	22	-	135	0%
Oslo, Norway	-	-	39	-	39	0%	-	-	-	-	-	0%
Paris, France	-	-	-	-	-	0%	1	-	20	-	21	0%
Rome, Italy	150	-	6	-	156	0%	121	-	16	-	137	0%
Seibersdorf, Austria	-	-	-	-	-	0%	-	-	10	-	10	0%
Seoul, Korea	40	-	2	-	42	0%	-	-	-	-	-	0%
Stockholm, Sweden	-	-	-	-	-	0%	-	-	-	-	-	0%
Sydney, Australia	-	-	-	-	-	0%	84	-	474	-	558	0%
Mexico City, Mexico	44	-	-	-	44	0%	44	-	-	-	44	0%
Tokyo, Japan	-	-	-	-	-	0%	6	-	92	-	98	0%
Salt Lake City, USA	-	-	-	-	-	0%	-	-	-	-	-	0%
Warsaw, Poland	7	-	8	-	15	0%	10	-	38	-	48	0%
Totals	334	0	795	0	1129		548	0	1595	0	2143	

¹ The Sochi Laboratory was a satellite facility of the Moscow Laboratory for the 2014 Winter Olympic Games

Table 11: Summary - Substances Identified as AAFs in Each Drug Class in ADAMS (All Sports)

Substance Group	Occurrences	% of all ADAMS reported findings
S1. Anabolic Agents	1479	48%
S6. Stimulants	474	15%
S5. Diuretics and Other Masking Agents	389	13%
S9. Glucocorticosteroids	252	8%
S4. Hormone and Metabolic Modulators	145	5%
S3. Beta-2 Agonists	122	4%
S2. Peptide Hormones, Growth Factors and Related Substances	91	3%
S8. Cannabinoids	73	2%
S7. Narcotics	26	0.8%
P2. Beta-Blockers	25	0.8%
M2. Chemical and Physical Manipulation	3	0.1%
P1. Alcohol	0	0%
M1. Enhancement of Oxygen Transfer	0	0%
TOTAL*	3079	

Table 12: Summary - Substances Identified as ATFs in Each Drug Class in ADAMS (All Sports)

Substance Group	Occurrences	% of all ADAMS reported findings
S1. Anabolic Agents	333	68%
S2. Peptide Hormones, Growth Factors and Related Substances	101	21%
Other	49	10%
S7. Narcotics	8	2%
TOTAL*	491	

* The Adverse Analytical Findings (AAFs) and Atypical Findings (ATFs) in this report are not to be confused with adjudicated or sanctioned Anti-Doping Rule Violations (ADRVs), as the figures given in this report may contain findings that underwent the Therapeutic Use Exemption (TUE) approval process or multiple findings on the same Athlete. In addition, Atypical Findings may correspond to multiple measurements performed on the same Athlete, such as in the case of longitudinal studies on testosterone.

Table 13: Substances Identified in Each Drug Class in ADAMS (All Sports) as AAFs

S1.1 Anabolic Agents	Occurrences	% within drug class
stanozolol	239	20%
19-norandrosterone	195	16%
metandienone	123	10%
metenolone	84	7%
drostanolone	81	7%
dehydrochloromethyl-testosterone	76	6%
the GC/C/IRMS results are consistent with the exogenous origin of a prohibited substance(s)	72	6%
trenbolone	57	5%
T/E ratio > 4	56	5%
boldenone	53	4%
mesterolone	31	3%
oxandrolone	28	2%
methyltestosterone	14	1%
methasterone	12	1%
testosterone	10	1%
1-testosterone	9	0.8%
1-androstendione	7	0.6%
desoxymethyltestosterone	7	0.6%
fluoxymesterone	7	0.6%
oxymetholone	7	0.6%
methylstenbolone	6	0.5%
clostebol	4	0.3%
methyl-1-testosterone	2	0.2%
methyldienolone	2	0.2%
17alpha-methyl-5alpha-androstan-3alpha,17beta-diol	1	0.1%
17beta-hydroxyestra-4,9-diene-3-one	1	0.1%
boldione	1	0.1%
calusterone	1	0.1%
epitestosterone	1	0.1%
formestane	1	0.1%
gestrinone	1	0.1%
mestanolone	1	0.1%
methandriol	1	0.1%
oxabolone	1	0.1%
TOTAL*	1192	

S1.2 Other Anabolic Agents	Occurrences	% within drug class
clenbuterol	251	87%
selective androgen receptor modulators (SARMs)	15	5%
zilpaterol	13	5%
tibolone	7	2%
zeranol	1	0.3%
TOTAL*	287	

* The *Adverse Analytical Findings* (AAF) and *Atypical Findings* (ATF) in this report are not to be confused with adjudicated or sanctioned Anti-Doping Rule Violations (ADRV), as the figures given in this report may contain findings that underwent the Therapeutic Use Exemption (TUE) approval process or multiple findings on the same Athlete. In addition, *Atypical Findings* may correspond to multiple measurements performed on the same *Athlete*, such as in the case of longitudinal studies on testosterone.

Table 13: Substances Identified in Each Drug Class in ADAMS (All Sports) as AAFs

S.2 Peptide Hormones, Growth Factors and Related Substances	Occurrences	% within drug class
erythropoietin (EPO)	57	63%
chorionic gonadotrophin (CG)	17	19%
darbepoetin (dEPO)	7	8%
GH-Releasing Peptides (GHRPs)	6	7%
methoxy polyethylene glycol-epoetin beta (CERA)	3	3%
growth hormone (hGH)	1	1%
TOTAL*	91	

S.3 Beta-2 Agonists	Occurrences	% within drug class
terbutaline	93	76%
fenoterol	9	7%
salbutamol	8	7%
salmeterol	7	6%
tulobuterol	5	4%
TOTAL*	122	

S.4 Hormone and Metabolic Modulators	Occurrences	% within drug class
tamoxifen	42	29%
clomiphene	33	23%
anastrozole	21	14%
trimetazidine	18	12%
letrozole	8	6%
insulins	5	3%
peroxisome proliferator activated receptor δ (PPAR δ) agonists	4	3%
androstatrienedione	3	2%
androst-3,5-diene-7,17-dione (Arimistane)	2	1%
androstene-3,6,17 trione (6-oxo)	2	1%
exemestane	2	1%
raloxifene	2	1%
toremifene	2	1%
androst-(2,3)-en-17-one	1	1%
TOTAL*	145	

S.5 Diuretics and Other Masking Agents	Occurrences	% within drug class
furosemide	128	33%
hydrochlorothiazide	120	31%
canrenone	38	10%
chlorothiazide	21	5%
acetazolamide	14	4%
amiloride	14	4%
indapamide	10	3%
chlortalidone	9	2%
torasemide	7	2%
spironolactone	5	1%
triamterene	5	1%
bendroflumethiazide	4	1%
glycerol	3	1%
metolazone	3	1%
bumetanide	2	1%
probenecid	2	1%
brinzolamide	1	0.3%
eplerenone	1	0.3%
hydroxyethyl starch	1	0.3%
aminochlorobenzenedisulphonamide	1	0.3%
TOTAL*	389	

* The *Adverse Analytical Findings* (AAF) and *Atypical Findings* (ATF) in this report are not to be confused with adjudicated or sanctioned Anti-Doping Rule Violations (ADRV), as the figures given in this report may contain findings that underwent the Therapeutic Use Exemption (TUE) approval process or multiple findings on the same Athlete. In addition, *Atypical Findings* may correspond to multiple measurements performed on the same *Athlete*, such as in the case of longitudinal studies on testosterone.

Table 13: Substances Identified in Each Drug Class in ADAMS (All Sports) as AAFs

	Occurrences	% within drug class
S.6 Stimulants		
methylhexaneamine (dimethylpentylamine)	76	16%
methylphenidate	71	15%
amfetamine	70	15%
cocaine	46	10%
oxilofrine (methysynephrine)	27	6%
ephedrine	25	5%
sibutramine	18	4%
tuaminoheptane	14	3%
mephentermine	13	3%
fonturacetam [4-phenylpiracetam (carphedon)]	12	3%
methamfetamine (D-)	11	2%
phentermine	11	2%
pseudoephedrine	8	2%
methylenedioxyamphetamine	7	1%
octopamine	7	1%
d-amfetamine/dextroamfetamine	6	1%
heptaminol	6	1%
levmethamfetamine	6	1%
modafinil	5	1%
b-methylphenethylamine	4	1%
bromantan	4	1%
cathine	4	1%
isometheptene	4	1%
methylephedrine	3	1%
nikethamide	3	0.6%
N,N-dimethyl-2-phenylpropan-1-amine	2	0.4%
N-ethyl-1-phenylbutan-2-amine	2	0.4%
a-ethyl-Benzylamine	1	0.2%
cathinone and its analogues	1	0.2%
etilefrine	1	0.2%
methoxyphenamine	1	0.2%
1-phenyl-2-butanamine	1	0.2%
N-methyl-1-phenyl-1-propanamine	1	0.2%
pentetrazol	1	0.2%
strychnine	1	0.2%
tenamfetamine (methylenedioxyamfetamine)	1	0.2%
TOTAL*	474	
S.7 Narcotics		
morphine	9	35%
oxycodone	6	23%
buprenorphine	4	15%
fentanyl and its derivatives	3	12%
methadone	2	8%
hydromorphone	1	4%
pethidine (meperidine)	1	4%
TOTAL*	26	
S.8 Cannabinoids		
carboxy-THC	72	99%
UR-144-N-pentanoic acid	1	1%
TOTAL*	73	

* The *Adverse Analytical Findings* (AAF) and *Atypical Findings* (ATF) in this report are not to be confused with adjudicated or sanctioned Anti-Doping Rule Violations (ADRV), as the figures given in this report may contain findings that underwent the Therapeutic Use Exemption (TUE) approval process or multiple findings on the same Athlete. In addition, *Atypical Findings* may correspond to multiple measurements performed on the same *Athlete*, such as in the case of longitudinal studies on testosterone.

Table 13: Substances Identified in Each Drug Class in ADAMS (All Sports) as AAFs

S.9 Glucocorticosteroids	Occurrences	% within drug class
budesonide	74	29%
prednisolone	56	22%
prednisone	44	17%
betamethasone	34	13%
triamcinolone acetonide	16	6%
methylprednisolone	14	6%
dexamethasone	12	5%
deflazacort	1	0.4%
triamcinolone	1	0.4%
TOTAL*	252	

P2. Beta-Blockers	Occurrences	% within drug class
propranolol	7	28%
atenolol	6	24%
bisoprolol	5	20%
metoprolol	3	12%
carvedilol	1	4%
celiprolol	1	4%
sotalol	1	4%
timolol	1	4%
TOTAL*	25	

M2. Chemical and Physical Manipulation	Occurrences	% within drug class
chemical and physical manipulation	3	100%
TOTAL*	3	

* The Adverse Analytical Findings (AAFs) and Atypical Findings (ATFs) in this report are not to be confused with adjudicated or sanctioned Anti-Doping Rule Violations (ADRVs), as the figures given in this report may contain findings that underwent the Therapeutic Use Exemption (TUE) approval process or multiple findings on the same Athlete. In addition, Atypical Findings may correspond to multiple measurements performed on the same Athlete, such as in the case of longitudinal studies on testosterone.

Table 14: Substances Identified in Each Drug Class in ADAMS (All Sports) as ATFs

S1.1 Anabolic Agents	Occurrences	% within drug class
T/E ratio > 4	261	78%
the GC/C/IRMS result is inconclusive	48	14%
boldenone	8	2%
19-norandrosterone	6	2%
the GC/C/IRMS result does not indicate an exogenous origin of the target compounds(s)	3	0.9%
3a-hydroxy-5a-androstan-17-one	1	0.3%
testosterone	1	0.3%
etiocholanolone	1	0.3%
6a-hydroxy-adrostenedione	1	0.3%
androsterone	1	0.3%
DHEA	1	0.3%
5b-androst-1-en-17b-ol-3-one	1	0.3%
TOTAL*	333	

S.2 Peptide Hormones, Growth Factors and Related Substances	Occurrences	% within drug class
chorionic gonadotrophin (CG)	92	91%
luteinizing hormone (LH)	6	6%
erythropoietin (EPO)	2	2%
growth hormone (hGH)	1	1%
TOTAL*	101	

S.7 Narcotics	Occurrences	% within drug class
morphine	8	100%
TOTAL*	8	

Other	Occurrences	% within drug class
no indication	49	100%
TOTAL*	49	

* The *Adverse Analytical Findings* (AAFs) and *Atypical Findings* (ATFs) in this report are not to be confused with adjudicated or sanctioned Anti-Doping Rule Violations (ADRVs), as the figures given in this report may contain findings that underwent the Therapeutic Use Exemption (TUE) approval process or multiple findings on the same Athlete. In addition, *Atypical Findings* may correspond to multiple measurements performed on the same Athlete, such as in the case of longitudinal studies on testosterone.

2014 Anti-Doping Testing Figures
Samples Analyzed and Reported by Accredited Laboratories in ADAMS

Table 15: Total Laboratory AAFs* per Drug Class as Reported in ADAMS (All Sports)

Laboratory	Anabolic Agents	Peptide Hormones, Growth Factors and Related Substances	Beta-2 Agonists	Hormone and Metabolic Modulators	Diuretics and Other Masking Agents	Stimulants	Narcotics	Cannabinoids	Glucocorticosteroids	Alcohol	Beta-Blockers	Enhancement of Oxygen Transfer	Chemical and Physical Manipulation	Total Findings per Lab	% of total Findings
	S1.	S2.	S3.	S4.	S5.	S6.	S7.	S8.	S9.	P1.	P2.	M1.	M2.		
Almaty, Kazakhstan	32	-	-	-	5	7	-	-	-	-	-	-	-	44	1.4%
Athens, Greece	50	-	2	2	21	22	-	1	1	-	-	-	-	99	3.2%
Bangkok, Thailand	51	-	-	1	7	17	-	-	1	-	-	-	-	77	2.5%
Barcelona, Spain	54	1	8	9	28	12	-	3	4	-	-	-	-	119	3.9%
Beijing, China	38	3	-	2	27	6	-	-	3	-	1	-	-	80	2.6%
Bloemfontein, South Africa	34	-	-	-	7	31	-	-	9	-	-	-	-	81	2.6%
Bogota, Colombia	35	2	-	6	17	25	-	1	5	-	-	-	-	91	3.0%
Bucharest, Romania	16	-	-	2	-	3	-	-	2	-	-	-	-	23	0.7%
Cologne, Germany	128	8	3	15	12	23	1	4	20	-	1	-	-	215	7.0%
New Delhi, India	145	2	8	5	19	31	-	1	8	-	1	-	-	220	7.1%
Dresden, Germany	36	-	7	6	11	9	-	4	2	-	5	-	-	80	2.6%
Ghent, Belgium	129	7	2	14	18	30	2	5	13	-	2	-	-	222	7.2%
Havana, Cuba	6	1	-	-	6	-	-	-	-	-	-	-	-	13	0.4%
Helsinki, Finland	9	1	2	1	5	1	1	2	-	-	1	-	-	23	0.7%
Lausanne, Switzerland	29	8	2	6	7	13	-	2	1	-	-	-	-	68	2.2%
Lisbon, Portugal	9	1	3	2	7	6	-	6	3	-	-	-	-	37	1.2%
London, UK	45	2	3	7	5	17	-	1	2	-	1	-	-	83	2.7%
Los Angeles, USA	17	-	-	1	11	20	2	2	12	-	-	-	-	65	2.1%
Madrid, Spain	17	2	11	2	11	10	-	4	26	-	-	-	-	83	2.7%
Montreal, Canada	69	10	1	7	27	24	2	2	11	-	-	-	-	153	5.0%
Moscow, Russia	81	3	1	14	16	20	-	-	6	-	-	-	-	141	4.6%
Sochi, Russia	30	1	2	4	11	9	-	-	17	-	2	-	-	76	2.5%
Oslo, Norway	27	-	10	1	6	11	1	3	7	-	-	-	-	66	2.1%
Paris, France	39	4	10	5	12	22	9	15	42	-	2	-	-	160	5.2%
Rome, Italy	39	26	6	2	28	21	3	7	20	-	7	-	-	159	5.2%
Seibersdorf, Austria	41	1	3	8	11	9	-	5	3	-	-	-	2	83	2.7%
Seoul, Korea	59	-	-	1	10	5	-	-	1	-	1	-	-	77	2.5%
Stockholm, Sweden	24	-	26	2	2	8	-	1	13	-	-	-	1	77	2.5%
Sydney, Australia	22	3	1	4	6	22	2	-	2	-	-	-	-	62	2.0%
Mexico City, Mexico	122	1	-	1	15	6	1	-	7	-	1	-	-	154	5.0%
Tokyo, Japan	5	-	5	1	4	4	2	-	7	-	-	-	-	28	0.9%
Salt Lake City, USA	26	2	6	-	10	12	-	-	1	-	-	-	-	57	1.9%
Warsaw, Poland	15	2	-	14	7	18	-	4	3	-	-	-	-	63	2.0%
TOTAL PER DRUG CLASS	1479	91	122	145	389	474	26	73	252	0	25	0	3	3079	
% of Drug Class	48.0%	3.0%	4.0%	4.7%	12.6%	15.4%	0.8%	2.4%	8.2%	0.0%	0.8%	0%	0.10%		

* The Adverse Analytical Findings (AAFs) in this report are not to be confused with adjudicated or sanctioned Anti-Doping Rule Violations (ADRVs), as the figures given in this report may contain findings that underwent the Therapeutic Use Exemption (TUE) approval process or multiple findings on the same Athlete. In addition, Atypical Findings may correspond to multiple measurements performed on the same Athlete, such as in the case of longitudinal studies on testosterone.



2014 Anti-Doping Testing Figures

by Sport

Table of Contents

Total Samples Analyzed

- Table 1 : Total Samples Analyzed in ASOIF Sports/Disciplines
- Table 2 : Total Samples Analyzed in AIOWF Sports/Disciplines
- Table 3 : Total Samples Analyzed in ARISF Sports/Disciplines
- Table 4 : Total Samples Analyzed in AIMS Sports/Disciplines
- Table 5 : Total Samples Analyzed in Sports for Athletes with an Impairment
- Table 6 : Total Samples Analyzed in IPC Sports/Disciplines
- Table 7 : Total Samples Analyzed in Other Sports/Disciplines which are Code Signatories
- Table 8 : Total Samples Analyzed in Other Sports/Disciplines

Tests Conducted: GC/C/IRMS, hGH, HBOCs, HBT

- Table 9 : GC/C/IRMS Tests Conducted in ASOIF Sport/Disciplines
- Table 10 : ESAs Tests Conducted in ASOIF Sport/Disciplines
- Table 11 : hGH Tests Conducted in ASOIF Sport/Disciplines
- Table 12 : HBOCs and HBT (Transfusion) Tests Conducted in ASOIF Sport/Disciplines
- Table 13 : GC/C/IRMS Tests Conducted in AIOWF Sport/Disciplines
- Table 14 : ESAs Tests Conducted in AIOWF Sport/Disciplines
- Table 15 : hGH Tests Conducted in AIOWF Sport/Disciplines
- Table 16 : HBOCs and HBT (Transfusion) Tests Conducted in AIOWF Sport/Disciplines
- Table 17 : GC/C/IRMS Tests Conducted in ARISF Sport/Disciplines
- Table 18 : ESAs Tests Conducted in ARISF Sport/Disciplines
- Table 19 : hGH Tests Conducted in ARISF Sport/Disciplines
- Table 20 : HBOCs and HBT (Transfusion) Tests Conducted in ARISF Sport/Disciplines
- Table 21 : GC/C/IRMS Tests Conducted in AIMS Sport/Disciplines
- Table 22 : ESAs Tests Conducted in AIMS Sport/Disciplines
- Table 23 : hGH, HBOCs and HBT (Transfusion) Tests Conducted in AIMS Sport/Disciplines
- Table 24 : GC/C/IRMS Tests Conducted in Sports for Athletes with an Impairment
- Table 25 : GC/C/IRMS Tests Conducted in IPC Sport/Disciplines
- Table 26 : ESAs Tests Conducted in Sports for Athletes with an Impairment
- Table 27 : ESAs Tests Conducted in IPC Sport/Disciplines
- Table 28 : hGH, HBOCs and HBT (Transfusion) Tests Conducted in Sports for Athletes with an Impairment
- Table 29 : hGH, HBOCs and HBT (Transfusion) Tests Conducted in IPC Sport/Disciplines
- Table 30 : GC/C/IRMS Tests Conducted in Other Sports/Disciplines which are Code Signatories
- Table 31 : GC/C/IRMS Tests Conducted in Other Sports/Disciplines
- Table 32 : ESAs Tests Conducted in Other Sports/Disciplines which are Code Signatories
- Table 33 : ESAs Tests Conducted in Other Sports/Disciplines
- Table 34 : hGH, HBOCs and HBT (Transfusion) Tests Conducted in Other Sports/Disciplines which are Code Signatories
- Table 35 : hGH, HBOCs and HBT (Transfusion) Tests Conducted in Other Sports/Disciplines

Total AAFs per Drug Class

- Table 36 : Total AAFs per Drug Class as Reported in ASOIF Sports
- Table 37 : Total AAFs per Drug Class as Reported in AIOWF Sports
- Table 38 : Total AAFs per Drug Class as Reported in ARISF Sports
- Table 39 : Total AAFs per Drug Class as Reported in AIMS Sports
- Table 40 : Total AAFs per Drug Class as Reported in IPC Sports and Sports for Athletes with an Impairment
- Table 41 : Total AAFs per Drug Class in Other Sports - Code Signatories and Other Sports

Terms and Abbreviations

IC	In-Competition
OOOC	Out-of-Competition
Sample	Any biological material collected for the purposes of Doping Control*
AAF	Adverse Analytical Finding
ATF	Atypical Finding
GC/C/IRMS	Gas Chromatograph/Carbon/Isotope Ratio Mass Spectrometer (e.g. "IRMS")
ESA	Erythropoiesis Stimulating Agents**
hGH	hGH Isoform Differential Immunoassays
HBT	Homologous Blood Transfusion
HBOCs	Haemoglobin Based Oxygen Carriers
ABP	Athlete Biological Passport
IOC	International Olympic Committee
ASOIF	Association of Summer Olympic International Sports Federations
AIOWF	Association of International Olympic Winter Sports Federations
ARISF	Association of IOC Recognized International Sports Federations
AIMS	Alliance of Independent Members of SportAccord
NADO	National Anti-Doping Organization
RADO	Regional Anti-Doping Organization
NOC	National Olympic Committee
IF	International Federation
NF	National Federation
IPC	International Paralympic Committee***
TA	Testing Authority
SCA	Sample Collection Authority
ADAMS	Anti-Doping Administration and Management System
IBSA	International Blind Sports Federation
CISS	International Committee of Sports for the Deaf
INAS	International Sports Federation for Persons with Intellectual Disability
CPISRA	Cerebral Palsy International Sports and Recreation Association
-	a "dash" represents "0" in tables compiling the number of Samples, ATFs or AAFs

* Biological material limited to urine and blood in this report

** Including recombinant erythropoietins (i.e. epoetins) and their analogues (e.g. darbepoetin, pegserpoetin, peginesatide, EPO-Fc)

*** Limited to sport/disciplines under the governance of the IPC (others are compiled under the category "Sports for Athletes with an Impairment")

This report compiles data as recorded in ADAMS on March 15, 2015

2014 Anti-Doping Testing Figures
Samples Analyzed and Reported by Accredited Laboratories in ADAMS

Table 1: Total Samples Analyzed in ASOIF Sports/Disciplines

Sports	Disciplines	Urine						Blood						Total Samples	Total AAFs	% AAF	
		Samples	IC ATF	AAF	Samples	OOC ATF	AAF	Samples	IC ATF	AAF	Samples	OOC ATF	AAF				Sub Total
Aquatics	Swimming	4545	8	32	4094	4	9	71	-	-	242	-	-	8952	12,120	57	0.5%
	Water Polo	1007	3	6	787	5	3	-	-	-	12	-	-	1806			
	Diving	367	1	2	218	-	1	-	-	-	1	-	-	586			
	Synchronized Swimming	107	1	-	208	0	0	-	-	-	2	-	-	317			
	Aquatics	194	-	4	33	0	0	39	-	-	5	-	-	271			
	Open Water	100	1	-	75	-	-	-	-	-	13	-	-	188			
Archery	Archery	585	-	6	306	-	1	-	-	-	-	-	891	898	7	0.8%	
	Recurve	-	-	-	7	-	-	-	-	-	-	-	7				
Athletics	Athletics	12298	28	156	7964	14	49	262	-	-	736	-	3	21260	25,830	261	1.0%
	Track	578	4	6	961	3	2	12	-	-	89	1	-	1640			
	Marathon	705	1	20	154	-	1	26	-	-	41	-	-	926			
	Cross Country	403	2	5	7	-	-	33	-	1	-	-	-	443			
	Field	62	-	1	223	-	-	-	-	-	37	-	-	322			
	Race Walk	139	-	5	116	-	1	7	-	-	24	-	-	286			
	Mountain Running	205	-	4	-	-	-	-	-	-	-	-	-	205			
	Half Marathon	151	1	4	2	-	-	24	-	-	-	-	-	177			
	Road Running	58	1	-	44	-	-	-	-	-	25	-	-	127			
	Indoor Athletics	99	-	-	9	-	-	-	-	-	-	-	-	108			
	Shot Put*	26	1	1	63	-	-	-	-	-	7	-	-	96			
	Combined Events	34	-	1	54	-	-	-	-	-	2	-	-	90			
	Discus Throwing*	14	-	-	64	-	-	-	-	-	5	-	-	83			
	High Jump*	12	-	-	47	-	-	-	-	-	1	-	-	60			
	Jumps	-	-	-	2	-	-	-	-	-	-	-	-	2			
	Throws	1	-	1	1	-	-	-	-	-	-	-	-	2			
	Ultra running	-	-	-	2	-	-	-	-	-	-	-	-	2			
Decathlon	-	-	-	1	-	-	-	-	-	-	-	-	1				
Badminton	-	733	1	3	406	-	-	-	-	-	-	-	-	1,139	3	0.3%	
Basketball	Basketball	3453	13	33	1860	3	4	22	-	-	85	-	-	5420	5,439	37	0.7%
	Beach Basketball	4	-	-	15	-	-	-	-	-	-	-	-	19			
Boxing	Boxing	2000	4	40	1923	9	15	24	-	-	263	-	-	4210	4,258	55	1.3%
	WSB Boxing	46	-	-	2	-	-	-	-	-	-	-	-	48			
Canoe / Kayak	Canoe / Kayak	1668	5	14	1939	4	5	26	-	-	164	-	-	3797	4,485	23	0.5%
	Canoe Sprint (Flatwater)	107	-	-	152	-	-	7	-	-	61	-	-	327			
	Canoe Slalom	135	1	1	127	-	-	-	-	-	13	-	-	275			
	Wildwater	19	-	-	27	-	2	-	-	-	-	-	-	46			
	Canoe Polo	21	-	-	-	-	-	-	-	-	-	-	-	21			
	Marathon	12	-	-	1	-	-	-	-	-	1	-	-	14			
Freestyle	5	-	1	-	-	-	-	-	-	-	-	-	5				

* Discipline which is discontinued in ADAMS based on request of the governing IF, being an event under an existing discipline or being no longer necessary for administrative purposes.

2014 Anti-Doping Testing Figures
Samples Analyzed and Reported by Accredited Laboratories in ADAMS

Table 1: Total Samples Analyzed in ASOIF Sports/Disciplines

Sports	Disciplines	Urine						Blood						Total Samples	Total AAFs	% AAF	
		Samples	IC ATF	AAF	Samples	IC ATF	AAF	Samples	IC ATF	AAF	Sub Total						
Cycling	Road	5256	42	67	3004	1	6	302	-	1	405	-	-	8967	22,471	221	1.0%
	Cycling	5263	22	82	2902	3	5	169	-	-	213	-	-	8547			
	Track	1434	5	17	530	6	2	52	-	-	89	-	-	2105			
	Mountain Bike	1204	9	24	292	3	-	11	-	-	48	-	-	1555			
	Cyclo Cross	637	1	8	27	1	-	4	-	-	7	-	-	675			
	BMX	381	-	3	117	1	-	-	-	-	-	-	-	498			
	Amateur	49	-	5	-	-	-	-	-	-	-	-	-	49			
	Keirin*	30	-	1	-	-	-	-	-	-	-	-	-	30			
	Artistic Cycling	23	-	-	-	-	-	-	-	-	-	-	-	23			
	Trials	14	1	-	1	-	-	-	-	-	-	-	-	15			
	Cycle Ball	5	-	-	1	-	-	-	-	-	-	-	-	6			
Biological Passport*	-	-	-	-	-	-	-	-	-	1	-	-	1				
Equestrian	Equestrian	313	-	8	71	-	-	4	-	-	-	-	-	388	619	11	1.8%
	Dressage	48	-	-	16	-	-	-	-	-	-	-	-	64			
	Eventing	25	-	1	37	-	1	-	-	-	-	-	-	62			
	Jumping	34	-	-	22	-	1	-	-	-	-	-	-	56			
	Endurance	8	-	-	11	-	-	-	-	-	-	-	-	19			
	Vaulting	11	-	-	3	-	-	-	-	-	-	-	-	14			
	Reining	9	-	-	2	-	-	-	-	-	-	-	-	11			
Driving	3	-	-	2	-	-	-	-	-	-	-	-	5				
Fencing	Fencing	817	2	1	447	3	2	-	-	-	-	-	-	1264	1,609	4	0.2%
	Epee	46	-	-	75	-	-	-	-	-	-	-	-	121			
	Foil	62	-	1	56	-	-	-	-	-	-	-	-	118			
	Sabre	34	-	-	72	-	-	-	-	-	-	-	-	106			
Field Hockey	Field Hockey	624	3	6	918	-	2	-	-	-	17	-	-	1559	1,641	8	0.5%
	Indoor	82	2	-	-	-	-	-	-	-	-	-	-	82			
Football	Football	22740	36	114	6430	14	26	704	-	-	790	-	-	30664	31,242	144	0.5%
	Futsal	433	3	4	79	-	-	-	-	-	-	-	-	512			
	Beach Football	11	-	-	51	-	-	-	-	-	-	-	-	62			
	Indoor Football	4	-	-	-	-	-	-	-	-	-	-	-	4			
Golf	-	391	-	8	116	3	-	-	-	-	-	-	-	507	8	1.6%	
Gymnastics	Gymnastics	508	-	6	540	-	-	-	-	-	4	-	-	1052	2,355	10	0.4%
	Artistic	225	1	-	276	-	-	-	-	-	-	-	-	501			
	Rhythmic	172	-	1	153	-	-	-	-	-	-	-	-	325			
	Trampoline	128	-	2	175	-	-	-	-	-	-	-	-	303			
	Sport Aerobics	71	-	-	17	-	-	-	-	-	-	-	-	88			
	Sport Acrobatics	50	-	-	22	-	-	-	-	-	-	-	-	72			
	Tumbling	5	-	1	4	-	-	-	-	-	-	-	-	9			
Team Gymnastics*	5	-	-	-	-	-	-	-	-	-	-	-	5				

* Discipline which is discontinued in ADAMS based on request of the governing IF, being an event under an existing discipline or being no longer necessary for administrative purposes.

2014 Anti-Doping Testing Figures
Samples Analyzed and Reported by Accredited Laboratories in ADAMS

Table 1: Total Samples Analyzed in ASOIF Sports/Disciplines

Sports	Disciplines	Urine						Blood						Total Samples	Total AAFs	% AAF	
		IC Samples	IC ATF	IC AAF	OOB Samples	OOB ATF	OOB AAF	IC Samples	IC ATF	IC AAF	OOB Samples	OOB ATF	OOB AAF				Sub Total
Handball	Handball	2113	2	20	1813	3	6	12	-	-	24	-	-	3962	4,026	26	0.6%
	Beach	20	-	-	44	-	-	-	-	-	-	-	-	64			
Judo	-	2605	2	31	1808	2	9	5	-	-	35	-	-	-	4,453	40	0.9%
Modern Pentathlon	Modern Pentathlon	318	-	3	320	1	1	11	-	-	7	-	-	-	665	4	0.6%
	Beach Modern Pentathlon	7	-	-	-	-	-	-	-	-	-	-	-	-			
	Biathle	2	-	-	-	-	-	-	-	-	-	-	-	-			
Rowing	-	1766	4	19	2750	10	5	67	-	-	116	-	-	-	4,699	24	0.5%
Rugby	Rugby Union	2577	8	36	3429	4	18	83	-	-	226	-	-	6315	6,961	57	0.8%
	Sevens	182	1	3	455	-	-	4	-	-	5	-	-	646			
Sailing	-	432	1	2	360	-	-	-	-	-	3	-	-	-	795	2	0.3%
Shooting	Shooting	1741	2	15	566	-	3	-	-	-	-	-	-	2307	2,616	23	0.9%
	Shotgun	145	-	4	2	-	-	-	-	-	-	-	-	147			
	Rifle	57	-	-	22	-	-	-	-	-	-	-	-	79			
	Pistol	65	-	1	11	-	-	-	-	-	-	-	-	76			
	Running Target	-	-	-	7	-	-	-	-	-	-	-	-	7			
Table Tennis	-	539	-	4	452	4	-	-	-	-	-	-	-	991	4	0.4%	
Taekwondo	-	1255	5	19	775	-	3	4	-	-	-	-	-	2,034	22	1.1%	
Tennis	-	2428	1	12	676	-	3	79	-	-	658	-	-	-	3,841	15	0.4%
Triathlon	Triathlon	2006	7	18	1734	1	-	79	-	-	270	-	-	4089	4,308	21	0.5%
	Duathlon	152	5	3	42	-	-	-	-	-	5	-	-	199			
	Aquathlon	14	-	-	-	-	-	-	-	-	-	-	-	14			
	Winter Triathlon	6	-	-	-	-	-	-	-	-	-	-	-	6			
Volleyball	Volleyball	2127	5	8	1530	1	2	-	-	-	129	-	-	3786	4,532	10	0.2%
	Beach volleyball	357	-	-	306	-	-	-	-	-	49	-	-	712			
	Hall*	8	-	-	26	-	-	-	-	-	-	-	-	34			
Weightlifting	-	4425	10	124	3975	6	44	82	-	-	324	-	1	-	8,806	169	1.9%
Wrestling	Wrestling	2152	3	37	1398	1	11	25	-	-	90	-	-	3665	5,154	60	1.2%
	Greco-Roman	277	-	4	426	1	2	-	-	-	17	-	-	720			
	Freestyle	230	1	2	427	-	1	-	-	-	14	-	-	671			
	Women's Freestyle	31	-	-	18	-	1	-	-	-	-	-	-	49			
	Beach Wrestling	29	-	1	4	-	-	-	-	-	-	-	-	33			
	Grappling	16	-	1	-	-	-	-	-	-	-	-	-	16			
Totals		99,130	260	1,073	61,739	111	247	2,250	0	2	5,375	1	4	168,494	1,326	0.79%	

* Discipline which is discontinued in ADAMS based on request of the governing IF, being an event under an existing discipline or being no longer necessary for administrative purposes.

2014 Anti-Doping Testing Figures
Samples Analyzed and Reported by Accredited Laboratories in ADAMS

Table 2: Total Samples Analyzed in AIOWF Sports/Disciplines

Sports	Disciplines	Samples	Urine					Blood					Sub Total	Total Samples	Total AAFs	% AAF	
			IC ATF	AAF	OOO Samples	ATF	AAF	IC ATF	AAF	OOO Samples	ATF	AAF					
Biathlon	-	1166	2	8	838	2	3	135	-	-	158	-	-	-	2,297	11	0.5%
Bobsleigh	Bobsleigh	265	-	6	620	4	3	65	-	-	152	-	-	1102	1,341	9	0.7%
	Skeleton	90	-	-	141	-	-	4	-	-	4	-	-	239			
Curling	-	190	-	1	116	-	-	-	-	-	-	-	-	306	1	0.3%	
Ice Hockey	Ice Hockey	1620	8	28	1760	4	8	47	-	-	64	-	-	3491	3,736	41	1.1%
	Junior Ice Hockey	176	1	5	65	-	-	4	-	-	-	-	-	245			
Luge	-	153	-	1	242	-	-	22	-	-	27	-	-	444	1	0.2%	
Skating	Speed Skating	1177	2	6	1065	2	1	101	-	-	147	-	-	2490	4,341	11	0.3%
	Short Track	512	-	-	403	1	-	106	-	-	59	-	-	1080			
	Figure Skating	398	-	2	247	-	-	-	-	-	3	-	-	648			
	Skating	67	-	2	25	-	-	-	-	-	3	-	-	95			
	Synchronized Skating	15	-	-	3	-	-	-	-	-	-	-	-	18			
	Ice dancing*	10	-	-	-	-	-	-	-	-	-	-	-	10			
Skiing	Cross-Country	1008	1	27	1150	3	1	173	-	-	308	-	-	2639	5,764	40	0.7%
	Alpine	366	1	3	809	-	-	3	-	-	84	-	-	1262			
	Snowboard	207	-	1	229	3	-	4	-	-	-	-	-	440			
	Nordic Combined	150	-	1	220	-	-	13	-	-	48	-	-	431			
	Freestyle	137	-	1	212	-	-	5	-	-	1	-	-	355			
	Ski Jumping	119	-	2	187	-	-	-	-	-	34	-	-	340			
	Skiing	233	-	4	45	-	-	14	-	-	2	-	-	294			
	Slopestyle	-	-	-	3	-	-	-	-	-	-	-	-	3			
Totals		8,059	15	98	8,380	19	16	696	-	-	1,094	-	-	18,229	114	0.63%	

* Discipline which is discontinued in ADAMS based on request of the governing IF, being an event under an existing discipline or being no longer necessary for administrative purposes.

2014 Anti-Doping Testing Figures
Samples Analyzed and Reported by Accredited Laboratories in ADAMS

Table 3: Total Samples Analyzed in ARISF Sports/Disciplines

Sports	Disciplines	Urine						Blood						Sub Total	Total Samples	Total AAFs	% AAF
		IC			OOC			IC			OOC						
		Samples	ATF	AAF	Samples	ATF	AAF	Samples	ATF	AAF	Samples	ATF	AAF				
Air Sports	Hang Gliding & Paragliding	27	-	-	33	-	-	-	-	-	-	-	-	60	136	0	0.0%
	Parachuting	11	-	-	12	-	-	-	-	-	-	-	-	23			
	Powered Paragliding	2	-	-	10	-	-	-	-	-	-	-	-	12			
	General Aviation	3	-	-	9	-	-	-	-	-	-	-	-	12			
	Gliding	10	-	-	2	-	-	-	-	-	-	-	-	12			
	Aerobatic	9	-	-	1	-	-	-	-	-	-	-	-	10			
	Ballooning	4	-	-	2	-	-	-	-	-	-	-	-	6			
	Aeromodeling	-	-	-	1	-	-	-	-	-	-	-	-	1			
American Football	American Football	335	2	10	418	6	5	10	-	-	14	-	-	777	817	17	2%
	Football League	31	-	2	1	-	-	-	-	-	8	-	-	40			
Automobile	Automobile	464	-	18	25	-	-	-	-	-	-	-	-	489	567	21	3.7%
	Karting	45	-	-	6	-	-	-	-	-	-	-	-	51			
	Rally	12	-	3	2	-	-	-	-	-	-	-	-	14			
	Auto Cross	11	-	-	2	-	-	-	-	-	-	-	-	13			
Bandy	-	54	-	1	47	-	-	-	-	-	-	-	-	101	1	1.0%	
Baseball	-	596	5	12	660	8	19	4	-	-	34	-	-	1294	31	2.4%	
Basque Pelota	-	41	-	2	77	-	3	-	-	-	-	-	-	118	5	4.2%	
Billiards	Billiards	64	-	1	6	-	-	-	-	-	-	-	-	70	178	2	1.1%
	Carom	45	-	1	-	-	-	-	-	-	-	-	-	45			
	Snooker	34	-	-	-	-	-	-	-	-	-	-	-	34			
	Pool	25	-	-	4	-	-	-	-	-	-	-	-	29			
Boules Sports	Petanque	65	-	1	29	-	-	-	-	-	-	-	-	94	181	3	2%
	Lawn Bowl	16	-	1	38	-	1	-	-	-	-	-	-	54			
	Boules Sports	3	-	-	30	-	-	-	-	-	-	-	-	33			
Bowling	Bowling	127	1	3	108	-	1	-	-	-	-	-	-	235	277	4	1.4%
	Ten-pin	19	-	-	11	-	-	-	-	-	-	-	-	30			
	Nine-pin Classic	8	-	-	-	-	-	-	-	-	-	-	-	8			
	Nine-pin Schere	4	-	-	-	-	-	-	-	-	-	-	-	4			
Bridge	-	24	-	1	4	-	-	-	-	-	-	-	-	28	1	3.6%	
Chess	Chess	63	-	-	13	-	-	-	-	-	-	-	-	76	76	0	0%
Cricket	-	714	1	1	582	1	-	-	-	-	-	-	-	1296	1	0.1%	

Table 3: Total Samples Analyzed in ARISF Sports/Disciplines

Sports	Disciplines	Urine						Blood						Sub Total	Total Samples	Total AAFs	% AAF
		IC			OOC			IC			OOC						
		Samples	ATF	AAF	Samples	ATF	AAF	Samples	ATF	AAF	Samples	ATF	AAF				
DanceSport	DanceSport	146	-	3	24	-	-	-	-	-	-	-	-	170	357	4	1.1%
	Standard	69	-	-	19	-	-	-	-	-	-	-	-	88			
	Latin	31	-	-	25	-	-	-	-	-	-	-	-	56			
	Youth	14	-	-	1	-	-	-	-	-	-	-	-	15			
	Rock'n'Roll	11	-	-	-	-	-	-	-	-	-	-	-	11			
	Formation	-	-	-	7	-	-	-	-	-	-	-	-	7			
	Ballroom	6	-	-	-	-	-	-	-	-	-	-	-	6			
	Prof. div. Latin	2	-	-	-	-	-	-	-	-	-	-	-	2			
	Prof. div. Standard	2	-	1	-	-	-	-	-	-	-	-	-	2			
Floorball	-	249	-	-	172	-	1	-	-	-	-	-	-	421	1	0.2%	
Flying Disc	Ultimate	11	-	-	-	-	-	-	-	-	-	-	-	11	19	0	0%
	Flying Disc	5	-	-	3	-	-	-	-	-	-	-	-	8			
Karate	-	598	2	3	391	3	1	-	-	-	-	-	-	989	4	0.4%	
Korfball	-	52	-	-	9	-	-	-	-	-	-	-	-	61	0	0%	
Life Saving	Life Saving	174	-	1	44	-	1	4	-	-	8	-	-	230	233	5	2.1%
	Beach	3	-	3	-	-	-	-	-	-	-	-	-	3			
Motorcycling	Motorcycling	110	-	7	13	-	-	-	-	-	-	-	-	123	411	14	3.4%
	Motocross	80	-	1	7	-	-	10	-	-	-	-	-	97			
	Road Racing	88	-	5	-	-	-	-	-	-	-	-	-	88			
	Trial	26	-	-	1	-	-	2	-	-	-	-	-	29			
	Enduro	22	-	-	6	-	-	-	-	-	-	-	-	28			
	Speedway	26	-	-	1	-	-	-	-	-	-	-	-	27			
	Track Racing	18	-	1	-	-	-	-	-	-	-	-	-	18			
	All-Terrain	-	-	-	1	-	-	-	-	-	-	-	-	1			
Climbing and Mountaineering	Climbing	104	-	-	32	-	-	-	-	-	-	-	-	136	242	1	0.4%
	Ski Mountaineering	36	-	-	8	-	-	-	-	-	1	-	-	45			
	Mountain Running	36	2	1	5	-	-	-	-	-	-	-	-	41			
	Ice Climbing	12	-	-	-	-	-	-	-	-	-	-	-	12			
	Climbing and Mountaineering	8	-	-	-	-	-	-	-	-	-	-	-	8			
Netball	-	138	-	-	133	-	-	-	-	-	-	-	-	271	0	0%	
Orienteering	Orienteering	118	-	1	59	-	-	-	-	-	-	-	-	177	342	1	0.3%
	Foot Orienteering	39	-	-	43	-	-	-	-	-	3	-	-	85			
	Mountain Bike Orienteering	37	-	-	14	-	-	-	-	-	-	-	-	51			
	Ski Orienteering	20	1	-	9	-	-	-	-	-	-	-	-	29			
Polo	-	4	-	-	14	-	-	-	-	-	-	-	-	18	0	0%	
Powerboating	Powerboating	172	1	3	28	-	-	-	-	-	-	-	-	200	204	3	1.5%
	Offshore	4	-	-	-	-	-	-	-	-	-	-	-	4			

Table 3: Total Samples Analyzed in ARISF Sports/Disciplines

Sports	Disciplines	Urine						Blood						Sub Total	Total Samples	Total AAFs	% AAF
		IC			OOC			IC			OOC						
		Samples	ATF	AAF	Samples	ATF	AAF	Samples	ATF	AAF	Samples	ATF	AAF				
Racquetball	-	27	-	2	16	-	-	-	-	-	-	-	-	-	43	2	5%
Roller Sports	Roller Sports	207	1	2	42	-	-	-	-	-	5	-	-	254	736	14	1.9%
	Inline Speed Skating	146	-	1	55	-	-	-	-	-	-	-	-	201			
	Inline Hockey	130	2	4	63	-	-	-	-	-	-	-	-	193			
	Artistic	22	-	1	17	-	2	-	-	-	2	-	-	41			
	Rink hockey	34	-	4	2	-	-	-	-	-	-	-	-	36			
	Hockey	9	-	-	-	-	-	-	-	-	-	-	-	9			
	Skateboarding	-	-	-	2	-	-	-	-	-	-	-	-	2			
Ski-Mountaineering	-	24	1	1	50	-	-	-	-	-	4	-	-	78	1	1.3%	
Softball	-	179	-	2	149	1	1	-	-	-	-	-	-	328	3	0.9%	
Sport Climbing	Sport Climbing	105	1	-	36	-	-	-	-	-	-	-	-	141	209	0	0%
	Boulder	45	-	-	1	-	-	-	-	-	-	-	-	46			
	Lead	13	-	-	1	-	-	-	-	-	-	-	-	14			
	Speed	8	-	-	-	-	-	-	-	-	-	-	-	8			
Squash	-	201	-	1	190	-	-	-	-	-	-	-	-	391	1	0.3%	
Sumo	-	131	-	2	10	-	1	-	-	-	-	-	-	141	3	2.1%	
Surfing	Surfing	82	-	2	14	-	-	-	-	-	-	-	-	96	108	2	1.9%
	Body board	11	-	-	1	-	-	-	-	-	-	-	-	12			
Tug of War	-	50	-	1	57	-	-	-	-	-	-	-	-	107	1	0.9%	
Underwater Sports	Finswimming	194	-	3	37	-	-	-	-	-	-	-	-	231	426	6	1.4%
	UW-Rugby	33	-	-	30	-	-	2	-	-	-	-	-	65			
	Apnoea	52	-	3	3	-	-	-	-	-	-	-	-	55			
	UW-Hockey	18	-	-	-	-	-	-	-	-	-	-	-	18			
	Scuba Diving	11	-	-	7	-	-	-	-	-	-	-	-	18			
	Underwater Sports	14	-	-	4	-	-	-	-	-	-	-	-	18			
	Spearfishing	8	-	-	-	-	-	-	-	-	-	-	-	8			
	UW-Orienteering	5	-	-	3	-	-	-	-	-	-	-	-	8			
	Aquathlon	3	-	-	-	-	-	-	-	-	-	-	-	3			
	UW-Sport Diving	2	-	-	-	-	-	-	-	-	-	-	-	2			
Water Skiing	Water Skiing	105	-	-	107	-	-	-	-	-	-	-	-	212	284	0	0%
	Wakeboard	27	-	-	22	-	-	-	-	-	-	-	-	49			
	Cable	10	-	-	2	-	-	-	-	-	-	-	-	12			
	Tournament	-	-	-	6	-	-	-	-	-	-	-	-	6			
	Racing	-	-	-	3	-	-	-	-	-	-	-	-	3			
	Barefoot	-	-	-	2	-	-	-	-	-	-	-	-	2			
Wushu	Wushu	197	-	6	166	-	-	-	-	-	-	-	-	363	393	6	1.5%
	Sanda	23	-	-	7	-	-	-	-	-	-	-	-	30			
Totals		7,463	20	122	4,307	19	36	32	0	0	79	0	0	11,881	158	1.33%	

Table 4: Total Samples Analyzed in AIMS Sports/Disciplines

Sports	Disciplines	Samples	Urine						Blood						Sub Total	Total Samples	Total AAFs	% AAF
			IC ATF	AAF	Samples	OOC ATF	AAF	Samples	IC ATF	AAF	Samples	OOC ATF	AAF					
Aikido	-	-	-	-	6	-	-	-	-	-	-	-	-	-	-	6	0	0%
Bodybuilding	Bodybuilding	716	1	126	810	1	57	11	-	-	1	-	-	1538	1783	245	13.7%	
	Fitness	76	-	16	136	-	44	-	-	11	-	-	223					
	CrossFit	22	-	2	-	-	-	-	-	-	-	-	22					
Casting	Fresh water sport	17	-	1	2	-	1	-	-	-	-	-	19	47	5	10.6%		
	Casting	9	-	1	1	-	-	-	-	-	-	-	10					
	Fly sport fishing	7	-	1	2	-	-	-	-	-	-	-	9					
	Sea Angling	6	-	1	3	-	-	-	-	-	-	-	9					
Cheer	-	42	1	1	-	-	-	-	-	-	-	-	-	42	1	2%		
Darts	-	92	-	8	2	-	-	-	-	-	-	-	-	94	8	8.5%		
Dragon Boat	-	29	-	-	4	-	-	-	-	-	-	-	-	33	0	0%		
Draughts	-	14	-	1	5	-	-	-	-	-	-	-	-	19	1	5%		
Fistball	-	12	-	-	18	-	-	-	-	-	-	-	-	30	0	0%		
Go	-	7	-	-	-	-	-	-	-	-	-	-	-	7	0	0%		
Icestocksport	-	60	-	-	5	-	-	-	-	-	-	-	-	65	0	0%		
Ju-Jitsu	-	23	-	1	66	-	2	-	-	-	-	-	-	89	3	3.4%		
Kendo	-	31	1	-	8	-	-	-	-	-	-	-	-	39	0	0%		
Kickboxing	Kickboxing	305	-	18	123	-	1	-	-	2	-	-	430	461	20	4.3%		
	Full contact	6	-	1	15	-	-	-	-	-	-	-	21					
	Light contact	9	-	-	-	-	-	-	-	-	-	-	9					
	Low Kick	-	-	-	1	-	-	-	-	-	-	-	1					
Lacrosse	-	18	-	1	13	-	-	-	-	-	-	-	-	31	1	3%		
Minigolf	-	30	-	-	7	-	-	-	-	-	-	-	-	37	0	0%		
Muaythai	-	173	-	5	40	-	1	12	-	-	-	-	-	225	6	2.7%		
Powerlifting	Powerlifting	1554	-	92	956	3	27	20	-	-	60	-	-	2590	2789	127	4.6%	
	Bench Press	179	-	8	4	-	-	-	-	2	-	-	185					
	Force Athletique	14	-	-	-	-	-	-	-	-	-	-	14					
Sambo	-	203	0	3	51	-	-	-	-	-	-	-	-	254	3	1.2%		
Savate	-	34	-	3	-	0	0	2	-	-	-	-	-	36	3	8.3%		
Sepaktakraw	Sepaktakraw	116	-	2	231	-	-	-	-	-	-	-	347	372	2	1%		
	Beach Sepaktakraw	18	-	-	-	-	-	-	-	-	-	-	18					
	Hoop Sepaktakraw	7	-	-	-	-	-	-	-	-	-	-	7					
Sleddog	-	9	-	-	-	-	-	-	-	-	-	-	-	9	0	0%		
Soft Tennis	-	63	-	1	69	-	1	-	-	-	-	-	-	132	2	2%		
Totals		3,901	3	293	2,578	4	134	45	0	0	76	0	0	6,600	427	6.5%		

Table 5: Total Samples Analyzed in Sports for Athletes with an Impairment*

Sports	Disciplines	Urine						Blood						Sub Total	Total Samples	Total AAFs	% AAF
		IC			OOC			IC			OOC						
		Samples	ATF	AAF	Samples	ATF	AAF	Samples	ATF	AAF	Samples	ATF	AAF				
Aquatics	IBSA Swimming	30	-	-	24	-	-	-	-	-	-	-	-	54	75	0	0%
	CISS Swimming	20	-	-	-	-	-	-	-	-	-	-	-	20			
	INAS Swimming	1	-	-	-	-	-	-	-	-	-	-	-	1			
Archery	Para-Archery**	50	-	3	32	-	1	-	-	-	-	-	-	-	82	4	4.9%
Arm Wrestling	Para-Arm Wrestling	18	-	3	-	-	-	-	-	-	-	-	-	-	18	3	17%
Athletics	CISS Athletics	40	-	-	29	-	-	-	-	-	-	-	-	69	141	0	0%
	IBSA Athletics	40	-	-	25	-	-	-	-	-	-	-	-	65			
	INAS Athletics	6	-	-	-	-	-	-	-	-	-	-	-	6			
	CPISRA Athletics	-	-	-	1	-	-	-	-	-	-	-	-	1			
Badminton	Para-Badminton	17	-	-	28	-	-	-	-	-	-	-	-	45	55	0	0%
	CISS Badminton	4	-	-	6	-	-	-	-	-	-	-	-	10			
Basketball	Wheelchair Basketball	75	-	2	137	-	6	-	-	-	-	-	-	212	232	8	3%
	CISS Basketball	12	-	-	8	-	-	-	-	-	-	-	-	20			
Boccia	Para-Boccia	11	-	-	35	-	-	-	-	-	-	-	-	46	77	0	0%
	Boccia	28	1	-	3	-	-	-	-	-	-	-	-	31			
Bowls	Para-Bowls	6	-	1	-	-	-	-	-	-	-	-	-	-	6	1	17%
Canoe / Kayak	Para-Canoe Sprint**	19	-	1	34	-	-	-	-	-	-	-	-	-	53	1	1.9%
Curling	Wheelchair Curling**	32	-	1	32	-	2	-	-	-	-	-	-	64	97	3	3%
	CISS Curling	8	-	-	25	-	-	-	-	-	-	-	-	33			
Cycling	Para-Cycling**	225	5	8	141	2	-	4	-	-	8	-	-	378	382	8	2%
	CISS Cycling Road	-	-	-	3	-	-	-	-	-	-	-	-	3			
	Para-Cycling Road**	-	-	-	1	-	-	-	-	-	-	-	-	1			
Equestrian	Para-Equestrian**	18	-	-	12	-	2	-	-	-	-	-	-	-	30	2	6.7%
Fencing	Wheelchair Fencing	60	-	1	22	-	-	-	-	-	-	-	-	-	82	1	1.2%
Field Hockey	IWAS Powerchair Hockey	13	-	-	-	-	-	-	-	-	-	-	-	-	13	0	0%
Football	CISS Football	25	-	-	-	-	-	-	-	-	-	-	-	-	25	0	0%
Football 5-a-Side	Para-Football 5-a-side	28	-	-	5	-	-	-	-	-	-	-	-	-	33	0	0%
Football 7-a-Side	Para-Football 7-a-side	26	-	-	19	-	-	-	-	-	-	-	-	-	45	0	0%
Goalball	-	32	-	1	53	-	-	-	-	-	-	-	-	-	85	1	1.2%
Handball	CISS Handball	3	-	-	16	-	-	-	-	-	-	-	-	19	28	0	0%
	Para-Handball	9	-	-	-	-	-	-	-	-	-	-	-	9			
Ice Hockey	CISS Ice Hockey	-	-	-	50	-	-	-	-	-	-	-	-	-	50	0	0%
Judo	Para-Judo	46	-	1	32	-	1	-	-	-	-	-	-	78	94	2	2%
	CISS Judo	16	-	-	-	-	-	-	-	-	-	-	-	16			
Powerlifting	IBSA Powerlifting	10	-	-	14	-	-	-	-	-	-	-	-	-	24	0	0%
Rowing	Para-Rowing**	26	-	-	32	-	-	2	-	-	-	-	-	-	60	0	0%
Rugby	Wheelchair Rugby	42	-	3	52	-	-	-	-	-	-	-	-	-	94	3	3.2%
Sailing	Para-Sailing	12	-	1	12	-	2	-	-	-	-	-	-	-	24	3	13%

* Sports and disciplines under the governance of the respective Olympic IFs or independent IFs which govern sports for athletes with an impairment

** Sports and disciplines under the governance of the respective ASOIF and AIOWF IFs.

2014 Anti-Doping Testing Figures
Samples Analyzed and Reported by Accredited Laboratories in ADAMS

Table 5: Total Samples Analyzed in Sports for Athletes with an Impairment* - continued

Sports	Disciplines	Urine						Blood						Total Samples	Total AAFs	% AAF	
		IC Samples	IC ATF	IC AAF	OOB Samples	OOB ATF	OOB AAF	IC Samples	IC ATF	IC AAF	OOB Samples	OOB ATF	OOB AAF				Sub Total
Skiing	CISS Cross Country Skiing	-	-	-	47	-	-	-	-	-	1	-	-	48	124	0	0%
	CISS Snowboard	-	-	-	39	-	-	-	-	-	-	-	-	39			
	CISS Alpine Skiing	10	-	-	23	-	-	-	-	-	-	-	-	33			
	IBSA Alpine Skiing	-	-	-	4	-	-	-	-	-	-	-	-	4			
Sport Climbing	Para-Climbing	7	-	-	-	-	-	-	-	-	-	-	-	7	0	0%	
Table Tennis	Para-Table Tennis**	71	-	3	61	-	2	-	-	-	-	-	-	132	5	3.8%	
Taekwondo	Para-Taekwondo	30	-	-	-	-	-	-	-	-	-	-	-	30	0	0%	
Tennis	Wheelchair Tennis**	48	-	3	50	-	-	-	-	-	28	-	-	126	129	4	3.1%
	Para-Football Tennis	3	-	1	-	-	-	-	-	-	-	-	-	3			
Triathlon	Para Triathlon**	32	-	1	14	-	-	-	-	-	-	-	-	46	1	2.2%	
Volleyball	Sitting Volleyball	26	-	-	94	-	-	-	-	-	-	-	-	120	120	0	0%
Weightlifting	Adapted Weightlifting***	7	-	1	7	-	-	-	-	-	1	-	-	15	1	6.7%	
Wheelchair Sports	Slalom	6	-	-	-	-	-	-	-	-	-	-	-	6	0	0%	
Wrestling	CISS Wrestling Greco-Roman	4	-	-	-	-	-	-	-	-	-	-	-	4	0	0%	
Totals		1252	6	35	1,222	2	16	6	0	0	38	0	0	2,518	51	2.0%	

* Sports and disciplines under the governance of the respective Olympic IFs or independent IFs which govern sports for athletes with an impairment

** Sports and disciplines under the governance of the respective ASOIF and AIOWF IFs.

*** Discipline which is discontinued in ADAMS based on request of the governing IF, being an event under an existing discipline or being no longer necessary for administrative purposes.

Table 6: Total Samples Analyzed in IPC Sports/Disciplines

Sports	Disciplines	Urine						Blood						Total per Sport	% AAF		
		IC Samples	IC ATF	IC AAF	OOB Samples	OOB ATF	OOB AAF	IC Samples	IC ATF	IC AAF	OOB Samples	OOB ATF	OOB AAF			Sub Total	
Aquatics	IPC Swimming	305	1	8	310	2	-	6	-	-	-	-	-	621	8	1.3%	
Athletics	IPC Athletics	542	1	13	517	1	5	10	-	-	17	-	-	1086	1128	21	1.9%
	IPC Wheelchair road race	3	-	-	25	-	-	-	-	-	-	-	-	28			
	IPC Throws	11	-	3	2	-	-	-	-	-	-	-	-	13			
	IPC Sprint	-	-	-	1	-	-	-	-	-	-	-	-	1			
Dance Sport	IPC Wheelchair Dance Sport	10	-	-	11	-	-	-	-	-	-	-	-	21	0	0%	
IPC Ice Sledge Hockey	-	50	-	1	110	1	1	8	-	-	9	-	-	177	2	1.1%	
Powerlifting	IPC Powerlifting	260	-	7	186	-	8	15	-	-	51	-	-	512	15	2.9%	
Shooting	IPC Shooting	83	-	3	36	-	-	-	-	-	-	-	-	119	3	2.5%	
Skiing	IPC Alpine	128	1	4	190	1	3	6	-	-	12	-	-	336	739	9	1.2%
	IPC Nordic Cross-Country	65	-	2	137	-	-	6	-	-	24	-	-	232			
	IPC Biathlon	39	-	-	80	-	-	5	-	-	13	-	-	137			
	Para-Snowboard	15	-	-	19	-	-	-	-	-	-	-	-	34			
Totals		1,511	3	41	1,624	5	17	56	0	0	126	0	0	3,317	58	1.75%	

2014 Anti-Doping Testing Figures
Samples Analyzed and Reported by Accredited Laboratories in ADAMS

Table 7: Total Samples Analyzed in Other Sports/Disciplines which are Code Signatories*

Sports	Disciplines	Urine						Blood						Sub Total	Total Samples	Total AAFs	% AAF
		IC			OOC			IC			OOC						
		Samples	ATF	AAF	Samples	ATF	AAF	Samples	ATF	AAF	Samples	ATF	AAF				
Arm Wrestling	-	200	-	19	71	3	2	-	-	-	-	-	-	-	271	21	7.7%
Bowls	-	8	-	-	-	-	-	-	-	-	-	-	-	-	8	0	0%
Dance Sport	WDC Dance Sport	18	-	-	-	-	-	-	-	-	-	-	-	-	18	0	0%
e-sports	-	1	-	-	-	-	-	-	-	-	-	-	-	-	1	0	0%
Karate	Shinkyokushin WKO	16	-	-	4	-	-	-	-	-	-	-	-	-	20	0	0%
Kurash	-	13	-	1	41	-	3	-	-	-	-	-	-	-	54	4	7.4%
Rugby	Rugby League	83	1	8	318	-	7	-	-	-	4	-	-	-	405	15	3.7%
Taekwondo	ITF Taekwondo	12	-	-	7	-	-	-	-	-	-	-	-	-	19	0	0%
Triathlon	Ironman	311	-	5	261	-	1	-	-	-	132	-	-	704	-	-	-
	70.3 Distance Ironman	10	-	1	2	-	-	-	-	-	1	-	-	13	717	7	0.8%
Unifight	-	1	-	-	-	-	-	-	-	-	-	-	-	-	1	0	0%
Totals		673	1	34	704	3	13	-	-	-	137	-	-	-	1,514	47	3.10%

* Sports/disciplines connected with organizations which are outside of the categories in Tables 1-6 but are signatories to the Code.

Table 8: Total Samples Analyzed in Other Sports/Disciplines

Sports	Disciplines	Urine						Blood						Sub Total	Total Samples	Total AAFs	% AAF
		IC Samples	ATF	AAF	OOC Samples	ATF	AAF	IC Samples	ATF	AAF	OOC Samples	ATF	AAF				
American Football	University	30	-	-	212	-	3	-	-	-	33	-	-	-	275	3	1%
	University Swimming	27	-	-	1	-	-	-	-	-	-	-	-	-	28		
Aquatics	Free Diving	-	-	-	2	-	-	-	-	-	-	-	-	2	34	0	0%
	University Diving	2	-	-	-	-	-	-	-	-	-	-	-	2			
	University Water Polo	2	-	-	-	-	-	-	-	-	-	-	-	2			
	University	13	-	-	-	-	-	-	-	-	-	-	-	13			
Archery	WMA Masters Athletics	34	-	-	-	-	-	-	-	-	-	-	-	34	0	0%	
Athletics	University	33	-	1	-	-	-	-	-	-	-	-	-	33	92	1	1%
	University Cross Country	11	-	-	-	-	-	-	-	-	-	-	-	11			
	Veteran Athletics	8	-	-	-	-	-	-	-	-	-	-	-	8			
	University Track & Field	3	-	-	3	-	-	-	-	-	-	-	-	6			
Australian Rules	Australian Rules Football	103	-	2	206	-	-	-	-	-	35	-	-	-	344	2	1%
Badminton	University	4	-	-	-	-	-	-	-	-	-	-	-	4	0	0%	
Balle au Tambourin	-	4	-	-	-	-	-	-	-	-	-	-	-	4	0	0%	
Ballon au Poing	-	6	-	-	-	-	-	-	-	-	-	-	-	6	0	0%	
Baseball	Professional Baseball	180	-	1	2	-	-	-	-	-	-	-	-	182	236	1	0%
	Pesäpallo	24	-	-	11	-	-	-	-	-	-	-	-	35			
	Rubber Baseball	16	-	-	-	-	-	-	-	-	-	-	-	16			
	Oina	3	-	-	-	-	-	-	-	-	-	-	-	3			
Basketball	Professional Basketball	47	-	-	-	-	-	-	-	-	-	-	-	47	97	0	0%
	College	32	-	-	14	-	-	-	-	-	-	-	-	46			
	University	4	-	-	-	-	-	-	-	-	-	-	-	4			
Basque Sports	Aizkolaritza	18	-	1	-	-	-	-	-	-	-	-	-	18	40	4	10%
	Harri Jasotzea	15	-	2	-	-	-	-	-	-	-	-	-	15			
	Giza-Abere Probak	6	-	1	-	-	-	-	-	-	-	-	-	6			
	Sega	1	-	-	-	-	-	-	-	-	-	-	-	1			
Bodybuilding	Natural Bodybuilding	32	-	-	27	-	-	-	-	-	-	-	-	59	70	6	9%
	Physique Sports	4	-	2	7	-	4	-	-	-	-	-	-	11			
Boot-Throwing	Boot-Throwing	5	-	-	-	-	-	-	-	-	-	-	-	5	0	0%	
Boxing	Professional Boxing	235	9	5	147	-	-	8	-	-	14	-	-	404	636	16	3%
	FVA Professional boxing	28	-	1	36	-	-	-	-	-	14	-	-	78			
	BDB Professional boxing	53	-	4	-	-	-	-	-	-	-	-	-	53			
	WBC Professional boxing	35	-	3	-	-	-	-	-	-	-	-	-	35			
	University	29	-	-	-	-	-	-	-	-	-	-	-	29			
	WBA Professional Boxing	14	-	1	2	-	1	-	-	-	-	-	-	16			
	Military Boxing	12	-	-	-	-	-	-	-	-	-	-	-	12			
	WBF Professional boxing	9	-	1	-	-	-	-	-	-	-	-	-	9			
Budo	-	45	-	1	86	-	-	-	-	-	-	-	-	131	1	1%	
Canoe / Kayak	University	15	-	-	-	-	-	-	-	-	-	-	-	15	0	0%	

Table 8: Total Samples Analyzed in Other Sports/Disciplines

Sports	Disciplines	Urine						Blood						Sub Total	Total Samples	Total AAFs	% AAF
		IC			OOC			IC			OOC						
		Samples	ATF	AAF	Samples	ATF	AAF	Samples	ATF	AAF	Samples	ATF	AAF				
Chess	University	8	-	-	-	-	-	-	-	-	-	-	-	8	10	1	10%
	Xiangqi	2	-	1	-	-	-	-	-	-	-	-	-	2			
Clay target shooting	Clay Target Shooting	40	-	1	5	-	-	-	-	-	-	-	-	-	45	1	2%
Company Sports	-	-	-	-	10	-	1	-	-	-	-	-	-	-	10	1	10%
Course Camarguaise	-	34	2	-	-	-	-	-	-	-	-	-	-	-	34	0	0%
Course Landaise	-	14	-	1	-	-	-	-	-	-	-	-	-	-	14	1	7%
Crossbow	-	9	-	-	-	-	-	-	-	-	-	-	-	-	9	0	0%
Equestrian	Professional Racing	29	-	-	-	-	-	-	-	-	-	-	-	-	29	0	0%
Extreme Sports	-	17	-	-	1	-	-	-	-	-	-	-	-	18	41	0	0%
	BMX Freestyle	-	-	-	12	-	-	-	-	-	-	-	-	12			
	Extreme Skateboard	-	-	-	6	-	-	-	-	-	-	-	-	6			
	Extreme Inline Stunt	-	-	-	5	-	-	-	-	-	-	-	-	5			
Fencing	University	5	-	-	-	-	-	-	-	-	-	-	-	-	5	0	0%
Field Hockey	Ball Hockey	8	-	-	4	-	-	-	-	-	-	-	-	12	25	0	0%
	Street Hockey	8	-	-	-	-	-	-	-	-	-	-	-	8			
	University	2	-	-	3	-	-	-	-	-	-	-	-	5			
Firefighting and	-	20	-	-	-	-	-	-	-	-	-	-	-	-	20	0	0%
Foot Volley	-	7	-	-	-	-	-	-	-	-	-	-	-	-	7	0	0%
Football	University Football	18	-	-	20	-	-	-	-	-	16	-	-	54	100	0	0%
	Mini Football	6	-	-	36	-	-	-	-	-	-	-	-	42			
	University Futsal	4	-	-	-	-	-	-	-	-	-	-	-	4			
Full contact	-	21	-	2	-	-	-	-	-	-	-	-	-	-	21	2	10%
Gaelic Games	Football	31	-	-	28	-	-	-	-	-	-	-	-	59	104	0	0%
	Hurling	18	-	-	18	-	-	-	-	-	-	-	-	36			
	Ladies Gaelic Football	5	-	-	-	-	-	-	-	-	-	-	-	5			
	Camogie	4	-	-	-	-	-	-	-	-	-	-	-	4			
Golf	Professional Golf	33	-	-	-	-	-	-	-	-	-	-	-	33	41	0	0%
	University	8	-	-	-	-	-	-	-	-	-	-	-	8			
Gymnastics	University Aerobics	2	-	-	-	-	-	-	-	-	-	-	-	-	2	0	0%
Heavy Athletics	-	-	-	-	11	-	-	-	-	-	-	-	-	-	11	0	0%
Highland Games	-	12	-	-	-	-	-	-	-	-	-	-	-	-	12	0	0%
Hornuss	-	4	-	-	-	-	-	-	-	-	-	-	-	-	4	0	0%
Horse Racing	-	66	-	-	-	-	-	-	-	-	-	-	-	-	66	0	0%
Hunting sports	-	4	-	-	-	-	-	-	-	-	-	-	-	-	4	0	0%
Ice Hockey	University	4	-	-	-	-	-	-	-	-	-	-	-	-	4	0	0%
Jet-Ski	-	4	-	-	-	-	-	-	-	-	-	-	-	-	4	0	0%
Jiu-Jitsu	-	10	-	2	-	-	-	-	-	-	-	-	-	-	10	2	20%
Judo	University	7	-	-	-	-	-	-	-	-	-	-	-	-	7	0	0%
Kabaddi	Kabaddi	318	-	12	472	-	22	-	-	-	-	-	-	790	801	34	4%
	Beach Kabaddi	11	-	-	-	-	-	-	-	-	-	-	-	11			

Table 8: Total Samples Analyzed in Other Sport/Disciplines

Sports	Disciplines	Urine						Blood						Sub Total	Total Samples	Total AAFs	% AAF
		IC			OOC			IC			OOC						
		Samples	ATF	AAF	Samples	ATF	AAF	Samples	ATF	AAF	Samples	ATF	AAF				
Karate	University	22	-	-	-	-	-	-	-	-	-	-	-	22	30	1	3%
	Kyokushin	8	-	1	-	-	-	-	-	-	-	-	-	8			
Kempo	-	10	-	2	-	-	-	-	-	-	-	-	-	-	10	2	20%
Kettlebell Lifting	-	110	-	1	14	-	-	-	-	-	-	-	-	-	124	1	1%
Kung Fu	-	-	-	-	11	-	-	-	-	-	-	-	-	-	11	0	0%
Military Pentathlon	Military Pentathlon	32	-	-	3	-	-	-	-	-	-	-	-	35	43	0	0%
	Aeronautical Pentathlon	8	-	-	-	-	-	-	-	-	-	-	-	8			
Multisports	Multisports*	3	-	-	1	-	-	-	-	-	-	-	-	-	4	0	0%
Orienteering	University	9	-	-	-	-	-	-	-	-	-	-	-	-	9	0	0%
Paddel	-	24	-	1	-	-	-	-	-	-	-	-	-	-	24	1	4%
Pencak Silat	-	18	-	1	6	-	-	-	-	-	-	-	-	-	24	1	4%
Power press	-	20	-	1	19	-	-	-	-	-	-	-	-	-	39	1	3%
Powerlifting	WDFPF Powerlifting	6	-	4	1	-	1	-	-	-	-	-	-	7	8	6	75%
	WPC Powerlifting	1	-	1	-	-	-	-	-	-	-	-	-	1			
Rafting	-	22	-	-	-	-	-	-	-	-	-	-	-	-	22	0	0%
Ringette	-	18	-	-	5	-	-	-	-	-	-	-	-	-	23	0	0%
Rinkball	-	4	-	-	-	-	-	-	-	-	-	-	-	-	4	0	0%
Rowing	University	4	-	-	-	-	-	-	-	-	-	-	-	-	4	0	0%
	National Rugby league	278	1	2	500	1	1	-	-	-	60	-	-	838	877	4	0.5%
Touch Football	9	1	-	3	2	-	-	-	-	-	-	-	12				
Six Nations Rugby*	9	1	-	-	-	-	-	-	-	-	-	-	9				
Rugby XIII	6	-	1	-	-	-	-	-	-	-	-	-	6				
Beach Rugby	5	-	-	-	-	-	-	-	-	-	-	-	5				
University	4	-	-	-	-	-	-	-	-	-	-	-	4				
University Sevens	3	-	-	-	-	-	-	-	-	-	-	-	3				
School Sports	Handball	5	-	-	-	-	-	-	-	-	-	-	-	5	0	0%	
Shearing sports	-	3	-	-	-	-	-	-	-	-	-	-	-	3	0	0%	
Shooting	Ball-Trap	19	-	2	3	-	-	-	-	-	-	-	-	22	2	9%	
Sitball	-	2	-	-	-	-	-	-	-	-	-	-	-	2	0	0%	
Skiing	Military Skiing	10	-	-	-	-	-	-	-	-	-	-	10	11	0	0%	
	Roller Skiing	-	-	-	1	-	-	-	-	-	-	-	1				
Skyrunning	-	9	-	-	-	-	-	-	-	-	-	-	-	9	0	0%	
Softball	University	2	-	-	-	-	-	-	-	-	-	-	-	2	0	0%	
Speedball	-	6	-	-	-	-	-	-	-	-	-	-	-	6	0	0%	
Strongman	-	4	-	-	-	-	-	-	-	-	-	-	-	4	0	0%	
Surfing	Wind Surfing	23	-	-	25	-	-	-	-	-	-	-	-	48	49	0	0%
	Professional Surfing	-	-	-	1	-	-	-	-	-	-	-	-	1			

* Discipline which is discontinued in ADAMS based on request of the governing IF, being an event under an existing discipline or being no longer necessary for administrative purposes.

2014 Anti-Doping Testing Figures
Samples Analyzed and Reported by Accredited Laboratories in ADAMS

Table 8: Total Samples Analyzed in Other Sport/Disciplines*

Sports	Disciplines	Urine						Blood						Sub Total	Total Samples	Total AAFs	% AAF
		IC			OOC			IC			OOC						
		Samples	ATF	AAF	Samples	ATF	AAF	Samples	ATF	AAF	Samples	ATF	AAF				
Table Tennis	University	3	-	-	-	-	-	-	-	-	-	-	-	-	3	0	0%
Taekwondo	University	11	-	1	-	-	-	-	-	-	-	-	-	-	11	1	9%
Tennis	University	4	-	-	-	-	-	-	-	-	-	-	-	-	4	0	0%
Thai Traditional Sports	-	-	-	-	6	1	-	-	-	-	-	-	-	-	6	0	0%
Traditional Archery	-	4	-	-	2	-	-	-	-	-	-	-	-	-	6	0	0%
Traditional Karate	-	1	-	-	-	-	-	-	-	-	-	-	-	-	1	0	0%
Ultimate Fighting	-	39	-	2	12	-	-	-	-	-	1	-	-	-	52	2	4%
Ultra Triathlon	-	8	-	-	-	-	-	-	-	-	-	-	-	-	8	0	0%
VA'A	VA'A*	22	-	-	-	-	-	-	-	-	-	-	-	22	35	3	8.6%
	Outrigger (Sprint)	13	-	3	-	-	-	-	-	-	-	-	-	13			
Volleyball	Professional Volleyball	57	-	-	-	-	-	-	-	-	-	-	-	57	71	0	0%
	University Beach	6	-	-	-	-	-	-	-	-	-	-	-	6			
	WVBF Volleyball	4	-	-	-	-	-	-	-	-	-	-	-	4			
	University Volleyball	4	-	-	-	-	-	-	-	-	-	-	-	4			
Weightlifting	University	32	-	-	21	1	1	-	-	-	-	-	-	53	1	2%	
Woodball	Beach Woodball	-	-	-	51	-	-	-	-	-	-	-	-	51	89	0	0.0%
	-	18	-	-	20	-	-	-	-	-	-	-	-	38			
Wrestling	University	28	-	-	-	-	-	-	-	-	-	-	-	28	59	4	7%
	Swiss Wrestling	-	-	-	13	-	-	-	-	-	-	-	-	13			
	Ssireum	10	-	-	-	-	-	-	-	-	-	-	-	10			
	Canarian Wrestling	8	-	4	-	-	-	-	-	-	-	-	-	8			
Totals		2,923	14	72	2,105	5	34	8	-	-	173	-	-	5,209	106	2.03%	

* Discipline which is discontinued in ADAMS based on request of the governing IF, being an event under an existing discipline or being no longer necessary for administrative purposes.

Table 9: GC/C/IRMS Tests Conducted in ASOIF Sport/Disciplines
GC/C/IRMS

Sports	Disciplines	IC		OOC		sub total	Total Samples	Total AAFs	% AAF
		Samples	AAF	Samples	AAF				
Aquatics	Swimming	139	4	83	1	222	280	5	2%
	Water Polo	10	0	24	0	34			
	Synchronized Swimming	-	0	8	0	8			
	Aquatics	6	0	1	-	7			
	Diving	2	0	4	-	6			
	Open Water	1	0	2	0	3			
Archery	-	7	0	2	-	9	9	0	0%
Athletics	Athletics	251	12	215	4	466	577	22	3.8%
	Track	17	2	39	1	56			
	Marathon	10	0	4	-	14			
	Cross Country	9	1	-	0	9			
	Mountain Running	9	1	-	0	9			
	Race Walk	4	0	1	0	5			
	Field	1	1	3	0	4			
	Half Marathon	4	-	-	0	4			
	Shot Put*	1	-	2	0	3			
	High Jump*	-	0	2	-	2			
	Discus Throwing*	-	0	2	-	2			
	Road Running	2	0	-	-	2			
	Indoor Athletics	1	0	-	0	1			
Badminton	-	4	0	2	0	-	6	0	0%
Basketball	-	50	1	32	0	-	82	1	1%
Boxing	-	50	1	96	1	-	146	2	1%
Canoe / Kayak	Canoe / Kayak	29	-	24	0	53	61	0	0%
	Canoe Slalom	2	-	4	0	6			
	Canoe Sprint (Flatwater)	1	0	1	-	2			
Cycling	Road	151	7	188	2	339	805	25	3.1%
	Cycling	205	13	87	1	292			
	Track	78	-	34	0	112			
	Mountain Bike	29	-	10	0	39			
	Cyclo Cross	10	-	1	0	11			
	BMX	2	-	4	0	6			
	Amateur	5	2	-	-	5			
	Trials	1	0	-	0	1			
Equestrian	Equestrian	7	0	2	-	9	14	0	0%
	Dressage	3	0	1	-	4			
	Reining	1	0	-	-	1			
Fencing	Fencing	8	0	5	0	13	17	0	0%
	Foil	-	0	2	0	2			
	Epee	1	0	-	0	1			
	Sabre	-	0	1	-	1			
Field Hockey	Field Hockey	11	0	8	0	19	21	0	0%
	Indoor	2	0	-	0	2			
Football	Football	453	3	221	0	674	680	3	0.4%
	Futsal	6	0	-	-	6			
Golf	-	6	0	-	0	-	6	0	0%

* Discipline which is discontinued in ADAMS based on request of the governing IF, being an event under an existing discipline or being no longer necessary for administrative purposes.

Table 9: GC/C/IRMS Tests Conducted in ASOIF Sport/Disciplines
GC/C/IRMS

Sports	Disciplines	IC		OOC		sub total	Samples per Sport	AAFs per Sport	% AAF
		Samples	AAF	Samples	AAF				
Gymnastics	Gymnastics	2	0	13	0	15	29	0	0%
	Artistic	2	0	5	0	7			
	Rhythmic	2	0	2	0	4			
	Trampoline	2	-	1	0	3			
Handball	Indoor	24	-	29	1	-	53	1	2%
Judo	-	24	1	35	-	-	59	1	2%
Modern Pentathlon	-	1	0	3	0	-	4	0	0%
Rowing	-	30	0	37	1	-	67	1	1%
Rugby	Rugby Union	50	3	58	2	108	121	5	4.1%
	Sevens	7	0	6	0	13			
Sailing	-	2	0	8	0	10	10	0	0%
Shooting	Shooting	21	-	12	0	33	35	0	0%
	Shotgun	2	0	-	-	2			
Table Tennis	-	4	-	3	0	-	7	0	0%
Taekwondo	-	8	0	10	0	-	18	0	0%
Tennis	-	41	0	18	0	-	59	0	0%
Triathlon	Triathlon	63	-	50	-	113	117	0	0%
	Duathlon	3	0	1	-	4			
Volleyball	Volleyball	21	0	35	0	56	60	0	0%
	Beach Volleyball	3	0	1	-	4			
Weightlifting	-	95	16	136	6	-	231	22	10%
Wrestling	Wrestling	37	3	31	1	68	98	4	4.1%
	Greco-Roman	7	0	18	0	25			
	Freestyle	4	0	-	0	4			
	Grappling	1	0	-	0	1			
Totals		2,045	71	1,627	21		3,672	92	2.5%

Table 10: ESAs Tests Conducted in ASOIF Sport/Disciplines

Sports	Disciplines	Urine									Blood										
		IC			OOC			Sub	Total	Total	%	IC			OOC			Sub	Total	Total	%
		Samples	ATF	AAF	Samples	ATF	AAF	Total	Samples	AAFs	AAF	Samples	ATF	AAF	Samples	ATF	AAF	Total	Samples	AAFs	AAF
Aquatics	Swimming	593	-	-	1005	-	-	1598				4	-	-	8	-	-	12			
	Aquatics	66	-	-	-	-	-	66				-	-	-	5	-	-	5			
	Open Water	20	-	-	41	-	-	61	1767	0	0%	-	-	-	-	-	-	-	17	0	0%
	Water Polo	11	-	-	24	-	-	35				-	-	-	-	-	-	-			
	Synchronized Swimming	3	-	-	4	-	-	7				-	-	-	-	-	-	-			
Athletics	Athletics	2224	-	13	1953	-	4	4177				73	-	-	63	-	2	136			
	Track	111	-	-	317	-	1	428				12	-	-	1	-	-	13			
	Marathon	256	-	1	107	-	-	363				24	-	-	30	-	-	54			
	Race Walk	75	-	-	84	-	-	159				5	-	-	-	-	-	5			
	Cross Country	92	-	1	5	-	-	97				33	-	1	-	-	-	33			
	Road Running	27	-	-	39	-	-	66				-	-	-	-	-	-	-			
	Half Marathon	35	-	-	2	-	-	37				24	-	-	-	-	-	24			
	Combined Events	14	-	-	35	-	-	49	5491	20	0.4%	-	-	-	-	-	-	-	266	3	1%
	Mountain Running	45	-	-	-	-	-	45				-	-	-	-	-	-	-			
	Field	6	-	-	34	-	-	40				-	-	-	-	-	-	-			
	Indoor Athletics	18	-	-	-	-	-	18				-	-	-	-	-	-	-			
	Discus Throwing*	-	-	-	4	-	-	4				-	-	-	-	-	-	-			
	High Jump*	-	-	-	3	-	-	3				-	-	-	1	-	-	1			
	Shot Put*	1	-	-	1	-	-	2				-	-	-	-	-	-	-			
	Ultra Running	-	-	-	2	-	-	2				-	-	-	-	-	-	-			
Jumps	-	-	-	1	-	-	1				-	-	-	-	-	-	-				
Badminton	-	-	-	-	-	-	-	0	0	0%	-	-	-	-	-	-	-	0	0	0%	
Basketball	-	61	-	-	21	-	-	82	82	0	0%	-	-	-	2	-	-	-	2	0	0%
Boxing	-	84	-	-	230	-	-	314	314	0	0%	-	-	-	5	-	-	5	5	0	0%
Canoe / Kayak	Canoe / Kayak	430	-	-	780	-	-	1210				-	-	-	41	-	-	41			
	Canoe Slalom	33	-	-	85	-	-	118	1367	0	0%	-	-	-	-	-	-	-	78	0	0%
	Canoe Sprint (Flatwater)	6	-	-	32	-	-	38				2	-	-	35	-	-	37			
	Marathon	-	-	-	1	-	-	1				-	-	-	-	-	-	-			
Cycling	Road	1652	-	9	1580	-	2	3232				157	-	1	63	-	-	220			
	Cycling	1838	-	22	1152	-	2	2990				34	-	-	19	-	-	53			
	Track	346	-	-	351	-	-	697				2	-	-	8	-	-	10			
	Mountain Bike	276	-	-	120	-	-	396	7545	36	0.5%	4	-	-	8	-	-	12	300	1	0.3%
	Cyclo Cross	147	-	-	14	-	-	161				4	-	-	-	-	-	4			
	Amateur	43	-	1	-	-	-	43				-	-	-	-	-	-	-			
	BMX	20	-	-	6	-	-	26				-	-	-	-	-	-	-			
Biological Passport*	-	-	-	-	-	-	-				-	-	-	1	-	-	1				
Equestrian	-	-	-	-	-	-	-	0	0	0%	2	-	-	-	-	-	-	2	0	0%	
Fencing	-	-	-	-	-	-	-	0	0	0%	-	-	-	-	-	-	-	0	0	0%	

* Discipline which is discontinued in ADAMS based on request of the governing IF, being an event under an existing discipline or being no longer necessary for administrative purposes.

2014 Anti-Doping Testing Figures
Samples Analyzed and Reported by Accredited Laboratories in ADAMS

Table 10: ESAs Tests Conducted in ASOIF Sport/Disciplines

Sports	Disciplines	Urine										Blood									
		IC			OOC			Sub	Total	Total	%	IC			OOC			Sub	Total	Total	%
		Samples	ATF	AAF	Samples	ATF	AAF	Total	Samples	AAFs	AAF	Samples	ATF	AAF	Samples	ATF	AAF	Total	Samples	AAFs	AAF
Field Hockey	-	19	-	-	46	-	-	65	65	0	0%	-	-	-	-	-	-	0	0	0%	
Football	Football	1377	-	-	1162	-	-	2539	2547	0	0%	178	-	-	315	-	-	493	493	0	0%
	Futsal	8	-	-	-	-	-	8				-	-	-	-	-	-	-			
Gymnastics	Rhythmic	-	-	-	1	-	-	1	2	0	0%	-	-	-	-	-	-	-	0	0	0%
	Gymnastics	-	-	-	1	-	-	1				-	-	-	-	-	-	-			
Handball	Indoor	26	-	-	5	-	-	31	31	0	0%	-	-	-	2	-	-	2	0	0%	
Judo	-	1	-	-	2	-	-	3	3	0	0%	-	-	-	-	-	-	0	0	0%	
Modern Pentathlon	Modern Pentathlon	22	-	-	16	-	-	38	39	0	0%	2	-	-	-	-	-	2	2	0	0%
	Biathle	1	-	-	-	-	-	1				-	-	-	-	-	-	-			
Rowing	-	369	-	-	1092	-	-	1461	1461	0	0%	17	-	-	20	-	-	37	0	0%	
Rugby	Rugby Union	60	-	-	125	-	-	185	236	0	0%	60	-	-	-	-	-	60	60	0	0%
	Sevens	14	-	-	37	-	-	51				-	-	-	-	-	-	-			
Sailing	-	-	-	-	-	-	-	-	0	0	0%	-	-	-	-	-	-	0	0	0%	
Shooting	-	5	-	-	-	-	-	5	5	0	0%	-	-	-	-	-	-	0	0	0%	
Table Tennis	-	-	-	-	-	-	-	-	0	0	0%	-	-	-	-	-	-	0	0	0%	
Taekwondo	-	4	-	-	8	-	-	12	12	0	0%	-	-	-	-	-	-	0	0	0%	
Tennis	-	23	-	-	80	-	-	103	103	0	0%	22	-	-	136	-	-	-	158	0	0%
Triathlon	Triathlon	460	-	-	911	-	-	1371	1416	0	0%	21	-	-	28	-	-	49	49	0	0%
	Duathlon	40	-	-	4	-	-	44				-	-	-	-	-	-				
	Aquathlon	1	-	-	-	-	-	1				-	-	-	-	-	-				
Volleyball	-	20	-	-	-	-	-	20	20	0	0%	-	-	-	1	-	-	1	0	0%	
Weightlifting	-	17	-	-	32	-	-	49	49	0	0%	-	-	-	3	-	-	3	0	0%	
Wrestling	Wrestling	4	-	-	4	-	-	8	9	0	0%	-	-	-	1	-	-	1	1	0	0%
	Greco-Roman	-	-	-	1	-	-	1				-	-	-	-	-	-				
Totals		11004	0	47	11560	0	9		22564	56	0%	680	0	2	796	0	2		1476	4	0%

Table 11: hGH Tests Conducted in ASOIF Sport/Disciplines
Blood

Sports	Disciplines	IC		OOC		sub total	Total Samples	Total AAFs	% AAF
		Samples	AAF	Samples	AAF				
Aquatics	Swimming	59	-	164	-	223	264	0	0%
	Aquatics	17	-	-	-	17			
	Water Polo	-	-	12	-	12			
	Open Water	-	-	9	-	9			
	Synchronized Swimming	-	-	2	-	2			
	Diving	-	-	1	-	1			
Athletics	Athletics	72	-	508	-	580	709	0	0%
	Track	-	-	42	-	42			
	Field	-	-	36	-	36			
	Road Running	-	-	18	-	18			
	Marathon	-	-	10	-	10			
	Race Walk	-	-	9	-	9			
	Shot-put*	-	-	7	-	7			
	Discus Throwing*	-	-	5	-	5			
Combined Events	-	-	2	-	2				
Badminton	-	-	-	-	-	0	0	0%	
Basketball	-	22	-	83	-	-	105	0	0%
Boxing	-	24	-	233	-	-	257	0	0%
Canoe / Kayak	Canoe / Kayak	26	-	121	-	147	174	0	0%
	Canoe Sprint (Flatwater)	3	-	15	-	18			
	Canoe Slalom	-	-	8	-	8			
	Marathon	-	-	1	-	1			
Cycling	Road	136	-	237	-	373	613	0	0%
	Cycling	39	-	90	-	129			
	Track	15	-	62	-	77			
	Mountain Bike	5	-	23	-	28			
	Cyclo Cross	-	-	6	-	6			
Equestrian	-	4	-	-	-	-	4	0	0%
Fencing	-	-	-	-	-	-	0	0	0%
Field Hockey	-	-	-	17	-	-	17	0	0%
Football	-	280	-	319	-	-	599	0	0%
Golf	-	-	-	-	-	-	0	0	0%
Gymnastics	-	-	-	3	-	-	3	0	0%
Handball	Indoor	12	-	22	-	-	34	0	0%
Judo	-	5	-	34	-	-	39	0	0%
Modern Pentathlon	-	1	-	-	-	-	1	0	0%
Rowing	-	34	-	71	-	-	105	0	0%
Rugby	Rugby Union	11	-	226	-	237	246	0	0%
	Sevens	4	-	5	-	9			
Sailing	-	-	-	3	-	-	3	0	0%
Shooting	-	-	-	-	-	-	0	0	0%
Table Tennis	-	-	-	-	-	-	0	0	0%
Taekwondo	-	4	-	-	-	-	4	0	0
Tennis	-	5	-	390	-	-	395	0	0
Triathlon	-	21	-	148	-	169	171	0	0%
	Duathlon	-	-	2	-	2			
Volleyball	Volleyball	-	-	128	-	128	177	0	0%
	Beach Volleyball	-	-	49	-	49			
Weightlifting	-	82	-	323	1	-	405	1	0.2%
Wrestling	Wrestling	22	-	90	-	112	143	0	0%
	Greco-Roman	-	-	17	-	17			
	Freestyle	-	-	14	-	14			
Totals		903	0	3,565	1		4,468	1	0.02%

* Discipline which is discontinued in ADAMS based on request of the governing IF, being an event under an existing discipline or being no longer necessary for administrative purposes.

2014 Anti-Doping Testing Figures
Samples Analyzed and Reported by Accredited Laboratories in ADAMS

Table 12: HBOCs and HBT (Transfusion) Tests Conducted in ASOIF Sport/Disciplines

		HBOCs						HBT (Transfusion)					
Sports	Disciplines	IC		OOC		Sub Total	Total Samples	IC		OOC		Sub Total	Total Samples
		Samples	AAF	Samples	AAF			Samples	AAF				
Aquatics	Swimming	1	-	80	-	81	82	3	-	22	-	25	34
	Aquatics	-	-	-	-	-		7	-	-	-	7	
	Open Water	-	-	1	-	1		-	-	2	-	2	
Archery	-	-	-	-	-	0	-	-	-	-	-	0	
Athletics	Athletics	69	-	203	-	272	325	29	-	34	-	63	114
	Track	-	-	32	-	32		-	-	32	-	32	
	Race Walk	1	-	12	-	13		1	-	11	-	12	
	Field	1	-	6	-	7		-	-	-	-	-	
	Marathon	-	-	1	-	1	1	-	6	-	7		
Badminton	-	-	-	-	-	0	-	-	-	-	-	0	
Basketball	-	-	-	-	22	22	-	-	-	-	-	0	
Boxing	-	7	-	105	-	112	-	-	-	-	-	0	
Canoe / Kayak	Canoe / Kayak	18	-	18	-	36	43	-	-	15	-	15	30
	Canoe Sprint (Flatwater)	-	-	6	-	6		2	-	11	-	13	
	Canoe Slalom	-	-	1	-	1		-	-	2	-	2	
Cycling	Cycling	27	-	95	-	122	224	45	-	68	-	113	207
	Road	9	-	50	-	59		16	-	49	-	65	
	Track	18	-	8	-	26		15	-	7	-	22	
	Mountain Bike	-	-	16	-	16		-	-	-	-	-	
	Cyclo Cross	-	-	1	-	1		2	-	5	-	7	
Fencing	-	-	-	-	-	0	-	-	-	-	-	0	
Field Hockey	-	-	-	-	17	17	-	-	-	-	-	0	
Football	-	170	-	15	-	185	104	-	11	-	-	115	
Gymnastics	-	-	-	1	-	1	-	-	1	-	1	1	
Handball	-	-	-	-	-	0	-	-	-	-	-	0	
Ice Hockey	-	-	-	-	-	0	-	-	-	-	-	0	
Judo	-	-	-	13	-	13	-	-	1	-	-	1	
Modern Pentathlon	-	-	-	5	-	5	2	-	5	-	7	7	
Rowing	-	28	-	22	-	50	8	-	17	-	-	25	
Rugby	Rugby Union	4	-	68	-	72	4	-	-	-	4	4	
Sailing	-	-	-	-	-	0	-	-	-	-	-	0	
Shooting	-	-	-	-	-	0	-	-	-	-	-	0	
Table Tennis	-	-	-	-	-	0	-	-	-	-	-	0	
Taekwondo	-	-	-	-	-	0	-	-	-	-	-	0	
Tennis	-	55	-	292	-	347	347	3	-	257	-	260	260
Triathlon	Triathlon	11	-	87	-	98	100	28	-	44	-	72	72
	Duathlon	-	-	2	-	2		-	-	-	-	-	
Volleyball	-	-	-	-	-	0	-	-	-	-	-	0	
Weightlifting	-	-	-	111	-	111	111	-	-	-	-	0	
Wrestling	Wrestling	3	-	44	-	-	48	-	-	-	-	-	0
	Greco-Roman	-	-	1	-	-		-	-	-	-	-	
Totals		422	0	1335	0	1757	1757	270	0	600	0	870	

Table 13: GC/C/IRMS Tests Conducted in AIOWF Sport/Disciplines

Sports	Disciplines	Urine					Total Samples	Total AAFs	% AAF
		IC Samples	IC AAF	OOC Samples	OOC AAF	sub total			
Biathlon	-	28	-	78	-	-	106	0	0%
Bobsleigh	Bobsleigh	20	-	64	1	84	92	1	1%
	Skeleton	2	-	6	-	8			
Curling	-	-	-	5	-	-	5	0	0%
Ice Hockey	Ice Hockey	46	-	46	2	92	98	2	2%
	Junior Ice Hockey	3	-	3	-	6			
Luge	-	4	-	3	-	-	7	0	0%
Skating	Speed Skating	24	-	69	-	93	172	0	0%
	Short Track	17	-	46	-	63			
	Figure Skating	6	-	9	-	15			
	Skating	-	-	1	-	1			
Skiing	Cross-Country	30	-	63	-	93	153	1	0.7%
	Nordic Combined	4	1	13	-	17			
	Alpine	6	-	11	-	17			
	Snowboard	2	-	8	-	10			
	Skiing	7	-	-	-	7			
	Ski Jumping	1	-	4	-	5			
Freestyle	-	-	4	-	4				
Totals		200	0	433	3		633	4	0.6%

Table 14: ESAs Tests Conducted in AIOWF Sport/Disciplines

Sports	Disciplines	Urine									Blood										
		IC			OOC			Sub Total	Total Samples	Total AAFs	% AAF	IC			OOC			Sub Total	Total Samples	Total AAFs	% AAF
		Samples	ATF	AAF	Samples	ATF	AAF					Samples	ATF	AAF	Samples	ATF	AAF				
Biathlon	-	955	-	-	527	-	2	1482	1482	2	0.1%	10	-	-	13	-	-	23	23	0	0%
Bobsleigh	Bobsleigh	56	-	-	56	-	-	112	127	0	0%	2	-	-	-	-	-	2	2	0	0%
	Skeleton	13	-	-	2	-	-	15				-	-	-	-	-	-	-			
Ice Hockey	Ice Hockey	27	-	-	29	-	-	56	56	0	0%	2	-	-	11	-	-	13	17	0	0%
	Junior Ice Hockey	-	-	-	-	-	-	-				4	-	-	-	-	-	-			
Luge	-	16	-	-	1	-	-	17	17	0	0%	-	-	-	-	-	-	-	0	0	0%
Skating	Speed Skating	347	-	-	521	-	-	868	1176	0	0%	2	-	-	42	-	-	44	94	0	0%
	Short Track	152	-	-	141	-	-	293				32	-	-	16	-	-	48			
	Figure Skating	9	-	-	3	-	-	12				-	-	-	1	-	-	1			
	Skating	2	-	-	1	-	-	3				-	-	-	1	-	-	1			
Skiing	Cross-Country	680	-	2	587	-	1	1267	1776	3	0%	12	-	-	39	-	-	51	68	0	0%
	Nordic Combined	77	-	-	78	-	-	155				8	-	-	3	-	-	11			
	Alpine	35	-	-	110	-	-	145				-	-	-	6	-	-	6			
	Skiing	123	-	-	17	-	-	140				-	-	-	-	-	-	-			
	Ski Jumping	4	-	-	32	-	-	36				-	-	-	-	-	-	-			
	Snowboard	19	-	-	1	-	-	20				-	-	-	-	-	-	-			
Freestyle	13	-	-	-	-	-	13	-	-	-	-	-	-	-							
Totals		2,528	0	2	2,106	0	3		4,634	5		72	0	0	132	0	0		204	-	

Table 15: hGH Tests Conducted in AIOWF Sport/Disciplines in Blood

Sports	Disciplines	IC		OOC		sub total	Total Samples	Total AAFs	% AAF
		Samples	AAF	Samples	AAF				
Biathlon	-	42	-	58	-	-	100	0	0%
Bobsleigh	Bobsleigh	31	-	140	-	-	177	0	0%
	Skeleton	2	-	4	-	-			
Ice Hockey	-	22	-	64	-	-	86	0	0%
Luge	-	9	-	27	-	36	36	0	0%
Skating	Short Track	35	-	21	-	56	105	0	0%
	Speed Skating	11	-	36	-	47			
	Figure Skating	-	-	2	-	2			
Skiing	Cross-Country	57	-	185	-	242	394	0	0%
	Alpine	-	-	78	-	78			
	Nordic Combined	2	-	33	-	35			
	Ski Jumping	-	-	34	-	34			
	Freestyle	2	-	1	-	3			
	Skiing	-	-	2	-	2			
Totals		213	0	685	0	535	898	0	0%

Table 16: HBOCs and HBT (Transfusion) Tests Conducted in AIOWF Sport/Disciplines

		Blood											
Sports	Disciplines	HBOCs			HBT (Transfusion)								
		IC Samples	AAF	Sub Total	IC Samples	AAF	Sub Total	OOB Samples	AAF	Sub Total	Total Samples	Total AAFs	% AAF
Biathlon	-	22	-	-	20	-	-	45	-	-	65	0	0%
Bobsleigh	-	-	-	25	6	-	25	50	-	56	56	0	0%
Skating	Speed Skating	30	-	41	9	-	41	17	-	26	-	-	-
	Short Track	9	-	9	-	-	2	-	2	52	0	0%	
	Skating	-	-	-	24	-	-	-	24	-	-	-	-
Skiing	Cross-Country	28	-	53	-	-	42	-	42	-	-	-	-
	Nordic Combined	1	-	7	5	-	7	-	12	-	-	-	-
	Skiing	6	-	6	-	-	-	-	-	55	0	0%	
	Alpine	-	-	-	-	-	1	-	1	-	-	-	-
	Freestyle	-	-	1	-	-	-	-	-	-	-	-	-
Totals		96	0	171	64	0	228	164	0	228	0	0%	

Table 17: GC/C/IRMS Tests Conducted in ARISF Sport/Disciplines
Urine

Sports	Disciplines	IC		OOC		Sub Total	Total Samples	Total AAFs	% AAF
		Samples	AAF	Samples	AAF				
Air Sports	Aerobic	1	-	-	-	-	1	0	0%
American Football	American Football	11	-	13	-	24	25	0	0%
	Football League	1	-	-	-	1			
Automobile	Automobile Sports	5	2	-	-	7	8	2	25%
	Karting	2	-	1	-	3			
Bandy	-	1	-	2	-	-	3	0	0%
Baseball	-	8	2	6	1	-	14	3	21%
Basque Pelota	-	-	-	-	-	-	0	0	0%
Billiards	Carom	1	-	-	-	1	2	0	0%
	Billiards	1	-	-	-	1			
Boules Sports	-	-	-	-	-	-	0	0	0%
Bowling	-	-	-	-	-	-	0	0	0%
Bridge	-	-	-	2	-	-	2	0	0%
Chess	-	-	-	-	-	-	0	0	0%
Cricket	-	9	-	5	-	-	14	0	0%
DanceSport	Standard	2	-	-	-	2	4	0	0%
	Ballroom	1	-	-	-	1			
	DanceSport	-	-	1	-	1			
Floorball	-	8	-	5	-	-	13	0	0%
Flying Disc	-	-	-	-	-	-	0	0	0%
Karate	-	6	-	8	-	-	14	0	0%
Korfball	-	1	-	1	-	-	2	0	0%
Lifesaving	-	3	-	3	-	-	6	0	0%
Motorcycling	Beach	2	2	-	-	4	25	3	12%
	Motocross	14	-	-	-	14			
	Motorcycle Racing	4	1	-	-	5			
	Road Racing	3	-	-	-	3			
	Speedway	1	-	-	-	1			
	Enduro	-	-	1	-	1			
Climbing and Mountaineering	Mountain Running	2	-	-	-	2	4	0	0%
	Climbing	2	-	-	-	2			
Netball	-	-	-	-	-	-	0	0	0%
Orienteering	Orienteering	4	-	-	-	4	7	0	0%
	Foot Orienteering	-	-	2	-	2			
	Ski Orienteering	1	-	-	-	1			
Polo	-	-	-	-	-	-	0	0	0%
Powerboating	-	-	-	1	-	-	1	0	0%
Racquetball	-	-	-	-	-	-	0	0	0%
Roller Sports	Roller Sports	3	-	1	-	4	7	0	0%
	Inline Speed Skating	2	-	-	-	2			
	Inline Hockey	1	-	-	-	1			
Ski-Mountaineering	-	1	-	2	-	-	3	0	0%
Softball	Softball	1	-	2	-	-	3	0	0%
Sport Climbing	Sport Climbing	3	-	-	-	3	4	0	0%
	Boulder	1	-	-	-	1			
Squash	-	1	-	3	-	-	4	0	0%
Sumo	-	-	-	1	1	-	1	1	100%
Surfing	-	-	-	-	-	-	0	0	0%
Tug of War	-	-	-	-	-	-	0	0	0%
Underwater Sports	Finswimming	2	-	1	-	3	3	0	0%
Water Skiing	Wakeboard	-	-	2	-	2	3	0	0%
	Cable	1	-	-	-	1			
Wushu	Wushu	3	-	2	-	5	6	0	0%
	Sanda	1	-	-	-	1			
Totals		113	7	65	2		179	9	5.0%

2014 Anti-Doping Testing Figures
Samples Analyzed and Reported by Accredited Laboratories in ADAMS

Table 18: ESAs Tests Conducted in ARISF Sport/Disciplines

		Urine							Blood								
Sports	Disciplines	IC		OOC		Sub Total	Total Samples	Total AAFs	% AAF	IC		OOC		Sub Total	Total Samples	Total AAFs	% AAF
		Samples	AAF	Samples	AAF					Samples	AAF	Samples	AAF				
Air Sports	Aerobatic	1	-	-	-	-	1	0	0%	-	-	-	-	-	0	0	-
American Football	-	-	-	-	-	-	0	0	-	-	-	-	-	-	0	0	-
Automobile	-	-	-	-	-	-	0	0	-	-	-	-	-	-	0	0	-
Bandy	-	-	-	-	-	-	0	0	-	-	-	-	-	-	0	0	-
Baseball	-	-	-	-	-	-	0	0	-	-	-	-	-	-	0	0	-
Basque Pelota	-	-	-	-	-	-	0	0	-	-	-	-	-	-	0	0	-
Billiards	-	-	-	-	-	-	0	0	-	-	-	-	-	-	0	0	-
Boules Sports	-	-	-	-	-	-	0	0	-	-	-	-	-	-	0	0	-
Bowling	-	4	-	-	-	-	4	0	0%	-	-	-	-	-	0	0	-
Bridge	-	-	-	-	-	-	0	0	-	-	-	-	-	-	0	0	-
Chess	-	-	-	-	-	-	0	0	-	-	-	-	-	-	0	0	-
Cricket	-	-	-	2	-	-	2	0	0%	-	-	-	-	-	0	0	-
DanceSport	-	4	-	-	-	4	4	0	0%	-	-	-	-	-	0	0	-
Floorball	-	-	-	-	-	-	0	0	-	-	-	-	-	-	0	0	-
Flying Disc	-	-	-	-	-	-	0	0	-	-	-	-	-	-	0	0	-
Karate	-	-	-	-	-	-	0	0	-	-	-	-	-	-	0	0	-
Korfball	-	-	-	-	-	-	0	0	-	-	-	-	-	-	0	0	-
Lifesaving	-	21	-	5	-	-	26	0	0%	-	-	-	-	-	0	0	-
Motorcycling	Motocross	13	-	-	-	13	13	0	0%	-	-	-	-	-	0	0	-
Climbing and Mountaineering	Mountain Running	14	-	3	-	17	27	0	0%	-	-	-	-	0	0	-	
	Ski Mountaineering	8	-	-	-	8											
	Climbing	2	-	-	-	2											
Netball	-	-	-	12	-	12	12	0	0%	-	-	-	-	0	0	-	
Orienteering	Orienteering	-	-	12	-	12	13	0	0%	-	-	-	-	0	0	-	
	Foot Orienteering	-	-	1	-	1											
Polo	-	-	-	-	-	-	0	0	-	-	-	-	-	0	0	-	
Powerboating	-	-	-	-	-	-	0	0	-	-	-	-	-	0	0	-	
Racquetball	-	-	-	-	-	-	0	0	-	-	-	-	-	0	0	-	
Roller Sports	Inline Speed Skating	32	-	-	-	32	59	0	0%	-	-	-	-	0	0	-	
	Roller Sports	18	-	6	-	24											
	Artistic	-	-	2	-	-											
	Inline Hockey	-	-	1	-	1											
Ski-Mountaineering	-	-	-	7	-	-	7	0	0%	-	-	-	-	0	0	-	
Softball	-	-	-	-	-	-	0	0	-	-	-	-	-	0	0	-	
Sport Climbing	-	6	-	-	-	6	6	0	0%	-	-	-	-	0	0	-	
Squash	-	13	-	19	-	-	32	0	0%	-	-	-	-	0	0	-	
Sumo	-	-	-	-	-	-	0	0	-	-	-	-	-	0	0	-	
Surfing	-	-	-	-	-	-	0	0	-	-	-	-	-	0	0	-	
Tug of War	-	-	-	-	-	-	0	0	-	-	-	-	-	0	0	-	
Underwater Sports	Finswimming	14	-	2	-	16	23	0	0%	-	-	-	-	0	0	-	
	Underwater Sports	7	-	-	-	7											
Water Skiing	-	-	-	-	-	-	0	0	-	-	-	-	-	0	0	-	
Wushu	Sanda	1	-	-	-	1	1	0	0%	-	-	-	-	0	0	-	
Totals		158	0	72	0	230	0	0	0%	0	0	0	0	0	0	0%	

Table 19: hGH Tests Conducted in ARISF Sport/Disciplines
Blood

Sports	Disciplines	IC		OOC		Sub	Total	Total	%
		Samples	AAF	Samples	AAF	Total	Samples	AAFs	AAF
Air Sports	-	-	-	-	-	-	0	0	0%
American Football	American Football	10	-	14	-	24	32	0	0%
	Football League	-	-	8	-	8			
Automobile	-	-	-	-	-	-	0	0	0%
Bandy	-	-	-	-	-	-	0	0	0%
Baseball	-	4	-	33	-	-	37	0	0%
Basque Pelota	-	-	-	-	-	-	0	0	0%
Billiards	-	-	-	-	-	-	0	0	0%
Boules Sports	-	-	-	-	-	-	0	0	0%
Bowling	-	-	-	-	-	-	0	0	0%
Bridge	-	-	-	-	-	-	0	0	0%
Chess	-	-	-	-	-	-	0	0	0%
Cricket	-	-	-	-	-	-	0	0	0%
DanceSport	-	-	-	-	-	-	0	0	0%
Floorball	-	-	-	-	-	-	0	0	0%
Flying Disc	-	-	-	-	-	-	0	0	0%
Karate	-	-	-	-	-	-	0	0	0%
Korfball	-	-	-	-	-	-	0	0	0%
Lifesaving	-	4	-	8	-	-	12	0	0%
Motorcycling	Motocross	10	-	-	-	10	12	0	0%
	Trial	2	-	-	-	2			
Climbing and Mountaineering	-	-	-	-	-	-	0	0	0%
Netball	-	-	-	-	-	-	0	0	0%
Orienteering	-	-	-	-	-	-	0	0	0%
Polo	-	-	-	-	-	-	0	0	0%
Powerboating	-	-	-	-	-	-	0	0	0%
Racquetball	-	-	-	-	-	-	0	0	0%
Roller Sports	Roller Sports	-	-	5	-	5	7	0	0%
	Artistic	-	-	2	-	2			
Ski-Mountaineering	-	-	-	2	-	-	2	0	0%
Softball	-	-	-	-	-	-	0	0	0%
Sport Climbing	-	-	-	-	-	-	0	0	0%
Squash	-	-	-	-	-	-	0	0	0%
Sumo	-	-	-	-	-	-	0	0	0%
Surfing	-	-	-	-	-	-	0	0	0%
Tug of War	-	-	-	-	-	-	0	0	0%
Underwater Sports	UW-Rugby	2	-	-	-	2	2	0	0%
Water Skiing	-	-	-	-	-	-	0	0	0%
Wushu	-	-	-	-	-	-	0	0	0%
Totals		32	0	72	0		104	0	0%

Table 20: HBOCs and HBT (Transfusion) Tests Conducted in ARISF Sport/Disciplines
Blood

Sports	Disciplines	HBOCs							HBT (Transfusion)						
		IC Samples	AAF	OOO Samples	AAF	Total Samples	Total AAFs	% AAF	IC Samples	AAF	OOO Samples	AAF	Total Samples	Total AAFs	% AAF
Air Sports	-	-	-	-	-	0	0	-	-	-	-	-	0	0	-
American Football	-	-	-	-	-	0	0	-	-	-	0	0	0	0	-
Automobile Sports	-	-	-	-	-	0	0	-	-	-	-	0	0	-	
Bandy	-	-	-	-	-	0	0	-	-	-	-	0	0	-	
Baseball	-	4	-	12	-	16	0	0%	-	0	-	-	0	0	-
Basque Pelota	-	-	-	-	-	0	0	-	-	-	-	0	0	-	
Billiards	-	-	-	-	-	0	0	-	-	-	-	0	0	-	
Boules Sports	-	-	-	-	-	0	0	-	-	-	-	0	0	-	
Bowling	-	-	-	-	-	0	0	-	-	-	-	0	0	-	
Bridge	-	-	-	-	-	0	0	-	-	-	-	0	0	-	
Chess	-	-	-	-	-	0	0	-	-	-	-	0	0	-	
Cricket	-	-	-	-	-	0	0	-	-	-	-	0	0	-	
DanceSport	-	-	-	-	-	0	0	-	-	-	-	0	0	-	
Floorball	-	-	-	-	-	0	0	-	-	-	-	0	0	-	
Flying Disc	-	-	-	-	-	0	0	-	-	-	-	0	0	-	
Karate	-	-	-	-	-	0	0	-	-	-	-	0	0	-	
Korfball	-	-	-	-	-	0	0	-	-	-	-	0	0	-	
Life Saving	-	4	-	8	-	12	0	0%	-	-	-	-	0	0	-
Motorcycling	-	-	-	-	-	0	0	-	-	-	-	0	0	-	
Climbing and Mountaineering	-	-	-	1	-	1	0	0%	-	-	-	-	0	0	-
Netball	-	-	-	-	-	0	0	-	-	-	-	0	0	-	
Orienteering	Foot Orienteering	-	-	2	-	2	0	0%	-	-	1	0	1	0	0%
Polo	-	-	-	-	-	0	0	-	-	-	-	0	0	-	
Powerboating	-	-	-	-	-	0	0	-	-	-	-	0	0	-	
Racquetball	-	-	-	-	-	0	0	-	-	-	-	0	0	-	
Roller Sports	-	-	-	-	-	0	0	-	-	-	-	0	0	-	
Ski-Mountaineering	-	-	-	2	-	2	0	0%	-	-	-	-	0	0	-
Softball	-	-	-	-	-	0	0	-	-	-	-	0	0	-	
Sport Climbing	-	-	-	-	-	0	0	-	-	-	-	0	0	-	
Squash	-	-	-	-	-	0	0	-	-	-	-	0	0	-	
Sumo	-	-	-	-	-	0	0	-	-	-	-	0	0	-	
Surfing	-	-	-	-	-	0	0	-	-	-	-	0	0	-	
Tug of War	-	-	-	-	-	0	0	-	-	-	-	0	0	-	
Underwater Sports	-	-	-	-	-	0	0	-	-	-	-	0	0	-	
Water Skiing	-	-	-	-	-	0	0	-	-	-	-	0	0	-	
Wushu	-	-	-	-	-	0	0	-	-	-	-	0	0	-	
Totals		8	0	25	0	33	0	0%	0	0	1	0	1	0	0%

**Table 21: GC/C/IRMS Tests Conducted in AIMS Sport/Disciplines
Urine**

Sports	Disciplines	IC		OOC		Sub Total	Total Samples	Total AAFs	% AAF
		Samples	AAF	Samples	AAF				
Aikido	-	-	-	-	-	-	0	0	-
Bodybuilding	Bodybuilding	28	3	23	5	51	57	10	17.5%
	Fitness	1	-	4	2	5			
	Crossfit	1	-	-	-	1			
Casting	-	-	-	-	-	-	0	0	-
Cheer	-	4	1	-	-	-	4	1	25%
Darts	-	1	-	-	-	-	1	0	0%
Dragon Boat	-	-	-	-	-	-	0	0	-
Draughts	-	-	-	-	-	-	0	0	-
Fistball	-	-	-	1	-	-	1	0	0%
Go	-	-	-	-	-	-	0	0	-
Icestocksport	-	4	-	-	-	-	4	0	0%
Ju-Jitsu	-	-	-	1	-	-	1	0	0%
Kendo	-	-	-	-	-	-	0	0	-
Kickboxing	-	5	-	4	-	-	9	0	0%
Lacrosse	-	-	-	-	-	-	0	0	-
Minigolf	-	-	-	-	-	-	0	0	-
Muaythai	-	1	-	-	-	-	1	0	0%
Powerlifting	Powerlifting	27	8	25	4	52	58	14	24.1%
	Bench Press	6	2	-	-	6			
Sambo	-	2	-	1	-	-	3	0	0%
Savate	-	1	-	-	-	-	1	0	0%
Sepaktakraw	-	-	-	4	-	4	4	0	0%
Sleddog	-	-	-	-	-	-	0	0	-
Soft Tennis	-	-	-	-	-	-	0	0	-
Sports Fishing	-	-	-	-	-	-	0	0	-
Totals		81	14	63	11		144	25	17.4%

Table 22: ESAs Tests Conducted in AIMS Sport/Disciplines

Sports	Disciplines	Urine									Blood								
		IC		OOC		Sub	Total	Total	%	IC		OOC		Sub	Total	Total	%		
		Samples	AAF	Samples	AAF	Total	Samples	AAFs	AAF	Samples	AAF	Samples	AAF	Total	Samples	AAFs	AAF		
Aikido	-	-	-	-	-	0	0	-	-	-	-	-	-	0	0	-			
Bodybuilding	-	3	-	2	-	5	5	0%	-	-	-	-	-	0	0	-			
Casting	-	-	-	-	-	0	0	-	-	-	-	-	-	0	0	-			
Cheer	-	-	-	-	-	0	0	-	-	-	-	-	-	0	0	-			
Darts	-	-	-	-	-	0	0	-	-	-	-	-	-	0	0	-			
Dragon Boat	-	-	-	-	-	0	0	-	-	-	-	-	-	0	0	-			
Draughts	-	-	-	-	-	0	0	-	-	-	-	-	-	0	0	-			
Fistball	-	-	-	-	-	0	0	-	-	-	-	-	-	0	0	-			
Go	-	-	-	-	-	0	0	-	-	-	-	-	-	0	0	-			
Icestocksport	-	-	-	-	-	0	0	-	-	-	-	-	-	0	0	-			
Ju-Jitsu	-	-	-	-	-	0	0	-	-	-	-	-	-	0	0	-			
Kendo	-	-	-	-	-	0	0	-	-	-	-	-	-	0	0	-			
Kickboxing	-	-	-	1	-	-	1	0	0%	-	-	-	-	0	0	-			
Lacrosse	-	-	-	-	-	-	0	0	-	-	-	-	-	0	0	-			
Minigolf	-	-	-	-	-	-	0	0	-	-	-	-	-	0	0	-			
Muaythai	-	-	-	-	-	-	0	0	-	4	-	-	-	4	0	0%			
Powerlifting	Powerlifting	-	-	4	-	4	5	0	-	-	-	-	-	0	0	-			
	Bench Press	1	-	-	-	1	-	-	-	-	-	-	-	-	-	-			
Sambo	-	-	-	-	-	-	0	0	-	-	-	-	-	0	0	-			
Savate	-	-	-	-	-	-	0	0	-	-	-	-	-	0	0	-			
Sepaktakraw	-	-	-	-	-	-	0	0	-	-	-	-	-	0	0	-			
Sleddog	-	-	-	-	-	-	0	0	-	-	-	-	-	0	0	-			
Soft Tennis	-	-	-	-	-	-	0	0	-	-	-	-	-	0	0	-			
Sports Fishing	-	-	-	-	-	-	0	0	-	-	-	-	-	0	0	-			
Totals		4	0	7	0		11	0	0%	4	0	0	0	4	0	0%			

Table 23: hGH, HBOCs and HBT (Transfusion) Tests Conducted in AIMS Sport/Disciplines

Sports	Disciplines	hGH								Blood								
		IC		OOC		Sub	Total	Total	%	IC		OOC		Sub	Total	Total	%	HBT
		Samples	AAF	Samples	AAF	Total	Samples	AAFs	AAF	Samples	AAF	Samples	AAF	Total	Samples	AAFs	AAF	Total Samples
Aikido	-	-	-	-	-	-	0	0	-	-	-	-	-	0	0	-	0	
Bodybuilding	Bodybuilding	11	-	1	-	12	23	0	0%	-	-	1	-	1	1	0	0%	0
	Fitness	-	-	11	-	11				-	-	-						
Casting	-	-	-	-	-	-	0	0	-	-	-	-	-	0	0	-	0	
Cheer	-	-	-	-	-	-	0	0	-	-	-	-	-	0	0	-	0	
Darts	-	-	-	-	-	-	0	0	-	-	-	-	-	0	0	-	0	
Dragon Boat	-	-	-	-	-	-	0	0	-	-	-	-	-	0	0	-	0	
Draughts	-	-	-	-	-	-	0	0	-	-	-	-	-	0	0	-	0	
Fistball	-	-	-	-	-	-	0	0	-	-	-	-	-	0	0	-	0	
Go	-	-	-	-	-	-	0	0	-	-	-	-	-	0	0	-	0	
Icestocksport	-	-	-	-	-	-	0	0	-	-	-	-	-	0	0	-	0	
Ju-Jitsu	-	-	-	-	-	-	0	0	-	-	-	-	-	0	0	-	0	
Kendo	-	-	-	-	-	-	0	0	-	-	-	-	-	0	0	-	0	
Kickboxing	-	-	-	2	-	-	2	0	0%	-	-	-	-	0	0	-	0	
Lacrosse	-	-	-	-	-	-	0	0	-	-	-	-	-	0	0	-	0	
Minigolf	-	-	-	-	-	-	0	0	-	-	-	-	-	0	0	-	0	
Muaythai	-	8	-	-	-	-	8	0	0%	-	-	-	-	0	0	-	0	
Powerlifting	Powerlifting	20	-	60	-	80	82	0	0%	-	-	8	-	8	8	0	0%	0
	Bench Press	-	-	2	-	2				-	-	-						
Sambo	-	-	-	-	-	-	0	0	-	-	-	-	-	0	0	-	0	
Savate	-	2	-	-	-	-	2	0	0%	-	-	-	-	0	0	-	0	
Sepaktakraw	-	-	-	-	-	-	0	0	-	-	-	-	-	0	0	-	0	
Sleddog	-	-	-	-	-	-	0	0	-	-	-	-	-	0	0	-	0	
Soft Tennis	-	-	-	-	-	-	0	0	-	-	-	-	-	0	0	-	0	
Sports Fishing	-	-	-	-	-	-	0	0	-	-	-	-	-	0	0	-	0	
Totals		41	0	76	0	117	0	0%	0	0	9	0	9	0	0%	0		

Table 24: GC/C/IRMS Tests Conducted in Sports for Athletes with an Impairment*

		Urine								
Sports	Disciplines	IC		OOC		Sub Total	Total Samples	Total AAFs	% AAF	
		Samples	AAF	Samples	AAF					
Athletics	CISS Athletics	3	-	1	-	4	6	0	0%	
	IBSA Athletics	1	-	1	-	2				
Basketball	Wheelchair Basketball	2	-	-	-	-	2	0	0%	
Boccia	Para-Boccia	-	-	1	-	-	1	0	0%	
Canoe / Kayak	Para-Canoe Sprint**	2	-	3	-	-	5	0	0%	
Curling	Wheelchair Curling**	-	-	2	-	-	2	0	0%	
Cycling	Para-Cycling**	8	-	5	-	-	13	0	0%	
Equestrian	Para-Equestrian**	4	-	2	2	-	6	2	33%	
Football 5-a-Side	Para-Football 5-a-side	1	-	-	-	-	1	0	0%	
Football 7-a-Side	Para-Football 7-a-side	-	-	1	-	-	1	0	0%	
Ice Hockey	CISS Ice Hockey	-	-	2	-	-	2	0	0%	
Judo	Para-Judo	1	-	-	-	-	1	0	0%	
Powerlifting	IBSA Powerlifting	-	-	1	-	-	1	0	0%	
Rowing	Para-Rowing**	-	-	1	-	-	1	0	0%	
Rugby	Wheelchair Rugby	-	-	1	-	-	1	0	0%	
Skiing	CISS Cross Country Skiing	-	-	2	-	2	3	0	0%	
	CISS Snowboard	-	-	1	-	1				
Tennis	Wheelchair Tennis**	-	-	1	-	-	1	0	0%	
Triathlon	Para-Triathlon**	1	-	1	-	-	2	0	0%	
Volleyball	Sitting Volleyball	-	-	1	-	-	1	0	0%	
Totals		23	0	27	2		50	2	4%	

* Sports and disciplines under the governance of the respective Olympic IFs or independent IFs which govern sports for athletes with an impairment

** Sports and disciplines under the governance of the respective ASOIF and AIOWF IFs.

Table 25: GC/C/IRMS Tests Conducted in IPC Sport/Disciplines

		Urine								
Sports	Disciplines	IC		OOC		Sub Total	Total Samples	Total AAFs	% AAF	
		Samples	AAF	Samples	AAF					
Aquatics	IPC Swimming	10	-	2	-	12	12	0	0%	
Athletics	IPC Athletics	5	-	11	2	16	17	2	12%	
	IPC Throws	1	-	-	-	1				
Badminton	IPC Badminton	-	-	-	-	-	0	0	-	
DanceSport	IPC Wheelchair DanceSport	-	-	-	-	-	0	0	-	
IPC Ice Sledge Hockey	-	3	-	4	-	-	7	0	0%	
Powerlifting	IPC Powerlifting	3	1	9	-	-	12	1	8%	
Shooting	IPC Shooting	-	-	-	-	-	0	0	-	
Skiing	IPC Nordic Cross-Country	3	-	3	-	6	13	0	0%	
	IPC Biathlon	2	-	2	-	4				
	IPC Alpine	-	-	3	-	3				
Totals		27	1	34	2		61	3	5%	

Table 26: ESAs Tests Conducted in Sports for Athletes with an Impairment*

Sports	Disciplines	Urine							Blood								
		IC Samples	AAF	OOC Samples	AAF	Sub Total	Total Samples	Total AAFs	% AAF	IC Samples	AAF	OOC Samples	AAF	Sub Total	Total Samples	Total AAFs	% AAF
Aquatics	CISS Swimming	5	-	-	-	5	5	0	0%	-	-	-	-	-	0	0	-
Athletics	CISS Athletics	-	-	1	-	1	1	0	0%	-	-	-	-	-	0	0	-
Canoe / Kayak	Para-Canoe Sprint**	-	-	19	-	19	19	0	0%	-	-	-	-	-	0	0	-
Cycling	Para-Cycling**	23	-	51	-	74	77	0	0%	-	-	-	-	-	0	0	-
	CISS Cycling Road	-	-	3	-	3	-	-	-	-	-	-	-	-	-	-	-
Rowing	Para-Rowing**	2	-	6	-	8	8	0	0%	-	-	-	-	-	0	0	-
Skiing	CISS Cross Country Skiing	-	-	9	-	9	-	-	-	-	-	-	-	-	0	0	-
	CISS Snowboard	-	-	1	-	1	10	0	0%	-	-	-	-	-	0	0	-
Sport Climbing	Para-Climbing	3	-	-	-	3	3	0	0%	-	-	-	-	-	0	0	-
Tennis	Wheelchair Tennis**	-	-	-	-	-	0	0	-	-	-	2	-	2	2	0	0%
Triathlon	Para-Triathlon**	1	-	3	-	4	4	0	0%	-	-	-	-	-	0	0	-
Weightlifting	Adaptive Weightlifting***	-	-	1	-	1	1	0	0%	-	-	-	-	-	0	0	-
Totals		34	0	94	0		128	0	0%	0	0	2	0		2	0	0%

* Sports and disciplines under the governance of the respective Olympic IFs or independent IFs which govern sports for athletes with an impairment

** Sports and disciplines under the governance of the respective ASOIF and AIOWF IFs.

*** Discipline which is discontinued in ADAMS based on request of the governing IF, being an event under an existing discipline or being no longer necessary for administrative purposes.

Table 27: ESAs Tests Conducted in IPC Sport/Disciplines

Sports	Disciplines	Urine							Blood								
		IC Samples	AAF	OOC Samples	AAF	Sub Total	Total Samples	Total AAFs	% AAF	IC Samples	AAF	OOC Samples	AAF	Sub Total	Total Samples	Total AAFs	% AAF
Aquatics	IPC Swimming	30	-	35	-	65	65	0	0%	-	-	-	-	-	0	0	-
Athletics	IPC Athletics	51	-	76	-	127	127	0	0%	-	-	1	-	1	1	0	0%
Badminton	IPC Badminton	-	-	17	-	-	17	0	0%	-	-	-	-	-	0	0	-
DanceSport	IPC Wheelchair DanceSport	-	-	-	-	-	0	0	-	-	-	-	-	-	0	0	-
IPC Ice Sledge Hockey	-	15	-	16	-	-	31	0	0%	6	-	8	-	-	14	0	0%
Powerlifting	IPC Powerlifting	-	-	-	-	-	0	0	-	-	-	-	-	-	0	0	-
Skiing	IPC Shooting	-	-	-	-	-	0	0	-	-	-	-	-	-	0	0	-
	IPC Nordic Cross-Country	26	-	70	-	96	-	-	-	4	-	20	-	24	-	-	-
	IPC Biathlon	39	-	55	-	94	236	0	0%	3	-	8	-	11	51	0	0%
	IPC Alpine	30	-	16	-	46	-	-	-	6	-	10	-	16	-	-	-
Totals		191	0	285	0		476	0	0%	19	0	47	0		66	0	0%

2014 Anti-Doping Testing Figures
Samples Analyzed and Reported by Accredited Laboratories in ADAMS

Table 28: hGH, HBOCs and HBT (Transfusion) Tests Conducted in Sports for Athletes with an Impairment*

Sports	Disciplines	hGH							Blood							HBT								
		IC		OOC		Sub	Total	Total	%	IC		OOC		Sub	Total	Total	%	IC		OOC		Total	Total	%
		Samples	AAF	Samples	AAF	Total	Samples	AAF	AAF	Samples	AAF	Samples	AAF	Total	Samples	AAF	AAF	Samples	AAF	Samples	AAF	AAF	AAF	AAF
Cycling	Para-Cycling**	4	-	-	-	4	4	0	0%	-	-	6	-	6	6	0	0%	-	-	6	-	6	0	0%
Rowing	Para-Rowing**	2	-	-	-	2	2	0	0%	-	-	-	-	0	0	-	-	-	-	0	0	-	-	
Skiing	CISS Cross Country Skiing	-	-	1	-	1	1	0	0%	-	-	-	-	0	0	-	-	-	-	0	0	-	-	
Tennis	Wheelchair Tennis**	-	-	13	-	13	13	0	-	-	-	14	-	14	14	0	0%	-	-	14	-	14	0	0%
Weightlifting	Adaptive Weightlifting***	-	-	1	-	1	1	0	0%	-	-	-	-	0	0	-	-	-	-	0	0	-	-	
Totals		6	0	15	0	21	0	0%	0	0	20	0	20	0	0%	0	0	20	0	20	0	0%	0%	

* Sports and disciplines under the governance of the respective Olympic IFs or independent IFs which govern sports for athletes with an impairment

** Sports and disciplines under the governance of the respective ASOIF and AIOWF IFs.

*** Discipline which is discontinued in ADAMS based on request of the governing IF, being an event under an existing discipline or being no longer necessary for administrative purposes.

Table 29: hGH, HBOCs and HBT (Transfusion) Tests Conducted in IPC Sport/Disciplines

Sports	Disciplines	hGH							Blood							HBT								
		IC		OOC		Sub	Total	Total	%	IC		OOC		Sub	Total	Total	%	IC		OOC		Total	Total	%
		Samples	AAF	Samples	AAF	Total	Samples	AAF	AAF	Samples	AAF	Samples	AAF	Total	Samples	AAF	AAF	Samples	AAF	Samples	AAF	AAF	AAF	
Aquatics	IPC Swimming	6	-	-	-	6	6	0	0%	-	-	-	-	0	0	-	-	-	6	-	6	0	0%	
Athletics	IPC Athletics	10	-	6	-	16	16	0	0%	-	-	8	-	8	8	0	0%	-	-	-	-	0	0	
Badminton	IPC Badminton	-	-	-	-	0	0	-	-	-	-	-	-	0	0	-	-	-	-	-	0	0	-	
DanceSport	IPC Wheelchair DanceSport	-	-	-	-	0	0	-	-	-	-	-	-	0	0	-	-	-	-	-	0	0	-	
IPC Ice Sledge Hockey	-	8	-	9	-	17	0	0%	6	-	-	-	-	6	0	0%	-	-	-	-	0	0	-	
Powerlifting	IPC Powerlifting	15	-	46	-	61	0	0%	-	-	7	-	7	7	0	-	-	-	3	-	3	0	0%	
Shooting	IPC Shooting	-	-	-	-	0	0	-	-	-	-	-	-	0	0	-	-	-	-	-	0	0	-	
Skiing	IPC Nordic Cross-Country	5	-	14	-	19	-	-	6	-	15	-	21	-	-	-	-	-	-	-	-	-	-	
	IPC Biathlon	5	-	12	-	17	51	0	0%	5	-	2	-	7	38	0	0%	-	-	1	-	1	0	0%
	IPC Alpine	6	-	9	-	15	-	-	5	-	5	-	10	-	-	-	-	-	-	-	-	-	-	
Totals		55	0	96	0	151	0	0%	22	0	37	0	59	0	0%	0	0	10	0	10	0	0%	0%	

**Table 30: GC/C/IRMS Tests Conducted in Other Sports/Disciplines which are Code Signatories*
Urine**

Sports	Disciplines	IC		OOC		Sub Total	Total Samples	Total AAFs	% AAF
		Samples	AAF	Samples	AAF				
Arm Wrestling	Arm Wrestling	4	1	4	-	-	8	1	13%
Dance Sport	WDC Dance Sport	1	-	-	-	-	1	0	0%
Kurash	Kurash	-	-	1	-	-	1	0	0%
Rugby	Rugby League	4	1	8	1	-	12	2	17%
Triathlon	Ironman	49	1	59	-	108	109	1	1%
	70.3 distance Ironman	-	-	1	-	1			
Totals		58	3	73	1		131	4	3%

* Sports/disciplines connected with organizations which are outside of the categories in Tables 1-6 but are signatories to the Code.

**Table 31: GC/C/IRMS Tests Conducted in Other Sports/Disciplines
Urine**

Sports	Disciplines	IC		OOC		Sub Total	Total Samples	Total AAFs	% AAF
		Samples	AAF	Samples	AAF				
American Football	University	2	-	2	-	-	4	0	0%
Australian Rules Football	-	3	-	2	-	-	5	0	0%
Ballon au Poing	-	1	-	-	-	-	1	0	0%
Basque Sports	Harri jasotzea	2	-	-	-	-	3	0	0%
	Aizkolaritza	1	-	-	-	-			
Bodybuilding	Natural Bodybuilding	-	-	1	-	-	1	0	0%
Boxing	Professional Boxing	7	1	53	-	-	65	2	3%
	FVA Professional boxing	-	-	2	-	-			
	WBA Professional Boxing	1	1	-	-	-			
	WBC Professional boxing	1	-	-	-	-			
Budo	University	1	-	-	-	-	1	0	0%
	-	-	-	1	-	-			
Clay target shooting	-	1	-	-	-	-	1	0	0%
Company Sports	-	-	-	1	1	-	1	1	100%
Course Camarguaise	-	5	-	-	-	-	5	0	0%
Course Landaise	Course Landaise	1	-	-	-	-	1	0	0%
Equestrian	Professional Racing	1	-	-	-	-	1	0	0%
Field Hockey	Street Hockey	1	-	-	-	-	1	0	0%
Football	Mini Football	-	-	1	-	-	1	0	0%
Hornuss	Hornuss	2	-	-	-	-	2	0	0%
Horse Racing	-	2	-	-	-	-	2	0	0%
Jiu-Jitsu	-	1	1	-	-	-	1	1	100%
Kabaddi	-	1	-	1	-	-	2	0	0%
Kettlebell Lifting	-	1	-	-	-	-	1	0	0%
Power press	-	-	-	2	-	-	2	0	0%
Powerlifting	WDFPF Powerlifting	1	1	1	1	-	2	2	100%
Rafting	-	2	-	-	-	-	2	0	0%
Rugby	National Rugby league	5	-	13	1	-	19	1	5%
	Rugby XIII	1	-	-	-	-			
Strongman	-	2	-	-	-	-	2	0	0%
Surfing	Wind Surfing	-	-	1	-	-	1	0	0%
Thai Traditional Sports	-	-	-	1	-	-	1	0	0%
Weightlifting	University	1	-	1	-	-	2	0	0%
Wrestling	Canarian Wrestling	1	1	-	-	-	1	1	100%
Totals		48	5	83	3		131	8	6%

Table 32: ESAs Tests Conducted in Other Sports/Disciplines which are Code Signatories*

Sports	Disciplines	Urine						Total Samples	Total AAFs	% AAF	Blood Total Samples
		IC Samples	AAF	OOC Samples	AAF	Sub Total	Total Samples				
Arm Wrestling	Arm Wrestling	-	-	-	-	-	0	0	-	0	
Dance Sport	WDC Dance Sport	-	-	-	-	-	0	0	-	0	
Kurash	Kurash	-	-	-	-	-	0	0	-	0	
Rugby	Rugby League	-	-	18	-	-	18	0	0%	0	
Triathlon	Ironman	287	-	225	1	512	518	1	0.2%	0	
	70.3 distance Ironman	4	-	2	-	6					
Totals		291	0	245	1		536	1	0.2%	0	

* Sports/disciplines connected with organizations which are outside of the categories in Tables 1-6 but are signatories to the Code.

Table 33: ESAs Tests Conducted in Other Sports/Disciplines

Sports	Disciplines	Urine						Total Samples	Total AAFs	% AAF	Blood Total Samples
		IC Samples	AAF	OOC Samples	AAF	Sub Total	Total Samples				
Australian Rules Football	-	-	-	4	-	-	4	0	0%	0	
Boxing	Professional Boxing	80	-	115	-	-				0	
	FVA Professional boxing	-	-	10	-	-	206	0	0%	0	
	WBC Professional boxing	1	-	-	-	-				0	
Skyrunning	-	2	-	-	-	-	2	0	0%	0	
Ultimate Fighting	-	17	-	-	-	-	17	0	0%	0	
VA'A	Outrigger (Sprint)	2	-	-	-	-	3	0	0%	0	
	VA'A*	1	-	-	-	-				0	
Totals		103	0	129	0		232	0	0%	0	

* Discipline which is discontinued in ADAMS based on request of the governing IF, being an event under an existing discipline or being no longer necessary for administrative purposes.

Revision Note: Table 32 of the 2014 Anti-Doping Testing Figures - Sport Report was revised on August 3, 2015 to indicate one AAF for an ESA under the OOC column for Triathlon/Ironman.

2014 Anti-Doping Testing Figures
Samples Analyzed and Reported by Accredited Laboratories in ADAMS

Table 34: hGH, HBOCs and HBT (Transfusion) Tests Conducted in Other Sports/Disciplines which are Code Signatories*

Sports	Disciplines	hGH								Blood						HBT Total Samples		
		IC		OOC		Sub Total	Total Samples	Total AAFs	% AAF	HBOCs		Sub Total	Total Samples	Total AAFs	% AAF			
		Samples	AAF	Samples	AAF					IC Samples	AAF						OOC Samples	AAF
Arm Wrestling	Arm Wrestling	-	-	-	-	-	0	0	-	-	-	-	-	0	0	-	0	
Dance Sport	WDC Dance Sport	-	-	-	-	-	0	0	-	-	-	-	-	0	0	-	0	
Kurash	Kurash	-	-	-	-	-	0	0	-	-	-	-	-	0	0	-	0	
Rugby	Rugby League	-	-	4	-	-	4	0	0%	-	-	-	-	0	0	-	0	
Triathlon	Ironman	-	-	132	-	132	133	0	0%	-	-	3	-	3	3	0	0%	0
	70.3 distance Ironman	-	-	1	-	1				-	-	-	-	-				0
Totals		0	0	137	0		137	0	0%	0	0	3	0	3	0	0%	0	

* Sports/disciplines connected with organizations which are outside of the categories in Tables 1-6 but are signatories to the Code.

Table 35: hGH, HBOCs and HBT (Transfusion) Tests Conducted in Other Sports/Disciplines

Sports	Disciplines	hGH								Blood						HBT Total Samples	
		IC		OOC		Sub Total	Total Samples	Total AAFs	% AAF	HBOCs		Sub Total	Total Samples	Total AAFs	% AAF		
		Samples	AAF	Samples	AAF					IC Samples	AAF						OOC Samples
American Football	University	-	-	33	-	-	33	0	0%	-	-	-	-	0	0	-	0
Australian Rules Football	-	-	-	35	-	-	35	0	0%	-	-	35	-	35	0	0%	0
Boxing	Professional Boxing	8	-	12	-	-	34	0	0%	-	-	-	-	0	0	-	0
	FVA Professional boxing	-	-	14	-	-				-	-	-	-	0	0	-	0
Football	University Football	-	-	16	-	-	16	0	0%	-	-	-	-	0	0	-	0
Rugby	National Rugby league	-	-	60	-	-	60	0	0%	-	-	57	-	57	0	0%	0
Ultimate Fighting	-	-	-	1	-	-	1	0	0%	-	-	-	-	0	0	-	0
Totals		8	0	171	0		179	0	0%	0	0	92	0	92	0	0%	0

2014 Anti-Doping Testing Figures
Samples Analyzed and Reported by Accredited Laboratories in ADAMS

Table 36: Total AAFs* per Drug Class as Reported in ASOIF Sports

Sports	Discipline	Anabolic Agents	Peptide Hormones, Growth Factors and Related Substances	Beta-2 Agonists	Hormone and Metabolic Modulators	Diuretics and Other Masking Agents	Stimulants	Narcotics	Cannabinoids	Glucocortico-steroids	Alcohol	Beta-Blockers	Enhancement of Oxygen Transfer	Chemical and Physical Manipulation	Subtotal	Total Findings per Sport	% of total Findings
		S1.	S2.	S3.	S4.	S5.	S6.	S7.	S8.	S9.	P1.	P2.	M1.	M2.			
Aquatics	Swimming	15	1	7	1	14	8	-	-	7	-	-	-	-	53	69	4.3%
	Water Polo	3	-	-	-	-	6	-	-	-	-	-	-	-	9		
	Aquatics	-	-	-	-	-	4	-	-	-	-	-	-	-	4		
	Diving	1	-	-	-	-	2	-	-	-	-	-	-	-	3		
Archery	-	-	-	-	-	6	-	-	-	-	-	2	-	-	8	8	0.5%
Athletics	Athletics	132	22	7	8	18	26	1	1	20	-	-	-	1	236	297	18.4%
	Marathon	10	1	3	-	2	6	-	-	3	-	-	-	-	25		
	Track	6	1	1	-	-	2	-	-	-	-	-	-	-	10		
	Cross Country	1	2	-	-	-	2	1	-	1	-	-	-	-	7		
	Race Walk	5	-	-	-	-	-	-	-	1	-	-	-	-	6		
	Mountain Running	1	-	-	-	-	1	1	-	2	-	-	-	-	5		
	Half Marathon	2	-	-	-	-	1	-	-	1	-	-	-	-	4		
	Combined Events	-	-	1	-	-	-	-	-	-	-	-	-	-	1		
	Field	1	-	-	-	-	-	-	-	-	-	-	-	-	1		
	Shot Put	-	-	-	-	-	1	-	-	-	-	-	-	-	1		
Throws	-	-	-	-	-	1	-	-	-	-	-	-	-	1			
Badminton	-	-	-	1	-	-	-	-	1	1	-	-	-	-	3	3	0.2%
Basketball	-	7	-	1	4	2	18	1	6	4	-	-	-	-	43	43	2.7%
Boxing	-	27	1	4	1	19	13	1	3	7	-	-	-	-	76	76	4.7%
Canoe / Kayak	Canoe Kayak	16	-	1	-	1	5	-	-	3	-	-	-	-	26	30	1.9%
	Wildwater	-	-	-	2	-	-	-	-	-	-	-	-	-	2		
	Canoe Slalom	1	-	-	-	-	-	-	-	-	-	-	-	-	1		
	Freestyle	-	-	-	-	-	-	-	1	-	-	-	-	-	1		
Cycling	Cycling	42	30	6	1	5	28	1	-	23	-	-	-	-	136	298	18.5%
	Road	26	13	6	3	5	19	1	-	15	-	-	-	2	90		
	Mountain Bike	8	-	1	-	-	7	-	-	12	-	-	-	-	28		
	Track	10	-	3	1	1	2	-	-	4	-	-	-	-	21		
	Cyclo Cross	-	-	1	-	-	1	-	-	10	-	-	-	-	12		
	Amateur	3	1	-	-	-	2	-	-	1	-	-	-	-	7		
	BMX	2	-	-	-	-	-	-	1	-	-	-	-	-	3		
Keirin	-	-	1	-	-	-	-	-	-	-	-	-	-	1			
Equestrian	Equestrian	-	-	-	-	1	9	-	-	-	-	-	-	-	10	13	0.8%
	Eventing	1	-	-	-	1	-	-	-	-	-	-	-	-	2		
	Jumping	1	-	-	-	-	-	-	-	-	-	-	-	-	1		
Fencing	Fencing	2	-	-	-	-	-	-	-	2	-	-	-	-	4	5	0.3%
	Foil	1	-	-	-	-	-	-	-	-	-	-	-	-	1		
Field Hockey	-	2	-	-	1	-	2	-	2	1	-	-	-	-	8	8	0.5%
Football	Football	66	-	11	7	5	39	-	2	22	-	-	-	-	152	157	9.7%
	Futsal	-	-	-	-	-	3	-	-	2	-	-	-	-	5		
Golf	-	-	-	-	-	5	-	-	-	5	-	2	-	-	12	12	0.7%
Gymnastics	Gymnastics	-	-	-	-	1	5	-	-	-	-	-	-	-	6	10	0.6%
	Trampoline	-	-	-	-	-	1	-	1	-	-	-	-	-	2		
	Rhythmic	1	-	-	-	-	-	-	-	-	-	-	-	-	1		
	Tumbling	-	-	1	-	-	-	-	-	-	-	-	-	-	1		
Handball	Indoor	7	-	9	-	1	10	-	2	-	-	-	-	-	29	29	1.8%

2014 Anti-Doping Testing Figures
Samples Analyzed and Reported by Accredited Laboratories in ADAMS

Table 36: Total AAFs* per Drug Class as Reported in ADAMS (ASOIF) -continued

ASOIF Sport	Discipline	Drug Class														Subtotal	Total Findings per Sport	% of total Findings
		Anabolic Agents	Peptide Hormones, Growth Factors and Related Substances	Beta-2 Agonists	Hormone and Metabolic Modulators	Diuretics and Other Masking Agents	Stimulants	Narcotics	Cannabinoids	Glucocortico-steroids	Alcohol	Beta-Blockers	Enhancement of Oxygen Transfer	Chemical and Physical Manipulation				
		S1.	S2.	S3.	S4.	S5.	S6.	S7.	S8.	S9.	P1.	P2.	M1.	M2.				
Judo	-	20	-	3	1	8	10	-	1	5	-	-	-	-	48	48	3.0%	
Modern Pentathlon	-	-	-	-	-	1	3	-	-	-	-	-	-	-	4	4	0.2%	
Rowing	Rowing	7	-	1	1	6	13	-	-	-	-	-	-	-	28	28	1.7%	
Rugby	Rugby Union	36	-	4	6	3	9	2	2	5	-	-	-	-	67	70	4.3%	
	Sevens	3	-	-	-	-	-	-	-	-	-	-	-	-	3			
Sailing	-	-	-	-	1	-	1	-	1	-	-	-	-	-	3	3	0.2%	
Shooting	Shooting	1	-	-	-	5	1	-	-	-	-	12	-	-	19	26	1.6%	
	Shotgun	3	-	-	-	2	1	-	-	-	-	-	-	-	6			
	Pistol	-	-	-	-	1	-	-	-	-	-	-	-	-	1			
Table Tennis	-	-	-	-	-	-	2	-	-	3	-	-	-	-	5	5	0.3%	
Taekwondo	-	10	1	2	-	10	1	-	-	1	-	-	-	-	25	25	1.6%	
Tennis	-	4	2	-	1	1	7	-	-	2	-	-	-	-	17	17	1.1%	
Triathlon	Triathlon	3	-	5	2	1	6	-	-	4	-	-	-	-	21	24	1.5%	
	Duathlon	-	-	2	1	-	-	-	-	-	-	-	-	-	3			
Volleyball	-	5	-	2	-	1	5	-	2	-	-	-	-	-	15	15	0.9%	
Weightlifting	-	151	1	3	10	32	15	-	1	8	-	-	-	-	223	221	13.7%	
Wrestling	Wrestling	34	-	1	3	12	2	-	-	1	-	-	-	-	53	67	4.2%	
	Greco-Roman	5	-	1	-	-	1	-	-	-	-	-	-	-	7			
	Freestyle	-	-	-	-	3	1	-	-	-	-	-	-	-	4			
	Beach Wrestling	1	-	-	-	-	-	-	-	-	-	-	-	-	1			
	Grappling	-	-	-	-	-	-	-	1	-	-	-	-	-	1			
	Women's Freestyle	-	-	-	-	1	-	-	-	-	-	-	-	-	1			
TOTAL PER DRUG CLASS		683	76	89	55	174	302	9	28	176	0	16	0	3	1611			
% of Drug Class		42%	5%	6%	3%	11%	19%	1%	2%	11%	0%	1%	0%	0%				

* The **Adverse Analytical Findings (AAFs)** in this report are not to be confused with adjudicated or sanctioned **Anti-Doping Rule Violations (ADRVs)**, as the figures given in this report may contain findings that underwent the Therapeutic Use Exemption (TUE) approval process or multiple findings on the same *Athlete*.

2014 Anti-Doping Testing Figures
Samples Analyzed and Reported by Accredited Laboratories in ADAMS

Table 37: Total AAFs* per Drug Class as Reported in AIOWF Sports

Sports	Discipline	Anabolic Agents	Peptide Hormones, Growth Factors and Related Substances	Beta-2 Agonists	Hormone and Metabolic Modulators	Diuretics and Other Masking Agents	Stimulants	Narcotics	Cannabinoids	Glucocortico-steroids	Alcohol	Beta-Blockers	Enhancement of Oxygen Transfer	Chemical and Physical Manipulation	subtotal	Total Findings per Sport	% of total Findings
		S1.	S2.	S3.	S4.	S5.	S6.	S7.	S8.	S9.	P1.	P2.	M1.	M2.			
Biathlon	Biathlon	4	2	-	3	-	1	-	-	3	-	-	-	-	13	13	11%
Bobsleigh	Bobsleigh	3	1	-	3	1	3	-	-	-	-	-	-	-	11	11	9%
Curling	Curling	-	-	1	-	-	-	-	-	-	-	-	-	-	1	1	1%
Ice Hockey	Ice Hockey	11	-	5	1	2	15	1	2	2	-	-	-	-	39	44	36%
	Junior Ice Hockey	-	-	2	-	-	2	-	-	1	-	-	-	-	5		
Luge	Luge	-	-	-	-	-	-	-	-	1	-	-	-	-	1	1	1%
Skating	Speed Skating	1	-	4	1	-	-	-	-	1	-	-	-	-	7	13	11%
	Skating	3	-	-	-	-	1	-	-	-	-	-	-	-	4		
	Figure Skating	-	-	-	-	-	1	-	-	1	-	-	-	-	2		
Skiing	Cross-Country	-	4	1	3	-	1	-	-	19	-	-	-	-	28	40	33%
	Skiing	-	-	-	1	-	1	-	-	2	-	-	-	-	4		
	Alpine	-	-	-	-	1	-	-	-	2	-	-	-	-	3		
	Ski Jumping	-	-	-	-	-	2	-	-	-	-	-	-	-	2		
	Freestyle	-	-	-	-	-	-	1	-	-	-	-	-	-	1		
	Nordic Combined	1	-	-	-	-	-	-	-	-	-	-	-	-	1		
Snowboard	-	-	-	-	-	-	-	-	-	1	-	-	-	-	1		
TOTAL PER DRUG CLASS		23	7	13	12	6	26	1	2	33	0	0	0	0	123		
% of Drug Class		19%	6%	11%	10%	5%	21%	1%	2%	27%	0%	0%	0%	0%			

* The **Adverse Analytical Findings (AAFs)** in this report are not to be confused with adjudicated or sanctioned **Anti-Doping Rule Violations (ADRVs)**, as the figures given in this report may contain findings that underwent the Therapeutic Use Exemption (TUE) approval process or multiple findings on the same *Athlete*.

2014 Anti-Doping Testing Figures
Samples Analyzed and Reported by Accredited Laboratories in ADAMS

Table 38: Total AAFs* per Drug Class as Reported in ARISF Sports

Sports	Discipline	Anabolic Agents	Peptide Hormones, Growth Factors and Related Substances	Beta-2 Agonists	Hormone and Metabolic Modulators	Diuretics and Other Masking Agents	Stimulants	Narcotics	Cannabinoids	Glucocortico-steroids	Alcohol	Beta-Blockers	Enhancement of Oxygen Transfer	Chemical and Physical Manipulation	subtotal	Total Findings per Sport	% of total Findings
		S1.	S2.	S3.	S4.	S5.	S6.	S7.	S8.	S9.	P1.	P2.	M1.	M2.			
American Football	American Football	4	-	2	-	2	1	3	2	2	-	-	-	-	16	16	9%
Automobile	Automobile Sports	4	-	-	-	4	8	-	2	2	-	2	-	-	22	26	14%
	Rally	-	-	-	-	1	-	-	-	2	-	1	-	-	4		
Bandy	Bandy	-	-	1	-	-	-	-	-	1	-	-	-	-	2	2	1%
Baseball	Baseball	17	-	-	-	2	8	1	3	2	-	-	-	-	33	33	18%
Basque Pelota	Basque Pelota	5	-	-	-	-	-	-	-	-	-	-	-	-	5	5	3%
Billiards Sports	Billiards	-	-	-	-	-	1	-	1	-	-	-	-	-	2	3	2%
	Carom	-	-	-	-	1	-	-	-	-	-	-	-	-	1		
Boules Sports	Lawn Bowl	-	-	-	-	1	-	1	-	-	-	-	-	-	2	3	2%
	Petanque	-	-	-	-	-	-	-	1	-	-	-	-	-	1		
Bowling	Bowling	1	-	-	1	1	3	-	-	-	-	-	-	-	6	6	3%
Bridge	Bridge	-	-	-	-	1	-	-	-	-	-	-	-	-	1	1	1%
Cricket	Cricket	-	-	-	-	-	1	-	-	-	-	-	-	-	1	1	1%
DanceSport	DanceSport	-	-	-	1	1	1	-	-	-	-	-	-	-	3	4	2%
	Prof. div. Standard	-	-	-	-	-	-	-	-	1	-	-	-	-	1		
Floorball	Floorball	-	-	1	-	-	-	-	-	-	-	-	-	-	1	1	1%
Karate	Karate	2	-	-	-	-	2	-	-	-	-	-	-	-	4	4	2%
Life Saving	Beach	6	-	-	-	-	3	-	-	-	-	-	-	-	9	9	5%
Life Saving	Lifesaving	1	-	-	-	-	1	-	-	-	-	-	-	-	2	2	1%
Motorcycling	Motocross	-	-	-	-	-	1	-	-	-	-	-	-	-	1	16	9%
	Motorcycle Racing	2	-	-	-	1	3	-	2	-	-	-	-	-	8		
	Road Racing	-	-	-	-	-	-	-	2	4	-	-	-	-	6		
	Track Racing	-	-	-	-	-	1	-	-	-	-	-	-	-	1		
Climbing and Mountaineering	Mountain Running	-	-	1	-	-	-	-	-	-	-	-	-	-	1	1	1%
Orienteering	Orienteering	-	-	-	-	-	-	-	-	1	-	-	-	-	1	1	1%
Powerboating	Powerboating	1	-	-	-	1	1	-	-	-	-	-	-	-	3	3	2%
Racquetball	Racquetball	1	-	-	-	-	-	-	1	-	-	-	-	-	2	2	1%
Roller Sports	Inline Hockey	-	-	-	-	-	2	-	1	2	-	-	-	-	5	15	8%
	Rink hockey	1	-	-	-	-	1	-	3	-	-	-	-	-	5		
	Artistic	1	-	-	1	-	-	-	1	-	-	-	-	-	3		
	Inline Speed Skating	1	-	-	-	-	-	-	-	-	-	-	-	-	1		
	Roller Sports	-	-	-	-	-	-	-	1	-	-	-	-	-	1		
Ski-Mountaineering	Ski-Mountaineering	-	-	-	-	-	-	-	-	2	-	-	-	-	2	2	1%
Softball	Softball	4	-	-	-	-	-	-	-	-	-	-	-	4	4	2%	
Squash	Squash	1	-	-	-	-	-	-	-	-	-	-	-	1	1	1%	
Sumo	Sumo	3	-	-	-	-	1	-	-	-	-	-	-	4	4	2%	
Surfing	Surfing	-	-	-	-	2	-	-	-	-	-	-	-	2	2	1%	
Tug of War	Tug of War	-	-	-	-	1	-	-	-	-	-	-	-	1	1	1%	
Underwater Sports	Finswimming	1	-	-	-	-	2	-	-	1	-	-	-	-	4	7	4%
	Apnoea	-	-	-	-	-	1	-	-	2	-	-	-	-	3		
Wushu	Wushu	3	-	-	-	2	1	-	-	-	-	-	-	-	6	6	3%
TOTAL PER DRUG CLASS		59	0	5	3	21	43	5	20	22	0	3	0	0	181		
% of Drug Class		33%	0%	3%	2%	12%	24%	3%	11%	12%	0%	2%	0%	0%			

* The Adverse Analytical Findings (AAFs) in this report are not to be confused with adjudicated or sanctioned Anti-Doping Rule Violations (ADRVs), as the figures given in this report may contain findings that underwent the Therapeutic Use Exemption (TUE) approval process or multiple findings on the same Athlete.

2014 Anti-Doping Testing Figures
Samples Analyzed and Reported by Accredited Laboratories in ADAMS

Table 39: Total AAFs* per Drug Class as Reported in AIMS Sports

Sports	Discipline	Drug Class														Total Findings per Sport	% of total Findings
		Anabolic Agents	Peptide Hormones, Growth Factors and Related Substances	Beta-2 Agonists	Hormone and Metabolic Modulators	Diuretics and Other Masking Agents	Stimulants	Narcotics	Cannabinoids	Glucocortico-steroids	Alcohol	Beta-Blockers	Enhancement of Oxygen Transfer	Chemical and Physical Manipulation	subtotal		
		S1.	S2.	S3.	S4.	S5.	S6.	S7.	S8.	S9.	P1.	P2.	M1.	M2.			
Bodybuilding	Bodybuilding	283	-	1	38	69	19	-	2	-	-	-	-	-	412	568	69%
	CrossFit	122	-	1	14	16	1	-	-	-	-	-	-	-	154		
	Fitness	-	-	-	-	-	2	-	-	-	-	-	-	-	2		
Casting	Fresh Water Sport Fishing	-	-	-	-	3	-	-	-	-	-	-	-	-	3	7	0.8%
	Casting	-	-	-	-	2	-	-	-	-	-	-	-	2			
	Fly sport fishing	-	-	1	-	-	-	-	-	-	-	-	-	1			
	Sea Angling	-	-	-	-	1	-	-	-	-	-	-	-	1			
Cheer	Cheer	2	-	-	-	-	-	-	-	-	-	-	-	2	2	0.2%	
Darts	Darts	-	-	-	-	6	1	-	-	-	-	4	-	11	11	1.3%	
Draughts	Draughts	-	-	-	-	1	-	-	-	1	-	-	-	2	2	0.2%	
Ju-Jitsu	Ju-Jitsu	2	-	-	-	-	1	-	-	-	-	-	-	3	3	0.4%	
Kickboxing	Kickboxing	5	1	-	3	6	3	2	5	-	-	-	-	25	26	3%	
	Full contact	-	-	-	-	-	1	-	-	-	-	-	-	1			
Lacrosse	Lacrosse	-	-	-	-	-	-	-	1	-	-	-	-	1	1	0.1%	
Muaythai	Muaythai	3	-	-	1	1	3	-	2	1	-	-	-	11	11	1.3%	
Powerlifting	Powerlifting	121	4	1	7	15	22	-	3	2	-	-	-	175	187	23%	
	Bench Press	5	-	-	-	3	1	-	1	2	-	-	-	12			
Sambo	Sambo	1	-	-	1	-	1	-	-	-	-	-	-	3	3	0.4%	
Savate	Savate	-	-	-	-	-	2	-	1	-	-	-	-	3	3	0.4%	
Sepaktakraw	Sepaktakraw	-	-	-	-	-	2	-	-	-	-	-	-	2	2	0.2%	
Soft Tennis	Soft Tennis	1	-	-	-	-	1	-	-	-	-	-	-	2	2	0.2%	
TOTAL PER DRUG CLASS		545	5	4	64	123	60	2	15	6	0	4	0	0	828		
% of Drug Class		66%	1%	0%	8%	15%	7%	0%	2%	1%	0%	0%	0%	0%			

* The **Adverse Analytical Findings (AAFs)** in this report are not to be confused with adjudicated or sanctioned **Anti-Doping Rule Violations (ADRVs)**, as the figures given in this report may contain findings that underwent the Therapeutic Use Exemption (TUE) approval process or multiple findings on the same *Athlete*.

2014 Anti-Doping Testing Figures
Samples Analyzed and Reported by Accredited Laboratories in ADAMS

Table 40: Total AAFs* per Drug Class as Reported in IPC Sports and Sports for Athletes with an Impairment

Sports	Discipline	Anabolic Agents		Peptide Hormones, Growth Factors and Related Substances	Beta-2 Agonists	Hormone and Metabolic Modulators	Diuretics and Other Masking Agents	Stimulants	Narcotics	Cannabinoids	Glucocortico-steroids	Alcohol	Beta-Blockers	Enhancement of Oxygen Transfer	Chemical and Physical Manipulation	subtotal	Total Findings per Sport	% of total Findings
		S1.	S2.	S3.	S4.	S5.	S6.	S7.	S8.	S9.	P1.	P2.	M1.	M2.				
Aquatics	IPC Swimming	2	-	-	-	4	3	-	-	-	1	-	-	-	-	10	10	8%
Athletics	IPC Athletics	12	-	2	1	1	2	1	1	-	-	-	-	-	-	20	24	18%
	IPC Throws	1	-	-	-	3	-	-	-	-	-	-	-	-	-	4		
Ice Sledge Hockey	IPC Ice Sledge Hockey	1	-	-	-	-	-	-	-	-	1	-	-	-	-	2	2	2%
Powerlifting	IPC Powerlifting	11	-	-	2	5	1	-	-	-	-	-	-	-	-	17	19	14%
Shooting	IPC Shooting	-	-	-	-	1	-	1	-	-	-	-	2	-	-	4	4	3%
Skiing	IPC Alpine	-	-	-	-	7	-	-	-	-	-	-	-	-	-	7	9	7%
	IPC Nordic Cross-Country	-	-	-	-	-	1	-	-	-	1	-	-	-	-	2		
Archery	Para-Archery	1	-	-	-	-	5	-	-	-	-	-	-	-	-	6	6	5%
Arm Wrestling	Para-Arm Wrestling	2	-	-	-	1	-	-	-	-	-	-	-	-	-	3	3	2%
Basketball	Wheelchair Basketball	4	-	-	-	2	1	-	1	-	-	-	-	-	-	8	8	6%
Canoe / Kayak	Para-Canoe Sprint	-	-	-	1	-	-	-	-	-	-	-	-	-	-	1	1	1%
Curling	Wheelchair Curling	-	-	-	-	6	-	-	-	-	-	-	-	-	-	6	6	5%
Cycling	Para-Cycling	5	-	-	-	-	3	1	-	-	-	-	-	-	-	9	9	7%
Equestrian	Para-Equestrian	2	-	-	-	-	-	-	-	-	-	-	-	-	-	2	2	2%
Fencing	Wheelchair Fencing	-	-	-	-	-	-	-	1	-	-	-	-	-	-	1	1	1%
Goalball	Goalball	-	-	-	-	2	-	-	-	-	-	-	-	-	-	2	2	2%
Judo	Para-Judo	-	-	-	-	1	-	-	-	-	2	-	-	-	-	3	3	2%
Para-Bowls	Para-Bowls	-	-	-	-	1	-	-	-	-	-	-	-	-	-	1	1	1%
Rugby	Wheelchair Rugby	-	-	-	-	-	-	4	-	-	-	-	-	-	-	4	4	3%
Sailing	Para-Sailing	-	-	-	-	6	-	-	-	-	-	-	-	-	-	6	6	5%
Table Tennis	Para-Table Tennis	-	-	-	1	5	-	-	-	-	-	-	-	-	-	6	6	5%
	Wheelchair Tennis	-	-	-	-	2	2	-	-	-	-	-	-	-	-	4	5	4%
	Para-Football Tennis	-	-	-	-	1	-	-	-	-	-	-	-	-	1			
Triathlon	Para-Triathlon	-	-	-	1	-	-	-	-	-	-	-	-	-	-	1	1	1%
Weightlifting	Adapted Weightlifting	-	-	-	-	-	-	-	1	-	-	-	-	-	-	1	1	1%
TOTAL PER DRUG CLASS		41	0	2	6	48	18	7	4	5	0	2	0	0		133		
% of Drug Class		31%	0%	2%	5%	36%	14%	5%	3%	4%	0%	2%	0%	0%				

* The Adverse Analytical Findings (AAFs) in this report are not to be confused with adjudicated or sanctioned Anti-Doping Rule Violations (ADRVs), as the figures given in this report may contain findings that underwent the Therapeutic Use Exemption (TUE) approval process or multiple findings on the same Athlete.

2014 Anti-Doping Testing Figures
Samples Analyzed and Reported by Accredited Laboratories in ADAMS

Table 41: Total AAFs* per Drug Class in Other Sports - Code Signatories and Other Sports

Sports	Discipline	Anabolic Agents	Peptide Hormones, Growth Factors and Related Substances	Beta-2 Agonists	Hormone and Metabolic Modulators	Diuretics and Other Masking Agents	Stimulants	Narcotics	Cannabinoids	Glucocortico-steroids	Alcohol	Beta-Blockers	Enhancement of Oxygen Transfer	Chemical and Physical Manipulation	Subtotal	Total Findings per Sport	% of total Findings
		S1.	S2.	S3.	S4.	S5.	S6.	S7.	S8.	S9.	P1.	P2.	M1.	M2.			
Arm Wrestling	-	24	-	-	-	2	4	-	-	-	-	-	-	-	30	30	15%
Karate	Kyokushin WKO	-	-	-	-	-	1	-	-	-	-	-	-	-	1	1	0.5%
Kurash	-	5	-	-	-	-	-	-	-	-	-	-	-	-	5	5	2%
Rugby	Rugby League	9	1	-	2	-	2	-	-	1	-	-	-	-	15	15	7%
Triathlon	Ironman	2	1	2	-	-	1	-	-	1	-	-	-	-	7	8	4%
	70.3 Distance Ironman	-	-	1	-	-	-	-	-	-	-	-	-	-	1		
American Football	Football League	1	-	-	-	-	2	-	-	-	-	-	-	-	3	6	3%
	University	2	1	-	-	-	-	-	-	-	-	-	-	-	3		
Athletics	University	-	-	1	-	-	-	-	-	-	-	-	-	-	1	1	0.5%
Australian Rules Football	-	-	-	-	-	-	1	1	-	-	-	-	-	-	2	2	1%
Baseball	Professional Baseball	-	-	-	-	-	-	-	-	1	-	-	-	-	1	1	0.5%
Basque Sports	Aizkolaritza	1	-	-	-	-	-	-	-	-	-	-	-	-	1	4	2.0%
	Giza-Abere Probak	-	-	-	-	-	1	-	-	-	-	-	-	-	1		
	Harri Jasotzea	-	-	1	-	-	-	-	-	1	-	-	-	-	2		
Bodybuilding	Physique Sports	14	-	-	1	3	-	-	-	-	-	-	-	-	18	18	9%
Boxing	Professional Boxing	2	-	1	-	-	3	-	-	-	-	-	-	-	6	18	9%
	BDB Professional Boxing	4	-	-	-	-	-	-	-	-	-	-	-	-	4		
	WBA Professional Boxing	-	-	-	2	1	-	-	-	-	-	-	-	-	3		
	WBC Professional Boxing	2	-	-	-	-	-	-	-	1	-	-	-	-	3		
	FVA Professional Boxing	1	-	-	-	-	-	-	-	-	-	-	-	-	1		
	WBF Professional Boxing	1	-	-	-	-	-	-	-	-	-	-	-	-	1		
Budo	-	-	-	1	-	-	-	-	-	-	-	-	-	1	1	0.5%	
Chess	Xiangqi	-	-	-	-	-	1	-	-	-	-	-	-	1	1	1%	
Clay Target Shooting	-	-	-	-	-	1	-	-	-	-	-	-	-	1	1	0.5%	
Company Sports	-	2	-	-	-	-	-	-	-	-	-	-	-	2	2	1%	
Course Landaise	-	-	-	-	-	-	-	-	-	1	-	-	-	1	1	0.5%	
Full contact	-	-	-	1	-	-	-	-	1	-	-	-	-	2	2	1%	
Jiu-Jitsu	-	1	-	-	-	-	1	-	-	-	-	-	-	2	2	1%	
Kabaddi	-	43	-	-	-	-	4	-	-	-	-	-	-	47	47	23%	
Kempo	-	-	-	-	-	-	1	-	-	2	-	-	-	3	3	1%	
Kettlebell Lifting	-	-	-	-	-	1	-	-	-	-	-	-	-	1	1	0.5%	
Paddel	-	-	-	-	-	-	-	-	1	-	-	-	-	1	1	0.5%	
Pencak Silat	-	-	-	-	-	1	-	-	-	-	-	-	-	1	1	0.5%	
Power press	-	-	-	-	-	1	-	-	-	-	-	-	-	1	1	0.5%	
Powerlifting	WDFPF Powerlifting	3	-	-	-	1	1	-	-	-	-	-	-	5	5	2%	
	WPC Powerlifting	1	-	-	-	-	-	-	-	-	-	-	-	1	1	0.5%	
Rugby	National Rugby League	3	-	-	-	2	-	-	-	-	-	-	-	5	6	3%	
	Rugby XIII	-	-	-	-	-	1	-	-	-	-	-	-	1			
Shooting	Ball-Trap	-	-	-	-	-	1	-	-	2	-	-	-	3	3	1%	
Taekwondo	University	-	-	-	-	1	-	-	-	-	-	-	-	1	1	0.5%	
Ultimate Fighting	-	2	-	-	-	-	-	-	-	-	-	-	-	2	2	1%	
VA'A	Outrigger (Sprint)	-	-	1	-	-	-	1	1	-	-	-	-	3	3	1%	
Weightlifting	University	1	-	-	-	-	-	-	-	-	-	-	-	1	1	0.5%	
Wrestling	Canarian Wrestling	4	-	-	-	2	1	-	1	-	-	-	-	8	8	4%	
TOTAL PER DRUG CLASS		128	3	9	5	17	25	2	4	10	0	0	0	0	203		
% of Drug Class		63%	1%	4%	2%	8%	12%	1%	2%	5%	0%	0%	0%	0%			

* The Adverse Analytical Findings (AAFs) in this report are not to be confused with adjudicated or sanctioned Anti-Doping Rule Violations (ADRVs), as the figures given in this report may contain findings that underwent the Therapeutic Use Exemption (TUE) approval process or multiple findings on the same Athlete.



2014 Anti-Doping Testing Figures by Testing Authority

Table of Contents

Total Samples Analyzed

- Table 1 : SUMMARY - Total Samples by Testing Authority (TA) Category
- Table 2 : Total Samples by TA Category - ASOIF member International Federations
- Table 3 : Total Samples by TA Category - AOIWF member International Federations
- Table 4 : Total Samples by TA Category - ARISF member International Federations
- Table 5 : Total Samples by TA Category - AIMS member International Federations
- Table 6 : Total Samples by TA Category - National Anti-Doping Organizations (NADOs)
- Table 7 : Total Samples by TA Category - Regional Anti-Doping Organizations (RADOs)
- Table 8 : Total Samples by TA Category - Other ADOs which are Code Signatories
- Table 9 : Total Samples by TA Category - Multi-Sports Organizations and Events
- Table 10 : Total Samples by TA Category - National Olympic Committees (NOCs)
- Table 11 : Total Samples by TA Category - Other Sport Organizations
- Table 12 : Total Samples by TA Category - Regional Sport Organizations
- Table 13 : Total Samples by TA Category - National Federations (NFs)

Tests Conducted: GC/C/IRMS, hGH, HBOCs, HBT

- Table 14 : GC/C/IRMS Tests Conducted per Testing Authority
- Table 15 : ESAs Tests Conducted per Testing Authority (Urine)
- Table 16 : ESAs Tests Conducted per Testing Authority (Blood)
- Table 17 : hGH Tests Conducted per Testing Authority
- Table 18 : HBT (Transfusion) Tests Conducted per Testing Authority
- Table 19 : HBOCs Tests Conducted per Testing Authority

ASOIF Sports

- Table 20 : ASOIF Sport - Aquatics
- Table 21 : ASOIF Sport - Archery
- Table 22 : ASOIF Sport - Athletics
- Table 23 : ASOIF Sport - Badminton
- Table 24 : ASOIF Sport - Basketball
- Table 25 : ASOIF Sport - Boxing
- Table 26 : ASOIF Sport - Canoe / Kayak
- Table 27 : ASOIF Sport - Cycling
- Table 28 : ASOIF Sport - Equestrian Sports
- Table 29 : ASOIF Sport - Fencing
- Table 30 : ASOIF Sport - Field Hockey
- Table 31 : ASOIF Sport - Football
- Table 32 : ASOIF Sport - Golf
- Table 33 : ASOIF Sport - Gymnastics
- Table 34 : ASOIF Sport - Handball
- Table 35 : ASOIF Sport - Judo
- Table 36 : ASOIF Sport - Modern Pentathlon
- Table 37 : ASOIF Sport - Rowing
- Table 38 : ASOIF Sport - Rugby
- Table 39 : ASOIF Sport - Sailing
- Table 40 : ASOIF Sport - Shooting
- Table 41 : ASOIF Sport - Table Tennis
- Table 42 : ASOIF Sport - Taekwondo
- Table 43 : ASOIF Sport - Tennis
- Table 44 : ASOIF Sport - Triathlon
- Table 45 : ASOIF Sport - Volleyball
- Table 46 : ASOIF Sport - Weightlifting
- Table 47 : ASOIF Sport - Wrestling

Table of Contents

AIOWF Sports

- Table 48 : AIOWF Sport - Biathlon
- Table 49 : AIOWF Sport - Bobsleigh
- Table 50 : AIOWF Sport - Curling
- Table 51 : AIOWF Sport - Ice Hockey
- Table 52 : AIOWF Sport - Luge
- Table 53 : AIOWF Sport - Skating
- Table 54 : AIOWF Sport - Skiing

ARISF Sports

- Table 55 : ARISF Sport - Air Sports
- Table 56 : ARISF Sport - American Football
- Table 57 : ARISF Sport - Automobile
- Table 58 : ARISF Sport - Bandy
- Table 59 : ARISF Sport - Baseball
- Table 60 : ARISF Sport - Basque Pelota
- Table 61 : ARISF Sport - Billiards Sports
- Table 62 : ARISF Sport - Boules Sports
- Table 63 : ARISF Sport - Bowling
- Table 64 : ARISF Sport - Bridge
- Table 65 : ARISF Sport - Chess
- Table 66 : ARISF Sport - Cricket
- Table 67 : ARISF Sport - DanceSport
- Table 68 : ARISF Sport - Floorball
- Table 69 : ARISF Sport - Flying Disc
- Table 70 : ARISF Sport - Karate
- Table 71 : ARISF Sport - Korfbal
- Table 72 : ARISF Sport - Life Saving
- Table 73 : ARISF Sport - Motorcycling
- Table 74 : ARISF Sport - Climbing and Mountaineering
- Table 75 : ARISF Sport - Netball
- Table 76 : ARISF Sport - Orienteering
- Table 77 : ARISF Sport - Polo
- Table 78 : ARISF Sport - Powerboating
- Table 79 : ARISF Sport - Racquetball
- Table 80 : ARISF Sport - Roller Sports
- Table 81 : ARISF Sport - Ski-Mountaineering
- Table 82 : ARISF Sport - Softball
- Table 83 : ARISF Sport - Sport Climbing
- Table 84 : ARISF Sport - Squash
- Table 85 : ARISF Sport - Sumo
- Table 86 : ARISF Sport - Surfing
- Table 87 : ARISF Sport - Tug of War
- Table 88 : ARISF Sport - Underwater Sports
- Table 89 : ARISF Sport - Water Skiing
- Table 90 : ARISF Sport - Wushu

Table of Contents

AIMS Sports

Table 91	: AIMS Sport - Aikido
Table 92	: AIMS Sport - Bodybuilding
Table 93	: AIMS Sport - Casting
Table 94	: AIMS Sport - Cheer
Table 95	: AIMS Sport - Darts
Table 96	: AIMS Sport - Dragon Boat
Table 97	: AIMS Sport - Draughts
Table 98	: AIMS Sport - Fistball
Table 99	: AIMS Sport - Go
Table 100	: AIMS Sport - Icestocksport
Table 101	: AIMS Sport - Ju-Jitsu
Table 102	: AIMS Sport - Kendo
Table 103	: AIMS Sport - Kickboxing
Table 104	: AIMS Sport - Lacrosse
Table 105	: AIMS Sport - Minigolf
Table 106	: AIMS Sport - Muaythai
Table 107	: AIMS Sport - Powerlifting
Table 108	: AIMS Sport - Sambo
Table 109	: AIMS Sport - Savate
Table 110	: AIMS Sport - Sepaktakraw
Table 111	: AIMS Sport - Sleddog
Table 112	: AIMS Sport - Soft Tennis

IPC Sports

Table 113	: IPC Sport - Aquatics - IPC Swimming
Table 114	: IPC Sport - Athletics - IPC Athletics
Table 115	: IPC Sport - DanceSport - IPC Wheelchair Dance Sport
Table 116	: IPC Sport - IPC Ice Sledge Hockey
Table 117	: IPC Sport - IPC Powerlifting
Table 118	: IPC Sport - IPC Shooting
Table 119	: IPC Sport - Skiing (IPC Alpine, IPC Biathlon, IPC Nordic Cross-Country, Para-snowboard)

Sports for Athletes with an Impairment

Table 120	: Sports for Athletes with an Impairment - Aquatics (CISS, IBSA, INAS)
Table 121	: Sports for Athletes with an Impairment - Archery (Para-Archery)
Table 122	: Sports for Athletes with an Impairment - Arm Wrestling (Para-Arm Wrestling)
Table 123	: Sports for Athletes with an Impairment - Athletics (CISS, CSPIRA, IBSA, INAS)
Table 124	: Sports for Athletes with an Impairment - Badminton (Para-Badminton, CISS Badminton)
Table 125	: Sports for Athletes with an Impairment - Basketball (Wheelchair Basketball, CISS basketball)
Table 126	: Sports for Athletes with an Impairment - Boccia (Para-Boccia)
Table 127	: Sports for Athletes with an Impairment - Bowls (Para-Bowls)
Table 128	: Sports for Athletes with an Impairment - Canoe / Kayak (Para-Canoe Sprint)
Table 129	: Sports for Athletes with an Impairment - Curling (Para-Curling, CISS Curling)
Table 130	: Sports for Athletes with an Impairment - Cycling (Para-Cycling, CISS Cycling)
Table 131	: Sports for Athletes with an Impairment - Equestrian (Para-Equestrian)
Table 132	: Sports for Athletes with an Impairment - Fencing (Wheelchair Fencing)
Table 133	: Sports for Athletes with an Impairment - Field Hockey (IWAS Powerchair Hockey)
Table 134	: Sports for Athletes with an Impairment - Football (CISS)
Table 135	: Sports for Athletes with an Impairment - Football 5-a-Side

Table of Contents

Sports for Athletes with an Impairment - continued

Table 136	: Sports for Athletes with an Impairment - Football 7-a-Side
Table 137	: Sports for Athletes with an Impairment - Goalball
Table 138	: Sports for Athletes with an Impairment - Handball (Para-Handball and CISS)
Table 139	: Sports for Athletes with an Impairment - Ice Hockey (CISS)
Table 140	: Sports for Athletes with an Impairment - Judo (Para-Judo)
Table 141	: Sports for Athletes with an Impairment - Powerlifting (IBSA)
Table 142	: Sports for Athletes with an Impairment - Rowing (Para-Rowing)
Table 143	: Sports for Athletes with an Impairment - Rugby (Wheelchair Rugby)
Table 144	: Sports for Athletes with an Impairment - Sailing (Para-Sailing)
Table 145	: Sports for Athletes with an Impairment - Skiing (Para-Skiing)
Table 146	: Sports for Athletes with an Impairment - Sport Climbing (Para-Climbing)
Table 147	: Sports for Athletes with an Impairment - Table Tennis (Para-Table Tennis)
Table 148	: Sports for Athletes with an Impairment - Taekwondo (Para-Taekwondo)
Table 149	: Sports for Athletes with an Impairment - Tennis (Wheelchair Tennis, Para-Football Tennis)
Table 150	: Sports for Athletes with an Impairment - Triathlon (Para-Triathlon)
Table 151	: Sports for Athletes with an Impairment - Volleyball (Sitting Volleyball)
Table 152	: Sports for Athletes with an Impairment - Weightlifting (Adapted Weightlifting)
Table 153	: Sports for Athletes with an Impairment - Wheelchair Sports
Table 154	: Sports for Athletes with an Impairment - Wrestling (CISS)

Other Sports - Code Signatories

Table 154	: Other Sports - Code Signatories - Arm Wrestling
Table 155	: Other Sports - Code Signatories - Bowls
Table 156	: Other Sports - Code Signatories - WDC Dance Sport
Table 157	: Other Sports - Code Signatories - e-Sports
Table 158	: Other Sports - Code Signatories - Karate (Shinkyokushin WKO)
Table 159	: Other Sports - Code Signatories - Kurash
Table 160	: Other Sports - Code Signatories - Rugby League
Table 161	: Other Sports - Code Signatories - ITF Taekwondo
Table 162	: Other Sports - Code Signatories - Ironman Triathlon
Table 163	: Other Sports - Code Signatories - Unifight

Terms and Abbreviations

IC	In-Competition
OOC	Out-of-Competition
Sample	Any biological material collected for the purposes of Doping Control*
AAF	Adverse Analytical Finding
ATF	Atypical Finding
GC/C/IRMS	Gas Chromatograph/Carbon/Isotope Ratio Mass Spectrometer (e.g. "IRMS")
ESA	Erythropoiesis Stimulating Agents**
hGH	hGH Isoform Differential Immunoassays
HBT	Homologous Blood Transfusion
HBOCs	Haemoglobin Based Oxygen Carriers
ABP	Athlete Biological Passport
IOC	International Olympic Committee
ASOIF	Association of Summer Olympic International Sports Federations
AIOWF	Association of International Olympic Winter Sports Federations
ARISF	Association of IOC Recognized International Sports Federations
AIMS	Alliance of Independent Members of SportAccord
NADO	National Anti-Doping Organization
RADO	Regional Anti-Doping Organization
NOC	National Olympic Committee
IF	International Federation
NF	National Federation
IPC	International Paralympic Committee***
TA	Testing Authority
SCA	Sample Collection Authority
ADAMS	Anti-Doping Administration and Management System
IBSA	International Blind Sports Federation
CISS	International Committee of Sports for the Deaf
INAS	International Sports Federation for Persons with Intellectual Disability
CPISRA	Cerebral Palsy International Sports and Recreation Association
-	a "dash" represents "0" in tables compiling the number of Samples, ATFs or AAFs

* Biological material limited to urine and blood in this report

** Including recombinant erythropoietins (i.e. epoetins) and their analogues (e.g. darbepoetin, pegserpoetin, peginesatide, EPO-Fc)

*** Limited to sport/disciplines under the governance of the IPC (others are compiled under the category "Sports for Athletes with an Impairment")

2014 Anti-Doping Testing Figures
Samples Analyzed and Reported by Accredited Laboratories in ADAMS

Table 1: SUMMARY

Total Samples by Testing Authority* (TA) Category

Testing Authority Category	N° of TAs	Samples	Urine		Blood		Total Samples	% of total
			% ATF	% AAF	Samples	% AAF		
National Anti-Doping Organization	104	137,182	0.2%	1.1%	5,913	0.03%	143,095	66%
ASOIF member International Federation	29	28,950	0.3%	0.8%	2,042	0.14%	30,992	14%
National Federation**	51	16,422	0.2%	0.7%	105	-	16,527	8%
Regional Sport Organization	50	7,647	0.2%	1.2%	415	-	8,062	4%
Multi-Sport Organizations and Events	8	6,868	0.2%	0.7%	995	-	7,863	4%
Other Sport Organization	54	3,268	0.1%	3.7%	314	-	3,582	2%
AIOWF member International Federation	7	2,668	-	1.3%	274	-	2,942	1%
ARISF member International Federation	34	1,964	0.2%	1.3%	0	-	1,964	1%
Regional Anti-Doping Organization	14	1,163	-	1.3%	0	-	1,163	1%
AIMS member International Federation	20	792	0.1%	8.4%	9	-	801	0.4%
Other Sport Organizations - Code Signatories	6	557	-	1.0%	124	-	681	0.3%
National Olympic Committee	8	90	-	3.3%	0	-	90	0.0%
TOTALS	385	207,571			10,191		217,762	

IC and OOC Samples by Testing Authority* (TA) Category

Testing Authority Category	N° of TAs	Samples	Urine				Blood				
			IC % ATF	% AAF	Samples	%ATF	%AAF	IC Samples	%AAF	OOC Samples	%AAF
National Anti-Doping Organization	104	69,462	0.3%	1.6%	67,720	0.2%	0.6%	1,280	0.07%	4,633	0.02%
ASOIF member International Federation	29	19,332	0.4%	0.9%	9,618	0.1%	0.6%	601	0.16%	1,441	0.13%
National Federation**	51	15,275	0.2%	1.1%	1,147	0.3%	1.6%	81	-	24	-
Regional Sport Organization	50	7,072	0.2%	0.7%	575	0.3%	-	180	-	235	0.43%
Multi-Sport Organizations and Events	8	6,537	0.1%	1.1%	331	0.3%	1.8%	916	-	79	-
Other Sport Organization	54	2,655	0.0%	3.5%	613	0.2%	4.9%	-	-	314	-
AIOWF member International Federation	7	1,835	0.2%	0.8%	833	0.1%	0.6%	33	-	241	-
ARISF member International Federation	34	1,337	0.3%	1.8%	627	-	0.3%	-	-	-	-
Regional Anti-Doping Organization	14	334	-	1.2%	829	-	0.7%	-	-	-	-
AIMS member International Federation	20	644	0.2%	9.3%	148	-	4.7%	2	-	7	-
Other Sport Organizations - Code Signatories	6	365	-	1.6%	192	-	0.5%	-	-	124	-
National Olympic Committee	8	64	-	1.6%	26	-	7.7%	-	-	-	-
Total number in ADAMS:	385	124,912			82,659			3,093		7,098	

* Testing Authority names appear in this report as entered by the respective ADOs in ADAMS

* Note: Although National Federations (NFs) themselves are not signatories to the World Anti-Doping Code and therefore not entitled to authorize testing independently, the rules of some National Anti-Doping Organizations and International Sport Federations may delegate testing authority to these bodies. Tests attributed to NFs therefore may in some instances be a part of NADO or IF programs.

2014 Anti-Doping Testing Figures
Samples Analyzed and Reported by Accredited Laboratories in ADAMS

Table 2: Total Samples by TA Category - ASOIF member International Federations

ASOIF member International Federations	ADAMS ADO Code	Urine						Blood						Total		
		IC Samples	ATF	AAF	OOB Samples	ATF	AAF	IC Samples	ATF	AAF	OOB Samples	ATF	AAF	Samples	% ATF	% AAF
International Cycling Union	UCI	6307	58	64	2883	8	5	194	-	1	99	-	-	9483	0.7%	0.7%
International Association of Athletics Federations	IAAF	2013	5	15	1808	1	10	-	-	-	20	-	1	3841	0.2%	0.7%
International Tennis Federation	ITF	1916	-	9	302	-	1	79	-	-	658	-	-	2955	-	0.3%
International Federation of Football Associations	FIFA	611	1	3	792	-	15	261	-	-	400	-	-	2064	0.0%	0.9%
World Rugby	World Rugby	705	3	5	1129	1	2	11	-	-	61	-	-	1906	0.2%	0.4%
International Weightlifting Federation	IWF	1005	1	26	789	-	13	16	-	-	11	-	1	1821	0.1%	2.2%
International Swimming Federation	FINA	708	-	2	853	-	6	-	-	-	-	-	-	1561	-	0.5%
International Volleyball Federation	FIVB	583	1	-	193	-	-	-	-	-	167	-	-	943	0.1%	-
United World Wrestling	UWW	753	2	8	116	-	2	-	-	-	7	-	-	876	0.2%	1.1%
International Triathlon Union	ITU	503	2	2	95	1	-	18	-	-	6	-	-	622	0.5%	0.3%
International Basketball Federation	FIBA	514	2	3	84	-	-	22	-	-	1	-	-	621	0.3%	0.5%
International Judo Federation	IJF	566	-	5	6	-	-	-	-	-	-	-	-	572	-	0.9%
International Shooting Sport Federation	ISSF	545	2	5	17	-	-	-	-	-	-	-	-	562	0.4%	0.9%
International Fencing Federation	FIE	412	-	1	26	-	1	-	-	-	-	-	-	438	-	0.5%
International Gymnastics Federation	FIG	301	-	3	76	-	-	-	-	-	-	-	-	377	-	0.8%
World Taekwondo Federation	WTF	352	1	5	1	-	-	-	-	-	-	-	-	353	0.3%	1.4%
Badminton World Federation	BWF	253	-	1	59	-	-	-	-	-	-	-	-	312	-	0.3%
International Rowing Federation	FISA	190	1	2	79	-	1	-	-	-	8	-	-	277	0.4%	1.1%
International Canoe Federation	ICF	153	-	3	91	-	-	-	-	-	-	-	-	244	-	1.2%
International Table Tennis Federation	ITTF	181	-	1	28	-	-	-	-	-	-	-	-	209	-	0.5%
International Boxing Association	AIBA	172	-	2	3	-	-	-	-	-	-	-	-	175	-	1.1%
World Archery Federation	WA	120	-	-	32	-	-	-	-	-	-	-	-	152	-	-
International Hockey Federation	FIH	81	-	-	58	-	-	-	-	-	-	-	-	139	-	-
International Sailing Federation	ISAF	97	1	-	38	-	-	-	-	-	3	-	-	138	0.7%	-
International Handball Federation	IHF	106	-	1	18	-	-	-	-	-	-	-	-	124	-	0.8%
International Modern Pentathlon Union	UIPM	93	-	-	26	-	-	-	-	-	-	-	-	119	-	-
International Equestrian Federation	FEI	76	-	-	11	-	-	-	-	-	-	-	-	87	-	-
International Golf Federation	IGF	16	-	1	5	-	-	-	-	-	-	-	-	21	-	4.8%
		19,332	80	167	9,618	11	56	601	-	1	1,441	-	2	30,992	0.3%	0.7%

2014 Anti-Doping Testing Figures
Samples Analyzed and Reported by Accredited Laboratories in ADAMS

Table 3: Total Samples by TA Category - AIOWF member International Federations

AIOWF member International Federations	ADAMS ADO Code	Urine						Blood						Total		
		Samples	IC ATF	AAF	Samples	IC ATF	AAF	Samples	IC ATF	AAF	Samples	IC ATF	AAF	Samples	% ATF	% AAF
International Ski Federation	FIS	375	1	9	392	-	-	1	-	-	229	-	-	997	0.1%	0.9%
International Skating Union	ISU	675	-	2	163	1	-	32	-	-	11	-	-	881	0.1%	0.2%
International Biathlon Union	IBU	417	2	-	171	-	3	-	-	-	1	-	-	589	0.3%	0.5%
International Ice Hockey Federation	IIHF	264	1	4	1	-	-	-	-	-	-	-	-	265	0.4%	1.5%
International Bobsleigh and Skeleton Federation	FIBT	25	-	-	59	-	-	-	-	-	-	-	-	84	-	-
World Curling Federation	WCF	32	-	-	32	-	2	-	-	-	-	-	-	64	-	3.1%
International Luge Federation	FIL	47	-	-	15	-	-	-	-	-	-	-	-	62	-	-
		1,835	4	15	833	1	5	33	-	-	241	-	-	2,942	0.2%	0.7%

2014 Anti-Doping Testing Figures
Samples Analyzed and Reported by Accredited Laboratories in ADAMS

Table 4: Total Samples by TA Category - ARISF member International Federations

ARISF member International Federations	ADAMS ADO Code	Urine						Blood						Total Samples	% ATF	% AAF
		IC Samples	ATF	AAF	OOB Samples	ATF	AAF	IC Samples	ATF	AAF	OOB Samples	ATF	AAF			
International Cricket Council	ICC	186	1	-	264	-	-	-	-	-	-	-	-	450	0.2%	-
International Motorcycling Federation	FIM	91	-	3	23	-	-	-	-	-	-	-	-	114	-	2.6%
World Underwater Federation	CMAS	89	-	3	24	-	-	-	-	-	-	-	-	113	-	2.7%
International Automobile Federation	FIA	99	-	4	11	-	-	-	-	-	-	-	-	110	-	3.6%
International Roller Sports Federation	FIRS	60	-	1	33	-	1	-	-	-	-	-	-	93	-	2.2%
International Floorball Federation	IFF	59	-	-	31	-	-	-	-	-	-	-	-	90	-	-
International Federation of Sport Climbing	IFSC	84	1	-	5	-	-	-	-	-	-	-	-	89	1.1%	-
World Karate Federation	WKF	63	-	-	24	-	-	-	-	-	-	-	-	87	-	-
International Orienteering Federation	IOF	69	1	1	16	-	-	-	-	-	-	-	-	85	1.2%	1.2%
International Baseball Federation	IBAF	68	1	1	9	-	-	-	-	-	-	-	-	77	1.3%	1.3%
World DanceSport Federation	WDSF	57	-	1	10	-	-	-	-	-	-	-	-	67	-	1.5%
International Wushu Federation	IWUF	57	-	3	6	-	-	-	-	-	-	-	-	63	-	4.8%
International Surfing Association	ISA	48	-	2	4	-	-	-	-	-	-	-	-	52	-	3.8%
International Sumo Federation	IFS-Sumo	40	-	-	10	-	1	-	-	-	-	-	-	50	-	2.0%
International Waterski & Wakeboard Federation	IWSF	36	-	-	14	-	-	-	-	-	-	-	-	50	-	-
International Powerboating Union	UIM	34	-	2	6	-	-	-	-	-	-	-	-	40	-	5.0%
World Squash Federation	WSF	8	-	-	30	-	-	-	-	-	-	-	-	38	-	-
International Softball Federation	ISF	35	-	-	-	-	-	-	-	-	-	-	-	35	-	-
International Korfball Federation	IKF	29	-	-	-	-	-	-	-	-	-	-	-	29	-	-
International Ski Mountaineering Federation	ISMF	6	-	-	21	-	-	-	-	-	-	-	-	27	-	-
World Air Sports Federation	FAI	17	-	-	9	-	-	-	-	-	-	-	-	26	-	-
International Federation of Bandy	FIB	4	-	-	20	-	-	-	-	-	-	-	-	24	-	-
International Life Saving Federation	ILSF	18	-	1	5	-	-	-	-	-	-	-	-	23	-	4.3%
Tug of War International Federation	TWIF	10	-	-	10	-	-	-	-	-	-	-	-	20	-	-
International Climbing and Mountaineering Federation	UIAA	16	-	-	4	-	-	-	-	-	-	-	-	20	-	-
World Chess Federation	FIDE	14	-	-	1	-	-	-	-	-	-	-	-	15	-	-
International Polo Federation	FIP	-	-	-	14	-	-	-	-	-	-	-	-	14	-	-
International Federation of American Football	IFAF	13	-	-	-	-	-	-	-	-	-	-	-	13	-	-
International Netball Federation	INF	-	-	-	12	-	-	-	-	-	-	-	-	12	-	-
International Federation of Basque Pelota	FIPV	10	-	2	-	-	-	-	-	-	-	-	-	10	-	20.0%
World Bridge Federation	WBF	6	-	-	4	-	-	-	-	-	-	-	-	10	-	-
World Bowling	WTBA	4	-	-	4	-	-	-	-	-	-	-	-	8	-	-
World Flying Disc Federation	WFDF	3	-	-	3	-	-	-	-	-	-	-	-	6	-	-
International Racquetball Federation	IRF	4	-	-	-	-	-	-	-	-	-	-	-	4	-	-
		1,337	4	24	627	-	2	-	-	-	-	-	-	1,964	0.2%	1.3%

2014 Anti-Doping Testing Figures
Samples Analyzed and Reported by Accredited Laboratories in ADAMS

Table 5: Total Samples by TA Category - AIMS member International Federations

AIMS member International Federations	ADAMS ADO Code	Urine						Blood						Total		
		IC Samples	ATF	AAF	OOB Samples	ATF	AAF	IC Samples	ATF	AAF	OOB Samples	ATF	AAF	Samples	% ATF	% AAF
International Powerlifting Federation	IPF	200	-	9	59	-	6	-	-	-	5	-	-	264	-	5.7%
International Federation of Sambo	FIAS	160	-	3	38	-	-	-	-	-	-	-	198	-	1.5%	
International Federation of Bodybuilding and Fitness	IFBB	94	-	44	3	-	1	-	-	-	-	-	97	-	46.4%	
International Federation of Muaythai Amateur	IFMA	42	-	-	-	-	-	-	-	-	-	-	42	-	-	
International Federation Icestocksport	IFI	30	-	-	5	-	-	-	-	-	-	-	35	-	-	
World Association of Kickboxing Organizations	WAKO	13	-	-	11	-	-	-	-	-	2	-	26	-	-	
World Darts Federation	WDF	20	-	3	2	-	-	-	-	-	-	-	22	-	13.6%	
World Minigolf Sport Federation	WMF	14	-	-	4	-	-	-	-	-	-	-	18	-	-	
International Sepaktakraw Federation	ISTAF	16	-	-	-	-	-	-	-	-	-	-	16	-	-	
International Cheer Union	ICU	14	1	-	-	-	-	-	-	-	-	-	14	7.1%	-	
International Savate Federation	FIS-Savate	11	-	-	-	-	-	2	-	-	-	-	13	-	-	
World Draughts Federation	FMJD	4	-	-	5	-	-	-	-	-	-	-	9	-	-	
International Federation of Sleddog Sports	IFSS	9	-	-	-	-	-	-	-	-	-	-	9	-	-	
International Go Federation	IGF-Go	4	-	-	5	-	-	-	-	-	-	-	9	-	-	
International Dragon Boat Federation	IDBF	6	-	-	2	-	-	-	-	-	-	-	8	-	-	
International Fistball Association	IFA	4	-	-	4	-	-	-	-	-	-	-	8	-	-	
International Lacrosse Federation	FILx	-	-	-	6	-	-	-	-	-	-	-	6	-	-	
International Casting Sport Federation	ICSF	3	-	1	-	-	-	-	-	-	-	-	3	-	33.3%	
International Angling Confederation	CIPS	-	-	-	2	-	-	-	-	-	-	-	2	-	-	
International Aikido Federation	IAF	-	-	-	2	-	-	-	-	-	-	-	2	-	-	
		644	1	60	148	-	7	2	-	-	7	-	801	0.1%	8.4%	

2014 Anti-Doping Testing Figures
Samples Analyzed and Reported by Accredited Laboratories in ADAMS

Table 6: Total Samples by TA Category - National Anti-Doping Organizations (NADOs)

NADOs	ADAMS ADO Code	Urine						Blood						Total		
		ADAMS ADO Code	Samples	IC ATF	AAF	Samples	IC ATF	AAF	Samples	IC ATF	AAF	Samples	IC ATF	AAF	Total Samples	% ATF
Chinese Anti-Doping Agency	CHINADA	5820	8	30	7071	6	18	28	-	-	261	-	-	13180	0.1%	0.4%
Russian National Anti-Doping Organization	RUSADA	5593	-	92	6583	1	22	116	-	-	264	-	-	12556	0.0%	0.9%
German National Anti-Doping Agency	NADA	1155	2	10	6968	2	5	22	-	-	928	-	-	9073	0.0%	0.2%
French Anti-Doping Agency	AFLD-NADO	4416	10	93	2575	2	4	372	-	1	71	-	1	7434	0.2%	1.3%
US Anti-Doping Agency	USADA	2449	5	37	4224	17	14	49	-	-	445	-	-	7167	0.3%	0.7%
Italian National Olympic Committee	CONI	4875	10	27	1120	4	1	351	-	-	160	-	-	6506	0.2%	0.4%
Japan Anti-Doping Agency	JADA	3345	2	17	2276	-	2	-	-	-	107	-	-	5728	0.0%	0.3%
UK Anti-Doping *	UKAD	2847	12	16	2173	2	19	73	-	-	67	-	-	5160	0.3%	0.7%
Australian Sports Anti-Doping Authority *	ASADA	1765	4	32	2275	4	8	61	-	-	429	-	-	4530	0.2%	0.9%
National Anti Doping Agency -India	IND-NADO	1820	-	86	2225	-	13	14	-	-	281	-	-	4340	-	2.3%
Spain National Anti-Doping Agency	ESP-NADO	3017	71	40	740	9	2	30	-	-	71	-	-	3858	2.1%	1.1%
Swedish Sports Confederation	RF	938	9	21	2402	26	34	-	-	-	55	-	-	3395	1.0%	1.6%
Korea Anti-Doping Agency	KADA	1262	1	10	1769	1	42	30	-	-	10	-	-	3071	0.1%	1.7%
Portugal Anti-Doping Agency	ADoP	1927	-	20	698	1	1	-	-	-	202	1	-	2827	0.1%	0.7%
Finnish Anti-Doping Agency	FINADA	1311	-	11	1379	-	1	-	-	-	81	-	-	2771	-	0.4%
Canadian Centre for Ethics in Sport	CCES	720	-	15	1725	-	6	45	-	-	242	-	-	2732	-	0.8%
Poland Commission Against Doping in Sports	PANDA	1428	5	30	1245	8	6	17	-	-	37	-	-	2727	0.5%	1.3%
Antidoping Switzerland	SUI-NADO	929	-	18	1417	-	-	8	-	-	140	-	-	2494	-	0.7%
NADO Flanders	NADOF	1659	-	47	741	-	44	-	-	-	-	-	-	2400	-	3.8%
Turkish NOC- Anti-Doping Commission	TUR-NADO	1962	4	61	393	2	4	37	-	-	-	-	-	2392	0.3%	2.7%
Sports Authority of Thailand	THA-NADO	1033	-	12	1278	1	-	-	-	-	-	-	-	2311	0.0%	0.5%
Anti-Doping Norway *	ADN	1177	-	23	1001	-	6	3	-	-	35	-	-	2216	-	1.3%
Romanian National Anti-Doping Agency	ANAD-Romania	1199	1	8	877	-	4	2	-	-	53	-	-	2131	0.0%	0.6%
Cuban National Anti-Doping Agency	CUB-NADO	203	4	-	1857	3	3	-	-	-	49	-	-	2109	0.3%	0.1%
Netherlands Anti-Doping Authority	ADAN	1206	2	10	763	-	2	-	-	-	33	-	-	2002	0.1%	0.6%
Mexican National Commission for Physical Education and Sport	CONADE-MEX	967	8	30	980	12	37	-	-	-	-	-	-	1947	1.0%	3.4%
Kazakhstan National Anti-Doping Centre	KAZ-NADO	327	3	9	1592	23	9	-	-	-	-	-	-	1919	1.4%	0.9%
South African Institute for Drug-Free Sport	SAIDS	1351	-	50	480	-	5	5	-	-	18	-	-	1854	-	3.0%
Colombian NADO	COL-NADO	1531	1	24	267	1	4	12	-	-	12	-	-	1822	0.1%	1.5%
National Anti-Doping Agency Austria GmbH	NADA Austria	342	-	7	1259	5	1	1	-	-	14	-	-	1616	0.3%	0.5%
Anti-Doping Denmark *	ADD	615	-	6	896	-	3	4	-	-	10	-	-	1525	-	0.6%
Czech Anti-Doping Committee	CADC	983	4	14	314	-	1	-	-	-	82	-	-	1379	0.3%	1.1%
Irish Sports Council	ISC	331	1	2	490	-	1	-	-	-	342	-	-	1163	0.1%	0.3%
French Community of Belgium NADO	BEL-CFWB	792	-	15	328	-	3	-	-	-	-	-	-	1120	-	1.6%
Hungarian Anti-Doping Agency	HUNADO	456	-	10	450	4	-	-	-	-	72	-	-	978	0.4%	1.0%
Hellenic National Council for Combatting Doping	ESKAN	779	-	7	154	-	1	-	-	-	-	-	-	933	-	0.9%
Drug Free Sport New Zealand	DFSNZ	339	-	4	567	1	-	-	-	-	23	-	-	929	0.1%	0.4%
Saudi Arabian Antidoping Committee	KSA-NADO	597	2	20	194	1	-	-	-	-	-	-	-	791	0.4%	2.5%
Venezuela NADO	VEN-NADO	236	-	2	461	7	5	-	-	-	-	-	-	697	1.0%	1.0%
Anti-Doping Agency of Serbia	ADAS	439	-	3	175	1	1	-	-	-	3	-	-	617	0.2%	0.6%
Bulgarian Anti-doping Center	BUL-NADO	373	-	5	230	-	2	-	-	-	-	-	-	603	-	1.2%
Croatian Institute for Toxicology and Anti-Doping	CITA	274	4	4	297	3	1	-	-	-	-	-	-	571	1.2%	0.9%
United Arab Emirates National Anti-doping Committee	UAE-NADO	430	-	4	35	1	2	-	-	-	-	-	-	465	0.2%	1.3%

* In addition, the NADO collected blood samples in 2014 for future testing by the GH Biomarker method. These samples are not represented in the 2014 Anti-Doping Testing Figures; however will be reflected in the year that the method is validated and results reported.

2014 Anti-Doping Testing Figures
Samples Analyzed and Reported by Accredited Laboratories in ADAMS

Table 6: Total Samples by TA Category - National Anti-Doping Organizations (NADOs)

NADOs	ADAMS ADO Code	Urine						Blood						Total		
		IC Samples	ATF	AAF	IC Samples	ATF	AAF	IC Samples	ATF	AAF	IC Samples	ATF	AAF	Samples	% ATF	% AAF
Chinese Taipei Anti-Doping Agency	CTADA	118	-	1	293	-	2	-	-	-	-	-	-	411	-	0.7%
Anti-Doping Agency of Malaysia	ADAMAS	289	-	12	116	-	1	-	-	-	-	-	-	405	-	3.2%
Hong Kong Anti-Doping Committee	HKG-ADC	39	-	4	299	-	1	-	-	-	13	-	-	351	-	1.4%
Jamaica Anti-Doping Commission	JADCO	122	-	-	225	-	-	-	-	-	-	-	-	347	-	-
Qatar Antidoping Commission	QADC	229	1	6	102	-	1	-	-	-	-	-	-	331	0.3%	2.1%
Slovak Anti-Doping Agency	SADA	252	3	10	64	-	-	-	-	-	-	-	-	316	0.9%	3.2%
Cyprus Anti-Doping Authority	CYADA	270	-	-	35	-	-	-	-	-	-	-	-	305	-	-
Anti-Doping Singapore	ADS	109	-	1	176	-	-	-	-	-	-	-	-	285	-	0.4%
Agency for Anti-Doping Control of Bosnia and Herzegovina	BiH-NADO	181	-	2	91	-	-	-	-	-	-	-	-	272	-	0.7%
Kuwait Anti-Doping Committee	KUW-NADO	212	-	11	17	-	-	-	-	-	-	-	-	229	-	4.8%
Chilean National Anti-Doping Commission	CHI-NADO	178	-	6	50	-	-	-	-	-	-	-	-	228	-	2.6%
Belarus National Anti-Doping Agency	BNADA	73	-	6	148	-	5	-	-	-	-	-	-	221	-	5.0%
Sri Lanka Anti Doping Agency	SRI-NADO	149	-	5	63	-	4	-	-	-	-	-	-	212	-	4.2%
I.R Iran National Anti-Doping Organization	IRI-NADO	138	-	7	73	-	13	-	-	-	-	-	-	211	-	9.5%
Slovenian Antidoping Organization	SLOADO	181	-	-	23	-	-	-	-	-	-	-	-	204	-	-
Estonian Anti-Doping Agency	EADA	62	1	6	124	-	-	-	-	-	9	-	-	195	0.5%	3.1%
Algerian National Anti-Doping Organization	ALG-NADO	151	-	2	30	-	-	-	-	-	-	-	-	181	-	1.1%
Egyptian National Anti-doping Organization	EGY-NADO	94	-	3	86	-	2	-	-	-	-	-	-	180	-	2.8%
Uruguay Anti-Doping	URU-NADO	156	1	3	18	-	-	-	-	-	-	-	-	174	0.6%	1.7%
Anti-Doping department of State Sports Medicine Centre	LAT-NADO	79	-	1	91	-	-	-	-	-	-	-	-	170	-	0.6%
National Anti-Doping Agency of Tunisia	ANAD	105	-	1	62	-	-	-	-	-	-	-	-	167	-	0.6%
Israeli NADO	ISR-NADO	106	-	1	53	-	1	-	-	-	-	-	-	159	-	1.3%
Luxembourg NADO	ALAD	82	-	-	30	-	-	-	-	-	12	-	-	124	-	-
Guatemala NADO	GUA-OAD	61	-	6	62	-	2	-	-	-	-	-	-	123	-	6.5%
Georgian Anti-Doping Agency	GEO-NADO	38	-	-	67	-	1	-	-	-	-	-	-	105	-	1.0%
Jordan Anti-doping Organization	JADO	27	-	8	72	-	1	-	-	-	-	-	-	99	-	9.1%
Puerto Rico Anti-Doping Organization	PUR-NADO	26	-	-	69	-	3	-	-	-	-	-	-	95	-	3.2%
Bahrain Anti-Doping Committee	BRN-NADO	63	-	3	19	-	2	-	-	-	-	-	-	82	-	6.1%
National Olympic and Sports Association of Iceland	ISL-NADO	52	-	1	30	-	1	-	-	-	-	-	-	82	-	2.4%
Bolivian Sports Organization	ODEBO	75	-	3	-	-	-	-	-	-	-	-	-	75	-	4.0%
Lithuanian Anti-Doping Agency	LTU-NADO	31	-	-	37	-	1	-	-	-	2	-	-	70	-	1.4%
Bermuda Sport Anti-Doping Authority	BSADA	37	-	-	30	-	-	-	-	-	-	-	-	67	-	-
Monaco Anti-Doping Committee	CMA Monaco	37	2	-	29	-	-	-	-	-	-	-	-	66	3.0%	-
New Caledonia NADO	NCL-NADO	59	-	1	-	-	-	-	-	-	-	-	-	59	-	1.7%
Anti-Doping Commission of Malta	MLT-NADO	47	-	1	7	-	-	-	-	-	-	-	-	54	-	1.9%
Macau Sport Development Institute	MAC-NADO	33	-	-	9	-	-	-	-	-	-	-	-	42	-	-
Andorran National Anti-Doping Commission	AND-NADO	12	-	-	29	-	-	-	-	-	-	-	-	41	-	-
National Anti-Doping Commission of Barbados	NADC	17	-	-	19	-	-	-	-	-	-	-	-	36	-	-
Vietnam Anti-Doping & Sports Medicine Agency	VADA	32	-	-	4	-	1	-	-	-	-	-	-	36	-	2.8%
French Polynesia Youth Services and Sports	TAH-NADO	29	-	3	-	-	-	-	-	-	-	-	-	29	-	10.3%
Mongolian National Anti-Doping Organization	MGL-NADO	26	-	2	2	-	-	-	-	-	-	-	-	28	-	7.1%
Anti-Doping Organization of Pakistan	ADOPak	14	-	-	6	-	1	-	-	-	-	-	-	20	-	5.0%
Costa Rica NADO	CRC-NADO	20	-	1	-	-	-	-	-	-	-	-	-	20	-	5.0%

2014 Anti-Doping Testing Figures
Samples Analyzed and Reported by Accredited Laboratories in ADAMS

Table 6: Total Samples by TA Category - National Anti-Doping Organizations (NADOs)

NADOs	ADAMS ADO Code	Urine						Blood						Total		
		Samples	IC ATF	AAF	Samples	ATF	AAF	Samples	IC ATF	AAF	Samples	ATF	AAF	Samples	% ATF	% AAF
Indonesian Anti-Doping Agency	INADA	19	-	-	1	-	-	-	-	-	-	-	-	20	-	-
Bahamas Anti-Doping Commission	BADC	16	1	1	-	-	-	-	-	-	-	-	-	16	6.3%	6.3%
Ecuador NADO	ECU-NADO	14	-	-	1	-	-	-	-	-	-	-	-	15	-	-
Brazilian Authority on Anti-Doping Control	ABCD	14	-	-	-	-	-	-	-	-	-	-	-	14	-	-
Cameroon Anti-Doping Organisation	OCALUDS	12	-	-	-	-	-	-	-	-	-	-	-	12	-	-
Brunei Darussalam Anti-Doping Committee	BRU-NADO	11	-	-	-	-	-	-	-	-	-	-	-	11	-	-
Peruvian National Anti-Doping Commission	PER-NADO	10	-	1	-	-	-	-	-	-	-	-	-	10	-	10.0%
National Anti Doping Agency Belize	NADO-Belize	9	1	1	-	-	-	-	-	-	-	-	-	9	11.1%	11.1%
Suriname Anti-Doping Authority	SUR-NADO	5	-	-	2	-	-	-	-	-	-	-	-	7	-	-
Turkish Cypriot NADO	TUR-CYP NADO	7	-	-	-	-	-	-	-	-	-	-	-	7	-	-
Mauritius Ministry of Youth and Sports Anti-Doping Unit	MRI NADO	1	-	-	5	-	-	-	-	-	-	-	-	6	-	-
Lesotho Ministry of Sport and Recreation	LES-NADO	6	-	2	-	-	-	-	-	-	-	-	-	6	-	33.3%
San Marino Standing Committee on Anti-Doping	SMR-NADO	-	-	-	5	-	-	-	-	-	-	-	-	5	-	-
Senegal Anti-Doping Organization	SEN-NADO	4	-	-	-	-	-	-	-	-	-	-	-	4	-	-
El Salvador National Sports Institute	ESA-NADO	2	-	-	-	-	-	-	-	-	-	-	-	2	-	-
Mexican National Anti-Doping Committee	MEX-NADO	-	-	-	2	-	-	-	-	-	-	-	-	2	-	-
National Anti-doping Center of Ukraine	NADC Ukraine	2	-	1	-	-	-	-	-	-	-	-	-	2	-	50.0%
Burkina Faso Anti-Doping Organization	BUR-NADO	1	-	-	-	-	-	-	-	-	-	-	-	1	-	-
		69,462	183	1,105	67,720	148	380	1,280	-	1	4,633	1	1	143,095	0.2%	1.0%

Table 7: Total Samples by TA Category - Regional Anti-Doping Organizations (RADOs)

RADOs	ADAMS ADO Code	Urine						Blood						Total		
		Samples	IC ATF	AAF	Samples	ATF	AAF	Samples	IC ATF	AAF	Samples	ATF	AAF	Samples	% ATF	% AAF
Africa Zone VI RADO	AFR-RADO-VI	132	-	-	51	-	-	-	-	-	-	-	-	183	-	-
Caribbean RADO	CAR-RADO	9	-	-	135	-	-	-	-	-	-	-	-	144	-	-
Africa Zone I RADO	AFR-RADO-I	100	-	4	35	-	-	-	-	-	-	-	-	135	-	3.0%
Oceania RADO	O-RADO	33	-	-	94	-	-	-	-	-	-	-	-	127	-	-
Central Asia RADO	RADOCA-RADO	-	-	-	122	-	1	-	-	-	-	-	-	122	-	0.8%
Eastern Europe RADO	E-EUR-RADO	4	-	-	114	-	2	-	-	-	-	-	-	118	-	1.7%
Africa Zone IV RADO	AFR-RADO-IV	16	-	-	72	-	1	-	-	-	-	-	-	88	-	1.1%
West Asia RADO	W-ASIA-RADO	-	-	-	63	-	2	-	-	-	-	-	-	63	-	3.2%
South East Asia RADO	SE-ASIA-RADO	-	-	-	59	-	-	-	-	-	-	-	-	59	-	-
Africa Zone V RADO	AFR-RADO-V	26	-	-	27	-	-	-	-	-	-	-	-	53	-	-
South Asia RADO	S-ASIA-RADO	-	-	-	37	-	-	-	-	-	-	-	-	37	-	-
Africa Zone II & III RADO	AFR-RADO-II-III	8	-	-	10	-	-	-	-	-	-	-	-	18	-	-
Indian Ocean RADO	IND-OCE-RADO	-	-	-	10	-	-	-	-	-	-	-	-	10	-	-
Gulf States and Yemen RADO	GSY-RADO	6	-	-	-	-	-	-	-	-	-	-	-	6	-	-
		334	-	4	829	-	6	-	-	-	-	-	-	1,163	-	0.9%

2014 Anti-Doping Testing Figures
Samples Analyzed and Reported by Accredited Laboratories in ADAMS

Table 8: Total Samples by TA Category - Other ADOs which are Code Signatories

Other ADOs	ADAMS ADO Code	Urine						Blood						Total Samples	% ATF	% AAF
		IC Samples	ATF	AAF	IC Samples	ATF	AAF	IC Samples	ATF	AAF	IC Samples	ATF	AAF			
World Triathlon Corporation	WTC	293	-	5	192	-	1	-	-	-	124	-	-	609	-	1.0%
World Arm Wrestling Federation	WAF	40	-	1	-	-	-	-	-	-	-	-	40	-	2.5%	
World Dance Council	WDC	18	-	-	-	-	-	-	-	-	-	-	18	-	-	
World Karate Organization	WKO	8	-	-	-	-	-	-	-	-	-	-	8	-	-	
International Taekwon-Do Federation	TKD-ITF	5	-	-	-	-	-	-	-	-	-	-	5	-	-	
International eSports Federation	leSF	1	-	-	-	-	-	-	-	-	-	-	1	-	-	
		365	-	6	192	-	1	-	-	-	124	-	-	681	-	1.0%

Table 9: Total Samples by TA Category - Multi-Sports Organizations and Events

Multi-Sport Organizations and Events	ADAMS ADO Code	Urine						Blood						Total Samples	% ATF	% AAF
		IC Samples	ATF	AAF	IC Samples	ATF	AAF	IC Samples	ATF	AAF	IC Samples	ATF	AAF			
International Olympic Committee	IOC	2682	-	34	-	-	-	726	-	-	7	-	-	3415	-	1.0%
Olympic Council of Asia	OCA	1936	1	11	37	-	-	164	-	-	-	-	2137	0.0%	0.5%	
International Paralympic Committee	IPC	595	1	17	293	1	6	26	-	-	72	-	986	0.2%	2.3%	
Commonwealth Games Federation	CGF	889	1	6	-	-	-	-	-	-	-	-	889	0.1%	0.7%	
International University Sport Federation	FISU	260	1	-	-	-	-	-	-	-	-	-	260	0.4%	-	
International Military Sports Council	CISM	87	-	-	-	-	-	-	-	-	-	-	87	-	-	
ASEAN University Sports Council	AUSC	70	-	2	-	-	-	-	-	-	-	-	70	-	2.9%	
SportAccord Event Organiser	SA Event Organiser	18	-	-	1	-	-	-	-	-	-	-	19	-	-	
		6,537	4	70	331	1	6	916	-	-	79	-	7,863	0.1%	1.0%	

Table 10: Total Samples by TA Category - National Olympic Committees (NOCs)

NOCs	ADAMS ADO Code	Urine						Blood						Total Samples	% ATF	% AAF
		IC Samples	ATF	AAF	IC Samples	ATF	AAF	IC Samples	ATF	AAF	IC Samples	ATF	AAF			
Libya National Olympic Committee	COL	5	-	-	17	-	2	-	-	-	-	-	22	-	9.1%	
Zimbabwe National Olympic Committee	ZIM-NOC	22	-	-	-	-	-	-	-	-	-	-	22	-	-	
Namibia National Olympic Committee	NAM-NOC	19	-	1	-	-	-	-	-	-	-	-	19	-	5.3%	
Botswana National Olympic Committee	BOT-OC	14	-	-	-	-	-	-	-	-	-	-	14	-	-	
Palau National Olympic Committee	PLW-NOC	-	-	-	6	-	-	-	-	-	-	-	6	-	-	
Morocco National Olympic Committee	CNOM	3	-	-	-	-	-	-	-	-	-	-	3	-	-	
Lebanon National Olympic Committee	LIB-NOC	1	-	-	1	-	-	-	-	-	-	-	2	-	-	
Suriname National Olympic Committee	SUR-NOC	-	-	-	2	-	-	-	-	-	-	-	2	-	-	
		64	-	1	26	-	2	-	-	-	-	-	90	-	3.3%	

Table 11: Total Samples by TA Category - Other Sport Organizations

Other Sport Organization	ADAMS ADO Code	Urine						Blood						Total Samples	% ATF	% AAF
		IC Samples	ATF	AAF	IC Samples	ATF	AAF	IC Samples	ATF	AAF	IC Samples	ATF	AAF			
Italian Ministry of Health Department	CVD-CONI	1497	-	62	14	-	1	-	-	-	-	-	-	1511	-	4.2%
World Kabaddi League	WKL	219	-	9	304	-	22	-	-	-	-	-	-	523	-	5.9%
World Anti-Doping Agency	WADA-AMA	-	-	-	180	-	-	-	-	-	302	-	-	482	-	-
Irish Turf Club	ITC	189	-	4	-	-	-	-	-	-	-	-	-	189	-	2.1%
World Drug Free Powerlifting Federation	WDFPF	115	-	6	9	-	1	-	-	-	-	-	-	124	-	5.6%
International Wheelchair and Amputee Sports Federation	IWAS	58	-	-	2	-	-	-	-	-	-	-	-	60	-	-
Canadian Football League	CAN-CFL	44	-	2	2	-	-	-	-	-	12	-	-	58	-	3.4%
Western Hockey League	CAN-WHL	36	-	-	7	-	-	-	-	-	-	-	-	43	-	-
Japan Keirin Foundation	JKA	39	-	1	-	-	-	-	-	-	-	-	-	39	-	2.6%
International Blind Sport Association	IBSA	35	-	-	1	-	-	-	-	-	-	-	-	36	-	-
World Boxing Council	WBC	34	-	1	-	-	-	-	-	-	-	-	-	34	-	2.9%
World Masters Athletics	WMA	34	-	-	-	-	-	-	-	-	-	-	-	34	-	-
Nigerian National Sports Council	NNSC	-	-	-	33	-	-	-	-	-	-	-	-	33	-	-
Quebec Major Junior Hockey League	CAN-QMJHL	21	-	2	8	-	-	-	-	-	-	-	-	29	-	6.9%
International Wheelchair Basketball Federation	IWBF	24	-	-	-	-	-	-	-	-	-	-	-	24	-	-
International Sports Federation for Athletes with an Intellectual Disability	INASPID	22	-	-	-	-	-	-	-	-	-	-	-	22	-	-
Ontario Hockey League	CAN-OHL	13	-	-	8	-	-	-	-	-	-	-	-	21	-	-
International Association for Development of Apnea	AIDA	20	-	-	-	-	-	-	-	-	-	-	-	20	-	-
International Sports Federation of Fire Fighters & Rescuers	ISFFR	20	-	-	-	-	-	-	-	-	-	-	-	20	-	-
International Boxing Federation	IBF	19	1	-	-	-	-	-	-	-	-	-	-	19	5.3%	-
World Boxing Federation	WBF-Prof	19	-	1	-	-	-	-	-	-	-	-	-	19	-	5.3%
International Wheelchair Rugby Federation	IWRF	13	-	-	4	-	-	-	-	-	-	-	-	17	-	-
World Boxing Association	WBA	14	-	-	2	-	1	-	-	-	-	-	-	16	-	6.3%
International Committee of Sports for the Deaf	ICSD	15	-	-	-	-	-	-	-	-	-	-	-	15	-	-
International Ultratriathlon Association	IUTA	15	-	-	-	-	-	-	-	-	-	-	-	15	-	-
International Natural Bodybuilding Association	INBA	7	-	-	6	-	-	-	-	-	-	-	-	13	-	-
Mexican National Sports Council of Education	MEX-NSCE	-	-	-	12	1	-	-	-	-	-	-	-	12	8.3%	-
European Police Sport Union	USPE	12	-	-	-	-	-	-	-	-	-	-	-	12	-	-
International Fresh Water Sport Fishing Federation	FIPS-ed	9	-	-	2	-	1	-	-	-	-	-	-	11	-	9.1%
International Billiards and Snooker Federation	IBSF	10	-	-	-	-	-	-	-	-	-	-	-	10	-	-
World Bodybuilding & Physique Sports Federation	WBPF	4	-	2	6	-	4	-	-	-	-	-	-	10	-	60.0%
International Rafting Federation	IRF-Rafting	10	-	-	-	-	-	-	-	-	-	-	-	10	-	-
International Skyrunning Federation	ISRF	9	-	-	-	-	-	-	-	-	-	-	-	9	-	-
International Federation of Boules Sport	FIB - Boules	8	-	-	-	-	-	-	-	-	-	-	-	8	-	-
Kyokushin World Union	KWU	8	-	1	-	-	-	-	-	-	-	-	-	8	-	12.5%
World Ninepin Bowling Association e.V.	WNBA	8	-	-	-	-	-	-	-	-	-	-	-	8	-	-
Cerebral Palsy International Sports and Recreation Association	CPSIRA	6	-	-	1	-	-	-	-	-	-	-	-	7	-	-
International Ringette Federation	IRIF	6	-	-	-	-	-	-	-	-	-	-	-	6	-	-
World Boxing Organization	WBO	6	-	-	-	-	-	-	-	-	-	-	-	6	-	-
World Rock'n'Roll Confederation	WRRC	6	-	-	-	-	-	-	-	-	-	-	-	6	-	-
Boccia International Sports Federation	BisFed	5	-	-	-	-	-	-	-	-	-	-	-	5	-	-
Canadian Hockey League	CAN-CHL	-	-	-	4	-	-	-	-	-	-	-	-	4	-	-
International Federation of Sport Angling in Fresh Waters	FIPsed	4	-	-	-	-	-	-	-	-	-	-	-	4	-	-
International Fly Sport Fishing Federation	FIPS-Mouche	2	-	-	2	-	-	-	-	-	-	-	-	4	-	-

Table 11: Total Samples by TA Category - Other Sport Organizations (continued)

Other Sport Organization	ADAMS ADO Code	Urine						Blood						Total		
		Samples	IC ATF	AAF	Samples	ATF	AAF	Samples	IC AAF	AAF	Samples	ATF	AAF	Samples	% ATF	% AAF
International non-governmental organization for Sports Aerobics and Fitness	FISAF International	4	-	-	-	-	-	-	-	-	-	-	-	-	-	-
International Foundation for Disabled Sailing	IFDS	4	-	-	-	-	-	-	-	-	-	-	-	-	-	
IWF Masters committee	IWF-Master	2	-	-	2	-	-	-	-	-	-	-	-	-	-	
Ultimate Fighting Championship	UFC	4	-	1	-	-	-	-	-	-	-	-	-	-	25.0%	
FVA Professional Boxing	AUT-ProBOX	-	-	-	2	-	-	-	-	-	-	-	-	-	-	
Equine Canada	CAN-EQ	2	-	-	-	-	-	-	-	-	-	-	-	-	-	
International Federation of Sea Fishing Sport	FIPS-M	1	-	-	1	-	-	-	-	-	-	-	-	-	-	
International Federation of Strongman	IFSA	2	-	-	-	-	-	-	-	-	-	-	-	-	-	
Association of Surfing Professionals	ASP	-	-	-	1	-	-	-	-	-	-	-	-	-	-	
International Traditional Karate Federation	ITKF	1	-	-	-	-	-	-	-	-	-	-	-	-	-	
		2,655	1	92	613	1	30	-	-	-	314	-	-	3,582	0.1%	3.4%

Table 12: Total Samples by TA Category - Regional Sport Organizations

Regional Sport Organization	ADAMS ADO Code	Urine						Blood						Total		
		IC Samples	ATF	AAF	OOB Samples	ATF	AAF	IC Samples	ATF	AAF	OOB Samples	ATF	AAF	IC Samples	% ATF	% AAF
Union of European Football Associations	UEFA	1515	2	2	509	2	-	60	-	-	234	-	-	2318	0.2%	0.1%
European Athletics Association	EA	848	2	8	-	-	-	1	-	-	1	-	1	850	0.2%	1.1%
Central American and Caribbean Sports Organization	ODECABE	608	-	5	-	-	-	84	-	-	-	-	-	692	-	0.7%
South American Football Confederation	CSF/CONMEBOL	586	-	6	-	-	-	-	-	-	-	-	-	586	-	1.0%
South American Sports Organization	ODESUR	444	1	5	-	-	-	9	-	-	-	-	-	453	0.2%	1.1%
Asian Paralympic Committee	APC	368	2	-	-	-	-	26	-	-	-	-	-	394	0.5%	-
Asian Football Confederation	AFC	357	-	2	23	-	-	-	-	-	-	-	-	380	-	0.5%
European Judo Union	EJU	307	2	2	-	-	-	-	-	-	-	-	-	307	0.7%	0.7%
European Swimming League	LEN	300	1	-	1	-	-	-	-	-	-	-	-	301	0.3%	-
European Handball Federation	EUR-HAND	257	-	3	28	-	-	-	-	-	-	-	-	285	-	1.1%
African Football Confederation	CAF	187	-	-	-	-	-	-	-	-	-	-	-	187	-	-
Asian Volleyball Confederation	AVC-VB	124	-	-	-	-	-	-	-	-	-	-	-	124	-	-
Six Nations Rugby Limited	GBR-SNRL	111	1	-	-	-	-	-	-	-	-	-	-	111	0.9%	-
European Volleyball Confederation	EUR-VB	108	1	-	-	-	-	-	-	-	-	-	-	108	0.9%	-
European Rugby Cup	ERC	88	-	1	-	-	-	-	-	-	-	-	-	88	-	1.1%
European Powerlifting Federation	EPF	76	-	3	-	-	-	-	-	-	-	-	-	76	-	3.9%
European Boxing Confederation	EUBC	74	-	-	-	-	-	-	-	-	-	-	-	74	-	-
European Boxing Union	EBU	70	2	1	-	-	-	-	-	-	-	-	-	70	2.9%	1.4%
European Triathlon Union	ETU	65	1	1	-	-	-	-	-	-	-	-	-	65	1.5%	1.5%
African Volleyball Confederation	CAVB-VB	52	1	-	-	-	-	-	-	-	-	-	-	52	1.9%	-
Central America and Caribbean Volleyball Confederation	NORCECA	47	-	-	-	-	-	-	-	-	-	-	-	47	-	-
West Indies Cricket Board	WICB	33	-	-	14	-	-	-	-	-	-	-	-	47	-	-
European Gymnastics Union	UEG	42	-	-	-	-	-	-	-	-	-	-	-	42	-	-
Asian Athletics Association	AAA	41	-	-	-	-	-	-	-	-	-	-	-	41	-	-
International Federation of Basketball African Zone	FIBA Afrique	40	-	-	-	-	-	-	-	-	-	-	-	40	-	-
South American Volleyball Confederation	CSV-VB	37	-	1	-	-	-	-	-	-	-	-	-	37	-	2.7%
African Shooting Sport Federation	ASSF	34	-	-	-	-	-	-	-	-	-	-	-	34	-	-
Archery Europe/Mediterranean	EMAU	29	-	-	-	-	-	-	-	-	-	-	-	29	-	-
European Masters Weightlifting Committee	EUR-WL	27	-	2	-	-	-	-	-	-	-	-	-	27	-	7.4%
Asian Handball Federation	AHF	20	-	1	-	-	-	-	-	-	-	-	-	20	-	5.0%
Asian Rowing Federation	ARF	18	-	-	-	-	-	-	-	-	-	-	-	18	-	-
European Canoe Association	ECA	16	-	-	-	-	-	-	-	-	-	-	-	16	-	-
Central American and Caribbean Athletic Association	NACAC	16	-	-	-	-	-	-	-	-	-	-	-	16	-	-
European Taekwondo Union	ETU-Taekw	14	-	-	-	-	-	-	-	-	-	-	-	14	-	-
European Federation of American Football	EFAF	12	-	-	-	-	-	-	-	-	-	-	-	12	-	-
North American Powerlifting Association	NAm-PL	11	-	1	-	-	-	-	-	-	-	-	-	11	-	9.1%
European Masters Athletics Federation	EMA	10	-	3	-	-	-	-	-	-	-	-	-	10	-	30.0%
European Pocket Billiard Federation	EPBF	10	-	-	-	-	-	-	-	-	-	-	-	10	-	-
European Hockey Federation	EUR-HO	10	-	-	-	-	-	-	-	-	-	-	-	10	-	-
South American Power Federation	FESUPO	10	-	-	-	-	-	-	-	-	-	-	-	10	-	-
Pan American Karate Federation	PKF	10	-	-	-	-	-	-	-	-	-	-	-	10	-	-
European Rink Hockey Committee	CERH	8	-	1	-	-	-	-	-	-	-	-	-	8	-	12.5%
Arab Cycling Federation	ARAB-CYC	7	-	-	-	-	-	-	-	-	-	-	-	7	-	-
European Deaf Sport Organization	EDSO	5	-	-	-	-	-	-	-	-	-	-	-	5	-	-

2014 Anti-Doping Testing Figures
Samples Analyzed and Reported by Accredited Laboratories in ADAMS

Table 12: Total Samples by TA Category - Regional Sport Organizations (continued)

Regional Sport Organization	ADAMS ADO Code	Urine						Blood						Total		
		Samples	IC ATF	AAF	Samples	ATF	AAF	Samples	IC ATF	AAF	Samples	ATF	AAF	Samples	% ATF	% AAF
Pan American Gymnastics Union	UPAG	5	-	-	-	-	-	-	-	-	-	-	-	-	-	-
European Surfing Federation	ESF	4	-	-	-	-	-	-	-	-	-	-	-	-	-	
European Confederation of Roller Skating	EUR-ROLL	4	-	-	-	-	-	-	-	-	-	-	-	-	-	
European Armwrestling Federation	EAF	3	-	3	-	-	-	-	-	-	-	-	-	-	100.0%	
African Fencing Confederation	CAE	2	-	-	-	-	-	-	-	-	-	-	-	-	-	
European Billiards and Snooker Association	EBSA	2	-	-	-	-	-	-	-	-	-	-	-	-	-	
		7,072	16	51	575	2	-	180	-	-	235	-	1	8,062	0.2%	0.6%

2014 Anti-Doping Testing Figures
Samples Analyzed and Reported by Accredited Laboratories in ADAMS

Table 13: Total Samples by TA Category - National Federations (NFs)

National Federations (NF)	Urine						Blood						Total		
	IC	OOC		IC	OOC		IC	OOC		Samples	% ATF	% AAF			
	Samples	ATF	AAF	Samples	ATF	AAF	Samples	ATF	AAF	Samples	ATF	AAF	Samples	% ATF	% AAF
NF Brazil	5945	10	40	250	2	3	-	-	-	-	-	-	6,195	0.2%	0.7%
NF Germany	3574	-	32	18	-	-	69	-	-	9	-	-	3,670	-	0.9%
NF Turkey	1474	3	5	97	-	-	-	-	-	-	-	-	1,571	0.2%	0.3%
NF Korea	754	-	1	3	-	-	-	-	-	-	-	-	757	-	0.1%
NF Mexico	464	6	30	225	2	8	-	-	-	-	-	-	689	1.2%	5.5%
NF Kazakhstan	399	8	9	-	-	-	-	-	-	-	-	-	399	2.0%	2.3%
NF Iran	315	1	10	38	-	1	-	-	-	-	-	-	353	0.3%	3.1%
NF Algeria	222	-	2	78	-	-	-	-	-	14	-	-	314	-	0.6%
NF India	274	-	-	37	-	-	-	-	-	-	-	-	311	-	-
NF Spain	274	-	9	21	-	-	-	-	-	-	-	-	295	-	3.1%
NF UK	118	-	5	119	-	1	-	-	-	-	-	-	237	-	2.5%
NF Italy	161	-	5	30	-	-	-	-	-	1	-	-	192	-	2.6%
NF Malta	168	-	2	1	-	-	-	-	-	-	-	-	169	-	1.2%
NF Other	65	-	1	65	-	-	12	-	-	-	-	-	142	-	0.7%
NF Japan	131	-	-	-	-	-	-	-	-	-	-	-	131	-	-
NF Ukraine	109	-	2	20	-	-	-	-	-	-	-	-	129	-	1.6%
NF Belgium	118	-	-	-	-	-	-	-	-	-	-	-	118	-	-
NF Hong Kong	99	1	-	3	-	-	-	-	-	-	-	-	102	1.0%	-
NF Thailand	95	-	-	-	-	-	-	-	-	-	-	-	95	-	-
NF Dominican Republic	22	-	1	68	-	3	-	-	-	-	-	-	90	-	4.4%
NF Australia	29	-	-	36	-	-	-	-	-	-	-	-	65	-	-
NF Venezuela	65	-	4	-	-	-	-	-	-	-	-	-	65	-	6.2%
NF Argentina	48	-	-	4	-	-	-	-	-	-	-	-	52	-	-
NF Kenya	52	-	-	-	-	-	-	-	-	-	-	-	52	-	-
NF Nigeria	26	-	-	7	-	-	-	-	-	-	-	-	33	-	-
NF Guatemala	32	-	6	-	-	-	-	-	-	-	-	-	32	-	18.8%
NF Russia	15	-	3	14	-	2	-	-	-	-	-	-	29	-	17.2%
NF Costa Rica	25	-	-	-	-	-	-	-	-	-	-	-	25	-	-
NF USA	20	-	-	1	-	-	-	-	-	-	-	-	21	-	-
NF Israel	19	-	-	-	-	-	-	-	-	-	-	-	19	-	-
NF Lebanon	19	-	-	-	-	-	-	-	-	-	-	-	19	-	-
NF Catalonia	18	-	-	-	-	-	-	-	-	-	-	-	18	-	-
NF Mauritius	13	-	1	-	-	-	-	-	-	-	-	-	13	-	7.7%
NF Canada	10	-	2	3	-	-	-	-	-	-	-	-	13	-	15.4%
NF Macedonia	12	-	-	-	-	-	-	-	-	-	-	-	12	-	-
NF Trinidad and Tobago	12	-	-	-	-	-	-	-	-	-	-	-	12	-	-
NF Cyprus	10	-	-	-	-	-	-	-	-	-	-	-	10	-	-
NF Mauritius	10	-	-	-	-	-	-	-	-	-	-	-	10	-	-
NF Sweden	10	-	1	-	-	-	-	-	-	-	-	-	10	-	10.0%
NF Malaysia	8	-	-	-	-	-	-	-	-	-	-	-	8	-	-
NF Northern Ireland	8	-	2	-	-	-	-	-	-	-	-	-	8	-	25.0%
NF Angola	6	-	-	-	-	-	-	-	-	-	-	-	6	-	-
NF Switzerland	5	-	-	1	-	-	-	-	-	-	-	-	6	-	-
NF France	-	-	-	5	-	-	-	-	-	-	-	-	5	-	-
NF Mali	5	-	-	-	-	-	-	-	-	-	-	-	5	-	-
NF Bulgaria	4	-	-	-	-	-	-	-	-	-	-	-	4	-	-
NF Finland	4	-	-	-	-	-	-	-	-	-	-	-	4	-	-
NF Chinese Taipei	4	-	-	-	-	-	-	-	-	-	-	-	4	-	-
NF Syria	-	-	-	3	-	-	-	-	-	-	-	-	3	-	-
NF El Salvador	2	-	-	-	-	-	-	-	-	-	-	-	2	-	-
NF Luxembourg	2	-	-	-	-	-	-	-	-	-	-	-	2	-	-
NF Lithuania	1	-	-	-	-	-	-	-	-	-	-	-	1	-	-
	15,275	29	173	1,147	4	18	81	-	-	24	-	-	16,527	0.2%	1.2%

Table 14: GC/C/IRMS Tests Conducted per Testing Authority

Testing Authority	IC		Urine		Total Samples	Total AAFs	% AAF
	Samples	AAF	OOC Samples	AAF			
US Anti-Doping Agency	137	4	510	2	647	6	0.9%
Russian National Anti-Doping Organization	313	7	251	1	564	8	1.4%
Union of European Football Associations	157	0	83	0	240	0	0%
Netherlands Anti-Doping Authority	148	1	66	1	214	2	0.9%
French Anti-Doping Agency	142	6	64	1	206	7	3.4%
Chinese Anti-Doping Agency	54	0	152	0	206	0	0%
International Cycling Union	150	5	54	2	204	7	3.4%
Antidoping Switzerland	52	0	104	0	156	0	0%
World Anti-Doping Agency	0	0	154	0	154	0	0%
Italian National Olympic Committee	82	2	37	0	119	2	1.7%
German National Anti-Doping Agency	18	2	98	0	116	2	1.7%
NADO Flanders	68	2	29	2	97	4	4.1%
World Triathlon Corporation	47	1	50	0	97	1	1.0%
South African Institute for Drug-Free Sport	68	1	21	2	89	3	3.4%
International Olympic Committee	89	0	0	0	89	0	0%
Finnish Anti-Doping Agency	35	1	41	0	76	1	1.3%
International Association of Athletics Federations	43	1	28	0	71	1	1.4%
Anti-Doping Norway	36	0	34	1	70	1	1.4%
Spain National Anti-Doping Agency	57	1	10	0	67	1	1.5%
Swedish Sports Confederation	15	0	52	7	67	7	10.4%
Canadian Centre for Ethics in Sport	25	1	42	1	67	2	3.0%
UK Anti-Doping	27	0	35	1	62	1	1.6%
Australian Sports Anti-Doping Authority	27	3	31	2	58	5	8.6%
Brazilian Football Confederation	41	0	14	0	55	0	0%
Anti-Doping Denmark	16	1	30	0	46	1	2.2%
Japan Anti-Doping Agency	17	0	28	0	45	0	0%
Korea Anti-Doping Agency	13	1	32	3	45	4	8.9%
Italian Ministry of Health Department	40	12	2	1	42	13	31.0%
Czech Anti-Doping Committee	28	0	13	0	41	0	0%
International Tennis Federation	31	0	5	0	36	0	0%
French Community of Belgium NADO	26	1	6	0	32	1	3.1%
National Anti Doping Agency -India	20	13	12	3	32	16	50.0%
Turkish NOC- Anti-Doping Commission	25	3	6	0	31	3	9.7%
National Anti-Doping Agency Austria GmbH	5	2	26	-	31	2	6.5%
Colombian NADO	24	0	4	0	28	0	0%
International Swimming Federation	5	1	22	1	27	2	7.4%
International Weightlifting Federation	18	3	9	2	27	5	18.5%
Poland Commission Against Doping in Sports	9	1	17	-	26	1	3.8%
German Football Federation	25	0	-	-	25	0	0%
Drug Free Sport New Zealand	7	0	17	-	24	0	0%
International Biathlon Union	6	0	16	0	22	0	0%
Olympic Council of Asia	18	1	0	0	18	1	5.6%
International Skating Union	5	0	13	0	18	0	0%
International Paralympic Committee	10	0	8	0	18	0	0%
Brazilian Athletics Confederation	14	0	2	1	16	1	6.3%
World Rugby	7	1	9	0	16	1	6.3%
Belarus National Anti-Doping Agency	2	1	13	0	15	1	6.7%

Table 14: GC/C/IRMS Tests Conducted per Testing Authority

Testing Authority	IC		Urine		Total Samples	Total AAFs	% AAF
	Samples	AAF	OOC Samples	AAF			
Romanian National Anti-Doping Agency	4	1	11	1	15	2	13.3%
Turkish Football Federation	15	0	0	0	15	0	0%
Hungarian Anti-Doping Agency	9	0	5	0	14	0	0%
European Athletics Association	14	0	-	-	14	0	0%
Croatian Institute for Toxicology and Anti-Doping	6	0	8	1	14	1	7.1%
Hellenic National Council for Combatting Doping	9	1	4	-	13	1	7.7%
Bulgarian Anti-doping Center	9	0	4	0	13	0	0%
Irish Sports Council	8	0	5	0	13	0	0%
International Shooting Sport Federation	12	0	0	0	12	0	0%
International Ski Federation	5	0	7	-	12	0	0%
Saudi Arabian Antidoping Committee	9	0	1	0	10	0	0%
International Basketball Federation	10	0	0	0	10	0	0%
Jamaica Anti-Doping Commission	1	0	8	0	9	0	0%
Uruguay Anti-Doping	9	0	-	-	9	0	0%
South American Football Confederation	9	0	0	-	9	0	0%
German Cycling Federation	9	1	0	0	9	1	11.1%
Royal Belgian Cycling League	8	0	-	-	8	0	0%
Kazakhstan National Anti-Doping Centre	0	0	8	-	8	0	0%
Basque Government	8	0	0	-	8	0	0%
German Triathlon Union	8	0	-	-	8	0	0%
United Arab Emirates National Anti-doping Committee	7	0	0	0	7	0	0%
International Triathlon Union	7	0	0	0	7	0	0%
German Athletics Federation	7	1	0	0	7	1	14.3%
Estonian Anti-Doping Agency	1	0	5	-	6	0	0%
European Judo Union	6	0	0	0	6	0	0%
International Equestrian Federation	6	0	-	-	6	0	0%
International Federation of Football Associations	4	0	2	-	6	0	0%
I.R Iran National Anti-Doping Organization	1	0	4	2	5	2	40.0%
United World Wrestling	2	0	3	0	5	0	0%
Lithuanian Anti-Doping Agency	0	0	5	0	5	0	0%
International Gymnastics Federation	3	0	2	-	5	0	0%
South American Sports Organization	5	0	-	-	5	0	0%
Egyptian National Anti-doping Organization	4	1	1	0	5	1	20.0%
European Triathlon Union	5	0	0	0	5	0	0%
New Caledonia NADO	5	0	0	0	5	0	0%
Guatemala NADO	3	2	2	0	5	2	40.0%
International Motorcycling Federation	3	0	1	-	4	0	0%
Central Asia RADO	0	0	4	0	4	0	0%
Eastern Europe RADO	1	0	3	0	4	0	0%
Asian Paralympic Committee	4	0	-	-	4	0	0%
Slovenian Antidoping Organization	4	0	0	0	4	0	0%
International Ice Hockey Federation	3	0	1	0	4	0	0%
Irish Turf Club	4	0	-	-	4	0	0%
International Powerlifting Federation	3	1	1	1	4	2	50.0%
Qatar Antidoping Commission	4	0	0	0	4	0	0%
Iran Football Federation	4	3	0	0	4	3	75.0%
Slovak Anti-Doping Agency	4	0	0	0	4	0	0%
International Sailing Federation	1	0	3	0	4	0	0%

Table 14: GC/C/IRMS Tests Conducted per Testing Authority

Testing Authority	IC		Urine		Total Samples	Total AAFs	% AAF
	Samples	AAF	OOC Samples	AAF			
International Hockey Federation	4	0	0	0	4	0	0%
Israeli NADO	2	0	2	-	4	0	0%
International Rowing Federation	2	0	2	1	4	1	25.0%
Anti-Doping Agency of Serbia	1	0	3	-	4	0	0%
International Volleyball Federation	3	0	1	-	4	0	0%
International Fencing Federation	3	0	0	-	3	0	0%
Mexican League Baseball	2	2	1	1	3	3	100.0%
World Drug Free Powerlifting Federation	2	1	1	1	3	2	66.7%
International Federation of Sport Climbing	3	0	0	0	3	0	0%
Rio de Janeiro Football Federation	3	0	0	0	3	0	0%
International Judo Federation	3	0	0	0	3	0	0%
Ukrainian Football Federation	3	0	0	0	3	0	0%
Anti-Doping Singapore	0	0	3	0	3	0	0%
Donostia Cultural EPE	3	0	-	-	3	0	0%
Georgian Anti-Doping Agency	0	0	3	0	3	0	0%
Africa Zone I RADO	1	0	2	0	3	0	0%
Commonwealth Games Federation	3	-	0	-	3	0	0%
Dominican Sports Medicine Federation	0	0	3	-	3	0	0%
Italian Powerlifting Federation	3	-	0	0	3	0	0%
Italian Paralympic Committee	1	0	2	-	3	0	0%
Africa Zone IV RADO	0	0	3	0	3	0	0%
West Asia RADO	0	0	3	1	3	1	33.3%
International University Sport Federation	3	0	0	0	3	0	0%
European Rugby Cup	3	0	-	-	3	0	0%
German Powerlifting Federation	2	2	-	-	2	2	100.0%
International Cricket Council	1	0	1	0	2	0	0%
International Bobsleigh and Skeleton Federation	0	0	2	-	2	0	0%
International Federation Icestocksport	2	0	0	0	2	0	0%
International Federation of Bodybuilding and Fitness	2	0	0	0	2	0	0%
European Powerlifting Federation	2	1	0	0	2	1	50.0%
German Shooting Sport and Archery Federation	2	0	-	-	2	0	0%
World Bridge Federation	0	0	2	-	2	0	0%
African Football Confederation	2	0	-	-	2	0	0%
Hong Kong Anti-Doping Committee	2	0	-	-	2	0	0%
Caribbean RADO	0	0	2	-	2	0	0%
The Judo Association of Hong Kong - China Limited	2	0	0	0	2	0	0%
Badminton World Federation	2	0	-	-	2	0	0%
International Life Saving Federation	2	0	0	0	2	0	0%
International Federation of Sambo	1	0	1	-	2	0	0%
Malta Football Association	2	-	0	0	2	0	0%
Africa Zone VI RADO	0	0	2	-	2	0	0%
Board of Control for Cricket in India	2	0	-	-	2	0	0%
Basque Federation of Basque Sports and Games	2	0	0	0	2	0	0%
Portugal Anti-Doping Agency	1	0	1	0	2	0	0%
Canadian Football League	2	0	-	-	2	0	0%
Nigerian National Sports Council	0	0	2	-	2	0	0%
German Basketball Federation	2	0	-	-	2	0	0%
Oceania RADO	1	0	1	-	2	0	0%

Table 14: GC/C/IRMS Tests Conducted per Testing Authority

Testing Authority	IC		Urine		Total Samples	Total AAFs	% AAF
	Samples	AAF	OOC Samples	AAF			
International Canoe Federation	2	0	-	-	2	0	0%
International Orienteering Federation	2	0	-	-	2	0	0%
German Disabled Sports Association	2	1	-	-	2	1	50.0%
Anti-Doping department of State Sports Medicine Centre	1	0	1	0	2	0	0%
European Swimming League	2	0	0	-	2	0	0%
European Federation of American Football	1	0	-	-	1	0	0%
Kuwait Anti-Doping Committee	1	0	-	-	1	0	0%
USA Powerlifting	0	0	1	-	1	0	0%
Association of Rowing Clubs	-	-	1	0	1	0	0%
Sri Lanka Anti Doping Agency	1	0	-	-	1	0	0%
World Underwater Federation	1	0	0	0	1	0	0%
South American Volleyball Confederation	1	0	-	-	1	0	0%
Asian Football Confederation	1	0	-	-	1	0	0%
Brazilian Canoe Confederation	1	0	-	-	1	0	0%
Mongolian National Anti-Doping Organization	1	1	-	-	1	1	100.0%
German Natural Bodybuilding & Fitness Federation	0	0	1	-	1	0	0%
German Billard Union	1	0	-	-	1	0	0%
Turkish Basketball Federation	1	0	-	-	1	0	0%
Anti-Doping Commission of Malta	1	0	-	-	1	0	0%
International Handball Federation	1	0	-	-	1	0	0%
Catalan Bodybuilding Federation	1	1	-	-	1	1	100.0%
German Volleyball Federation	1	0	-	-	1	0	0%
Cyprus Anti-Doping Authority	1	0	-	-	1	0	0%
Algerian Football Federation	1	0	-	-	1	0	0%
National Anti Doping Agency Belize	1	0	-	-	1	0	0%
World Dance Council	1	-	0	0	1	0	0%
International Ski Mountaineering Federation	0	0	1	0	1	0	0%
West Indies Cricket Board	1	-	0	0	1	0	0%
Namibia National Olympic Committee	1	-	0	0	1	0	0%
International Table Tennis Federation	1	0	-	-	1	0	0%
Africa Zone II & III RADO	0	0	1	-	1	0	0%
International Federation of Bandy	0	0	1	-	1	0	0%
Israel Football Association	1	0	-	-	1	0	0%
German Curling Association	1	0	-	-	1	0	0%
European Handball Federation	1	0	-	-	1	0	0%
International Wushu Federation	1	0	-	-	1	0	0%
European Confederation of Roller Skating	1	0	-	-	1	0	0%
Rugby Football Union	0	0	1	-	1	0	0%
International Sumo Federation	0	0	1	1	1	1	100.0%
Kazakhstan Weightlifting Federation	1	0	-	-	1	0	0%
Agency for Anti-Doping Control of Bosnia and Herzegovina	0	0	1	-	1	0	0%
International Cheer Union	1	0	-	-	1	0	0%
Puerto Rico Anti-Doping Organization	0	0	1	1	1	1	100.0%
African Volleyball Confederation	1	0	-	-	1	0	0%
German Judo Federation	1	0	-	-	1	0	0%
Korea Professional Football League	0	0	1	-	1	0	0%
National Anti-Doping Agency of Tunisia	1	0	-	-	1	0	0%
World Curling Federation	0	0	1	-	1	0	0%

Table 14: GC/C/IRMS Tests Conducted per Testing Authority

Testing Authority	IC		Urine		Total Samples	Total AAFs	% AAF
	Samples	AAF	OOC Samples	AAF			
Anti-Doping Organization of Pakistan	1	0	-	-	1	0	0%
World Darts Federation	1	0	-	-	1	0	0%
International Automobile Federation	1	1	-	-	1	1	100.0%
World DanceSport Federation	1	0	-	-	1	0	0%
Russian Powerlifting Federation	1	1	-	-	1	1	100.0%
World Karate Federation	0	0	1	-	1	0	0%
Chilean National Anti-Doping Commission	1	1	-	-	1	1	100.0%
International Rafting Federation	1	0	-	-	1	0	0%
Brazilian Aquatics Confederation	1	0	-	-	1	0	0%
Brazilian Automobile Confederation	1	0	-	-	1	0	0%
	2596	102	2405	45	5001	147	2.9%

Table 15: ESAs Tests Conducted per Testing Authority (Urine)

Testing Authority	ADAMS Code	Urine						
		IC Samples	AAF	OOB Samples	AAF	Total Samples	Total AAFs	% AAF
Russian National Anti-Doping Organization	RUSADA	1707	-	1677	-	3384	0	0%
German National Anti-Doping Agency	NADA	304	1	2883	-	3187	1	0.03%
International Cycling Union	UCI	1579	7	1514	2	3093	9	0.3%
International Association of Athletics Federations	IAAF	767	1	779	2	1546	3	0.2%
UK Anti-Doping	UKAD	673	-	859	-	1532	0	0%
Italian National Olympic Committee	CONI	662	6	683	-	1345	6	0.4%
Chinese Anti-Doping Agency	CHINADA	355	2	747	1	1102	3	0.3%
International Olympic Committee	IOC	1087	2	-	-	1087	2	0.2%
US Anti-Doping Agency	USADA	164	-	701	-	865	0	0%
NADO Flanders	NADOF	642	4	84	-	726	4	0.6%
Netherlands Anti-Doping Authority	ADAN	350	-	331	-	681	0	0%
International Biathlon Union	IBU	417	-	162	2	579	2	0.3%
Spain National Anti-Doping Agency	ESP-NADO	347	-	147	-	494	0	0%
World Triathlon Corporation	WTC	285	-	189	1	474	1	0.2%
Australian Sports Anti-Doping Authority	ASADA	138	-	306	-	444	0	0%
French Anti-Doping Agency	AFLD-NADO	398	-	32	1	430	1	0.2%
Hellenic National Council for Combatting Doping	ESKAN	412	-	2	-	414	0	0%
International Ski Federation	FIS	99	-	277	-	376	0	0%
Union of European Football Associations	UEFA	105	-	264	-	369	0	0%
Canadian Centre for Ethics in Sport	CCES	133	1	218	-	351	1	0.3%
Poland Commission Against Doping in Sports	PANDA	160	-	185	-	345	0	0%
Italian Ministry of Health Department	CVD-CONI	318	12	14	-	332	12	3.6%
Irish Sports Council	ISC	13	-	270	1	283	1	0.4%
International Federation of Football Associations	FIFA	71	-	204	-	275	0	0%
National Anti-Doping Agency Austria GmbH	NADA Austria	73	-	198	-	271	0	0%
International Paralympic Committee	IPC	123	-	92	-	215	0	0%
Cyprus Anti-Doping Authority	CYADA	180	-	18	-	198	0	0%
Portugal Anti-Doping Agency	ADoP	3	-	190	-	193	0	0%
Commonwealth Games Federation	CGF	188	-	-	-	188	0	0%
Basque Government	ESP-Vasco	176	1	9	-	185	1	0.5%
World Anti-Doping Agency	WADA-AMA	-	-	176	-	176	0	0%
Anti-Doping Norway	ADN	44	-	128	-	172	0	0%
Drug Free Sport New Zealand	DFSNZ	27	-	142	-	169	0	0%
French Community of Belgium NADO	BEL-CFWB	87	-	82	-	169	0	0%
Olympic Council of Asia	OCA	166	-	-	-	166	0	0%
International Swimming Federation	FINA	114	-	47	-	161	0	0%
Romanian National Anti-Doping Agency	ANAD-Romania	44	-	102	-	146	0	0%
International Triathlon Union	ITU	103	-	42	-	145	0	0%
Finnish Anti-Doping Agency	FINADA	23	-	110	1	133	1	0.8%
Antidoping Switzerland	SUI-NADO	11	-	111	-	122	0	0%
German Athletics Federation	GER-ATH	122	-	-	-	122	0	0%
German Cycling Federation	GER-CY	120	-	-	-	120	0	0%
South African Institute for Drug-Free Sport	SAIDS	81	-	35	-	116	0	0%
Central American and Caribbean Sports Organization	ODECABE	103	-	-	-	103	0	0%
German Football Federation	GER-FOOT	101	-	-	-	101	0	0%
South American Football Confederation	CSF/CONMEBOL	100	-	-	-	100	0	0%
European Athletics Association	EA	89	2	-	-	89	2	2.2%
Japan Anti-Doping Agency	JADA	25	-	62	-	87	0	0%
German Swimming Federation	GER-AQ	82	-	-	-	82	0	0%
Colombian NADO	COL-NADO	53	2	27	-	80	2	2.5%

Table 15: ESAs Tests Conducted per Testing Authority (Urine)

Testing Authority	ADAMS Code	Urine						
		IC Samples	IC AAF	OOB Samples	OOB AAF	Total Samples	Total AAFs	% AAF
International Rowing Federation	FISA	20	-	52	-	72	0	0%
World Rugby	World Rugby	17	-	48	-	65	0	0%
National Anti Doping Agency -India	IND-NADO	55	2	4	-	59	2	3%
German Triathlon Union	GER-TR	55	-	-	-	55	0	0%
Turkish NOC- Anti-Doping Commission	TUR-NADO	48	-	6	-	54	0	0%
Luxembourg NADO	ALAD	41	-	11	-	52	0	0%
Brazilian Athletics Confederation	BRA-ATH	47	1	4	-	51	1	2%
Uruguay Anti-Doping	URU-NADO	49	1	1	-	50	1	2%
Anti-Doping Denmark	ADD	21	-	26	-	47	0	0%
Chinese Taipei Anti-Doping Agency	CTADA	18	-	28	-	46	0	0%
Swedish Sports Confederation	RF	9	-	32	-	41	0	0%
Czech Anti-Doping Committee	CADC	23	-	16	-	39	0	0%
Korea Anti-Doping Agency	KADA	39	-	-	-	39	0	0%
South American Sports Organization	ODESUR	36	-	-	-	36	0	0%
International Skating Union	ISU	22	-	14	-	36	0	0%
German Disabled Sports Association	GER-NPC	32	-	-	-	32	0	0%
Africa Zone I RADO	AFR-RADO-I	29	2	-	-	29	2	7%
Association of Rowing Clubs	ACT	-	-	25	-	25	0	0%
European Swimming League	LEN	24	-	1	-	25	0	0%
Asian Paralympic Committee	APC	23	-	-	-	23	0	0%
New Caledonia NADO	NCL-NADO	21	-	-	-	21	0	0%
Cuban National Anti-Doping Agency	CUB-NADO	3	-	18	-	21	0	0%
Mexican National Commission for Physical Education and Sport	CONADE-MEX	20	1	-	-	20	1	5%
International Tennis Federation	ITF	15	-	5	-	20	0	0%
Slovenian Antidoping Organization	SLOADO	3	-	15	-	18	0	0%
Italian Paralympic Committee	CIP	8	-	10	-	18	0	0%
Hong Kong Anti-Doping Committee	HKG-ADC	-	-	17	-	17	0	0%
Anti-Doping Agency of Malaysia	ADAMAS	15	-	-	-	15	0	0%
Chilean National Anti-Doping Commission	CHI-NADO	14	-	-	-	14	0	0%
Brazilian Authority on Anti-Doping Control	ABCD	14	-	-	-	14	0	0%
Bulgarian Anti-doping Center	BUL-NADO	-	-	12	-	12	0	0%
World Underwater Federation	CMAS	12	-	-	-	12	0	0%
Six Nations Rugby Limited	GBR-SNRL	12	-	-	-	12	0	0%
International Modern Pentathlon Union	UIPM	1	-	10	-	11	0	0%
Brazilian Football Confederation	BRA-CBF	11	-	-	-	11	0	0%
Lithuanian Anti-Doping Agency	LTU-NADO	-	-	10	-	10	0	0%
Asian Rowing Federation	ARF	9	-	-	-	9	0	0%
Croatian Institute for Toxicology and Anti-Doping	CITA	7	-	1	-	8	0	0%
Italian Athletics Federation	ITA-ATH	8	-	-	-	8	0	0%
Andorran National Anti-Doping Commission	AND-NADO	4	-	4	-	8	0	0%
Hungarian Anti-Doping Agency	HUNADO	-	-	8	-	8	0	0%
Brazilian Paralympic Committee	CPB	7	-	-	-	7	0	0%
Trinidad and Tobago National Amateur Athletic Association	TRI-NAAATT	6	-	-	-	6	0	0%
European Triathlon Union	ETU	6	-	-	-	6	0	0%
Venezuela NADO	VEN-NADO	6	-	-	-	6	0	0%
Algerian National Anti-Doping Organization	ALG-NADO	6	-	-	-	6	0	0%
Algerian Football Federation	ALG-FOO	-	-	6	-	6	0	0%
European Deaf Sport Organization	EDSO	5	-	-	-	5	0	0%
National Anti Doping Agency Belize	NADO-Belize	5	-	-	-	5	0	0%
Puerto Rico Anti-Doping Organization	PUR-NADO	4	-	1	-	5	0	0%
Guatemala NADO	GUA-OAD	5	-	-	-	5	0	0%

Table 15: ESAs Tests Conducted per Testing Authority (Urine)

Testing Authority	ADAMS Code	Urine						Total % AAF
		IC Samples	IC AAF	IOC Samples	IOC AAF	Total Samples	Total AAFs	
European Police Sport Union	USPE	4	-	-	-	4	0	0%
Brazilian Cycling Confederation	BRA-CBCI	4	2	-	-	4	2	50%
Chinese Taipei Track & Field Association	CTTFA	4	-	-	-	4	0	0%
European Handball Federation	EUR-HAND	4	-	-	-	4	0	0%
International Shooting Sport Federation	ISSF	4	-	-	-	4	0	0%
Africa Zone V RADO	AFR-RADO-V	-	-	4	-	4	0	0%
French Polynesia Youth Services and Sports	TAH-NADO	3	-	-	-	3	0	0%
Ultimate Fighting Championship	UFC	3	-	-	-	3	0	0%
Brazilian Aquatics Confederation	BRA-AQ	3	-	-	-	3	0	0%
Bermuda Sport Anti- Doping Authority	BSADA	2	-	1	-	3	0	0%
Anti-Doping Agency of Serbia	ADAS	3	-	-	-	3	0	0%
International Basketball Federation	FIBA	3	-	-	-	3	0	0%
Central American and Caribbean Athletic Association	NACAC	3	-	-	-	3	0	0%
Jamaica Anti-Doping Commission	JADCO	-	-	2	-	2	0	0%
European Boxing Union	EBU	2	-	-	-	2	0	0%
Mali Athletics Federation	MLI-ATH	2	-	-	-	2	0	0%
Kenya Athletics Federation	KEN-ATHL	2	-	-	-	2	0	0%
International Skyrunning Federation	ISRF	2	-	-	-	2	0	0%
Monaco Anti-Doping Committee	CMA Monaco	-	-	2	-	2	0	0%
Asian Football Confederation	AFC	-	-	2	-	2	0	0%
Italian Swimming Federation	ITA-AQ	2	-	-	-	2	0	0%
Estonian Anti-Doping Agency	EADA	-	-	1	-	1	0	0%
Australian Cycling Federation	AUS-CY	1	-	-	-	1	0	0%
International Canoe Federation	ICF	-	-	1	-	1	0	0%
Spanish Athletics Federation	ESP-ATH	1	-	-	-	1	0	0%
Anti-Doping Commission of Malta	MLT-NADO	1	-	-	-	1	0	0%
Burkina Faso Anti-Doping Organization	BUR-NADO	1	-	-	-	1	0	0%
I.R Iran National Anti-Doping Organization	IRI-NADO	-	-	1	-	1	0	0%
		14313	50	14498	11	28811	61	0.2%

Revision Note: Table 15 of the 2014 Anti-Doping Testing Figures - Testing Authority Report was revised on August 3, 2015 to adjust the number of AAFs previously reported for ESAs in the columns of IC and IOC samples.

Table 16: ESAs Tests Conducted per Testing Authority (Blood)

Testing Authority	ADAMS Code	Blood						
		IC Samples	IC AAF	OOB Samples	OOB AAF	Total Samples	Total AAFs	% AAF
French Anti-Doping Agency	AFLD-NADO	309	1	52	1	361	2	0.6%
International Federation of Football Associations	FIFA	135	0	168	0	303	0	0%
Canadian Centre for Ethics in Sport	CCES	23	0	155	0	178	0	0%
International Tennis Federation	ITF	22	0	138	0	160	0	0%
International Cycling Union	UCI	112	1	47	0	159	1	0.6%
Union of European Football Associations	UEFA	21	0	111	0	132	0	0%
German National Anti-Doping Agency	NADA	0	0	122	0	122	0	0%
International Paralympic Committee	IPC	19	0	46	0	65	0	0%
International Skating Union	ISU	32	0	7	0	39	0	0%
International Olympic Committee	IOC	37	0	0	0	37	0	0%
US Anti-Doping Agency	USADA	5	0	30	0	35	0	0%
Olympic Council of Asia	OCA	27	0	0	0	27	0	0%
World Anti-Doping Agency	WADA-AMA	0	0	26	0	26	0	0%
International Association of Athletics Federations	IAAF	0	0	17	1	17	1	5.9%
Korea Anti-Doping Agency	KADA	6	0	10	0	16	0	0%
International Triathlon Union	ITU	12	0	0	0	12	0	0%
Association of Rowing Clubs	ACT	12	0	0	0	12	0	0%
Swedish Sports Confederation	RF	0	0	9	0	9	0	0%
Hungarian Anti-Doping Agency	HUNADO	0	0	7	0	7	0	0%
Algerian Football Federation	ALG-FOO	0	0	6	0	6	0	0%
National Anti-Doping Agency Austria GmbH	NADA Austria	1	0	4	0	5	0	0%
Irish Sports Council	ISC	0	0	5	0	5	0	0%
International Ski Federation	FIS	0	0	4	0	4	0	0%
Anti-Doping Norway	ADN	0	0	4	0	4	0	0%
Portugal Anti-Doping Agency	ADoP	0	0	3	0	3	0	0%
European Athletics Association	EA	1	0	1	1	2	1	50.0%
Netherlands Anti-Doping Authority	ADAN	0	0	1	0	1	0	0%
Anti-Doping Denmark	ADD	0	0	1	0	1	0	0%
Australian Sports Anti-Doping Authority	ASADA	0	0	1	0	1	0	0%
Luxembourg NADO	ALAD	0	0	1	0	1	0	0%
Antidoping Switzerland	SUI-NADO	1	0	0	0	1	0	0%
International Biathlon Union	IBU	0	0	1	0	1	0	0%
		775	2	977	3	1752	5	0.3%

Table 17: hGH Tests Conducted per Testing Authority

Testing Authority	ADAMS Code	Blood						
		IC Samples	AAF	OOB Samples	AAF	Total Samples	Total AAFs	% AAF
German National Anti-Doping Agency	NADA	2	-	835	-	837	0	0%
Australian Sports Anti-Doping Authority	ASADA	61	-	423	-	484	0	0%
US Anti-Doping Agency	USADA	40	-	415	-	455	0	0%
International Tennis Federation	ITF	5	-	376	-	381	0	0%
Russian National Anti-Doping Organization	RUSADA	116	-	264	-	380	0	0%
International Federation of Football Associations	FIFA	131	-	198	-	329	0	0%
International Olympic Committee	IOC	232	-	7	-	239	0	0%
International Ski Federation	FIS	1	-	226	-	227	0	0%
Chinese Anti-Doping Agency	CHINADA	28	-	188	-	216	0	0%
National Anti-Doping Agency -India	IND-NADO	14	-	190	-	204	0	0%
International Volleyball Federation	FIVB	-	-	167	-	167	0	0%
Portugal Anti-Doping Agency	ADoP	-	-	150	-	150	0	0%
International Cycling Union	UCI	84	-	45	-	129	0	0%
World Triathlon Corporation	WTC	-	-	124	-	124	0	0%
UK Anti-Doping	UKAD	73	-	42	-	115	0	0%
Olympic Council of Asia	OCA	110	-	-	-	110	0	0%
Canadian Centre for Ethics in Sport	CCES	22	-	79	-	101	0	0%
Italian National Olympic Committee	CONI	6	-	94	-	100	0	0%
Spain National Anti-Doping Agency	ESP-NADO	25	-	68	-	93	0	0%
French Anti-Doping Agency	AFLD-NADO	67	-	19	-	86	0	0%
International Paralympic Committee	IPC	25	-	59	-	84	0	0%
Czech Anti-Doping Committee	CADC	-	-	82	-	82	0	0%
Finnish Anti-Doping Agency	FINADA	-	-	81	-	81	0	0%
Irish Sports Council	ISC	-	-	73	-	73	0	0%
World Rugby	World Rugby	11	-	61	-	72	0	0%
Hungarian Anti-Doping Agency	HUNADO	-	-	72	-	72	0	0%
German Football Federation	GER-FOOT	64	-	8	-	72	0	0%
Romanian National Anti-Doping Agency	ANAD-Romania	2	-	53	-	55	0	0%
Cuban National Anti-Doping Agency	CUB-NADO	-	-	49	-	49	0	0%
Swedish Sports Confederation	RF	-	-	46	-	46	0	0%
Poland Commission Against Doping in Sports	PANDA	10	-	29	-	39	0	0%
Anti-Doping Norway	ADN	3	-	31	-	34	0	0%
Japan Anti-Doping Agency	JADA	-	-	33	-	33	0	0%
World Anti-Doping Agency	WADA-AMA	-	-	31	-	31	0	0%
International Weightlifting Federation	IWF	16	-	11	1	27	1	3.7%
Asian Paralympic Committee	APC	26	-	-	-	26	0	0%
Colombian NADO	COL-NADO	12	-	12	-	24	0	0%
Union of European Football Associations	UEFA	12	-	12	-	24	0	0%
South African Institute for Drug-Free Sport	SAIDS	5	-	18	-	23	0	0%
International Basketball Federation	FIBA	22	-	1	-	23	0	0%
Drug Free Sport New Zealand	DFSNZ	-	-	23	-	23	0	0%
Netherlands Anti-Doping Authority	ADAN	-	-	20	-	20	0	0%
Canadian Football League	CAN-CFL	-	-	12	-	12	0	0%
Korea Anti-Doping Agency	KADA	11	-	-	-	11	0	0%
Luxembourg NADO	ALAD	-	-	10	-	10	0	0%
Anti-Doping Denmark	ADD	4	-	6	-	10	0	0%
National Anti-Doping Agency Austria GmbH	NADA Austria	1	-	9	-	10	0	0%
South American Sports Organization	ODESUR	9	-	-	-	9	0	0%
Estonian Anti-Doping Agency	EADA	-	-	9	-	9	0	0%
Antidoping Switzerland	SUI-NADO	-	-	8	-	8	0	0%
International Rowing Federation	FISA	-	-	8	-	8	0	0%

Table 17: hGH Tests Conducted per Testing Authority

Testing Authority	ADAMS Code	Blood						% AAF
		IC Samples	IC AAF	OOB Samples	OOB AAF	Total Samples	Total AAFs	
Hong Kong Anti-Doping Committee	HKG-ADC	-	-	8	-	8	0	0%
United World Wrestling	UWW	-	-	7	-	7	0	0%
Algerian Football Federation	ALG-FOO	-	-	6	-	6	0	0%
German Swimming Federation	GER-AQ	5	-	-	-	5	0	0%
International Powerlifting Federation	IPF	-	-	5	-	5	0	0%
Anti-Doping Agency of Serbia	ADAS	-	-	3	-	3	0	0%
International Sailing Federation	ISAF	-	-	3	-	3	0	0%
International Skating Union	ISU	1	-	1	-	2	0	0%
World Association of Kickboxing Organizations	WAKO	-	-	2	-	2	0	0%
International Association of Athletics Federations	IAAF	-	-	2	-	2	0	0%
International Savate Federation	FIS-Savate	2	-	-	-	2	0	0%
Lithuanian Anti-Doping Agency	LTU-NADO	-	-	2	-	2	0	0%
German Athletics Federation	GER-ATH	-	-	1	-	1	0	0%
		1258	0	4817	1	6075	1	0.0%

Table 18: HBT (Transfusion) Tests Conducted per Testing Authority

Testing Authority	ADAMS Code	Blood						
		IC		OOC		Total	Total	%
		Samples	AAF	Samples	AAF	Samples	AAFs	AAF
International Tennis Federation	ITF	3	-	271	-	274	0	0%
Irish Sports Council	ISC	-	-	179	-	179	0	0%
Italian National Olympic Committee	CONI	150	-	6	-	156	0	0%
World Anti-Doping Agency	WADA-AMA	-	-	131	-	131	0	0%
German National Anti-Doping Agency	NADA	20	-	91	-	111	0	0%
International Olympic Committee	IOC	63	-	-	-	63	0	0%
Canadian Centre for Ethics in Sport	CCES	1	-	42	-	43	0	0%
Central American and Caribbean Sports Organization	ODECABE	36	-	-	-	36	0	0%
National Anti Doping Agency -India	IND-NADO	-	-	33	-	33	0	0%
Olympic Council of Asia	OCA	27	-	-	-	27	0	0%
Poland Commission Against Doping in Sports	PANDA	7	-	8	-	15	0	0%
Korea Anti-Doping Agency	KADA	13	-	-	-	13	0	0%
International Cycling Union	UCI	8	-	4	-	12	0	0%
Netherlands Anti-Doping Authority	ADAN	-	-	12	-	12	0	0%
International Association of Athletics Federations	IAAF	-	-	7	-	7	0	0%
International Triathlon Union	ITU	6	-	-	-	6	0	0%
Antidoping Switzerland	SUI-NADO	-	-	3	-	3	0	0%
International Skating Union	ISU	-	-	3	-	3	0	0%
International Ski Federation	FIS	-	-	2	-	2	0	0%
Anti-Doping Denmark	ADD	-	-	1	-	1	0	0%
International Paralympic Committee	IPC	-	-	1	-	1	0	0%
Anti-Doping Norway	ADN	-	-	1	-	1	0	0%
		334	0	795	0	1129	0	0.0%

Table 19: HBOCs Tests Conducted per Testing Authority

Testing Authority	ADAMS Code	IC		OOC		Total Samples	Total AAFs	% AAF
		Samples	AAF	Samples	AAF			
Australian Sports Anti-Doping Authority	ASADA	61	-	410	-	471	0	0%
International Tennis Federation	ITF	55	-	306	-	361	0	0%
National Anti Doping Agency -India	IND-NADO	14	-	281	-	295	0	0%
Irish Sports Council	ISC	-	-	182	-	182	0	0%
Antidoping Switzerland	SUI-NADO	7	-	133	-	140	0	0%
Italian National Olympic Committee	CONI	121	-	16	-	137	0	0%
Japan Anti-Doping Agency	JADA	-	-	91	-	91	0	0%
International Olympic Committee	IOC	91	-	-	-	91	0	0%
German Football Federation	GER-FOOT	64	-	8	-	72	0	0%
Central American and Caribbean Sports Organization	ODECABE	44	-	-	-	44	0	0%
International Paralympic Committee	IPC	22	-	22	-	44	0	0%
Poland Commission Against Doping in Sports	PANDA	10	-	27	-	37	0	0%
Turkish NOC- Anti-Doping Commission	TUR-NADO	37	-	-	-	37	0	0%
World Anti-Doping Agency	WADA-AMA	-	-	32	-	32	0	0%
World Rugby	World Rugby	4	-	18	-	22	0	0%
Drug Free Sport New Zealand	DFSNZ	-	-	19	-	19	0	0%
Netherlands Anti-Doping Authority	ADAN	-	-	12	-	12	0	0%
Association of Rowing Clubs	ACT	12	-	-	-	12	0	0%
International Triathlon Union	ITU	6	-	6	-	12	0	0%
International Weightlifting Federation	IWF	-	-	11	-	11	0	0%
International Cycling Union	UCI	-	-	5	-	5	0	0%
US Anti-Doping Agency	USADA	-	-	5	-	5	0	0%
UK Anti-Doping	UKAD	-	-	4	-	4	0	0%
Canadian Centre for Ethics in Sport	CCES	-	-	2	-	2	0	0%
World Triathlon Corporation	WTC	-	-	2	-	2	0	0%
Hong Kong Anti-Doping Committee	HKG-ADC	-	-	1	-	1	0	0%
International Ski Federation	FIS	-	-	1	-	1	0	0%
German National Anti-Doping Agency	NADA	-	-	1	-	1	0	0%
		548	0	1595	0	2143	0	0.0%

Table 20: ASOIF Sport - Aquatics

Testing Authority (TA)	ADAMS Code	Urine						Blood						Total Samples	% AAF
		IC		AAF		OOC		IC		AAF		OOC			
		Samples	ATF	AAF	Samples	ATF	AAF	Samples	ATF	AAF	Samples	ATF	AAF		
Chinese Anti-Doping Agency	CHINA	722	-	4	984	-	3	5	-	-	33	-	-	1744	0.4%
International Swimming Federation	FINA	708	-	2	853	-	6	-	-	-	-	-	-	1561	0.5%
Russian National Anti-Doping Organization	RUSADA	292	-	2	707	-	-	35	-	-	43	-	-	1077	0.2%
US Anti-Doping Agency	USADA	369	-	5	389	1	-	-	-	-	4	-	-	762	0.7%
Australian Sports Anti-Doping Authority	ASADA	233	1	3	218	1	-	-	-	-	37	-	-	488	0.6%
German National Anti-Doping Agency	NADA	4	-	-	391	-	-	-	-	-	36	-	-	431	0.0%
Japan Anti-Doping Agency	JADA	172	-	-	191	-	-	-	-	-	19	-	-	382	0.0%
European Swimming League	LEN	300	1	-	1	-	-	-	-	-	-	-	-	301	0.0%
Italian National Olympic Committee	CONI	272	1	1	16	1	-	-	-	-	12	-	-	300	0.3%
Spain National Anti-Doping Agency	ESP-NADO	232	7	2	48	1	-	15	-	-	5	-	-	300	0.7%
French Anti-Doping Agency	AFD-NADO	126	-	-	98	-	-	-	-	-	-	-	-	224	0.0%
Olympic Council of Asia	OCA	206	-	-	-	-	-	17	-	-	-	-	-	223	0.0%
German Swimming Federation	GER-AQ	169	-	-	-	-	-	5	-	-	-	-	-	174	0.0%
Turkish NOC- Anti-Doping Commission	TUR-NADO	145	-	-	8	-	-	-	-	-	-	-	-	153	0.0%
Antidoping Switzerland	SUI-NADO	58	-	1	84	-	-	1	-	-	7	-	-	150	0.7%
Netherlands Anti-Doping Authority	ADAN	77	-	1	65	-	-	-	-	-	6	-	-	148	0.7%
Italian Ministry of Health Department	CVD-CONI	137	-	3	-	-	-	-	-	-	-	-	-	137	2.2%
Cuban National Anti-Doping Agency	CUB-NADO	20	-	-	106	-	-	-	-	-	-	-	-	126	0.0%
National Anti Doping Agency -India	IND-NADO	74	-	-	50	-	-	-	-	-	-	-	-	124	0.0%
Korea Anti-Doping Agency	KADA	67	-	-	45	-	1	7	-	-	5	-	-	124	0.8%
Mexican National Commission for Physical Education and Sport	CONADE-MEX	50	1	1	73	-	3	-	-	-	-	-	-	123	3.3%
Kazakhstan National Anti-Doping Centre	KAZ-NADO	-	-	-	123	4	-	-	-	-	-	-	-	123	0.0%
Commonwealth Games Federation	CGF	117	-	2	-	-	-	-	-	-	-	-	-	117	1.7%
Brazilian Aquatics Confederation	BRA-AQ	99	-	1	17	-	-	-	-	-	-	-	-	116	0.9%
Hungarian Anti-Doping Agency	HUNADO	45	-	-	57	-	-	-	-	-	9	-	-	111	0.0%
International Olympic Committee	IOC	85	-	-	-	-	-	24	-	-	-	-	-	109	0.0%
Poland Commission Against Doping in Sports	PANDA	80	-	-	27	-	-	-	-	-	-	-	-	107	0.0%
Canadian Centre for Ethics in Sport	CCES	25	-	1	81	-	-	-	-	-	-	-	-	106	0.9%
Colombian NADO	COL-NADO	97	-	2	6	-	-	-	-	-	-	-	-	103	1.9%
Anti-Doping Singapore	ADS	64	-	1	39	-	-	-	-	-	-	-	-	103	1.0%
Swedish Sports Confederation	RF	38	-	-	60	-	-	-	-	-	5	-	-	103	0.0%
Czech Anti-Doping Committee	CADC	77	-	-	16	-	-	-	-	-	5	-	-	98	0.0%
Venezuela NADO	VEN-NADO	59	-	-	36	-	-	-	-	-	-	-	-	95	0.0%
Romanian National Anti-Doping Agency	ANAD-Romania	61	-	-	33	-	-	-	-	-	-	-	-	94	0.0%
Kazakhstan Swimming Federation	KAZ-AQ	90	-	-	-	-	-	-	-	-	-	-	-	90	0.0%
Central American and Caribbean Sports Organization	OCECABE	82	-	-	-	-	-	-	-	-	-	-	-	82	0.0%
Anti-Doping Denmark	ADD	17	-	-	62	-	-	-	-	-	1	-	-	80	0.0%
South African Institute for Drug-Free Sport	SAIDS	50	-	1	29	-	-	-	-	-	-	-	-	79	1.3%
Finnish Anti-Doping Agency	FINADA	39	-	-	39	-	-	-	-	-	1	-	-	79	0.0%
UK Anti-Doping	UKAD	35	-	-	50	-	-	-	-	-	1	-	-	78	0.0%
National Anti-Doping Agency Austria GmbH	NADA Austria	23	-	-	52	-	-	1	-	-	-	-	-	76	0.0%
Croatian Institute for Toxicology and Anti-Doping	CITA	35	1	-	32	1	-	-	-	-	-	-	-	67	0.0%
Anti-Doping Norway	ADN	18	-	-	36	-	-	-	-	-	1	-	-	63	0.0%
Irish Sports Council	ISC	10	-	-	22	-	-	-	-	-	31	-	-	63	0.0%
Hong Kong Amateur Swimming Association	HKG-AQ	56	1	-	-	-	-	-	-	-	-	-	-	56	0.0%
Anti-Doping Agency of Serbia	ADAS	43	-	-	7	-	-	-	-	-	-	-	-	50	0.0%
NADO Flanders	NADOF	23	-	2	21	-	-	-	-	-	-	-	-	44	4.5%
Hong Kong Anti-Doping Committee	HKG-ADC	6	-	-	34	-	-	-	-	-	3	-	-	43	0.0%
United Arab Emirates National Anti-doping Committee	UAE-NADO	43	-	-	-	-	-	-	-	-	-	-	-	43	0.0%
South American Sports Organization	ODESUR	41	-	-	-	-	-	-	-	-	-	-	-	41	0.0%
French Community of Belgium NADO	BEL-CFWB	36	-	-	4	-	-	-	-	-	-	-	-	40	0.0%
Anti-Doping Agency of Malaysia	ADAMAS	37	-	-	3	-	-	-	-	-	-	-	-	40	0.0%
Portugal Anti-Doping Agency	ADoP	20	-	-	11	-	-	-	-	-	8	-	-	39	0.0%
Sports Authority of Thailand	THA-NADO	22	-	-	12	-	-	-	-	-	-	-	-	34	0.0%
Drug Free Sport New Zealand	DFSNZ	12	-	-	19	-	-	-	-	-	-	-	-	31	0.0%
Cyprus Anti-Doping Authority	CYADA	29	-	-	1	-	-	-	-	-	-	-	-	30	0.0%
Israeli NADO	ISR-NADO	18	-	-	8	-	-	-	-	-	-	-	-	26	0.0%
Belarus National Anti-Doping Agency	BNADA	6	-	1	18	-	-	-	-	-	-	-	-	24	4.2%
Africa Zone VI RADO	AFR-RADO-VI	20	-	-	3	-	-	-	-	-	-	-	-	23	0.0%
Slovak Anti-Doping Agency	SADA	18	-	1	3	-	-	-	-	-	-	-	-	21	4.8%
Central Asia RADO	RADOCA-RADO	-	-	-	21	-	-	-	-	-	-	-	-	21	0.0%
Bulgarian Anti-doping Center	BUL-NADO	12	-	-	8	-	-	-	-	-	-	-	-	20	0.0%
Italian Swimming Federation	ITA-AQ	19	-	1	-	-	-	-	-	-	-	-	-	19	5.3%
Luxembourg NADO	ALAD	11	-	-	4	-	-	-	-	-	3	-	-	18	0.0%
Hellenic National Council for Combatting Doping	ESKAN	14	-	-	2	-	-	-	-	-	-	-	-	16	0.0%
Algerian National Anti-Doping Organization	ALG-NADO	16	-	-	-	-	-	-	-	-	-	-	-	16	0.0%
Egyptian National Anti-doping Organization	EGY-NADO	14	-	2	-	-	-	-	-	-	-	-	-	14	14.3%
Uruguay Anti-Doping	URU-NADO	12	-	-	1	-	-	-	-	-	-	-	-	13	0.0%
Puerto Rico Anti-Doping Organization	PUR-NADO	6	-	-	6	-	-	-	-	-	-	-	-	12	0.0%
Chinese Taipei Anti-Doping Agency	CTADA	-	-	-	12	-	-	-	-	-	-	-	-	12	0.0%
Agency for Anti-Doping Control of Bosnia and Herzegovina	BIH-NADO	12	-	-	-	-	-	-	-	-	-	-	-	12	0.0%

Table 20: ASOIF Sport - Aquatics (continued)

Testing Authority (TA)	ADAMS Code	Urine						Blood						Total Samples	% AAF
		IC			OOC			IC			OOC				
		Samples	ATF	AAF	Samples	ATF	AAF	Samples	ATF	AAF	Samples	ATF	AAF		
Spanish Swimming Federation	ESP-AQ	12	-	-	-	-	-	-	-	-	-	-	-	12	0.0%
Bermuda Sport Anti-Doping Authority	BSADA	7	-	-	5	-	-	-	-	-	-	-	-	12	0.0%
Eastern Europe RADO	E-EUR-RADO	-	-	-	11	-	-	-	-	-	-	-	-	11	0.0%
Bahamas Anti-Doping Commission	BADC	10	1	1	-	-	-	-	-	-	-	-	-	10	10.0%
Monaco Anti-Doping Committee	CMA Monaco	10	-	-	-	-	-	-	-	-	-	-	-	10	0.0%
Africa Zone I RADO	AFR-RADO-I	9	-	-	-	-	-	-	-	-	-	-	-	9	0.0%
South East Asia RADO	SE-ASIA-RADO	-	-	-	9	-	-	-	-	-	-	-	-	9	0.0%
Bolivian Sports Organization	ODEBO	9	-	-	-	-	-	-	-	-	-	-	-	9	0.0%
Chilean National Anti-Doping Commission	CHI-NADO	6	-	-	3	-	-	-	-	-	-	-	-	9	0.0%
Saudi Arabian Antidoping Committee	KSA-NADO	8	-	-	-	-	-	-	-	-	-	-	-	8	0.0%
Estonian Anti-Doping Agency	EADA	2	-	-	5	-	-	-	-	-	-	-	-	7	0.0%
Caribbean RADO	CAR-RADO	-	-	-	6	-	-	-	-	-	-	-	-	6	0.0%
Guatemala NADO	GUA-OAD	-	-	-	5	-	-	-	-	-	-	-	-	5	0.0%
West Asia RADO	W-ASIA-RADO	-	-	-	5	-	-	-	-	-	-	-	-	5	0.0%
World Underwater Federation	CMAS	5	-	2	-	-	-	-	-	-	-	-	-	5	40.0%
Kuwait Anti-Doping Committee	KUW-NADO	-	-	-	5	-	-	-	-	-	-	-	-	5	0.0%
Oceania RADO	O-RADO	2	-	-	2	-	-	-	-	-	-	-	-	4	0.0%
Slovenian Antidoping Organization	SLOADO	-	-	-	4	-	-	-	-	-	-	-	-	4	0.0%
Basque Government	ESP-Vasco	4	-	-	-	-	-	-	-	-	-	-	-	4	0.0%
Vietnam Anti-Doping & Sports Medicine Agency	VADA	4	-	-	-	-	-	-	-	-	-	-	-	4	0.0%
Anti-Doping Commission of Malta	MLT-NADO	2	-	-	-	-	-	-	-	-	-	-	-	2	0.0%
Africa Zone II & III RADO	AFR-RADO-II-III	-	-	-	2	-	-	-	-	-	-	-	-	2	0.0%
National Olympic and Sports Association of Iceland	ISL-NADO	-	-	-	2	-	-	-	-	-	-	-	-	2	0.0%
Jordan Anti-doping Organization	JADO	-	-	-	2	-	-	-	-	-	-	-	-	2	0.0%
National Anti-Doping Agency of Tunisia	ANAD	2	-	-	-	-	-	-	-	-	-	-	-	2	0.0%
Anti-Doping department of State Sports Medicine Centre	LAT-NADO	2	-	-	-	-	-	-	-	-	-	-	-	2	0.0%
Georgian Anti-Doping Agency	GEO-NADO	-	-	-	2	-	-	-	-	-	-	-	-	2	0.0%
Palau National Olympic Committee	PLW-NOC	-	-	-	1	-	-	-	-	-	-	-	-	1	0.0%
Andorran National Anti-Doping Commission	AND-NADO	-	-	-	1	-	-	-	-	-	-	-	-	1	0.0%
National Anti-doping Center of Ukraine	NADC Ukraine	1	-	1	-	-	-	-	-	-	-	-	-	1	100%
Sri Lanka Anti Doping Agency	SRI-NADO	-	-	-	1	-	-	-	-	-	-	-	-	1	0.0%
Ecuador NADO	ECU-NADO	-	-	-	1	-	-	-	-	-	-	-	-	1	0.0%
National Anti-Doping Commission of Barbados	NADC	-	-	-	1	-	-	-	-	-	-	-	-	1	0.0%
		6320	14	44	5415	9	13	110	-	-	275	-	-	12120	

Table 21: ASOIF Sport - Archery

Testing Authority (TA)	ADAMS Code	Urine						Blood						Total Samples	% AAF
		IC			OOC			IC			OOC				
		Samples	ATF	AAF	Samples	ATF	AAF	Samples	ATF	AAF	Samples	ATF	AAF		
World Archery Federation	WA	120	-	-	31	-	-	-	-	-	-	-	-	151	0.0%
National Anti Doping Agency -India	IND-NADO	-	-	-	86	-	-	-	-	-	-	-	-	86	0.0%
Chinese Anti-Doping Agency	CHINADA	48	-	-	11	-	-	-	-	-	-	-	-	59	0.0%
French Anti-Doping Agency	AFLD-NADO	53	-	2	6	-	-	-	-	-	-	-	-	59	3.4%
Japan Anti-Doping Agency	JADA	32	-	-	15	-	-	-	-	-	-	-	-	47	0.0%
US Anti-Doping Agency	USADA	23	-	-	14	-	-	-	-	-	-	-	-	37	0.0%
Russian National Anti-Doping Organization	RUSADA	24	-	-	12	-	-	-	-	-	-	-	-	36	0.0%
Korea Anti-Doping Agency	KADA	18	-	-	16	-	-	-	-	-	-	-	-	34	0.0%
Kazakhstan National Anti-Doping Centre	KAZ-NADO	-	-	-	33	-	-	-	-	-	-	-	-	33	0.0%
Italian Ministry of Health Department	CVD-CONI	32	-	3	-	-	-	-	-	-	-	-	-	32	9.4%
Turkish NOC- Anti-Doping Commission	TUR-NADO	17	-	-	-	-	-	-	-	-	-	-	-	17	0.0%
Poland Commission Against Doping in Sports	PANDA	16	-	-	-	-	-	-	-	-	-	-	-	16	0.0%
Central American and Caribbean Sports Organization	ODECABE	16	-	-	-	-	-	-	-	-	-	-	-	16	0.0%
Archery Europe/Mediterranean	EMAU	16	-	-	-	-	-	-	-	-	-	-	-	16	0.0%
Mexican National Commission for Physical Education and Sport	CONADE-MEX	15	-	-	-	-	-	-	-	-	-	-	-	15	0.0%
Italian National Olympic Committee	CONI	15	-	-	-	-	-	-	-	-	-	-	-	15	0.0%
Olympic Council of Asia	OCA	13	-	-	-	-	-	-	-	-	-	-	-	13	0.0%
Mexican Archery Federation	MEX-AR	-	-	-	12	-	-	-	-	-	-	-	-	12	0.0%
International University Sport Federation	FISU	12	-	-	-	-	-	-	-	-	-	-	-	12	0.0%
German Shooting Sport and Archery Federation	GER-SH	12	-	-	-	-	-	-	-	-	-	-	-	12	0.0%
Sports Authority of Thailand	THA-NADO	8	-	-	4	-	-	-	-	-	-	-	-	12	0.0%
Netherlands Anti-Doping Authority	ADAN	10	-	-	-	-	-	-	-	-	-	-	-	10	0.0%
Mongolian National Anti-Doping Organization	MGL-NADO	10	-	-	-	-	-	-	-	-	-	-	-	10	0.0%
Romanian National Anti-Doping Agency	ANAD-Romania	-	-	-	9	-	-	-	-	-	-	-	-	9	0.0%
Finnish Anti-Doping Agency	FINADA	9	-	-	-	-	-	-	-	-	-	-	-	9	0.0%
Cuban National Anti-Doping Agency	CUB-NADO	-	-	-	8	-	-	-	-	-	-	-	-	8	0.0%
German National Anti-Doping Agency	NADA	-	-	-	8	-	-	-	-	-	-	-	-	8	0.0%
Saudi Arabian Antidoping Committee	KSA-NADO	6	-	-	2	-	-	-	-	-	-	-	-	8	0.0%
Chinese Taipei Anti-Doping Agency	CTADA	-	-	-	8	-	-	-	-	-	-	-	-	8	0.0%
South African Institute for Drug-Free Sport	SAIDS	6	-	-	-	-	-	-	-	-	-	-	-	6	0.0%
Egyptian National Anti-doping Organization	EGY-NADO	6	-	-	-	-	-	-	-	-	-	-	-	6	0.0%
Georgian Anti-Doping Agency	GEO-NADO	-	-	-	6	-	-	-	-	-	-	-	-	6	0.0%
NADO Flanders	NADOF	6	-	-	-	-	-	-	-	-	-	-	-	6	0.0%
Guatemala NADO	GUA-OAD	3	-	-	2	-	-	-	-	-	-	-	-	5	0.0%
Hungarian Anti-Doping Agency	HUNADO	3	-	-	2	-	-	-	-	-	-	-	-	5	0.0%
Anti-Doping Agency of Malaysia	ADAMAS	2	-	-	3	-	-	-	-	-	-	-	-	5	0.0%
Spain National Anti-Doping Agency	ESP-NADO	4	-	-	-	-	-	-	-	-	-	-	-	4	0.0%
Namibia National Olympic Committee	NAM-NOC	4	-	-	-	-	-	-	-	-	-	-	-	4	0.0%
Anti-Doping Denmark	ADD	4	-	-	-	-	-	-	-	-	-	-	-	4	0.0%
Colombian NADO	COL-NADO	4	-	-	-	-	-	-	-	-	-	-	-	4	0.0%
Croatian Institute for Toxicology and Anti-Doping	CITA	4	-	-	-	-	-	-	-	-	-	-	-	4	0.0%
Qatar Antidoping Commission	QADC	-	-	-	4	-	-	-	-	-	-	-	-	4	0.0%
South American Sports Organization	ODESUR	4	-	-	-	-	-	-	-	-	-	-	-	4	0.0%
National Anti-Doping Agency Austria GmbH	NADA Austria	-	-	-	4	-	1	-	-	-	-	-	-	4	25.0%
International Olympic Committee	IOC	4	-	-	-	-	-	-	-	-	-	-	-	4	0.0%
Hong Kong Anti-Doping Committee	HKG-ADC	-	-	-	3	-	-	-	-	-	-	-	-	3	0.0%
United Arab Emirates National Anti-doping Committee	UAE-NADO	-	-	-	3	-	-	-	-	-	-	-	-	3	0.0%
South Asia RADO	S-ASIA-RADO	-	-	-	3	-	-	-	-	-	-	-	-	3	0.0%
Slovak Anti-Doping Agency	SADA	2	-	-	-	-	-	-	-	-	-	-	-	2	0.0%
Portugal Anti-Doping Agency	ADoP	2	-	-	-	-	-	-	-	-	-	-	-	2	0.0%
German Youth Force Sports Association	GER-DJK	2	-	1	-	-	-	-	-	-	-	-	-	2	50.0%
Bulgarian Anti-doping Center	BUL-NADO	-	-	-	2	-	-	-	-	-	-	-	-	2	0.0%
SportAccord Event Organiser	SA Event Organiser	-	-	-	1	-	-	-	-	-	-	-	-	1	0.0%
Oceania RADO	O-RADO	-	-	-	1	-	-	-	-	-	-	-	-	1	0.0%
Israeli NADO	ISR-NADO	-	-	-	1	-	-	-	-	-	-	-	-	1	0.0%
National Anti-Doping Commission of Barbados	NADC	-	-	-	1	-	-	-	-	-	-	-	-	1	0.0%
French Community of Belgium NADO	BEL-CFWB	-	-	-	1	-	-	-	-	-	-	-	-	1	0.0%
Luxembourg NADO	ALAD	-	-	-	1	-	-	-	-	-	-	-	-	1	0.0%
		585	-	6	313	-	1	-	-	-	-	-	-	898	

Table 22: ASOIF Sport - Athletics

Testing Authority (TA)	ADAMS Code	Urine						Blood						Total Samples	% AAF
		IC			OOC			IC			OOC				
		Samples	ATF	AAF	Samples	ATF	AAF	Samples	ATF	AAF	Samples	ATF	AAF		
International Association of Athletics Federations	IAAF	2013	5	15	1808	1	10	-	-	-	20	-	1	3841	0.7%
Chinese Anti-Doping Agency	CHINADA	1361	-	10	1458	4	3	11	-	-	88	-	-	2918	0.4%
Russian National Anti-Doping Organization	RUSADA	783	-	16	760	-	8	-	-	-	64	-	-	1607	1.5%
US Anti-Doping Agency	USADA	469	2	7	815	3	3	9	-	-	133	-	-	1426	0.7%
French Anti-Doping Agency	AFLD-NADO	971	4	10	143	-	1	165	-	1	20	-	1	1299	1.0%
National Anti Doping Agency -India	IND-NADO	699	-	24	472	-	5	-	-	-	75	-	-	1246	2.3%
German National Anti-Doping Agency	NADA	12	-	1	733	-	-	-	-	-	176	-	-	921	0.1%
European Athletics Association	EA	848	2	8	-	-	-	1	-	-	1	-	1	850	1.1%
Turkish NOC- Anti-Doping Commission	TUR-NADO	482	1	3	147	-	2	37	-	-	-	-	-	666	0.8%
Brazilian Athletics Confederation	BRA-ATH	628	-	12	28	-	2	-	-	-	-	-	-	656	2.1%
Japan Anti-Doping Agency	JADA	387	-	-	202	-	-	-	-	-	37	-	-	626	0.0%
Italian National Olympic Committee	CONI	258	1	6	135	2	-	16	-	-	36	-	-	445	1.3%
Spain National Anti-Doping Agency	ESP-NADO	366	12	1	73	-	-	-	-	-	6	-	-	445	0.2%
UK Anti-Doping	UKAD	135	-	1	242	-	1	-	-	-	11	-	-	388	0.5%
Portugal Anti-Doping Agency	ADoP	214	-	1	107	-	-	-	-	-	53	1	-	374	0.3%
German Athletics Federation	GER-ATH	331	-	3	-	-	-	-	-	-	1	-	-	332	0.9%
Swedish Sports Confederation	RF	101	1	1	222	2	8	-	-	-	4	-	-	327	2.8%
Poland Commission Against Doping in Sports	PANDA	133	-	-	183	2	1	5	-	-	-	-	-	321	0.3%
Olympic Council of Asia	OCA	267	-	1	-	-	-	40	-	-	-	-	-	307	0.3%
Cuban National Anti-Doping Agency	CUB-NADO	63	2	-	244	1	-	-	-	-	-	-	-	307	0.0%
Romanian National Anti-Doping Agency	ANAD-Romania	237	-	3	53	-	2	2	-	-	9	-	-	301	1.7%
Australian Sports Anti-Doping Authority	ASADA	86	-	-	173	-	-	-	-	-	35	-	-	294	0.0%
South African Institute for Drug-Free Sport	SAIDS	241	-	11	25	-	-	-	-	-	-	-	-	266	4.1%
Italian Ministry of Health Department	CVD-CONI	259	-	5	-	-	-	-	-	-	-	-	-	259	1.9%
Antidoping Switzerland	SUI-NADO	99	-	1	145	-	-	1	-	-	14	-	-	259	0.4%
Jamaica Anti-Doping Commission	JADCO	122	-	-	119	-	-	-	-	-	-	-	-	241	0.0%
Irish Sports Council	ISC	32	1	-	98	-	1	-	-	-	101	-	-	231	0.4%
Commonwealth Games Federation	CGF	225	-	1	-	-	-	-	-	-	-	-	-	225	0.3%
NADO Flanders	NADOF	162	-	3	38	-	1	-	-	-	-	-	-	200	2.0%
Mexican National Commission for Physical Education and Sport	CONADE-MEX	158	1	14	39	-	-	-	-	-	-	-	-	197	7.1%
Canadian Centre for Ethics in Sport	CCES	102	-	-	89	-	-	-	-	-	3	-	-	194	0.0%
Netherlands Anti-Doping Authority	ADAN	97	1	-	65	-	1	-	-	-	21	-	-	183	0.5%
Anti-Doping Norway	ADN	65	-	1	99	-	-	-	-	-	11	-	-	175	0.4%
Korea Anti-Doping Agency	KADA	140	-	-	28	-	-	6	-	-	-	-	-	174	0.0%
Finnish Anti-Doping Agency	FINADA	75	-	-	89	-	-	-	-	-	5	-	-	169	0.0%
Central American and Caribbean Sports Organization	ODECABE	102	-	1	-	-	-	48	-	-	-	-	-	150	0.7%
Czech Anti-Doping Committee	CADC	74	3	-	39	-	-	-	-	-	22	-	-	135	0.0%
Anti-Doping Denmark	ADD	49	-	-	59	-	1	-	-	-	1	-	-	109	0.9%
Kazakhstan National Anti-Doping Centre	KAZ-NADO	56	2	3	49	-	-	-	-	-	-	-	-	105	2.9%
National Anti-Doping Agency Austria GmbH	NADA Austria	49	-	1	53	-	-	-	-	-	-	-	-	102	1.0%
Anti-Doping Agency of Malaysia	ADAMAS	79	-	1	18	-	-	-	-	-	-	-	-	97	1.0%
International Olympic Committee	IOC	73	-	-	-	-	-	23	-	-	-	-	-	96	0.0%
Hungarian Anti-Doping Agency	HUNADO	44	-	-	48	-	-	-	-	-	2	-	-	94	0.0%
Africa Zone I RADO	AFR-RADO-I	91	-	4	-	-	-	-	-	-	-	-	-	91	4.4%
Colombian NADO	COL-NADO	76	-	1	11	-	-	-	-	-	-	-	-	87	1.1%
Anti-Doping Agency of Serbia	ADAS	62	-	1	23	1	-	-	-	-	-	-	-	85	1.2%
Drug Free Sport New Zealand	DFSNZ	33	-	-	46	-	-	-	-	-	4	-	-	83	0.0%
Hellenic National Council for Combatting Doping	ESKAN	71	-	3	6	-	-	-	-	-	-	-	-	77	3.9%
Sports Authority of Thailand	THA-NADO	29	-	-	46	-	-	-	-	-	-	-	-	75	0.0%
Chinese Taipei Anti-Doping Agency	CTADA	42	-	1	24	-	-	-	-	-	-	-	-	66	1.5%
Kuwait Anti-Doping Committee	KUW-NADO	64	-	-	-	-	-	-	-	-	-	-	-	64	0.0%
Venezuela NADO	VEN-NADO	38	-	1	19	-	-	-	-	-	-	-	-	57	1.8%
Kenya Athletics Federation	KEN-ATHL	52	-	-	-	-	-	-	-	-	-	-	-	52	0.0%
Cyprus Anti-Doping Authority	CYADA	29	-	-	18	-	-	-	-	-	-	-	-	47	0.0%
Slovak Anti-Doping Agency	SADA	41	-	1	5	-	-	-	-	-	-	-	-	46	2.2%
Caribbean RADO	CAR-RADO	5	-	-	41	-	-	-	-	-	-	-	-	46	0.0%
Qatar Antidoping Commission	QADC	32	-	-	13	-	-	-	-	-	-	-	-	45	0.0%
Basque Government	ESP-Vasco	44	-	1	-	-	-	-	-	-	-	-	-	44	2.3%
Slovenian Antidoping Organization	SLOADO	37	-	-	6	-	-	-	-	-	-	-	-	43	0.0%
Saudi Arabian Antidoping Committee	KSA-NADO	38	-	2	5	-	-	-	-	-	-	-	-	43	4.7%
Algerian National Anti-Doping Organization	ALG-NADO	21	-	-	21	-	-	-	-	-	-	-	-	42	0.0%
Bulgarian Anti-doping Center	BUL-NADO	18	-	-	24	-	-	-	-	-	-	-	-	42	0.0%
Asian Athletics Association	AAA	41	-	-	-	-	-	-	-	-	-	-	-	41	0.0%
South American Sports Organization	ODESUR	38	-	-	-	-	-	-	-	-	-	-	-	38	0.0%
Africa Zone V RADO	AFR-RADO-V	21	-	-	17	-	-	-	-	-	-	-	-	38	0.0%
Bermuda Sport Anti- Doping Authority	BSADA	25	-	-	13	-	-	-	-	-	-	-	-	38	0.0%
Africa Zone VI RADO	AFR-RADO-VI	29	-	-	9	-	-	-	-	-	-	-	-	38	0.0%
French Community of Belgium NADO	BEL-CFWB	18	-	-	19	-	-	-	-	-	-	-	-	37	0.0%
Agency for Anti-Doping Control of Bosnia and Herzegovina	BIH-NADO	20	-	-	17	-	-	-	-	-	-	-	-	37	0.0%
Egyptian National Anti-doping Organization	EGY-NADO	30	-	1	4	-	-	-	-	-	-	-	-	34	2.9%
Italian Athletics Federation	ITA-ATH	34	-	1	-	-	-	-	-	-	-	-	-	34	2.9%
Anti-Doping Singapore	ADS	-	-	-	33	-	-	-	-	-	-	-	-	33	0.0%
Niger Athletics Federation	NIG-ATHL	26	-	-	7	-	-	-	-	-	-	-	-	33	0.0%

Table 22: ASOIF Sport - Athletics (continued)

Testing Authority (TA)	ADAMS Code	Urine						Blood						Total Samples	% AAF
		IC			OOC			IC			OOC				
		Samples	ATF	AAF	Samples	ATF	AAF	Samples	ATF	AAF	Samples	ATF	AAF		
Sri Lanka Anti Doping Agency	SRI-NADO	32	-	1	-	-	-	-	-	-	-	-	-	32	3.1%
Israeli NADO	ISR-NADO	23	-	-	9	-	1	-	-	-	-	-	-	32	3.1%
Estonian Anti-Doping Agency	EADA	7	-	-	23	-	-	-	-	-	1	-	-	31	0.0%
Luxembourg NADO	ALAD	30	-	-	1	-	-	-	-	-	-	-	-	31	0.0%
Macau Sport Development Institute	MAC-NADO	30	-	-	-	-	-	-	-	-	-	-	-	30	0.0%
Uruguay Anti-Doping	URU-NADO	27	-	1	2	-	-	-	-	-	-	-	-	29	3.4%
Mexican Federation of Athletics	MEX-AT	28	-	3	-	-	-	-	-	-	-	-	-	28	10.7%
World Anti-Doping Agency	WADA-AMA	-	-	-	16	-	-	-	-	-	12	-	-	28	0.0%
Croatian Institute for Toxicology and Anti-Doping	CITA	16	-	1	12	-	-	-	-	-	-	-	-	28	3.6%
Dominican Sports Medicine Federation	FEDOMEDE	15	-	1	6	-	-	-	-	-	-	-	-	21	4.8%
Guatemala NADO	GUA-OAD	16	-	4	4	-	1	-	-	-	-	-	-	20	25.0%
Puerto Rico Anti-Doping Organization	PUR-NADO	12	-	-	8	-	-	-	-	-	-	-	-	20	0.0%
Indonesian Anti-Doping Agency	INADA	19	-	-	-	-	-	-	-	-	-	-	-	19	0.0%
Hong Kong Anti-Doping Committee	HKG-ADC	4	-	-	13	-	-	-	-	-	1	-	-	18	0.0%
National Anti-Doping Commission of Barbados	NADC	17	-	-	-	-	-	-	-	-	-	-	-	17	0.0%
Anti-Doping department of State Sports Medicine Centre	LAT-NADO	-	-	-	16	-	-	-	-	-	-	-	-	16	0.0%
Central American and Caribbean Athletic Association	NACAC	16	-	-	-	-	-	-	-	-	-	-	-	16	0.0%
Braslian Authority on Anti-Doping Control	ABCD	14	-	-	-	-	-	-	-	-	-	-	-	14	0.0%
Bolivian Sports Organization	ODEBO	13	-	2	-	-	-	-	-	-	-	-	-	13	15.4%
Chilean National Anti-Doping Commission	CHI-NADO	12	-	1	-	-	-	-	-	-	-	-	-	12	8.3%
Trinidad and Tobago National Amateur Athletic Association	TRI-NAAATT	12	-	-	-	-	-	-	-	-	-	-	-	12	0.0%
Belarus National Anti-Doping Agency	BNADA	1	-	-	10	-	-	-	-	-	-	-	-	11	0.0%
United Arab Emirates National Anti-doping Committee	UAE-NADO	5	-	-	6	1	1	-	-	-	-	-	-	11	9.1%
Lithuanian Anti-Doping Agency	LTU-NADO	8	-	-	3	-	-	-	-	-	-	-	-	11	0.0%
Lebanese Athletics Federation	LIB-ATH	11	-	-	-	-	-	-	-	-	-	-	-	11	0.0%
Africa Zone II & III RADO	AFR-RADO-II-III	8	-	-	2	-	-	-	-	-	-	-	-	10	0.0%
National Anti-Doping Agency of Tunisia	ANAD	10	-	-	-	-	-	-	-	-	-	-	-	10	0.0%
National Olympic and Sports Association of Iceland	ISL-NADO	8	-	-	2	-	-	-	-	-	-	-	-	10	0.0%
European Masters Athletics Federation	EMA	10	-	3	-	-	-	-	-	-	-	-	-	10	30.0%
Peruvian National Anti-Doping Commission	PER-NADO	10	-	1	-	-	-	-	-	-	-	-	-	10	10.0%
I.R Iran National Anti-Doping Organization	IRI-NADO	8	-	1	1	-	-	-	-	-	-	-	-	9	11.1%
South East Asia RADO	SE-ASIA-RADO	-	-	-	9	-	-	-	-	-	-	-	-	9	0.0%
Vietnam Anti-Doping & Sports Medicine Agency	VADA	9	-	-	-	-	-	-	-	-	-	-	-	9	0.0%
Anti-Doping Commission of Malta	MLT-NADO	7	-	-	1	-	-	-	-	-	-	-	-	8	0.0%
Mauritius Amateur Athletics Federation	MRI-ATHL	8	-	-	-	-	-	-	-	-	-	-	-	8	0.0%
Oceania RADO	O-RADO	4	-	-	4	-	-	-	-	-	-	-	-	8	0.0%
Angolan Athletics Federation	ANG-ATH	6	-	-	-	-	-	-	-	-	-	-	-	6	0.0%
Bahamas Anti-Doping Commission	BADC	6	-	-	-	-	-	-	-	-	-	-	-	6	0.0%
Eastern Europe RADO	E-EUR-RADO	-	-	-	6	-	-	-	-	-	-	-	-	6	0.0%
Gulf States and Yemen RADO	GSY-RADO	6	-	-	-	-	-	-	-	-	-	-	-	6	0.0%
Botswana National Olympic Committee	BOT-OC	6	-	-	-	-	-	-	-	-	-	-	-	6	0.0%
Lesotho Ministry of Sport and Recreation	LES-NADO	6	-	2	-	-	-	-	-	-	-	-	-	6	33.3%
Central Asia RADO	RADOCA-RADO	-	-	-	6	-	-	-	-	-	-	-	-	6	0.0%
Mali Athletics Federation	MLI-ATH	5	-	-	-	-	-	-	-	-	-	-	-	5	0.0%
Andorran National Anti-Doping Commission	AND-NADO	4	-	-	1	-	-	-	-	-	-	-	-	5	0.0%
Libya National Olympic Committee	COL	5	-	-	-	-	-	-	-	-	-	-	-	5	0.0%
West Asia RADO	W-ASIA-RADO	-	-	-	5	-	-	-	-	-	-	-	-	5	0.0%
Georgian Anti-Doping Agency	GEO-NADO	-	-	-	5	-	-	-	-	-	-	-	-	5	0.0%
Spanish Athletics Federation	ESP-ATH	3	-	-	1	-	-	-	-	-	-	-	-	4	0.0%
Chinese Taipei Track & Field Association	CTTFA	4	-	-	-	-	-	-	-	-	-	-	-	4	0.0%
International Military Sports Council	CISM	4	-	-	-	-	-	-	-	-	-	-	-	4	0.0%
Africa Zone IV RADO	AFR-RADO-IV	-	-	-	4	-	-	-	-	-	-	-	-	4	0.0%
German Youth Force Sports Association	GER-DJK	4	-	-	-	-	-	-	-	-	-	-	-	4	0.0%
Finnish Athletics Federation	FIN-ATH	4	-	-	-	-	-	-	-	-	-	-	-	4	0.0%
Morocco National Olympic Committee	CNOM	3	-	-	-	-	-	-	-	-	-	-	-	3	0.0%
Israeli Athletic Association	ISR-ATH	3	-	-	-	-	-	-	-	-	-	-	-	3	0.0%
Cameroon Anti-Doping Organisation	OICALUDS	3	-	-	-	-	-	-	-	-	-	-	-	3	0.0%
Anti-Doping Organization of Pakistan	ADOPak	-	-	-	3	-	-	-	-	-	-	-	-	3	0.0%
Japan Association of Athletics Federations	JPN-AT	2	-	-	-	-	-	-	-	-	-	-	-	2	0.0%
Monaco Anti-Doping Committee	CMA Monaco	-	-	-	2	-	-	-	-	-	-	-	-	2	0.0%
Brunei Darussalam Anti-Doping Committee	BRU-NADO	2	-	-	-	-	-	-	-	-	-	-	-	2	0.0%
Indian Ocean RADO	IND-OCE-RADO	-	-	-	2	-	-	-	-	-	-	-	-	2	0.0%
Jordan Anti-doping Organization	JADO	2	-	-	-	-	-	-	-	-	-	-	-	2	0.0%
South Asia RADO	S-ASIA-RADO	-	-	-	2	-	-	-	-	-	-	-	-	2	0.0%
National Anti-doping Center of Ukraine	NADC Ukraine	1	-	-	-	-	-	-	-	-	-	-	-	1	0.0%
Lithuanian Athletics Federation	LTU-ATH	1	-	-	-	-	-	-	-	-	-	-	-	1	0.0%
Suriname Anti-Doping Authority	SUR-NADO	1	-	-	-	-	-	-	-	-	-	-	-	1	0.0%
Mexican National Anti-Doping Committee	MEX-NADO	-	-	-	1	-	-	-	-	-	-	-	-	1	0.0%
Palau National Olympic Committee	PLW-NOC	-	-	-	1	-	-	-	-	-	-	-	-	1	0.0%
Ukrainian Athletics Federation	UKR-ATH	1	-	1	-	-	-	-	-	-	-	-	-	1	100.0%
San Marino Standing Committee on Anti-Doping	SMR-NADO	-	-	-	1	-	-	-	-	-	-	-	-	1	0.0%
Belgian Athletics League	BEL-ATH	1	-	-	-	-	-	-	-	-	-	-	-	1	0.0%
Bahrain Anti-Doping Committee	BRN-NADO	-	-	-	1	-	-	-	-	-	-	-	-	1	0.0%
		14785	38	204	9714	17	53	364	-	1	967	1	3	25830	

Table 23: ASOIF Sport - Badminton

Testing Authority (TA)	ADAMS Code	Urine						Blood						Total Samples	% AAF
		IC			OOC			IC			OOC				
		Samples	ATF	AAF	Samples	ATF	AAF	Samples	ATF	AAF	Samples	ATF	AAF		
Badminton World Federation	BWF	248	-	1	59	-	-	-	-	-	-	-	-	307	0.3%
Japan Anti-Doping Agency	JADA	69	-	-	64	-	-	-	-	-	-	-	-	133	0.0%
Chinese Anti-Doping Agency	CHNADA	36	-	-	26	-	-	-	-	-	-	-	-	62	0.0%
National Anti Doping Agency -India	IND-NADO	14	-	-	40	-	-	-	-	-	-	-	-	54	0.0%
Sports Authority of Thailand	THA-NADO	25	-	-	21	-	-	-	-	-	-	-	-	46	0.0%
French Community of Belgium NADO	BEL-CFWB	30	-	-	5	-	-	-	-	-	-	-	-	35	0.0%
German National Anti-Doping Agency	NADA	-	-	-	34	-	-	-	-	-	-	-	-	34	0.0%
Korea Anti-Doping Agency	KADA	12	-	-	22	-	-	-	-	-	-	-	-	34	0.0%
Turkish NOC- Anti-Doping Commission	TUR-NADO	33	-	-	-	-	-	-	-	-	-	-	-	33	0.0%
Anti-Doping Denmark	ADD	8	-	-	21	-	-	-	-	-	-	-	-	29	0.0%
French Anti-Doping Agency	AFLD-NADO	21	-	-	5	-	-	-	-	-	-	-	-	26	0.0%
Spain National Anti-Doping Agency	ESP-NADO	24	1	1	-	-	-	-	-	-	-	-	-	24	4.2%
German Badminton Association	GER-BD	21	-	-	-	-	-	-	-	-	-	-	-	21	0.0%
US Anti-Doping Agency	USADA	13	-	-	7	-	-	-	-	-	-	-	-	20	0.0%
Chinese Taipei Anti-Doping Agency	CTADA	6	-	-	12	-	-	-	-	-	-	-	-	18	0.0%
Finnish Anti-Doping Agency	FINADA	9	-	-	8	-	-	-	-	-	-	-	-	17	0.0%
Hong Kong Anti-Doping Committee	HKG-ADC	-	-	-	17	-	-	-	-	-	-	-	-	17	0.0%
NADO Flanders	NADOF	12	-	-	4	-	-	-	-	-	-	-	-	16	0.0%
Anti-Doping Agency of Malaysia	ADAMAS	3	-	-	13	-	-	-	-	-	-	-	-	16	0.0%
Olympic Council of Asia	OCA	14	-	-	-	-	-	-	-	-	-	-	-	14	0.0%
Swedish Sports Confederation	RF	12	-	-	-	-	-	-	-	-	-	-	-	12	0.0%
Australian Sports Anti-Doping Authority	ASADA	12	-	-	-	-	-	-	-	-	-	-	-	12	0.0%
Netherlands Anti-Doping Authority	ADAN	12	-	-	-	-	-	-	-	-	-	-	-	12	0.0%
Antidoping Switzerland	SUI-NADO	10	-	1	-	-	-	-	-	-	-	-	-	10	10.0%
International University Sport Federation	FISU	10	-	-	-	-	-	-	-	-	-	-	-	10	0.0%
Romanian National Anti-Doping Agency	ANAD-Romania	10	-	-	-	-	-	-	-	-	-	-	-	10	0.0%
Cuban National Anti-Doping Agency	CUB-NADO	-	-	-	9	-	-	-	-	-	-	-	-	9	0.0%
Anti-Doping Singapore	ADS	-	-	-	9	-	-	-	-	-	-	-	-	9	0.0%
Central American and Caribbean Sports Organization	OCECABE	8	-	-	-	-	-	-	-	-	-	-	-	8	0.0%
Bulgarian Anti-doping Center	BUL-NADO	6	-	-	2	-	-	-	-	-	-	-	-	8	0.0%
Poland Commission Against Doping in Sports	PANDA	8	-	-	-	-	-	-	-	-	-	-	-	8	0.0%
Canadian Centre for Ethics in Sport	CCES	6	-	-	1	-	-	-	-	-	-	-	-	7	0.0%
Jamaica Anti-Doping Commission	JADCO	-	-	-	7	-	-	-	-	-	-	-	-	7	0.0%
Commonwealth Games Federation	CGF	7	-	-	-	-	-	-	-	-	-	-	-	7	0.0%
Hungarian Anti-Doping Agency	HUNADO	6	-	-	-	-	-	-	-	-	-	-	-	6	0.0%
Irish Sports Council	ISC	6	-	-	-	-	-	-	-	-	-	-	-	6	0.0%
Caribbean RADO	CAR-RADO	-	-	-	6	-	-	-	-	-	-	-	-	6	0.0%
Czech Anti-Doping Committee	CADC	5	-	-	-	-	-	-	-	-	-	-	-	5	0.0%
Sri Lanka Anti Doping Agency	SRI-NADO	4	-	-	-	-	-	-	-	-	-	-	-	4	0.0%
Drug Free Sport New Zealand	DFSNZ	4	-	-	-	-	-	-	-	-	-	-	-	4	0.0%
International Olympic Committee	IOC	3	-	-	-	-	-	-	-	-	-	-	-	3	0.0%
National Anti-Doping Agency Austria GmbH	NADA Austria	-	-	-	3	-	-	-	-	-	-	-	-	3	0.0%
South East Asia RADO	SE-ASIA-RADO	-	-	-	2	-	-	-	-	-	-	-	-	2	0.0%
Saudi Arabian Antidoping Committee	KSA-NADO	-	-	-	2	-	-	-	-	-	-	-	-	2	0.0%
Africa Zone VI RADO	AFR-RADO-VI	2	-	-	-	-	-	-	-	-	-	-	-	2	0.0%
Central Asia RADO	RADOCA-RADO	-	-	-	2	-	-	-	-	-	-	-	-	2	0.0%
Anti-Doping Agency of Serbia	ADAS	2	-	-	-	-	-	-	-	-	-	-	-	2	0.0%
Portugal Anti-Doping Agency	ADoP	2	-	-	-	-	-	-	-	-	-	-	-	2	0.0%
Suriname Anti-Doping Authority	SUR-NADO	-	-	-	1	-	-	-	-	-	-	-	-	1	0.0%
West Asia RADO	W-ASIA-RADO	-	-	-	1	-	-	-	-	-	-	-	-	1	0.0%
Estonian Anti-Doping Agency	EADA	-	-	-	1	-	-	-	-	-	-	-	-	1	0.0%
National Anti-Doping Commission of Barbados	NADC	-	-	-	1	-	-	-	-	-	-	-	-	1	0.0%
Guatemala NADO	GUA-OAD	-	-	-	1	-	-	-	-	-	-	-	-	1	0.0%
		733	1	3	406	-	-	-	-	-	-	-	-	1139	

2014 Anti-Doping Testing Figures
Samples Analyzed and Reported by Accredited Laboratories in ADAMS

Table 24: ASOIF Sport - Basketball

Testing Authority (TA)	ADAMS Code	Urine						Blood						Total Samples	% AAF
		IC			OOC			IC			OOC				
		Samples	ATF	AAF	Samples	ATF	AAF	Samples	ATF	AAF	Samples	ATF	AAF		
International Basketball Federation	FIBA	514	2	3	84	-	-	22	-	-	1	-	-	621	0.5%
Turkish Basketball Federation	TUR-BAS	385	1	2	-	-	-	-	-	-	-	-	-	385	0.5%
Spain National Anti-Doping Agency	ESP-NADO	230	6	1	128	1	-	-	-	-	17	-	-	375	0.3%
French Anti-Doping Agency	AFLD-NADO	193	-	1	147	-	-	-	-	-	3	-	-	343	0.3%
Italian National Olympic Committee	CONI	267	-	-	47	-	-	-	-	-	28	-	-	342	0.0%
Hellenic National Council for Combatting Doping	ESKAN	132	-	-	137	-	1	-	-	-	-	-	-	269	0.4%
Japan Anti-Doping Agency	JADA	85	-	1	65	-	-	-	-	-	-	-	-	150	0.7%
Swedish Sports Confederation	RF	30	-	-	117	1	-	-	-	-	-	-	-	147	0.0%
French Community of Belgium NADO	BEL-CFWB	78	-	1	54	-	-	-	-	-	-	-	-	132	0.8%
German Basketball Federation	GER-BK	127	-	2	-	-	-	-	-	-	-	-	-	127	1.6%
German National Anti-Doping Agency	NADA	-	-	-	112	-	-	-	-	-	11	-	-	123	0.0%
Poland Commission Against Doping in Sports	PANDA	92	2	2	24	-	-	-	-	-	-	-	-	116	1.7%
Chinese Anti-Doping Agency	CHINADA	57	-	-	59	-	-	-	-	-	-	-	-	116	0.0%
Australian Sports Anti-Doping Authority	ASADA	33	-	-	53	-	-	-	-	-	22	-	-	108	0.0%
National Anti Doping Agency -India	IND-NADO	58	-	3	47	-	-	-	-	-	-	-	-	105	2.9%
Finnish Anti-Doping Agency	FINADA	61	-	-	43	-	-	-	-	-	-	-	-	104	0.0%
Russian National Anti-Doping Organization	RUSADA	-	-	-	101	-	-	-	-	-	-	-	-	101	0.0%
Romanian National Anti-Doping Agency	ANAD-Romania	54	-	-	47	-	-	-	-	-	-	-	-	101	0.0%
Anti-Doping Norway	ADN	71	-	3	29	-	-	-	-	-	-	-	-	100	3.0%
Croatian Institute for Toxicology and Anti-Doping	CITA	46	2	-	50	1	-	-	-	-	-	-	-	96	0.0%
NADO Flanders	NADOF	42	-	-	44	-	-	-	-	-	-	-	-	86	0.0%
Korea Anti-Doping Agency	KADA	35	-	-	45	-	-	-	-	-	-	-	-	80	0.0%
Cuban National Anti-Doping Agency	CUB-NADO	-	-	-	71	-	-	-	-	-	-	-	-	71	0.0%
Portugal Anti-Doping Agency	AdoP	60	-	-	6	-	-	-	-	-	-	-	-	66	0.0%
Sports Authority of Thailand	THA-NADO	39	-	1	20	-	-	-	-	-	-	-	-	59	1.7%
Colombian NADO	COL-NADO	59	-	2	-	-	-	-	-	-	-	-	-	59	3.4%
Anti-Doping Denmark	ADD	24	-	-	27	-	-	-	-	-	-	-	-	51	0.0%
Czech Anti-Doping Committee	CADC	36	-	-	11	-	-	-	-	-	3	-	-	50	0.0%
US Anti-Doping Agency	USADA	-	-	-	48	-	-	-	-	-	-	-	-	48	0.0%
Anti-Doping Agency of Serbia	ADAS	28	-	-	17	-	-	-	-	-	-	-	-	45	0.0%
Qatar Antidoping Commission	QADC	34	-	-	11	-	-	-	-	-	-	-	-	45	0.0%
International Federation of Basketball African Zone	FIBA Afrique	40	-	-	-	-	-	-	-	-	-	-	-	40	0.0%
South African Institute for Drug-Free Sport	SAIDS	32	-	-	7	-	-	-	-	-	-	-	-	39	0.0%
Cyprus Anti-Doping Authority	CYADA	39	-	-	-	-	-	-	-	-	-	-	-	39	0.0%
Italian Ministry of Health Department	CVD-CONI	37	-	-	-	-	-	-	-	-	-	-	-	37	0.0%
Slovenian Antidoping Organization	SLOADO	33	-	-	2	-	-	-	-	-	-	-	-	35	0.0%
National Anti-Doping Agency Austria GmbH	NADA Austria	10	-	-	24	-	-	-	-	-	-	-	-	34	0.0%
United Arab Emirates National Anti-doping Committee	UAE-NADO	32	-	-	-	-	-	-	-	-	-	-	-	32	0.0%
Bulgarian Anti-doping Center	BUL-NADO	24	-	1	6	-	-	-	-	-	-	-	-	30	3.3%
Olympic Council of Asia	OCA	26	-	-	-	-	-	-	-	-	-	-	-	26	0.0%
Africa Zone VI RADO	AFR-RADO-VI	26	-	-	-	-	-	-	-	-	-	-	-	26	0.0%
Netherlands Anti-Doping Authority	ADAN	24	-	-	1	-	-	-	-	-	-	-	-	25	0.0%
Oceania RADO	O-RADO	-	-	-	23	-	-	-	-	-	-	-	-	23	0.0%
Saudi Arabian Antidoping Committee	KSA-NADO	16	-	2	4	-	-	-	-	-	-	-	-	20	10.0%
Hungarian Anti-Doping Agency	HUNADO	4	-	-	16	-	-	-	-	-	-	-	-	20	0.0%
Venezuela NADO	VEN-NADO	-	-	-	19	-	-	-	-	-	-	-	-	19	0.0%
Drug Free Sport New Zealand	DFSNZ	15	-	1	4	-	-	-	-	-	-	-	-	19	5.3%
Uruguay Anti-Doping	URU-NADO	16	-	-	2	-	-	-	-	-	-	-	-	18	0.0%
Canadian Centre for Ethics in Sport	CCES	8	-	-	10	-	-	-	-	-	-	-	-	18	0.0%
Kuwait Anti-Doping Committee	KUW-NADO	17	-	1	-	-	-	-	-	-	-	-	-	17	5.9%
Agency for Anti-Doping Control of Bosnia and Herzegovina	BIH-NADO	8	-	-	8	-	-	-	-	-	-	-	-	16	0.0%
Antidoping Switzerland	SUI-NADO	8	-	-	8	-	-	-	-	-	-	-	-	16	0.0%
National Anti-Doping Agency of Tunisia	ANAD	16	-	1	-	-	-	-	-	-	-	-	-	16	6.3%
Slovak Anti-Doping Agency	SADA	16	-	-	-	-	-	-	-	-	-	-	-	16	0.0%
Eastern Europe RADO	E-EUR-RADO	-	-	-	15	-	-	-	-	-	-	-	-	15	0.0%
International Olympic Committee	IOC	15	-	-	-	-	-	-	-	-	-	-	-	15	0.0%
Kazakhstan National Anti-Doping Centre	KAZ-NADO	-	-	-	14	-	1	-	-	-	-	-	-	14	7.1%
Mexican National Commission for Physical Education and Sport	CONADE-MEX	-	-	-	14	-	1	-	-	-	-	-	-	14	7.1%
Israeli NADO	ISR-NADO	12	-	1	-	-	-	-	-	-	-	-	-	12	8.3%
Egyptian National Anti-doping Organization	EGY-NADO	12	-	-	-	-	-	-	-	-	-	-	-	12	0.0%
I.R Iran National Anti-Doping Organization	IRI-NADO	12	-	-	-	-	-	-	-	-	-	-	-	12	0.0%
National Olympic and Sports Association of Iceland	ISL-NADO	8	-	-	2	-	1	-	-	-	-	-	-	10	10.0%
Lithuanian Anti-Doping Agency	LTU-NADO	5	-	-	4	-	-	-	-	-	-	-	-	9	0.0%
Africa Zone IV RADO	AFR-RADO-IV	-	-	-	9	-	-	-	-	-	-	-	-	9	0.0%
Estonian Anti-Doping Agency	EADA	8	-	2	-	-	-	-	-	-	-	-	-	8	25.0%
Libanese Basketball Federation	LIB-BK	8	-	-	-	-	-	-	-	-	-	-	-	8	0.0%
Chinese Taipei Anti-Doping Agency	CTADA	-	-	-	8	-	-	-	-	-	-	-	-	8	0.0%
Central American and Caribbean Sports Organization	OCECABE	8	-	-	-	-	-	-	-	-	-	-	-	8	0.0%
Georgian Anti-Doping Agency	GEO-NADO	8	-	-	-	-	-	-	-	-	-	-	-	8	0.0%
Irish Sports Council	ISC	8	-	-	-	-	-	-	-	-	-	-	-	8	0.0%
West Asia RADO	W-ASIA-RADO	-	-	-	7	-	-	-	-	-	-	-	-	7	0.0%

2014 Anti-Doping Testing Figures
Samples Analyzed and Reported by Accredited Laboratories in ADAMS

Table 24: ASOIF Sport - Basketball (continued)

Testing Authority (TA)	ADAMS Code	Urine						Blood						Total Samples	% AAF
		IC			OOC			IC			OOC				
		Samples	ATF	AAF	Samples	ATF	AAF	Samples	ATF	AAF	Samples	ATF	AAF		
South Asia RADO	S-ASIA-RADO	-	-	-	7	-	-	-	-	-	-	-	-	7	0.0%
International University Sport Federation	FISU	6	-	-	-	-	-	-	-	-	-	-	-	6	0.0%
Anti-Doping department of State Sports Medicine Centre	LAT-NADO	6	-	1	-	-	-	-	-	-	-	-	-	6	16.7%
Anti-Doping Commission of Malta	MLT-NADO	6	-	1	-	-	-	-	-	-	-	-	-	6	16.7%
South American Sports Organization	ODESUR	4	-	-	-	-	-	-	-	-	-	-	-	4	0.0%
Jordan Anti-doping Organization	JADO	-	-	-	4	-	-	-	-	-	-	-	-	4	0.0%
Guatemala NADO	GUA-OAD	-	-	-	4	-	-	-	-	-	-	-	-	4	0.0%
Luxembourg NADO	ALAD	4	-	-	-	-	-	-	-	-	-	-	-	4	0.0%
UK Anti-Doping	UKAD	4	-	-	-	-	-	-	-	-	-	-	-	4	0.0%
Suriname Anti-Doping Authority	SUR-NADO	4	-	-	-	-	-	-	-	-	-	-	-	4	0.0%
Monaco Anti-Doping Committee	CMA Monaco	-	-	-	3	-	-	-	-	-	-	-	-	3	0.0%
Senegal Anti-Doping Organization	SEN-NADO	2	-	-	-	-	-	-	-	-	-	-	-	2	0.0%
Hong Kong Anti-Doping Committee	HKG-ADC	-	-	-	2	-	-	-	-	-	-	-	-	2	0.0%
Central Asia RADO	RADCCA-RADO	-	-	-	2	-	-	-	-	-	-	-	-	2	0.0%
Palau National Olympic Committee	PLW-NOC	-	-	-	1	-	-	-	-	-	-	-	-	1	0.0%
Jamaica Anti-Doping Commission	JADCO	-	-	-	1	-	-	-	-	-	-	-	-	1	0.0%
		3457	13	33	1875	3	4	22	-	-	85	-	-	5439	

Table 25: ASOIF Sport - Boxing

Testing Authority (TA)	ADAMS Code	Urine						Blood						Total Samples	% AAF
		IC		OOC		AAF		IC		OOC		AAF			
		Samples	ATF	AAF	Samples	ATF	AAF	Samples	ATF	AAF	Samples	ATF	AAF		
National Anti Doping Agency -India	IND-NADO	134	-	2	256	-	-	-	-	-	78	-	-	468	0.4%
Chinese Anti-Doping Agency	CHINADA	225	-	1	107	-	1	-	-	-	3	-	-	335	0.6%
Kazakhstan National Anti-Doping Centre	KAZ-NADO	52	-	3	281	6	-	-	-	-	-	-	-	333	0.9%
US Anti-Doping Agency	USADA	45	-	-	100	1	-	17	-	-	100	-	-	262	0.0%
Russian National Anti-Doping Organization	RUSADA	62	-	1	178	-	2	-	-	-	-	-	-	240	1.3%
German National Anti-Doping Agency	NADA	57	-	1	129	-	-	-	-	-	16	-	-	202	0.5%
International Boxing Association	AIBA	168	-	2	3	-	-	-	-	-	-	-	-	171	1.2%
Antidoping Switzerland	SUI-NADO	62	-	2	53	-	-	-	-	-	-	-	-	115	1.7%
UK Anti-Doping	UKAD	22	-	1	89	-	-	-	-	-	-	-	-	111	0.9%
Poland Commission Against Doping in Sports	PANDA	32	-	1	64	-	-	-	-	-	-	-	-	96	1.0%
Australian Sports Anti-Doping Authority	ASADA	28	-	-	34	-	-	7	-	-	25	-	-	94	0.0%
Irish Sports Council	ISC	12	-	-	46	-	-	-	-	-	30	-	-	88	0.0%
Cuban National Anti-Doping Agency	CUB-NADO	-	-	-	88	-	-	-	-	-	-	-	-	88	0.0%
Mexican National Commission for Physical Education and Sport	CONADE-MEX	73	-	1	1	1	-	-	-	-	-	-	-	74	1.4%
European Boxing Confederation	EUBC	74	-	-	-	-	-	-	-	-	-	-	-	74	0.0%
French Anti-Doping Agency	AFLD-NADO	67	-	4	5	-	-	-	-	-	-	-	-	72	5.6%
Sports Authority of Thailand	THA-NADO	55	-	1	14	-	-	-	-	-	-	-	-	69	1.4%
Italian National Olympic Committee	CONI	48	-	-	18	-	-	-	-	-	-	-	-	66	0.0%
European Boxing Union	EBU	63	1	1	-	-	-	-	-	-	-	-	-	63	1.6%
Romanian National Anti-Doping Agency	ANAD-Romania	38	-	-	22	-	-	-	-	-	1	-	-	61	0.0%
French Community of Belgium NADO	BEL-CFWB	48	-	2	8	-	1	-	-	-	-	-	-	56	5.4%
Commonwealth Games Federation	CGF	55	-	-	-	-	-	-	-	-	-	-	-	55	0.0%
NADO Flanders	NADOF	51	-	5	4	-	-	-	-	-	-	-	-	55	9.1%
Anti-Doping Norway	ADN	18	-	1	32	-	3	-	-	-	3	-	-	53	7.5%
Korea Anti-Doping Agency	KADA	30	-	-	21	-	-	-	-	-	-	-	-	51	0.0%
Olympic Council of Asia	OCA	49	-	1	-	-	-	-	-	-	-	-	-	49	2.0%
Canadian Centre for Ethics in Sport	CCES	6	-	-	38	-	-	-	-	-	4	-	-	48	0.0%
Turkish NOC- Anti-Doping Commission	TUR-NADO	44	-	3	-	-	-	-	-	-	-	-	-	44	6.8%
Venezuela NADO	VEN-NADO	11	-	-	33	1	1	-	-	-	-	-	-	44	2.3%
Finnish Anti-Doping Agency	FINADA	17	-	-	20	-	-	-	-	-	-	-	-	37	0.0%
Swedish Sports Confederation	RF	10	-	-	27	-	2	-	-	-	-	-	-	37	5.4%
Hungarian Anti-Doping Agency	HUNADO	18	-	-	12	-	-	-	-	-	-	-	-	30	0.0%
Japan Anti-Doping Agency	JADA	14	-	-	14	-	-	-	-	-	-	-	-	28	0.0%
South African Institute for Drug-Free Sport	SAIDS	18	-	1	9	-	-	-	-	-	-	-	-	27	3.7%
Colombian NADO	COL-NADO	14	-	-	13	-	-	-	-	-	-	-	-	27	0.0%
Brazilian Boxing Confederation	BRA-CBBX	17	-	1	9	-	-	-	-	-	-	-	-	26	3.8%
Bulgarian Anti-doping Center	BUL-NADO	8	-	-	18	-	-	-	-	-	-	-	-	26	0.0%
Monaco Anti-Doping Committee	CMA Monaco	24	2	-	-	-	-	-	-	-	-	-	-	24	0.0%
Africa Zone VI RADO	AFR-RADO-VI	11	-	-	11	-	-	-	-	-	-	-	-	22	0.0%
Czech Anti-Doping Committee	CADC	10	-	-	11	-	-	-	-	-	-	-	-	21	0.0%
International Boxing Federation	IBF	19	1	-	-	-	-	-	-	-	-	-	-	19	0.0%
Spain National Anti-Doping Agency	ESP-NADO	12	-	-	4	-	-	-	-	-	3	-	-	19	0.0%
Anti-Doping Denmark	ADD	7	-	-	9	-	-	-	-	-	-	-	-	16	0.0%
Netherlands Anti-Doping Authority	ADAN	11	-	-	5	-	-	-	-	-	-	-	-	16	0.0%
Sri Lanka Anti Doping Agency	SRI-NADO	-	-	-	15	-	2	-	-	-	-	-	-	15	13.3%
Central American and Caribbean Sports Organization	OCECABE	14	-	-	-	-	-	-	-	-	-	-	-	14	0.0%
Slovak Anti-Doping Agency	SADA	14	-	3	-	-	-	-	-	-	-	-	-	14	21.4%
International Olympic Committee	IOC	14	-	-	-	-	-	-	-	-	-	-	-	14	0.0%
World Boxing Council	WBC	14	-	-	-	-	-	-	-	-	-	-	-	14	0.0%
Croatian Institute for Toxicology and Anti-Doping	CITA	6	-	-	6	-	-	-	-	-	-	-	-	12	0.0%
National Anti-Doping Agency Austria GmbH	NADA Austria	4	-	-	8	-	-	-	-	-	-	-	-	12	0.0%
Anti-Doping Agency of Serbia	ADAS	11	-	-	-	-	-	-	-	-	-	-	-	11	0.0%
Agency for Anti-Doping Control of Bosnia and Herzegovina	BIH-NADO	10	-	-	1	-	-	-	-	-	-	-	-	11	0.0%
World Boxing Federation	WBF-Prof	10	-	-	-	-	-	-	-	-	-	-	-	10	0.0%
Kuwait Anti-Doping Committee	KUW-NADO	10	-	-	-	-	-	-	-	-	-	-	-	10	0.0%
Royal Belgian Boxing Association	BEL-BOX	10	-	-	-	-	-	-	-	-	-	-	-	10	0.0%
German Amateur Boxing Association	GER-BX	10	-	-	-	-	-	-	-	-	-	-	-	10	0.0%
Puerto Rico Anti-Doping Organization	PUR-NADO	-	-	-	10	-	1	-	-	-	-	-	-	10	10.0%
Africa Zone I RADO	AFR-RADO-I	-	-	-	9	-	-	-	-	-	-	-	-	9	0.0%
Cameroon Anti-Doping Organisation	OCALUDS	9	-	-	-	-	-	-	-	-	-	-	-	9	0.0%
South East Asia RADO	SE-ASIA-RADO	-	-	-	9	-	-	-	-	-	-	-	-	9	0.0%
Jamaica Anti-Doping Commission	JADCO	-	-	-	9	-	-	-	-	-	-	-	-	9	0.0%
Jordan Anti-doping Organization	JADO	-	-	-	8	-	-	-	-	-	-	-	-	8	0.0%
Drug Free Sport New Zealand	DFSNZ	4	-	-	4	-	-	-	-	-	-	-	-	8	0.0%
Italian Ministry of Health Department	CVD-CONI	8	-	-	-	-	-	-	-	-	-	-	-	8	0.0%
South American Sports Organization	ODESUR	6	-	-	-	-	-	-	-	-	-	-	-	6	0.0%
Italian Boxing Federation	ITA-BOX	6	-	-	-	-	-	-	-	-	-	-	-	6	0.0%
World Boxing Association	WBA	6	-	-	-	-	-	-	-	-	-	-	-	6	0.0%
Nigerian National Sports Council	NNSC	-	-	-	6	-	-	-	-	-	-	-	-	6	0.0%
Anti-Doping Singapore	ADS	3	-	-	3	-	-	-	-	-	-	-	-	6	0.0%
Federation of German Professional Boxers	BDB	6	-	-	-	-	-	-	-	-	-	-	-	6	0.0%

2014 Anti-Doping Testing Figures
Samples Analyzed and Reported by Accredited Laboratories in ADAMS

Table 25: ASOIF Sport - Boxing (continued)

Testing Authority (TA)	ADAMS Code	Urine						Blood						Total Samples	% AAF
		IC			OOC			IC			OOC				
		Samples	ATF	AAF	Samples	ATF	AAF	Samples	ATF	AAF	Samples	ATF	AAF		
Eastern Europe RADO	E-EUR-RADO	-	-	-	5	-	-	-	-	-	-	-	-	5	0.0%
New Caledonia NADO	NCL-NADO	5	-	1	-	-	-	-	-	-	-	-	-	5	20.0%
National Anti-Doping Agency of Tunisia	ANAD	-	-	-	5	-	-	-	-	-	-	-	-	5	0.0%
Cyprus Anti-Doping Authority	CYADA	3	-	-	2	-	-	-	-	-	-	-	-	5	0.0%
West Asia RADO	W-ASIA-RADO	-	-	-	5	-	-	-	-	-	-	-	-	5	0.0%
Oceania RADO	O-RADO	-	-	-	4	-	-	-	-	-	-	-	-	4	0.0%
Caribbean RADO	CAR-RADO	-	-	-	4	-	-	-	-	-	-	-	-	4	0.0%
World Boxing Organization	WBO	4	-	-	-	-	-	-	-	-	-	-	-	4	0.0%
South Asia RADO	S-ASIA-RADO	-	-	-	4	-	-	-	-	-	-	-	-	4	0.0%
Dominican Sports Medicine Federation	FEDOMEDE	3	-	-	-	-	-	-	-	-	-	-	-	3	0.0%
Central Asia RADO	RADOCA-RADO	-	-	-	3	-	-	-	-	-	-	-	-	3	0.0%
Saudi Arabian Antidoping Committee	KSA-NADO	-	-	-	3	-	-	-	-	-	-	-	-	3	0.0%
Namibia National Olympic Committee	NAM-NOC	3	-	1	-	-	-	-	-	-	-	-	-	3	33.3%
Uruguay Anti-Doping	URU-NADO	3	-	-	-	-	-	-	-	-	-	-	-	3	0.0%
Guatemala NADO	GUA-OAD	-	-	-	3	-	-	-	-	-	-	-	-	3	0.0%
Estonian Anti-Doping Agency	EADA	-	-	-	3	-	-	-	-	-	-	-	-	3	0.0%
Algerian National Anti-Doping Organization	ALG-NADO	3	-	-	-	-	-	-	-	-	-	-	-	3	0.0%
Africa Zone IV RADO	AFR-RADO- IV	-	-	-	2	-	1	-	-	-	-	-	-	2	50.0%
I.R Iran National Anti-Doping Organization	IRI-NADO	-	-	-	2	-	-	-	-	-	-	-	-	2	0.0%
National Anti-Doping Commission of Barbados	NADC	-	-	-	2	-	-	-	-	-	-	-	-	2	0.0%
German Boxing Association	GER-ProBOX	2	-	-	-	-	-	-	-	-	-	-	-	2	0.0%
Belarus National Anti-Doping Agency	BNADA	-	-	-	2	-	1	-	-	-	-	-	-	2	50.0%
Luxembourg NADO	ALAD	2	-	-	-	-	-	-	-	-	-	-	-	2	0.0%
Luxembourg Boxing Federation	LUX-BX	2	-	-	-	-	-	-	-	-	-	-	-	2	0.0%
Anti-Doping department of State Sports Medicine Centre	LAT-NADO	2	-	-	-	-	-	-	-	-	-	-	-	2	0.0%
Mauritius Ministry of Youth and Sports Anti-Doping Unit	MRI NADO	-	-	-	1	-	-	-	-	-	-	-	-	1	0.0%
Hellenic National Council for Combatting Doping	ESKAN	-	-	-	1	-	-	-	-	-	-	-	-	1	0.0%
		2046	4	40	1925	9	15	24	-	-	263	-	-	4258	

Table 26: ASOIF Sport - Canoe / Kayak

Testing Authority (TA)	ADAMS Code	Urine						Blood						Total Samples	% AAF
		IC		AAF		OOC		IC		AAF		OOC			
		Samples	ATF	AAF	Samples	ATF	AAF	Samples	ATF	AAF	Samples	ATF	AAF		
German National Anti-Doping Agency	NADA	190	-	-	538	-	2	-	-	-	40	-	-	768	0.3%
Russian National Anti-Doping Organization	RUSADA	405	-	8	278	-	1	-	-	-	25	-	-	708	1.3%
Chinese Anti-Doping Agency	CHINADA	322	1	-	322	-	-	2	-	-	10	-	-	656	0.0%
International Canoe Federation	ICF	149	-	2	91	-	-	-	-	-	-	-	-	240	0.8%
Poland Commission Against Doping in Sports	PANDA	38	-	2	153	1	-	-	-	-	-	-	-	191	1.0%
Canadian Centre for Ethics in Sport	CCES	29	-	-	96	-	-	-	-	-	62	-	-	187	0.0%
Australian Sports Anti-Doping Authority	ASADA	41	-	-	73	2	2	18	-	-	13	-	-	145	1.4%
Spain National Anti-Doping Agency	ESP-NADO	82	4	-	23	-	-	-	-	-	1	-	-	106	0.0%
Hungarian Anti-Doping Agency	HUNADO	28	-	-	47	-	-	-	-	-	22	-	-	97	0.0%
Romanian National Anti-Doping Agency	ANAD-Romania	30	-	-	59	-	-	-	-	-	-	-	-	89	0.0%
Kazakhstan National Anti-Doping Centre	KAZ-NADO	81	1	1	2	-	-	-	-	-	-	-	-	83	1.2%
Belarus National Anti-Doping Agency	BNADA	40	-	-	41	-	-	-	-	-	-	-	-	81	0.0%
Olympic Council of Asia	OCA	65	-	-	-	-	-	13	-	-	-	-	-	78	0.0%
Japan Anti-Doping Agency	JADA	31	-	-	31	-	-	-	-	-	-	-	-	62	0.0%
Italian National Olympic Committee	CONI	33	-	-	27	-	-	-	-	-	-	-	-	60	0.0%
Czech Anti-Doping Committee	CADC	35	-	-	15	-	-	-	-	-	9	-	-	59	0.0%
National Anti Doping Agency -India	IND-NADO	17	-	-	41	-	1	-	-	-	-	-	-	58	1.7%
Portugal Anti-Doping Agency	ADoP	14	-	-	15	-	-	-	-	-	21	-	-	50	0.0%
Italian Ministry of Health Department	CVD-CONI	46	-	-	-	-	-	-	-	-	-	-	-	46	0.0%
Swedish Sports Confederation	RF	12	-	-	27	-	-	-	-	-	5	-	-	44	0.0%
Finnish Anti-Doping Agency	FINADA	16	-	-	23	-	-	-	-	-	5	-	-	44	0.0%
National Anti-Doping Agency Austria GmbH	NADA Austria	6	-	-	35	-	-	-	-	-	2	-	-	43	0.0%
Anti-Doping Agency of Serbia	ADAS	22	-	-	18	-	-	-	-	-	-	-	-	40	0.0%
Turkish NOC- Anti-Doping Commission	TUR-NADO	31	-	-	8	-	-	-	-	-	-	-	-	39	0.0%
US Anti-Doping Agency	USADA	26	-	-	12	-	-	-	-	-	-	-	-	38	0.0%
UK Anti-Doping	UKAD	-	-	-	31	-	-	-	-	-	3	-	-	34	0.0%
Anti-Doping Denmark	ADD	5	-	-	27	-	-	-	-	-	1	-	-	33	0.0%
Mexican National Commission for Physical Education and Sport	CONADE-MEX	-	-	-	32	1	1	-	-	-	-	-	-	32	3.1%
Irish Sports Council	ISC	-	-	-	14	-	-	-	-	-	18	-	-	32	0.0%
South African Institute for Drug-Free Sport	SAIDS	27	-	-	3	-	-	-	-	-	-	-	-	30	0.0%
Brazilian Canoe Confederation	BRA-CBC	30	-	1	-	-	-	-	-	-	-	-	-	30	3.3%
Anti-Doping Norway	ADN	7	-	-	13	-	-	-	-	-	-	-	-	20	0.0%
Bulgarian Anti-doping Center	BUL-NADO	12	-	1	14	-	-	-	-	-	-	-	-	26	3.8%
Cuban National Anti-Doping Agency	CUB-NADO	-	-	-	26	-	-	-	-	-	-	-	-	26	0.0%
Drug Free Sport New Zealand	DFSNZ	7	-	-	14	-	-	-	-	-	-	-	-	21	0.0%
Korea Anti-Doping Agency	KADA	4	-	-	12	-	-	-	-	-	-	-	-	16	0.0%
European Canoe Association	ECA	16	-	-	-	-	-	-	-	-	-	-	-	16	0.0%
Chilean National Anti-Doping Commission	CHI-NADO	-	-	-	15	-	-	-	-	-	-	-	-	15	0.0%
Antidoping Switzerland	SUI-NADO	6	-	-	8	-	-	-	-	-	-	-	-	14	0.0%
Slovak Anti-Doping Agency	SADA	4	-	-	7	-	-	-	-	-	-	-	-	11	0.0%
South American Sports Organization	ODESUR	11	-	-	-	-	-	-	-	-	-	-	-	11	0.0%
French Anti-Doping Agency	AFLD-NADO	11	-	-	-	-	-	-	-	-	-	-	-	11	0.0%
Central American and Caribbean Sports Organization	ODECABE	10	-	-	-	-	-	-	-	-	-	-	-	10	0.0%
German Canoe Association	GER-CA	10	-	-	-	-	-	-	-	-	-	-	-	10	0.0%
International Olympic Committee	IOC	10	-	-	-	-	-	-	-	-	-	-	-	10	0.0%
Anti-Doping Singapore	ADS	-	-	-	9	-	-	-	-	-	-	-	-	9	0.0%
Sports Authority of Thailand	THA-NADO	-	-	-	8	-	-	-	-	-	-	-	-	8	0.0%
Venezuela NADO	VEN-NADO	-	-	-	7	-	-	-	-	-	-	-	-	7	0.0%
Central Asia RADO	RADOCA-RADO	-	-	-	7	-	-	-	-	-	-	-	-	7	0.0%
Anti-Doping department of State Sports Medicine Centre	LAT-NADO	-	-	-	6	-	-	-	-	-	-	-	-	6	0.0%
Uruguay Anti-Doping	URU-NADO	4	-	1	-	-	-	-	-	-	-	-	-	4	25.0%
NADO Flanders	NADOF	-	-	-	4	-	-	-	-	-	-	-	-	4	0.0%
Hellenic National Council for Combatting Doping	ESKAN	4	-	-	-	-	-	-	-	-	-	-	-	4	0.0%
Colombian NADO	COL-NADO	-	-	-	4	-	-	-	-	-	-	-	-	4	0.0%
French Community of Belgium NADO	BEL-CFWB	-	-	-	3	-	-	-	-	-	-	-	-	3	0.0%
Eastern Europe RADO	E-EUR-RADO	-	-	-	2	-	-	-	-	-	-	-	-	2	0.0%
Estonian Anti-Doping Agency	EADA	-	-	-	2	-	-	-	-	-	-	-	-	2	0.0%
Lithuanian Anti-Doping Agency	LTU-NADO	-	-	-	-	-	-	-	-	-	2	-	-	2	0.0%
Puerto Rico Anti-Doping Organization	PUR-NADO	-	-	-	1	-	-	-	-	-	-	-	-	1	0.0%
Slovenian Antidoping Organization	SLOADO	-	-	-	1	-	-	-	-	-	-	-	-	1	0.0%
I.R Iran National Anti-Doping Organization	IRI-NADO	-	-	-	1	-	-	-	-	-	-	-	-	1	0.0%
		1967	6	16	2246	4	7	33	-	-	239	-	-	4485	

Table 27: ASOIF Sport - Cycling

Testing Authority (TA)	ADAMS Code	Urine						Blood						Total Samples	% AAF
		IC			OOC			IC			OOC				
		Samples	ATF	AAF	Samples	ATF	AAF	Samples	ATF	AAF	Samples	ATF	AAF		
International Cycling Union	UCI	6224	53	60	2880	8	5	194	-	1	99	-	-	9397	0.7%
US Anti-Doping Agency	USADA	577	3	6	477	2	1	5	-	-	98	-	-	1157	0.6%
French Anti-Doping Agency	AFLD-NADO	873	4	19	45	-	-	57	-	-	1	-	-	976	1.9%
Chinese Anti-Doping Agency	CHINADA	428	-	-	413	-	2	2	-	-	19	-	-	862	0.2%
Russian National Anti-Doping Organization	RUSADA	667	-	4	127	-	-	27	-	-	13	-	-	834	0.5%
NADO Flanders	NADOF	513	-	12	299	-	-	-	-	-	-	-	-	812	1.5%
Italian National Olympic Committee	CONI	563	1	7	119	-	-	96	-	-	18	-	-	796	0.9%
Colombian NADO	COL-NADO	352	1	5	66	-	1	10	-	-	-	-	-	428	1.4%
German National Anti-Doping Agency	NADA	29	-	-	232	-	2	-	-	-	124	-	-	385	0.5%
Italian Ministry of Health Department	CVD-CONI	367	-	32	14	-	1	-	-	-	-	-	-	381	8.7%
Netherlands Anti-Doping Authority	ADAN	231	-	1	118	-	-	-	-	-	2	-	-	351	0.3%
Portugal Anti-Doping Agency	ADoP	154	-	-	83	-	-	-	-	-	105	-	-	342	0.0%
South African Institute for Drug-Free Sport	SAIDS	231	-	14	74	-	-	5	-	-	-	-	-	310	4.5%
Antidoping Switzerland	SUI-NADO	71	-	2	194	-	-	-	-	-	43	-	-	308	0.6%
UK Anti-Doping	UKAD	64	-	1	218	-	-	-	-	-	24	-	-	306	0.3%
Australian Sports Anti-Doping Authority	ASADA	122	-	-	141	-	-	7	-	-	35	-	-	305	0.0%
Canadian Centre for Ethics in Sport	CCES	87	-	2	97	-	-	36	-	-	21	-	-	241	0.8%
Japan Anti-Doping Agency	JADA	173	-	2	57	-	-	-	-	-	3	-	-	233	0.9%
Korea Cycle Racing Association	KOR-CYC	227	-	-	-	-	-	-	-	-	-	-	-	227	0.0%
German Cycling Federation	GER-CY	225	-	2	-	-	-	-	-	-	-	-	-	225	0.9%
French Community of Belgium NADO	BEL-CFWB	130	-	2	93	-	-	-	-	-	-	-	-	223	0.9%
Anti-Doping Denmark	ADD	113	-	1	82	-	-	-	-	-	3	-	-	198	0.5%
National Anti-Doping Agency Austria GmbH	NADA Austria	40	-	3	150	1	-	-	-	-	2	-	-	192	1.6%
National Anti Doping Agency -India	IND-NADO	67	-	1	64	-	-	14	-	-	40	-	-	185	0.5%
Drug Free Sport New Zealand	DFSNZ	29	-	1	145	1	-	-	-	-	2	-	-	176	0.6%
Irish Sports Council	ISC	39	-	1	58	-	-	-	-	-	73	-	-	170	0.6%
Cuban National Anti-Doping Agency	CUB-NADO	79	2	-	89	-	-	-	-	-	-	-	-	168	0.0%
Poland Commission Against Doping in Sports	PANDA	130	1	-	24	-	-	11	-	-	2	-	-	167	0.0%
Mexican National Commission for Physical Education and Sport	CONADE-MEX	125	4	6	5	-	-	-	-	-	-	-	-	130	4.6%
Commonwealth Games Federation	CGF	121	-	-	-	-	-	-	-	-	-	-	-	121	0.0%
Anti-Doping Norway	ADN	23	-	-	89	-	-	-	-	-	4	-	-	116	0.0%
Swedish Sports Confederation	RF	45	2	3	62	2	-	-	-	-	9	-	-	116	2.6%
Spain National Anti-Doping Agency	ESP-NADO	62	7	1	51	-	1	-	-	-	1	-	-	114	1.8%
Olympic Council of Asia	OCA	90	-	2	-	-	-	24	-	-	-	-	-	114	1.8%
Central American and Caribbean Sports Organization	ODECABE	73	-	-	-	-	-	36	-	-	-	-	-	109	0.0%
Royal Belgian Cycling League	BEL-CY	105	-	-	-	-	-	-	-	-	-	-	-	105	0.0%
Chilean National Anti-Doping Commission	CHI-NADO	92	-	2	-	-	-	-	-	-	-	-	-	92	2.2%
Korea Anti-Doping Agency	KADA	51	-	-	25	-	-	-	-	-	5	-	-	81	0.0%
Basque Government	ESP-Vasco	75	-	2	-	-	-	-	-	-	-	-	-	75	2.7%
Finnish Anti-Doping Agency	FINADA	38	-	-	27	-	-	-	-	-	-	-	-	65	0.0%
Czech Anti-Doping Committee	CADC	36	-	-	17	-	-	-	-	-	2	-	-	55	0.0%
Anti-Doping Agency of Malaysia	ADAMAS	53	-	2	-	-	-	-	-	-	-	-	-	53	3.8%
Venezuela NADO	VEN-NADO	36	-	-	12	1	-	-	-	-	-	-	-	48	0.0%
South American Sports Organization	ODESUR	38	-	1	-	-	-	5	-	-	-	-	-	43	2.3%
Japan Keirin Foundation	JKA	39	-	1	-	-	-	-	-	-	-	-	-	39	2.6%
Kazakhstan National Anti-Doping Centre	KAZ-NADO	-	-	-	39	-	-	-	-	-	-	-	-	39	0.0%
Hungarian Anti-Doping Agency	HUNADO	12	-	1	18	-	-	-	-	-	7	-	-	37	2.7%
Sports Authority of Thailand	THA-NADO	21	-	-	10	-	-	-	-	-	-	-	-	31	0.0%
Algerian National Anti-Doping Organization	ALG-NADO	29	-	-	1	-	-	-	-	-	-	-	-	30	0.0%
International Olympic Committee	IOC	19	-	-	-	-	-	9	-	-	-	-	-	28	0.0%
Slovenian Antidoping Organization	SLOADO	22	-	-	5	-	-	-	-	-	-	-	-	27	0.0%
Sri Lanka Anti Doping Agency	SRI-NADO	25	-	-	-	-	-	-	-	-	-	-	-	25	0.0%
Hellenic National Council for Combatting Doping	ESKAN	23	-	-	1	-	-	-	-	-	-	-	-	24	0.0%
Chinese Taipei Anti-Doping Agency	CTADA	3	-	-	19	-	-	-	-	-	-	-	-	22	0.0%
Bulgarian Anti-doping Center	BUL-NADO	12	-	-	9	-	-	-	-	-	-	-	-	21	0.0%
New Caledonia NADO	NCL-NADO	20	-	-	-	-	-	-	-	-	-	-	-	20	0.0%
Uruguay Anti-Doping	URU-NADO	20	1	1	-	-	-	-	-	-	-	-	-	20	5.0%
Anti-Doping Agency of Serbia	ADAS	11	-	-	8	-	-	-	-	-	-	-	-	19	0.0%
Belarus National Anti-Doping Agency	BNADA	16	-	4	2	-	-	-	-	-	-	-	-	18	22.2%
Hong Kong Anti-Doping Committee	HKG-ADC	-	-	-	14	-	-	-	-	-	4	-	-	18	0.0%
Luxembourg NADO	ALAD	8	-	-	5	-	-	-	-	-	4	-	-	17	0.0%
Brazilian Cycling Confederation	BRA-CBCI	14	-	2	-	-	-	-	-	-	-	-	-	14	14.3%
I.R Iran National Anti-Doping Organization	IRI-NADO	14	-	-	-	-	-	-	-	-	-	-	-	14	0.0%
International Sports Federation for Athletes with an Intellectual	INASPID	13	-	-	-	-	-	-	-	-	-	-	-	13	0.0%
Croatian Institute for Toxicology and Anti-Doping	CITA	-	-	-	12	-	-	-	-	-	-	-	-	12	0.0%
Saudi Arabian Antidoping Committee	KSA-NADO	12	-	-	-	-	-	-	-	-	-	-	-	12	0.0%
Guatemala NADO	GUA-OAD	7	-	-	5	-	-	-	-	-	-	-	-	12	0.0%
Israeli NADO	ISR-NADO	12	-	-	-	-	-	-	-	-	-	-	-	12	0.0%
National Anti-Doping Agency of Tunisia	ANAD	10	-	-	-	-	-	-	-	-	-	-	-	10	0.0%
Africa Zone V RADO	AFR-RADO-V	-	-	-	10	-	-	-	-	-	-	-	-	10	0.0%
Caribbean RADO	CAR-RADO	-	-	-	9	-	-	-	-	-	-	-	-	9	0.0%
National Anti Doping Agency Belize	NADO-Belize	9	1	1	-	-	-	-	-	-	-	-	-	9	11.1%

2014 Anti-Doping Testing Figures
Samples Analyzed and Reported by Accredited Laboratories in ADAMS

Table 27: ASOIF Sport - Cycling (continued)

Testing Authority (TA)	ADAMS Code	Urine						Blood						Total Samples	% AAF
		IC			OOC			IC			OOC				
		Samples	ATF	AAF	Samples	ATF	AAF	Samples	ATF	AAF	Samples	ATF	AAF		
Cyprus Anti-Doping Authority	CYADA	9	-	-	-	-	-	-	-	-	-	-	-	9	0.0%
Anti-Doping Singapore	ADS	-	-	-	8	-	-	-	-	-	-	-	-	8	0.0%
International University Sport Federation	FISU	8	-	-	-	-	-	-	-	-	-	-	-	8	0.0%
Anti-Doping department of State Sports Medicine Centre	LAT-NADO	-	-	-	7	-	-	-	-	-	-	-	-	7	0.0%
Arab Cycling Federation	ARAB-CYC	7	-	-	-	-	-	-	-	-	-	-	-	7	0.0%
Dominican Sports Medicine Federation	FEDOMEDE	-	-	-	7	-	-	-	-	-	-	-	-	7	0.0%
Korea Motorboat Racing Association	KOR-MOTB	5	-	-	-	-	-	-	-	-	-	-	-	5	0.0%
Estonian Anti-Doping Agency	EADA	3	-	-	2	-	-	-	-	-	-	-	-	5	0.0%
Slovak Anti-Doping Agency	SADA	3	-	-	2	-	-	-	-	-	-	-	-	5	0.0%
Jamaica Anti-Doping Commission	JADCO	-	-	-	5	-	-	-	-	-	-	-	-	5	0.0%
West Asia RADO	W-ASIA-RADO	-	-	-	4	-	-	-	-	-	-	-	-	4	0.0%
Botswana National Olympic Committee	BOT-OC	4	-	-	-	-	-	-	-	-	-	-	-	4	0.0%
Mauritius Cycling Federation	MRI-CYC	4	-	-	-	-	-	-	-	-	-	-	-	4	0.0%
Bermuda Sport Anti-Doping Authority	BSADA	-	-	-	4	-	-	-	-	-	-	-	-	4	0.0%
Turkish NOC- Anti-Doping Commission	TUR-NADO	-	-	-	3	-	-	-	-	-	-	-	-	3	0.0%
Anti-Doping Commission of Malta	MLT-NADO	-	-	-	3	-	-	-	-	-	-	-	-	3	0.0%
Georgian Anti-Doping Agency	GEO-NADO	3	-	-	-	-	-	-	-	-	-	-	-	3	0.0%
Turkish Cypriot NADO	TUR-CYP NADO (R)	3	-	-	-	-	-	-	-	-	-	-	-	3	0.0%
Mexican National Sports Council of Education	MEX-NSCE	-	-	-	3	-	-	-	-	-	-	-	-	3	0.0%
Bolivian Sports Organization	ODEBO	3	-	-	-	-	-	-	-	-	-	-	-	3	0.0%
Eastern Europe RADO	E-EUR-RADO	-	-	-	2	-	-	-	-	-	-	-	-	2	0.0%
Bahrain Anti-Doping Committee	BRN-NADO	-	-	-	2	-	-	-	-	-	-	-	-	2	0.0%
Mexican Cycling Federation	MEX-CY	2	-	-	-	-	-	-	-	-	-	-	-	2	0.0%
Jordan Anti-doping Organization	JADO	-	-	-	2	-	-	-	-	-	-	-	-	2	0.0%
Brunei Darussalam Anti-Doping Committee	BRU-NADO	2	-	-	-	-	-	-	-	-	-	-	-	2	0.0%
Indian Ocean RADO	IND-OCE-RADO	-	-	-	2	-	-	-	-	-	-	-	-	2	0.0%
Australian Cycling Federation	AUS-CY	1	-	-	-	-	-	-	-	-	-	-	-	1	0.0%
Andorran National Anti-Doping Commission	AND-NADO	-	-	-	1	-	-	-	-	-	-	-	-	1	0.0%
San Marino Standing Committee on Anti-Doping	SMR-NADO	-	-	-	1	-	-	-	-	-	-	-	-	1	0.0%
National Anti-Doping Commission of Barbados	NADC	-	-	-	1	-	-	-	-	-	-	-	-	1	0.0%
South East Asia RADO	SE-ASIA-RADO	-	-	-	1	-	-	-	-	-	-	-	-	1	0.0%
		14296	80	207	6874	15	13	538	-	1	763	-	-	22471	

Table 28: ASOIF Sport - Equestrian Sports

Testing Authority (TA)	ADAMS Code	Urine						Blood						Total Samples	% AAF
		IC			OOC			IC			OOC				
		Samples	ATF	AAF	Samples	ATF	AAF	Samples	ATF	AAF	Samples	ATF	AAF		
Irish Turf Club	ITC	133	-	4	-	-	-	-	-	-	-	-	-	133	3.0%
International Equestrian Federation	FEI	66	-	-	11	-	-	-	-	-	-	-	-	77	0.0%
German National Anti-Doping Agency	NADA	17	-	-	44	-	-	-	-	-	-	-	-	61	0.0%
Japan Anti-Doping Agency	JADA	15	-	-	17	-	-	-	-	-	-	-	-	32	0.0%
Chinese Anti-Doping Agency	CHINADA	12	-	-	16	-	-	-	-	-	-	-	-	28	0.0%
Canadian Centre for Ethics in Sport	CCES	10	-	-	17	-	-	-	-	-	-	-	-	27	0.0%
Portugal Anti-Doping Agency	ADoP	24	-	-	1	-	-	-	-	-	-	-	-	25	0.0%
Mexican National Commission for Physical Education and Sport	CONADE-MEX	-	-	-	22	-	2	-	-	-	-	-	-	22	9.1%
Turkish NOC- Anti-Doping Commission	TUR-NADO	21	-	2	-	-	-	-	-	-	-	-	-	21	9.5%
Spain National Anti-Doping Agency	ESP-NADO	12	-	-	8	-	-	-	-	-	-	-	-	20	0.0%
French Anti-Doping Agency	AFLD-NADO	11	-	-	-	-	-	4	-	-	-	-	-	15	0.0%
Italian National Olympic Committee	CONI	12	-	-	-	-	-	-	-	-	-	-	-	12	0.0%
Irish Sports Council	ISC	10	-	-	-	-	-	-	-	-	-	-	-	10	0.0%
National Anti Doping Agency -India	IND-NADO	-	-	-	10	-	-	-	-	-	-	-	-	10	0.0%
Olympic Council of Asia	OCA	9	-	-	-	-	-	-	-	-	-	-	-	9	0.0%
Russian National Anti-Doping Organization	RUSADA	8	-	-	-	-	-	-	-	-	-	-	-	8	0.0%
Swedish Sports Confederation	RF	8	-	-	-	-	-	-	-	-	-	-	-	8	0.0%
US Anti-Doping Agency	USADA	7	-	1	1	-	-	-	-	-	-	-	-	8	12.5%
South African Institute for Drug-Free Sport	SAIDS	6	-	-	2	-	-	-	-	-	-	-	-	8	0.0%
Czech Anti-Doping Committee	CADC	8	-	-	-	-	-	-	-	-	-	-	-	8	0.0%
Slovak Anti-Doping Agency	SADA	7	-	-	-	-	-	-	-	-	-	-	-	7	0.0%
Finnish Anti-Doping Agency	FINADA	7	-	-	-	-	-	-	-	-	-	-	-	7	0.0%
National Olympic and Sports Association of Iceland	ISL-NADO	6	-	1	-	-	-	-	-	-	-	-	-	6	16.7%
Netherlands Anti-Doping Authority	ADAN	6	-	-	-	-	-	-	-	-	-	-	-	6	0.0%
Anti-Doping Norway	ADN	6	-	-	-	-	-	-	-	-	-	-	-	6	0.0%
Central American and Caribbean Sports Organization	OCECABE	6	-	1	-	-	-	-	-	-	-	-	-	6	16.7%
Korea Anti-Doping Agency	KADA	6	-	-	-	-	-	-	-	-	-	-	-	6	0.0%
South American Sports Organization	ODESUR	5	-	-	-	-	-	-	-	-	-	-	-	5	0.0%
National Anti-Doping Agency Austria GmbH	NADA Austria	-	-	-	4	-	-	-	-	-	-	-	-	4	0.0%
Antidoping Switzerland	SUI-NADO	-	-	-	3	-	-	-	-	-	-	-	-	3	0.0%
Monaco Anti-Doping Committee	CMA Monaco	-	-	-	3	-	-	-	-	-	-	-	-	3	0.0%
Colombian NADO	COL-NADO	3	-	-	-	-	-	-	-	-	-	-	-	3	0.0%
Romanian National Anti-Doping Agency	ANAD-Romania	2	-	-	-	-	-	-	-	-	-	-	-	2	0.0%
Equine Canada	CAN-EQ	2	-	-	-	-	-	-	-	-	-	-	-	2	0.0%
Guatemala NADO	GUA-OAD	-	-	-	2	-	-	-	-	-	-	-	-	2	0.0%
Hungarian Anti-Doping Agency	HUNADO	2	-	-	-	-	-	-	-	-	-	-	-	2	0.0%
Anti-Doping department of State Sports Medicine Centre	LAT-NADO	2	-	-	-	-	-	-	-	-	-	-	-	2	0.0%
International Olympic Committee	IOC	2	-	-	-	-	-	-	-	-	-	-	-	2	0.0%
Saudi Arabian Antidoping Committee	KSA-NADO	-	-	-	1	-	-	-	-	-	-	-	-	1	0.0%
Hong Kong Anti-Doping Committee	HKG-ADC	-	-	-	1	-	-	-	-	-	-	-	-	1	0.0%
Uruguay Anti-Doping	URU-NADO	-	-	-	1	-	-	-	-	-	-	-	-	1	0.0%
		451	-	9	164	-	2	4	-	-	-	-	-	619	

Table 29: ASOIF Sport - Fencing

Testing Authority (TA)	ADAMS Code	Urine						Blood						Total Samples	% AAF
		IC			OOC			IC			OOC				
		Samples	ATF	AAF	Samples	ATF	AAF	Samples	ATF	AAF	Samples	ATF	AAF		
International Fencing Federation	FIE	412	-	1	26	-	1	-	-	-	-	-	-	438	0.5%
Russian National Anti-Doping Organization	RUSADA	12	-	-	100	-	-	-	-	-	-	-	-	112	0.0%
German National Anti-Doping Agency	NADA	-	-	-	78	-	-	-	-	-	-	-	-	78	0.0%
Cuban National Anti-Doping Agency	CUB-NADO	8	-	-	68	-	-	-	-	-	-	-	-	76	0.0%
Japan Anti-Doping Agency	JADA	27	-	-	34	-	-	-	-	-	-	-	-	61	0.0%
Romanian National Anti-Doping Agency	ANAD-Romania	25	-	-	35	-	-	-	-	-	-	-	-	60	0.0%
Hungarian Anti-Doping Agency	HUNADO	26	-	-	25	2	-	-	-	-	-	-	-	51	0.0%
Korea Anti-Doping Agency	KADA	17	-	-	33	-	-	-	-	-	-	-	-	50	0.0%
Italian Ministry of Health Department	CVD-CONI	50	-	1	-	-	-	-	-	-	-	-	-	50	2.0%
Chinese Anti-Doping Agency	CHINADA	18	-	-	27	-	-	-	-	-	-	-	-	45	0.0%
Spain National Anti-Doping Agency	ESP-NADO	27	1	-	15	1	-	-	-	-	-	-	-	42	0.0%
German Fencing Federation	GER-FE	38	-	-	-	-	-	-	-	-	-	-	-	38	0.0%
Italian National Olympic Committee	CONI	26	-	-	11	-	-	-	-	-	-	-	-	37	0.0%
Kazakhstan National Anti-Doping Centre	KAZ-NADO	-	-	-	32	-	-	-	-	-	-	-	-	32	0.0%
Poland Commission Against Doping in Sports	PANDA	13	-	-	18	-	-	-	-	-	-	-	-	31	0.0%
Colombian NADO	COL-NADO	28	-	-	-	-	-	-	-	-	-	-	-	28	0.0%
Olympic Council of Asia	OCA	27	-	-	-	-	-	-	-	-	-	-	-	27	0.0%
Qatar Antidoping Commission	QADC	-	-	-	23	-	1	-	-	-	-	-	-	23	4.3%
Hong Kong Anti-Doping Committee	HKG-ADC	3	-	-	20	-	-	-	-	-	-	-	-	23	0.0%
Israeli NADO	ISR-NADO	21	-	-	-	-	-	-	-	-	-	-	-	21	0.0%
Hellenic National Council for Combatting Doping	ESKAN	18	-	-	2	-	-	-	-	-	-	-	-	20	0.0%
Turkish NOC- Anti-Doping Commission	TUR-NADO	20	1	-	-	-	-	-	-	-	-	-	-	20	0.0%
French Community of Belgium NADO	BEL-CFWB	12	-	-	5	-	-	-	-	-	-	-	-	17	0.0%
Brazilian Fencing Confederation	BRA-CBE	4	-	-	13	-	-	-	-	-	-	-	-	17	0.0%
Mexican National Commission for Physical Education and Sport	CONADE-MEX	-	-	-	16	-	-	-	-	-	-	-	-	16	0.0%
Guatemala NADO	GUA-OAD	14	-	-	1	-	-	-	-	-	-	-	-	15	0.0%
US Anti-Doping Agency	USADA	-	-	-	13	-	-	-	-	-	-	-	-	13	0.0%
French Anti-Doping Agency	AFLD-NADO	10	-	-	3	-	-	-	-	-	-	-	-	13	0.0%
Sports Authority of Thailand	THA-NADO	4	-	-	9	-	-	-	-	-	-	-	-	13	0.0%
National Anti-Doping Agency Austria GmbH	NADA Austria	6	-	-	6	-	-	-	-	-	-	-	-	12	0.0%
South American Sports Organization	ODESUR	12	-	-	-	-	-	-	-	-	-	-	-	12	0.0%
Antidoping Switzerland	SUI-NADO	9	-	-	1	-	-	-	-	-	-	-	-	10	0.0%
Netherlands Anti-Doping Authority	ADAN	9	-	-	1	-	-	-	-	-	-	-	-	10	0.0%
Anti-Doping Singapore	ADS	-	-	-	9	-	-	-	-	-	-	-	-	9	0.0%
NADO Flanders	NADOF	6	-	-	2	-	-	-	-	-	-	-	-	8	0.0%
International Olympic Committee	IOC	7	-	-	-	-	-	-	-	-	-	-	-	7	0.0%
Czech Anti-Doping Committee	CADC	5	-	-	2	-	-	-	-	-	-	-	-	7	0.0%
Finnish Anti-Doping Agency	FINADA	7	-	-	-	-	-	-	-	-	-	-	-	7	0.0%
Slovak Anti-Doping Agency	SADA	6	-	-	-	-	-	-	-	-	-	-	-	6	0.0%
Central American and Caribbean Sports Organization	ODECABE	6	-	-	-	-	-	-	-	-	-	-	-	6	0.0%
Croatian Institute for Toxicology and Anti-Doping	CITA	6	-	-	-	-	-	-	-	-	-	-	-	6	0.0%
Estonian Anti-Doping Agency	EADA	-	-	-	6	-	-	-	-	-	-	-	-	6	0.0%
Swedish Sports Confederation	RF	5	-	-	-	-	-	-	-	-	-	-	-	5	0.0%
National Anti-Doping Agency of Tunisia	ANAD	5	-	-	-	-	-	-	-	-	-	-	-	5	0.0%
Central Asia RADO	RADOCA-RADO	-	-	-	4	-	-	-	-	-	-	-	-	4	0.0%
Saudi Arabian Antidoping Committee	KSA-NADO	-	-	-	3	-	-	-	-	-	-	-	-	3	0.0%
Anti-Doping Agency of Malaysia	ADAMAS	-	-	-	2	-	-	-	-	-	-	-	-	2	0.0%
El Salvador Fencing Federation	ESA-FE	2	-	-	-	-	-	-	-	-	-	-	-	2	0.0%
National Olympic and Sports Association of Iceland	ISL-NADO	2	-	-	-	-	-	-	-	-	-	-	-	2	0.0%
African Fencing Confederation	CAE	2	-	-	-	-	-	-	-	-	-	-	-	2	0.0%
Chinese Taipei Anti-Doping Agency	CTADA	-	-	-	2	-	-	-	-	-	-	-	-	2	0.0%
Portugal Anti-Doping Agency	ADoP	-	-	-	2	-	-	-	-	-	-	-	-	2	0.0%
Royal Belgium Fencing Federation	BEL-FEN	2	-	-	-	-	-	-	-	-	-	-	-	2	0.0%
Luxembourg NADO	ALAD	-	-	-	1	-	-	-	-	-	-	-	-	1	0.0%
Anti-Doping Agency of Serbia	ADAS	-	-	-	1	-	-	-	-	-	-	-	-	1	0.0%
Brunei Darussalam Anti-Doping Committee	BRU-NADO	1	-	-	-	-	-	-	-	-	-	-	-	1	0.0%
Irish Sports Council	ISC	1	-	-	-	-	-	-	-	-	-	-	-	1	0.0%
Jordan Anti-doping Organization	JADO	-	-	-	1	-	-	-	-	-	-	-	-	1	0.0%
		959	2	2	650	3	2	-	-	-	-	-	-	1609	

Table 30: ASOIF Sport - Field Hockey

Testing Authority (TA)	ADAMS Code	Urine						Blood						Total Samples	% AAF
		IC			OOC			IC			OOC				
		Samples	ATF	AAF	Samples	ATF	AAF	Samples	ATF	AAF	Samples	ATF	AAF		
National Anti Doping Agency -India	IND-NADO	22	-	-	160	-	-	-	-	-	-	-	-	182	0.0%
German National Anti-Doping Agency	NADA	17	-	-	162	-	-	-	-	-	-	-	-	179	0.0%
Japan Anti-Doping Agency	JADA	64	-	-	79	-	-	-	-	-	-	-	-	143	0.0%
International Hockey Federation	FIH	81	-	-	58	-	-	-	-	-	-	-	-	139	0.0%
Australian Sports Anti-Doping Authority	ASADA	24	-	1	45	-	-	-	-	-	17	-	-	86	1.2%
Korea Anti-Doping Agency	KADA	18	-	-	67	-	-	-	-	-	-	-	-	85	0.0%
Chinese Anti-Doping Agency	CHINADA	19	-	-	62	-	-	-	-	-	-	-	-	81	0.0%
UK Anti-Doping	UKAD	16	-	-	55	-	-	-	-	-	-	-	-	71	0.0%
Spain National Anti-Doping Agency	ESP-NADO	70	5	-	-	-	-	-	-	-	-	-	-	70	0.0%
Mexican National Commission for Physical Education and Sport	CONADE-MEX	19	-	-	42	-	2	-	-	-	-	-	-	61	3.3%
Cuban National Anti-Doping Agency	CUB-NADO	-	-	-	42	-	-	-	-	-	-	-	-	42	0.0%
US Anti-Doping Agency	USADA	-	-	-	39	-	-	-	-	-	-	-	-	39	0.0%
Italian National Olympic Committee	CONI	33	-	-	-	-	-	-	-	-	-	-	-	33	0.0%
Netherlands Anti-Doping Authority	ADAN	17	-	-	16	-	-	-	-	-	-	-	-	33	0.0%
French Community of Belgium NADO	BEL-CFWB	30	-	-	-	-	-	-	-	-	-	-	-	30	0.0%
French Anti-Doping Agency	AFLD-NADO	25	-	2	-	-	-	-	-	-	-	-	-	25	8.0%
Portugal Anti-Doping Agency	ADoP	24	-	-	-	-	-	-	-	-	-	-	-	24	0.0%
Commonwealth Games Federation	CGF	21	-	1	-	-	-	-	-	-	-	-	-	21	4.8%
Drug Free Sport New Zealand	DFSNZ	20	-	1	-	-	-	-	-	-	-	-	-	20	5.0%
Sports Authority of Thailand	THA-NADO	20	-	-	-	-	-	-	-	-	-	-	-	20	0.0%
Argentina Hockey Confederation	ARG-HOC	20	-	-	-	-	-	-	-	-	-	-	-	20	0.0%
Olympic Council of Asia	OCA	20	-	-	-	-	-	-	-	-	-	-	-	20	0.0%
Uruguay Anti-Doping	URU-NADO	16	-	-	2	-	-	-	-	-	-	-	-	18	0.0%
Turkish NOC- Anti-Doping Commission	TUR-NADO	16	-	-	-	-	-	-	-	-	-	-	-	16	0.0%
South African Institute for Drug-Free Sport	SAIDS	-	-	-	15	-	-	-	-	-	-	-	-	15	0.0%
Anti-Doping Agency of Malaysia	ADAMAS	-	-	-	15	-	-	-	-	-	-	-	-	15	0.0%
National Anti-Doping Agency Austria GmbH	NADA Austria	10	-	-	5	-	-	-	-	-	-	-	-	15	0.0%
International Olympic Committee	IOC	15	-	-	-	-	-	-	-	-	-	-	-	15	0.0%
Poland Commission Against Doping in Sports	PANDA	14	-	-	-	-	-	-	-	-	-	-	-	14	0.0%
Canadian Centre for Ethics in Sport	CCES	-	-	-	12	-	-	-	-	-	-	-	-	12	0.0%
NADO Flanders	NADOF	12	-	-	-	-	-	-	-	-	-	-	-	12	0.0%
Caribbean RADO	CAR-RADO	-	-	-	11	-	-	-	-	-	-	-	-	11	0.0%
European Hockey Federation	EUR-HO	10	-	-	-	-	-	-	-	-	-	-	-	10	0.0%
Puerto Rico Anti-Doping Organization	PUR-NADO	8	-	-	-	-	-	-	-	-	-	-	-	8	0.0%
Irish Sports Council	ISC	-	-	-	7	-	-	-	-	-	-	-	-	7	0.0%
Czech Anti-Doping Committee	CADC	7	-	1	-	-	-	-	-	-	-	-	-	7	14.3%
Qatar Antidoping Commission	QADC	-	-	-	7	-	-	-	-	-	-	-	-	7	0.0%
Oceania RADO	O-RADO	4	-	-	1	-	-	-	-	-	-	-	-	5	0.0%
Antidoping Switzerland	SUI-NADO	4	-	-	-	-	-	-	-	-	-	-	-	4	0.0%
South American Sports Organization	ODESUR	4	-	-	-	-	-	-	-	-	-	-	-	4	0.0%
Swedish Sports Confederation	RF	-	-	-	4	-	-	-	-	-	-	-	-	4	0.0%
National Anti-Doping Commission of Barbados	NADC	-	-	-	4	-	-	-	-	-	-	-	-	4	0.0%
Romanian National Anti-Doping Agency	ANAD-Romania	2	-	-	2	-	-	-	-	-	-	-	-	4	0.0%
Central American and Caribbean Sports Organization	ODECABE	4	-	-	-	-	-	-	-	-	-	-	-	4	0.0%
Hong Kong Anti-Doping Committee	HKG-ADC	-	-	-	3	-	-	-	-	-	-	-	-	3	0.0%
Venezuela NADO	VEN-NADO	-	-	-	2	-	-	-	-	-	-	-	-	2	0.0%
Guatemala NADO	GUA-OAD	-	-	-	1	-	-	-	-	-	-	-	-	1	0.0%
		706	5	6	918	-	2	-	-	-	17	-	-	1641	

Table 31: ASOIF Sport - Football

Testing Authority (TA)	ADAMS Code	Urine						Blood						Total Samples	% AAF
		IC			OOC			IC			OOC				
		Samples	ATF	AAF	Samples	ATF	AAF	Samples	ATF	AAF	Samples	ATF	AAF		
Brazilian Football Confederation	BRA-CBF	4708	10	8	134	2	-	-	-	-	-	-	-	4842	0.2%
Italian National Olympic Committee	CONI	2469	7	1	454	1	-	224	-	-	16	-	-	3163	0.0%
Union of European Football Associations	UEFA	1515	2	2	509	2	-	60	-	-	234	-	-	2318	0.1%
International Federation of Football Associations	FIFA	611	1	3	792	-	15	261	-	-	400	-	-	2064	0.9%
UK Anti-Doping	UKAD	1907	3	1	63	-	3	73	-	-	-	-	-	2043	0.2%
German Football Federation	GER-FOOT	1706	-	3	-	-	-	64	-	-	8	-	-	1778	0.2%
Turkish Football Federation	TUR-FB	1089	2	3	97	-	-	-	-	-	-	-	-	1186	0.3%
Portugal Anti-Doping Agency	ADoP	770	-	4	296	-	-	-	-	-	-	-	-	1066	0.4%
Spain National Anti-Doping Agency	ESP-NADO	655	7	1	228	2	1	-	-	-	24	-	-	907	0.2%
French Anti-Doping Agency	AFLD-NADO	191	-	1	512	1	1	22	-	-	12	-	-	737	0.3%
German National Anti-Doping Agency	NADA	-	-	-	587	-	-	-	-	-	68	-	-	655	0.0%
Japan Anti-Doping Agency	JADA	546	-	-	95	-	-	-	-	-	-	-	-	641	0.0%
South American Football Confederation	CSF/CONMEBOL	585	-	6	-	-	-	-	-	-	-	-	-	585	1.0%
Colombian NADO	COL-NADO	522	-	6	22	-	-	-	-	-	-	-	-	544	1.1%
Saudi Arabian Antidoping Committee	KSA-NADO	371	2	10	153	1	-	-	-	-	-	-	-	524	1.9%
Mexican Football Federation	MEX-FO	367	2	20	69	-	-	-	-	-	-	-	-	436	4.6%
Russian National Anti-Doping Organization	RUSADA	104	-	-	331	-	1	-	-	-	-	-	-	435	0.2%
Asian Football Confederation	AFC	357	-	2	23	-	-	-	-	-	-	-	-	380	0.5%
Hellenic National Council for Combatting Doping	ESKAN	377	-	2	-	-	-	-	-	-	-	-	-	377	0.5%
Iran Football Federation	IRI-FB	315	1	10	38	-	1	-	-	-	-	-	-	353	3.1%
Swedish Sports Confederation	RF	48	-	-	294	3	3	-	-	-	-	-	-	342	0.9%
Algerian Football Federation	ALG-FOO	222	-	2	78	-	-	-	-	-	14	-	-	314	0.6%
Chinese Anti-Doping Agency	CHINADA	49	-	2	250	-	-	-	-	-	-	-	-	299	0.7%
United Arab Emirates National Anti-doping Committee	UAE-NADO	288	-	3	3	-	-	-	-	-	-	-	-	291	1.0%
Anti-Doping Norway	ADN	209	-	3	78	-	-	-	-	-	-	-	-	287	1.0%
Australian Sports Anti-Doping Authority	ASADA	85	1	-	189	-	-	-	-	-	7	-	-	281	0.0%
NADO Flanders	NADOF	185	-	1	59	-	-	-	-	-	-	-	-	244	0.4%
Netherlands Anti-Doping Authority	ADAN	150	-	-	60	-	-	-	-	-	-	-	-	210	0.0%
Korea Anti-Doping Agency	KADA	79	-	-	114	-	-	-	-	-	-	-	-	193	0.0%
African Football Confederation	CAF	187	-	-	-	-	-	-	-	-	-	-	-	187	0.0%
Antidoping Switzerland	SUI-NADO	78	-	1	94	-	-	-	-	-	-	-	-	172	0.6%
Malta Football Association	MLT-FOO	168	-	2	-	-	-	-	-	-	-	-	-	168	1.2%
Sports Authority of Thailand	THA-NADO	90	-	2	70	-	-	-	-	-	-	-	-	160	1.3%
Rio de Janeiro Football Federation	BRA-FFERJ	160	-	-	-	-	-	-	-	-	-	-	-	160	0.0%
Finnish Anti-Doping Agency	FINADA	70	-	2	88	-	-	-	-	-	-	-	-	158	1.3%
French Community of Belgium NADO	BEL-CFWB	108	-	-	48	-	-	-	-	-	-	-	-	156	0.0%
Poland Commission Against Doping in Sports	PANDA	99	-	-	52	-	1	-	-	-	-	-	-	151	0.7%
Romanian National Anti-Doping Agency	ANAD-Romania	108	-	-	29	-	-	-	-	-	7	-	-	144	0.0%
Anti-Doping Denmark	ADD	60	-	-	75	-	-	-	-	-	-	-	-	135	0.0%
Ukrainian Football Federation	UKR-FB	108	-	1	20	-	-	-	-	-	-	-	-	128	0.8%
National Anti-Doping Agency Austria GmbH	NADA Austria	20	-	-	101	2	-	-	-	-	-	-	-	121	0.0%
South African Institute for Drug-Free Sport	SAIDS	102	-	-	2	-	-	-	-	-	-	-	-	104	0.0%
Qatar Antidoping Commission	QADC	96	-	4	3	-	-	-	-	-	-	-	-	99	4.0%
Cyprus Anti-Doping Authority	CYADA	92	-	-	6	-	-	-	-	-	-	-	-	98	0.0%
Mexican National Commission for Physical Education and Sport	CONADE-MEX	46	-	1	50	-	-	-	-	-	46	-	-	96	1.0%
Korea Professional Football League	KOR-FB	90	-	-	1	-	-	-	-	-	-	-	-	91	0.0%
Czech Anti-Doping Committee	CADC	72	-	-	16	-	-	-	-	-	-	-	-	88	0.0%
Slovenian Antidoping Organization	SLOADO	88	-	-	-	-	-	-	-	-	-	-	-	88	0.0%
Italian Ministry of Health Department	CVD-CONI	82	-	-	-	-	-	-	-	-	-	-	-	82	0.0%
Croatian Institute for Toxicology and Anti-Doping	CITA	40	-	-	37	-	-	-	-	-	-	-	-	77	0.0%
Bulgarian Anti-doping Center	BUL-NADO	68	-	-	7	-	-	-	-	-	-	-	-	75	0.0%
Cuban National Anti-Doping Agency	CUB-NADO	-	-	-	66	-	-	-	-	-	-	-	-	66	0.0%
Olympic Council of Asia	OCA	60	-	1	-	-	-	-	-	-	-	-	-	60	1.7%
Irish Sports Council	ISC	32	-	-	25	-	-	-	-	-	-	-	-	57	0.0%
Venezuela NADO	VEN-NADO	4	-	-	48	-	-	-	-	-	-	-	-	52	0.0%
Anti-Doping Agency of Serbia	ADAS	48	-	1	-	-	-	-	-	-	-	-	-	48	2.1%
Kuwait Anti-Doping Committee	KUW-NADO	46	-	1	1	-	-	-	-	-	-	-	-	47	2.1%
Agency for Anti-Doping Control of Bosnia and Herzegovina	BIH-NADO	22	-	-	18	-	-	-	-	-	-	-	-	40	0.0%
I.R Iran National Anti-Doping Organization	IRI-NADO	34	-	1	-	-	-	-	-	-	-	-	-	34	2.9%
Uruguay Anti-Doping	URU-NADO	34	-	-	-	-	-	-	-	-	-	-	-	34	0.0%
National Anti Doping Agency -India	IND-NADO	22	-	-	12	-	-	-	-	-	-	-	-	34	0.0%
Hungarian Anti-Doping Agency	HUNADO	32	-	-	-	-	-	-	-	-	-	-	-	32	0.0%
Guatemala National Football Federation	GUA-FNFG	32	-	6	-	-	-	-	-	-	-	-	-	32	18.8%
US Anti-Doping Agency	USADA	-	-	-	31	-	-	-	-	-	-	-	-	31	0.0%
Drug Free Sport New Zealand	DFSNZ	26	-	-	4	-	-	-	-	-	-	-	-	30	0.0%
Costa Rica Football Federation	CRC-FOO	25	-	-	-	-	-	-	-	-	-	-	-	25	0.0%
Africa Zone IV RADO	AFR-RADO-IV	16	-	-	9	-	-	-	-	-	-	-	-	25	0.0%
South American Sports Organization	ODESUR	24	-	-	-	-	-	-	-	-	-	-	-	24	0.0%
Africa Zone VI RADO	AFR-RADO-VI	15	-	-	6	-	-	-	-	-	-	-	-	21	0.0%
National Anti-Doping Agency of Tunisia	ANAD	8	-	-	10	-	-	-	-	-	-	-	-	18	0.0%
Slovak Anti-Doping Agency	SADA	13	-	-	4	-	-	-	-	-	-	-	-	17	0.0%

Table 31: ASOIF Sport - Football (continued)

Testing Authority (TA)	ADAMS Code	Urine						Blood						Total Samples	% AAF
		IC			OOB			IC			OOB				
		Samples	ATF	AAF	Samples	ATF	AAF	Samples	ATF	AAF	Samples	ATF	AAF		
Eastern Europe RADO	E-EUR-RADO	4	-	-	13	-	-	-	-	-	-	-	-	17	0.0%
Bahrain Anti-Doping Committee	BRN-NADO	16	-	-	-	-	-	-	-	-	-	-	-	16	0.0%
Canadian Centre for Ethics in Sport	CCES	-	-	-	16	-	-	-	-	-	-	-	-	16	0.0%
Andorran National Anti-Doping Commission	AND-NADO	8	-	-	8	-	-	-	-	-	-	-	-	16	0.0%
Israel Football Association	ISR-FB	16	-	-	-	-	-	-	-	-	-	-	-	16	0.0%
International University Sport Federation	FISU	15	1	-	-	-	-	-	-	-	-	-	-	15	0.0%
International Olympic Committee	IOC	14	-	-	-	-	-	-	-	-	-	-	-	14	0.0%
Anti-Doping Commission of Malta	MLT-NADO	12	-	-	1	-	-	-	-	-	-	-	-	13	0.0%
Württemberg Football Association	GER-WurtFoot	12	-	-	-	-	-	-	-	-	-	-	-	12	0.0%
Football Federation of Macedonia	MKD-FOO	12	-	-	-	-	-	-	-	-	-	-	-	12	0.0%
National Olympic and Sports Association of Iceland	ISL-NADO	6	-	-	6	-	-	-	-	-	-	-	-	12	0.0%
Anti-Doping Agency of Malaysia	ADAMAS	4	-	-	8	-	-	-	-	-	-	-	-	12	0.0%
Chinese Taipei Anti-Doping Agency	CTADA	-	-	-	10	-	-	-	-	-	-	-	-	10	0.0%
West Asia RADO	W-ASIA-RADO	-	-	-	9	-	-	-	-	-	-	-	-	9	0.0%
Jordan Anti-doping Organization	JADO	-	-	-	8	-	-	-	-	-	-	-	-	8	0.0%
Estonian Anti-Doping Agency	EADA	8	-	1	-	-	-	EADA	-	-	-	-	-	8	12.5%
Malaysian Football Association	MAS-FB	8	-	-	-	-	-	-	-	-	-	-	-	8	0.0%
European Police Sport Union	USPE	8	-	-	-	-	-	USPE	-	-	-	-	-	8	0.0%
Central American and Caribbean Sports Organization	ODECABE	8	-	-	-	-	-	-	-	-	-	-	-	8	0.0%
New Caledonia NADO	NCL-NADO	7	-	-	-	-	-	-	-	-	-	-	-	7	0.0%
Hong Kong Anti-Doping Committee	HKG-ADC	-	-	-	4	-	-	-	-	-	-	-	-	4	0.0%
Botswana National Olympic Committee	BOT-OC	4	-	-	-	-	-	-	-	-	-	-	-	4	0.0%
Brunei Darussalam Anti-Doping Committee	BRU-NADO	4	-	-	-	-	-	-	-	-	-	-	-	4	0.0%
Luxembourg NADO	ALAD	4	-	-	-	-	-	-	-	-	-	-	-	4	0.0%
Georgian Anti-Doping Agency	GEO-NADO	4	-	-	-	-	-	-	-	-	-	-	-	4	0.0%
Oceania RADO	O-RADO	-	-	-	4	-	-	-	-	-	-	-	-	4	0.0%
German Police Sports Board of Trustees	DPSK	-	-	-	3	-	-	-	-	-	-	-	-	3	0.0%
Turkish Cypriot NADO	TUR-CYP NADO (R)	2	-	-	-	-	-	-	-	-	-	-	-	2	0.0%
Anti-Doping Singapore	ADS	-	-	-	2	-	-	-	-	-	-	-	-	2	0.0%
Bolivian Sports Organization	ODEBO	2	-	-	-	-	-	-	-	-	-	-	-	2	0.0%
Senegal Anti-Doping Organization	SEN-NADO	2	-	-	-	-	-	-	-	-	-	-	-	2	0.0%
Jamaica Anti-Doping Commission	JADCO	-	-	-	2	-	-	-	-	-	-	-	-	2	0.0%
Anti-Doping department of State Sports Medicine Centre	LAT-NADO	2	-	-	-	-	-	-	-	-	-	-	-	2	0.0%
Caribbean RADO	CAR-RADO	-	-	-	2	-	-	-	-	-	-	-	-	2	0.0%
South Asia RADO	S-ASIA-RADO	-	-	-	2	-	-	-	-	-	-	-	-	2	0.0%
San Marino Standing Committee on Anti-Doping	SMR-NADO	-	-	-	1	-	-	-	-	-	-	-	-	1	0.0%
German Youth Force Sports Association	GER-DJK	1	-	-	-	-	-	-	-	-	-	-	-	1	0.0%
		23188	39	118	6560	14	26	704	-	-	790	-	-	31242	

2014 Anti-Doping Testing Figures
Samples Analyzed and Reported by Accredited Laboratories in ADAMS

Table 32: ASOIF Sport - Golf

Testing Authority (TA)	ADAMS Code	Urine						Blood						Total Samples	% AAF
		IC			OOC			IC			OOC				
		Samples	ATF	AAF	Samples	ATF	AAF	Samples	ATF	AAF	Samples	ATF	AAF		
Japan Anti-Doping Agency	JADA	28	-	-	26	-	-	-	-	-	-	-	-	54	0.0%
Portugal Anti-Doping Agency	ADoP	47	-	-	-	-	-	-	-	-	-	-	-	47	0.0%
Spain National Anti-Doping Agency	ESP-NADO	34	-	1	3	-	-	-	-	-	-	-	-	37	2.7%
German National Anti-Doping Agency	NADA	25	-	1	5	-	-	-	-	-	-	-	-	30	3.3%
French Anti-Doping Agency	AFLD-NADO	26	-	2	2	-	-	-	-	-	-	-	-	28	7.1%
Ladies Professional Golfers' Association of Japan	JPN-LPGA	24	-	-	-	-	-	-	-	-	-	-	-	24	0.0%
Italian Ministry of Health Department	CVD-CONI	23	-	2	-	-	-	-	-	-	-	-	-	23	8.7%
International Golf Federation	IGF	16	-	1	5	-	-	-	-	-	-	-	-	21	4.8%
Korea Anti-Doping Agency	KADA	8	-	1	10	-	-	-	-	-	-	-	-	18	5.6%
Chinese Anti-Doping Agency	CHINADA	3	-	-	15	-	-	-	-	-	-	-	-	18	0.0%
Venezuela NADO	VEN-NADO	15	-	-	1	-	-	-	-	-	-	-	-	16	0.0%
South African Institute for Drug-Free Sport	SAIDS	13	-	-	2	-	-	-	-	-	-	-	-	15	0.0%
Netherlands Anti-Doping Authority	ADAN	12	-	-	2	-	-	-	-	-	-	-	-	14	0.0%
Saudi Arabian Antidoping Committee	KSA-NADO	13	-	-	-	-	-	-	-	-	-	-	-	13	0.0%
Italian National Olympic Committee	CONI	13	-	-	-	-	-	-	-	-	-	-	-	13	0.0%
Sports Authority of Thailand	THA-NADO	2	-	-	10	-	-	-	-	-	-	-	-	12	0.0%
NADO Flanders	NADOF	12	-	-	-	-	-	-	-	-	-	-	-	12	0.0%
Finnish Anti-Doping Agency	FINADA	9	-	-	2	-	-	-	-	-	-	-	-	11	0.0%
Colombian NADO	COL-NADO	10	-	-	-	-	-	-	-	-	-	-	-	10	0.0%
Anti-Doping Norway	ADN	10	-	-	-	-	-	-	-	-	-	-	-	10	0.0%
Kazakhstan National Anti-Doping Centre	KAZ-NADO	-	-	-	7	1	-	-	-	-	-	-	-	7	0.0%
Russian National Anti-Doping Organization	RUSADA	7	-	-	-	-	-	-	-	-	-	-	-	7	0.0%
Olympic Council of Asia	OCA	6	-	-	-	-	-	-	-	-	-	-	-	6	0.0%
Japan Golf Association	JPN-GO	6	-	-	-	-	-	-	-	-	-	-	-	6	0.0%
National Anti Doping Agency -India	IND-NADO	-	-	-	6	-	-	-	-	-	-	-	-	6	0.0%
International Go Federation	IGF-Go	-	-	-	5	-	-	-	-	-	-	-	-	5	0.0%
Swedish Sports Confederation	RF	4	-	-	-	-	-	-	-	-	-	-	-	4	0.0%
Czech Anti-Doping Committee	CADC	4	-	-	-	-	-	-	-	-	-	-	-	4	0.0%
Oceania RADO	O-RADO	-	-	-	3	-	-	-	-	-	-	-	-	3	0.0%
International Olympic Committee	IOC	3	-	-	-	-	-	-	-	-	-	-	-	3	0.0%
Guatemala NADO	GUA-OAD	3	-	-	-	-	-	-	-	-	-	-	-	3	0.0%
Anti-Doping Denmark	ADD	3	-	-	-	-	-	-	-	-	-	-	-	3	0.0%
Mexican National Sports Council of Education	MEX-NSCE	-	-	-	3	1	-	-	-	-	-	-	-	3	0.0%
Croatian Institute for Toxicology and Anti-Doping	CITA	3	-	-	-	-	-	-	-	-	-	-	-	3	0.0%
Central American and Caribbean Sports Organization	OCECABE	3	-	-	-	-	-	-	-	-	-	-	-	3	0.0%
Mexican National Commission for Physical Education and Sport	CONADE-MEX	-	-	-	2	1	-	-	-	-	-	-	-	2	0.0%
Canadian Centre for Ethics in Sport	CCES	2	-	-	-	-	-	-	-	-	-	-	-	2	0.0%
International Military Sports Council	CISM	2	-	-	-	-	-	-	-	-	-	-	-	2	0.0%
Qatar Antidoping Commission	QADC	-	-	-	2	-	-	-	-	-	-	-	-	2	0.0%
Hungarian Anti-Doping Agency	HUNADO	-	-	-	2	-	-	-	-	-	-	-	-	2	0.0%
South American Sports Organization	ODESUR	2	-	-	-	-	-	-	-	-	-	-	-	2	0.0%
Hong Kong Anti-Doping Committee	HKG-ADC	-	-	-	2	-	-	-	-	-	-	-	-	2	0.0%
National Anti-Doping Commission of Barbados	NADC	-	-	-	1	-	-	-	-	-	-	-	-	1	0.0%
		391	-	8	116	3	-	-	-	-	-	-	-	507	

Table 33: ASOIF Sport - Gymnastics

Testing Authority (TA)	ADAMS Code	Urine						Blood						Total Samples	% AAF
		IC			OOC			IC			OOC				
		Samples	ATF	AAF	Samples	ATF	AAF	Samples	ATF	AAF	Samples	ATF	AAF		
International Gymnastics Federation	FIG	301	-	3	76	-	-	-	-	-	-	-	-	377	0.8%
German National Anti-Doping Agency	NADA	44	-	-	200	-	-	-	-	-	-	-	-	244	0.0%
Russian National Anti-Doping Organization	RUSADA	52	-	-	115	-	-	-	-	-	-	-	-	167	0.0%
Japan Anti-Doping Agency	JADA	28	1	-	105	-	-	-	-	-	-	-	-	133	0.0%
US Anti-Doping Agency	USADA	35	-	3	86	-	-	-	-	-	-	-	-	121	2.5%
Chinese Anti-Doping Agency	CHINADA	30	-	-	79	-	-	-	-	-	-	-	-	109	0.0%
Romanian National Anti-Doping Agency	ANAD-Romania	24	-	-	55	-	-	-	-	-	-	-	-	79	0.0%
Spain National Anti-Doping Agency	ESP-NADO	65	-	-	3	-	-	-	-	-	-	-	-	68	0.0%
Kazakhstan National Anti-Doping Centre	KAZ-NADO	-	-	-	57	-	-	-	-	-	-	-	-	57	0.0%
Australian Sports Anti-Doping Authority	ASADA	20	-	-	33	-	-	-	-	-	-	-	-	53	0.0%
French Anti-Doping Agency	AFLD-NADO	22	-	1	30	-	-	-	-	-	-	-	-	52	1.9%
Mexican National Commission for Physical Education and Sport	CONADE-MEX	39	-	-	13	-	-	-	-	-	-	-	-	52	0.0%
Finnish Anti-Doping Agency	FINADA	24	-	-	27	-	-	-	-	-	-	-	-	51	0.0%
Cuban National Anti-Doping Agency	CUB-NADO	-	-	-	42	-	-	-	-	-	-	-	-	42	0.0%
European Gymnastics Union	UEG	42	-	-	-	-	-	-	-	-	-	-	-	42	0.0%
Italian National Olympic Committee	CONI	37	-	-	5	-	-	-	-	-	-	-	-	42	0.0%
Canadian Centre for Ethics in Sport	CCES	28	-	-	14	-	-	-	-	-	-	-	-	42	0.0%
National Anti Doping Agency -India	IND-NADO	-	-	-	40	-	-	-	-	-	-	-	-	40	0.0%
Korea Anti-Doping Agency	KADA	15	-	-	23	-	-	-	-	-	-	-	-	38	0.0%
Olympic Council of Asia	OCA	37	-	-	-	-	-	-	-	-	-	-	-	37	0.0%
Netherlands Anti-Doping Authority	ADAN	13	-	-	21	-	-	-	-	-	2	-	-	36	0.0%
UK Anti-Doping	UKAD	4	-	-	31	-	-	-	-	-	-	-	-	35	0.0%
Portugal Anti-Doping Agency	ADoP	28	-	1	6	-	-	-	-	-	-	-	-	34	2.9%
NADO Flanders	NADOF	18	-	-	11	-	-	-	-	-	-	-	-	29	0.0%
Czech Anti-Doping Committee	CADC	18	-	-	7	-	-	-	-	-	2	-	-	27	0.0%
Hungarian Anti-Doping Agency	HUNADO	13	-	-	13	-	-	-	-	-	-	-	-	26	0.0%
Sports Authority of Thailand	THA-NADO	18	-	-	7	-	-	-	-	-	-	-	-	25	0.0%
Turkish NOC- Anti-Doping Commission	TUR-NADO	25	-	-	-	-	-	-	-	-	-	-	-	25	0.0%
Bulgarian Anti-doping Center	BUL-NADO	15	-	-	10	-	-	-	-	-	-	-	-	25	0.0%
Antidoping Switzerland	SUI-NADO	8	-	-	12	-	-	-	-	-	-	-	-	20	0.0%
Anti-Doping Agency of Malaysia	ADAMAS	20	-	-	-	-	-	-	-	-	-	-	-	20	0.0%
Central American and Caribbean Sports Organization	ODECABE	18	-	1	-	-	-	-	-	-	-	-	-	18	5.6%
Italian Ministry of Health Department	CVD-CONI	17	-	-	-	-	-	-	-	-	-	-	-	17	0.0%
Poland Commission Against Doping in Sports	PANDA	16	-	-	-	-	-	-	-	-	-	-	-	16	0.0%
International Olympic Committee	IOC	16	-	-	-	-	-	-	-	-	-	-	-	16	0.0%
French Community of Belgium NADO	BEL-CFWB	12	-	1	1	-	-	-	-	-	-	-	-	13	7.7%
Belarus National Anti-Doping Agency	BNADA	-	-	-	13	-	-	-	-	-	-	-	-	13	0.0%
South American Sports Organization	ODESUR	11	-	-	-	-	-	-	-	-	-	-	-	11	0.0%
Commonwealth Games Federation	CGF	10	-	-	-	-	-	-	-	-	-	-	-	10	0.0%
Anti-Doping Norway	ADN	10	-	-	-	-	-	-	-	-	-	-	-	10	0.0%
National Anti-Doping Agency Austria GmbH	NADA Austria	-	-	-	7	-	-	-	-	-	-	-	-	7	0.0%
Namibia National Olympic Committee	NAM-NOC	6	-	-	-	-	-	-	-	-	-	-	-	6	0.0%
Vietnam Anti-Doping & Sports Medicine Agency	VADA	5	-	-	-	-	-	-	-	-	-	-	-	5	0.0%
South African Institute for Drug-Free Sport	SAIDS	-	-	-	5	-	-	-	-	-	-	-	-	5	0.0%
Pan American Gymnastics Union	UPAG	5	-	-	-	-	-	-	-	-	-	-	-	5	0.0%
Croatian Institute for Toxicology and Anti-Doping	CITA	-	-	-	4	-	-	-	-	-	-	-	-	4	0.0%
Chinese Taipei Anti-Doping Agency	CTADA	-	-	-	4	-	-	-	-	-	-	-	-	4	0.0%
National Anti-Doping Agency of Tunisia	ANAD	-	-	-	4	-	-	-	-	-	-	-	-	4	0.0%
Irish Sports Council	ISC	2	-	-	2	-	-	-	-	-	-	-	-	4	0.0%
Swedish Sports Confederation	RF	4	-	-	-	-	-	-	-	-	-	-	-	4	0.0%
Israeli NADO	ISR-NADO	-	-	-	3	-	-	-	-	-	-	-	-	3	0.0%
Anti-Doping Denmark	ADD	3	-	-	-	-	-	-	-	-	-	-	-	3	0.0%
Monaco Anti-Doping Committee	CMA Monaco	-	-	-	3	-	-	-	-	-	-	-	-	3	0.0%
Anti-Doping department of State Sports Medicine Centre	LAT-NADO	-	-	-	3	-	-	-	-	-	-	-	-	3	0.0%
Saudi Arabian Antidoping Committee	KSA-NADO	-	-	-	3	-	-	-	-	-	-	-	-	3	0.0%
Cyprus Anti-Doping Authority	CYADA	-	-	-	3	-	-	-	-	-	-	-	-	3	0.0%
Slovak Anti-Doping Agency	SADA	-	-	-	2	-	-	-	-	-	-	-	-	2	0.0%
International non-governmental organization for Sports Aerobic	FISAF International	2	-	-	-	-	-	-	-	-	-	-	-	2	0.0%
Brazilian Gymnastics Confederation	BRA-GYM	2	-	-	-	-	-	-	-	-	-	-	-	2	0.0%
German Youth Force Sports Association	GER-DJK	2	-	-	-	-	-	-	-	-	-	-	-	2	0.0%
Luxembourg NADO	ALAD	-	-	-	1	-	-	-	-	-	-	-	-	1	0.0%
South East Asia RADO	SE-ASIA-RADO	-	-	-	1	-	-	-	-	-	-	-	-	1	0.0%
Jordan Anti-doping Organization	JADO	-	-	-	1	-	-	-	-	-	-	-	-	1	0.0%
Anti-Doping Singapore	ADS	-	-	-	1	-	-	-	-	-	-	-	-	1	0.0%
Puerto Rico Anti-Doping Organization	PUR-NADO	-	-	-	1	-	-	-	-	-	-	-	-	1	0.0%
Hellenic National Council for Combatting Doping	ESKAN	-	-	-	1	-	-	-	-	-	-	-	-	1	0.0%
West Asia RADO	W-ASIA-RADO	-	-	-	1	-	-	-	-	-	-	-	-	1	0.0%
Guatemala NADO	GUA-OAD	-	-	-	1	-	-	-	-	-	-	-	-	1	0.0%
Hong Kong Anti-Doping Committee	HKG-ADC	-	-	-	1	-	-	-	-	-	-	-	-	1	0.0%
		1164	1	10	1187	-	-	-	-	-	4	-	-	2355	

Table 34: ASOIF Sport - Handball

Testing Authority (TA)	ADAMS Code	Urine						Blood						Total Samples	% AAF
		IC		OOC		AAF	IC		OOC		AAF				
		Samples	ATF	Samples	ATF			Samples	ATF	Samples		ATF			
French Anti-Doping Agency	AFLD-NADO	83	-	-	258	-	1	12	-	-	4	-	-	357	0.3%
German National Anti-Doping Agency	NADA	174	-	-	161	-	-	-	-	-	11	-	-	346	0.0%
Swedish Sports Confederation	RF	37	-	-	253	-	2	-	-	-	-	-	-	290	0.7%
European Handball Federation	EUR-HAND	257	-	3	28	-	-	-	-	-	-	-	-	285	1.1%
Russian National Anti-Doping Organization	RUSADA	-	-	-	177	-	-	-	-	-	-	-	-	177	0.0%
Spain National Anti-Doping Agency	ESP-NADO	136	1	1	18	-	-	-	-	-	6	-	-	160	0.6%
Anti-Doping Norway	ADN	121	-	2	27	-	-	-	-	-	-	-	-	148	1.4%
Korea Anti-Doping Agency	KADA	40	-	-	107	-	-	-	-	-	-	-	-	147	0.0%
Japan Anti-Doping Agency	JADA	78	-	-	64	-	-	-	-	-	-	-	-	142	0.0%
Anti-Doping Denmark	ADD	50	-	-	79	-	-	-	-	-	-	-	-	129	0.0%
Poland Commission Against Doping in Sports	PANDA	94	-	-	30	-	-	-	-	-	-	-	-	124	0.0%
International Handball Federation	IHF	106	-	1	18	-	-	-	-	-	-	-	-	124	0.8%
Chinese Anti-Doping Agency	CHINADA	16	-	-	74	-	-	-	-	-	-	-	-	90	0.0%
Croatian Institute for Toxicology and Anti-Doping	CITA	42	1	-	47	1	-	-	-	-	-	-	-	89	0.0%
Romanian National Anti-Doping Agency	ANAD-Romania	65	-	-	22	-	-	-	-	-	-	-	-	87	0.0%
Portugal Anti-Doping Agency	ADoP	56	-	-	20	1	1	-	-	-	-	-	-	76	1.3%
Sports Authority of Thailand	THA-NADO	36	-	-	39	-	-	-	-	-	-	-	-	75	0.0%
Finnish Anti-Doping Agency	FINADA	32	-	-	32	-	-	-	-	-	-	-	-	64	0.0%
US Anti-Doping Agency	USADA	16	-	-	48	1	1	-	-	-	-	-	-	64	1.6%
Cuban National Anti-Doping Agency	CUB-NADO	-	-	-	58	-	-	-	-	-	-	-	-	58	0.0%
National Anti-Doping Agency Austria GmbH	NADA Austria	8	-	-	48	-	-	-	-	-	-	-	-	56	0.0%
Algerian National Anti-Doping Organization	ALG-NADO	56	-	-	-	-	-	-	-	-	-	-	-	56	0.0%
Turkish NOC- Anti-Doping Commission	TUR-NADO	56	-	1	-	-	-	-	-	-	-	-	-	56	1.8%
Italian National Olympic Committee	CONI	45	-	-	9	-	-	-	-	-	-	-	-	54	0.0%
Czech Anti-Doping Committee	CADC	40	-	-	9	-	-	-	-	-	3	-	-	52	0.0%
Anti-Doping Agency of Serbia	ADAS	40	-	1	8	-	-	-	-	-	-	-	-	48	2.1%
Kuwait Anti-Doping Committee	KUW-NADO	36	-	5	5	-	-	-	-	-	-	-	-	41	12.2%
Italian Ministry of Health Department	CVD-CONI	38	-	-	-	-	-	-	-	-	-	-	-	38	0.0%
Olympic Council of Asia	OCA	36	-	-	-	-	-	-	-	-	-	-	-	36	0.0%
NADO Flanders	NADOF	36	-	-	-	-	-	-	-	-	-	-	-	36	0.0%
Agency for Anti-Doping Control of Bosnia and Herzegovina	BIH-NADO	35	-	1	-	-	-	-	-	-	-	-	-	35	2.9%
Kazakhstan National Anti-Doping Centre	KAZ-NADO	-	-	-	32	-	-	-	-	-	-	-	-	32	0.0%
National Anti-Doping Agency of Tunisia	ANAD	16	-	-	15	-	-	-	-	-	-	-	-	31	0.0%
Africa Zone IV RADO	AFR-RADO-IV	-	-	-	26	-	-	-	-	-	-	-	-	26	0.0%
Antidoping Switzerland	SUI-NADO	16	-	1	9	-	-	-	-	-	-	-	-	25	4.0%
French Community of Belgium NADO	BEL-CFWB	24	-	1	-	-	-	-	-	-	-	-	-	24	4.2%
Netherlands Anti-Doping Authority	ADAN	21	-	-	3	-	-	-	-	-	-	-	-	24	0.0%
Saudi Arabian Antidoping Committee	KSA-NADO	24	-	1	-	-	-	-	-	-	-	-	-	24	4.2%
Asian Handball Federation	AHF	20	-	1	-	-	-	-	-	-	-	-	-	20	5.0%
Hungarian Anti-Doping Agency	HUNADO	14	-	-	6	-	-	-	-	-	-	-	-	20	0.0%
Venezuela NADO	VEN-NADO	-	-	-	20	-	-	-	-	-	-	-	-	20	0.0%
Belarus National Anti-Doping Agency	BNADA	-	-	-	18	-	-	-	-	-	-	-	-	18	0.0%
Cyprus Anti-Doping Authority	CYADA	16	-	-	-	-	-	-	-	-	-	-	-	16	0.0%
Slovak Anti-Doping Agency	SADA	16	-	-	-	-	-	-	-	-	-	-	-	16	0.0%
Mexican National Commission for Physical Education and Sport	CONADE-MEX	11	-	-	4	-	-	-	-	-	-	-	-	15	0.0%
Qatar Antidoping Commission	QADC	14	-	1	1	-	-	-	-	-	-	-	-	15	6.7%
National Anti Doping Agency -India	IND-NADO	-	-	-	14	-	-	-	-	-	-	-	-	14	0.0%
Chinese Taipei Anti-Doping Agency	CTADA	-	-	-	13	-	-	-	-	-	-	-	-	13	0.0%
South American Sports Organization	ODESUR	12	-	-	-	-	-	-	-	-	-	-	-	12	0.0%
International Olympic Committee	IOC	12	-	-	-	-	-	-	-	-	-	-	-	12	0.0%
National Olympic and Sports Association of Iceland	ISL-NADO	8	-	-	4	-	-	-	-	-	-	-	-	12	0.0%
Jordan Anti-doping Organization	JADO	-	-	-	10	-	-	-	-	-	-	-	-	10	0.0%
Africa Zone I RADO	AFR-RADO-I	-	-	-	10	-	-	-	-	-	-	-	-	10	0.0%
Central Asia RADO	RADOCA-RADO	-	-	-	9	-	-	-	-	-	-	-	-	9	0.0%
Central American and Caribbean Sports Organization	ODECABE	8	-	-	-	-	-	-	-	-	-	-	-	8	0.0%
International University Sport Federation	FISU	8	-	-	-	-	-	-	-	-	-	-	-	8	0.0%
Africa Zone II & III RADO	AFR-RADO-II-III	-	-	-	6	-	-	-	-	-	-	-	-	6	0.0%
Israeli NADO	ISR-NADO	4	-	-	-	-	-	-	-	-	-	-	-	4	0.0%
Anti-Doping department of State Sports Medicine Centre	LAT-NADO	4	-	-	-	-	-	-	-	-	-	-	-	4	0.0%
I.R Iran National Anti-Doping Organization	IRI-NADO	4	-	-	-	-	-	-	-	-	-	-	-	4	0.0%
Luxembourg NADO	ALAD	4	-	-	-	-	-	-	-	-	-	-	-	4	0.0%
Dominican Sports Medicine Federation	FEDOMEDE	-	-	-	4	-	-	-	-	-	-	-	-	4	0.0%
European Police Sport Union	USPE	4	-	-	-	-	-	-	-	-	-	-	-	4	0.0%
Estonian Anti-Doping Agency	EADA	4	-	-	-	-	-	-	-	-	-	-	-	4	0.0%
Eastern Europe RADO	E-EUR-RADO	-	-	-	4	-	-	-	-	-	-	-	-	4	0.0%
Hong Kong Anti-Doping Committee	HKG-ADC	-	-	-	4	-	-	-	-	-	-	-	-	4	0.0%
Bahrain Anti-Doping Committee	BRN-NADO	-	-	-	3	-	-	-	-	-	-	-	-	3	0.0%
Uruguay Anti-Doping	URU-NADO	3	-	-	-	-	-	-	-	-	-	-	-	3	0.0%
Guatemala NADO	GUA-OAD	-	-	-	2	-	1	-	-	-	-	-	-	2	50.0%
United Arab Emirates National Anti-doping Committee	UAE-NADO	1	-	-	-	-	-	-	-	-	-	-	-	1	0.0%
Puerto Rico Anti-Doping Organization	PUR-NADO	-	-	-	1	-	-	-	-	-	-	-	-	1	0.0%
		2133	2	20	1857	3	6	12	-	-	24	-	-	4026	

Table 35: ASOIF Sport - Judo

Testing Authority (TA)	ADAMS Code	Urine						Blood						Total Samples	% AAF
		IC		OOC		AAF		IC		OOC		AAF			
		Samples	ATF	AAF	Samples	ATF	AAF	Samples	ATF	AAF	Samples	ATF	AAF		
Chinese Anti-Doping Agency	CHINADA	292	-	2	313	-	1	-	-	-	5	-	-	610	0.5%
International Judo Federation	IJF	566	-	5	6	-	-	-	-	-	-	-	-	572	0.9%
Russian National Anti-Doping Organization	RUSADA	180	-	1	159	-	-	-	-	-	-	-	-	339	0.3%
European Judo Union	EJU	307	2	2	-	-	-	-	-	-	-	-	-	307	0.7%
Japan Anti-Doping Agency	JADA	137	-	-	97	-	-	-	-	-	-	-	-	234	0.0%
National Anti Doping Agency -India	IND-NADO	113	-	3	34	-	-	-	-	-	-	-	-	147	2.0%
US Anti-Doping Agency	USADA	48	-	-	69	-	-	-	-	-	-	-	-	117	0.0%
German National Anti-Doping Agency	NADA	-	-	-	110	-	-	-	-	-	-	-	-	110	0.0%
Poland Commission Against Doping in Sports	PANDA	17	-	-	77	1	-	-	-	-	11	-	-	105	0.0%
Antidoping Switzerland	SUI-NADO	32	-	1	65	-	-	-	-	-	-	-	-	97	1.0%
Cuban National Anti-Doping Agency	CUB-NADO	-	-	-	94	-	1	-	-	-	-	-	-	94	1.1%
French Anti-Doping Agency	AFLD-NADO	64	-	1	30	-	-	-	-	-	-	-	-	94	1.1%
Kazakhstan National Anti-Doping Centre	KAZ-NADO	-	-	-	84	-	-	-	-	-	-	-	-	84	0.0%
Olympic Council of Asia	OCA	63	-	-	-	-	-	5	-	-	-	-	-	68	0.0%
UK Anti-Doping	UKAD	7	-	-	55	-	-	-	-	-	-	-	-	62	0.0%
German Judo Federation	GER-JU	61	-	-	-	-	-	-	-	-	-	-	-	61	0.0%
Chinese Taipei Anti-Doping Agency	CTADA	51	-	-	8	-	-	-	-	-	-	-	-	59	0.0%
Netherlands Anti-Doping Authority	ADAN	30	-	-	22	-	1	-	-	-	2	-	-	54	1.9%
Canadian Centre for Ethics in Sport	CCES	7	-	1	46	-	-	-	-	-	-	-	-	53	1.9%
Colombian NADO	COL-NADO	20	-	-	32	-	-	-	-	-	-	-	-	52	0.0%
Mexican National Commission for Physical Education and Sport	CONADE-MEX	16	-	-	34	-	1	-	-	-	-	-	-	50	2.0%
Korea Anti-Doping Agency	KADA	24	-	-	25	-	-	-	-	-	-	-	-	49	0.0%
NADO Flanders	NADOF	36	-	2	11	-	-	-	-	-	-	-	-	47	4.3%
Hungarian Anti-Doping Agency	HUNADO	18	-	-	18	-	-	-	-	-	10	-	-	46	0.0%
Romanian National Anti-Doping Agency	ANAD-Romania	12	-	-	32	-	-	-	-	-	1	-	-	45	0.0%
Agency for Anti-Doping Control of Bosnia and Herzegovina	BIH-NADO	30	-	-	13	-	-	-	-	-	-	-	-	43	0.0%
Commonwealth Games Federation	CGF	38	-	-	-	-	-	-	-	-	-	-	-	38	0.0%
The Judo Association of Hong Kong - China Limited	HKG-JUD	36	-	-	-	-	-	-	-	-	-	-	-	36	0.0%
Chilean National Anti-Doping Commission	CHI-NADO	24	-	1	12	-	-	-	-	-	-	-	-	36	2.8%
Portugal Anti-Doping Agency	ADoP	8	-	-	26	-	-	-	-	-	2	-	-	36	0.0%
Spain National Anti-Doping Agency	ESP-NADO	26	-	2	9	-	-	-	-	-	-	-	-	35	5.7%
Turkish NOC- Anti-Doping Commission	TUR-NADO	34	-	1	-	-	-	-	-	-	-	-	-	34	2.9%
Czech Anti-Doping Committee	CADC	20	-	2	10	-	-	-	-	-	4	-	-	34	5.9%
Sports Authority of Thailand	THA-NADO	26	-	-	7	-	-	-	-	-	-	-	-	33	0.0%
French Community of Belgium NADO	BEL-CFWB	24	-	1	8	-	-	-	-	-	-	-	-	32	3.1%
Bulgarian Anti-Doping Center	BUL-NADO	9	-	2	17	-	-	-	-	-	-	-	-	26	7.7%
National Anti-Doping Agency Austria GmbH	NADA Austria	-	-	-	25	1	-	-	-	-	-	-	-	25	0.0%
Swedish Sports Confederation	RF	11	-	-	14	-	-	-	-	-	-	-	-	25	0.0%
Finnish Anti-Doping Agency	FINADA	13	-	-	12	-	-	-	-	-	-	-	-	25	0.0%
Belarus National Anti-Doping Agency	BNADA	-	-	-	24	-	1	-	-	-	-	-	-	24	4.2%
Australian Sports Anti-Doping Authority	ASADA	15	-	-	8	-	-	-	-	-	-	-	-	23	0.0%
Georgian Anti-Doping Agency	GEO-NADO	7	-	-	14	-	-	-	-	-	-	-	-	21	0.0%
International Olympic Committee	IOC	19	-	-	-	-	-	-	-	-	-	-	-	19	0.0%
Central American and Caribbean Sports Organization	OCECABE	19	-	-	-	-	-	-	-	-	-	-	-	19	0.0%
Anti-Doping Agency of Serbia	ADAS	18	-	-	1	-	-	-	-	-	-	-	-	19	0.0%
I.R Iran National Anti-Doping Organization	IRI-NADO	6	-	1	11	-	3	-	-	-	-	-	-	17	23.5%
Anti-Doping Singapore	ADS	10	-	-	6	-	-	-	-	-	-	-	-	16	0.0%
Saudi Arabian Antidoping Committee	KSA-NADO	16	-	1	-	-	-	-	-	-	-	-	-	16	6.3%
Israeli NADO	ISR-NADO	-	-	-	15	-	-	-	-	-	-	-	-	15	0.0%
Anti-Doping Denmark	ADD	4	-	-	11	-	-	-	-	-	-	-	-	15	0.0%
South American Sports Organization	ODESUR	14	-	-	-	-	-	-	-	-	-	-	-	14	0.0%
Italian National Olympic Committee	CONI	3	-	-	11	-	-	-	-	-	-	-	-	14	0.0%
South African Institute for Drug-Free Sport	SAIDS	-	-	-	14	-	1	-	-	-	-	-	-	14	7.1%
International Blind Sport Association	IBSA	13	-	-	-	-	-	-	-	-	-	-	-	13	0.0%
Central Asia RADO	RADOCA-RADO	-	-	-	12	-	-	-	-	-	-	-	-	12	0.0%
Anti-Doping Norway	ADN	-	-	-	10	-	-	-	-	-	-	-	-	10	0.0%
Africa Zone I RADO	AFR-RADO-I	-	-	-	10	-	-	-	-	-	-	-	-	10	0.0%
Kuwait Anti-Doping Committee	KUW-NADO	10	-	1	-	-	-	-	-	-	-	-	-	10	10.0%
Africa Zone IV RADO	AFR-RADO-IV	-	-	-	9	-	-	-	-	-	-	-	-	9	0.0%
National Anti-Doping Agency of Tunisia	ANAD	4	-	-	5	-	-	-	-	-	-	-	-	9	0.0%
Brazilian Judo Confederation	BRA-CBJ	4	-	-	5	-	-	-	-	-	-	-	-	9	0.0%
Mauritius Judo Federation	MRI-JUD	9	-	1	-	-	-	-	-	-	-	-	-	9	11.1%
Croatian Institute for Toxicology and Anti-Doping	CITA	6	-	-	2	-	-	-	-	-	-	-	-	8	0.0%
Estonian Anti-Doping Agency	EADA	-	-	-	8	-	-	-	-	-	-	-	-	8	0.0%
Italian Ministry of Health Department	CVD-CONI	8	-	-	-	-	-	-	-	-	-	-	-	8	0.0%
Puerto Rico Anti-Doping Organization	PUR-NADO	-	-	-	8	-	-	-	-	-	-	-	-	8	0.0%
Eastern Europe RADO	E-EUR-RADO	-	-	-	7	-	-	-	-	-	-	-	-	7	0.0%
Irish Sports Council	ISC	-	-	-	6	-	-	-	-	-	-	-	-	6	0.0%
Monaco Anti-Doping Committee	CMA Monaco	3	-	-	3	-	-	-	-	-	-	-	-	6	0.0%
Anti-Doping department of State Sports Medicine Centre	LAT-NADO	3	-	-	2	-	-	-	-	-	-	-	-	5	0.0%
Luxembourg NADO	ALAD	-	-	-	4	-	-	-	-	-	-	-	-	4	0.0%
Africa Zone VI RADO	AFR-RADO-VI	4	-	-	-	-	-	-	-	-	-	-	-	4	0.0%

2014 Anti-Doping Testing Figures
Samples Analyzed and Reported by Accredited Laboratories in ADAMS

Table 35: ASOIF Sport - Judo (continued)

Testing Authority (TA)	ADAMS Code	Urine						Blood						Total Samples	% AAF
		IC			OOC			IC			OOC				
		Samples	ATF	AAF	Samples	ATF	AAF	Samples	ATF	AAF	Samples	ATF	AAF		
Drug Free Sport New Zealand	DFSNZ	3	-	-	-	-	-	-	-	-	-	-	-	3	0.0%
Slovenian Antidoping Organization	SLOADO	-	-	-	3	-	-	-	-	-	-	-	-	3	0.0%
Slovak Anti-Doping Agency	SADA	3	-	-	-	-	-	-	-	-	-	-	-	3	0.0%
Guatemala NADO	GUA-OAD	-	-	-	3	-	-	-	-	-	-	-	-	3	0.0%
West Asia RADO	W-ASIA-RADO	-	-	-	2	-	-	-	-	-	-	-	-	2	0.0%
Caribbean RADO	CAR-RADO	-	-	-	2	-	-	-	-	-	-	-	-	2	0.0%
Anti-Doping Commission of Malta	MLT-NADO	2	-	-	-	-	-	-	-	-	-	-	-	2	0.0%
Jordan Anti-doping Organization	JADO	-	-	-	2	-	-	-	-	-	-	-	-	2	0.0%
Suriname National Olympic Committee	SUR-NOC	-	-	-	2	-	-	-	-	-	-	-	-	2	0.0%
Indian Ocean RADO	IND-OCE-RADO	-	-	-	2	-	-	-	-	-	-	-	-	2	0.0%
Mongolian National Anti-Doping Organization	MGL-NADO	-	-	-	2	-	-	-	-	-	-	-	-	2	0.0%
Andorran National Anti-Doping Commission	AND-NADO	-	-	-	2	-	-	-	-	-	-	-	-	2	0.0%
Venezuela NADO	VEN-NADO	-	-	-	2	-	-	-	-	-	-	-	-	2	0.0%
South East Asia RADO	SE-ASIA-RADO	-	-	-	2	-	-	-	-	-	-	-	-	2	0.0%
German Youth Force Sports Association	GER-DJK	2	-	-	-	-	-	-	-	-	-	-	-	2	0.0%
National Anti-Doping Commission of Barbados	NADC	-	-	-	1	-	-	-	-	-	-	-	-	1	0.0%
Oceania RADO	O-RADO	-	-	-	1	-	-	-	-	-	-	-	-	1	0.0%
Algerian National Anti-Doping Organization	ALG-NADO	-	-	-	1	-	-	-	-	-	-	-	-	1	0.0%
Hong Kong Anti-Doping Committee	HKG-ADC	-	-	-	1	-	-	-	-	-	-	-	-	1	0.0%
		2605	2	31	1808	2	9	5	-	-	35	-	-	4453	

Table 36: ASOIF Sport - Modern Pentathlon

Testing Authority (TA)	ADAMS Code	Urine						Blood						Total Samples	% AAF
		IC			OOC			IC			OOC				
		Samples	ATF	AAF	Samples	ATF	AAF	Samples	ATF	AAF	Samples	ATF	AAF		
International Modern Pentathlon Union	UIPM	93	-	-	26	-	-	-	-	-	-	-	-	119	0.0%
Poland Commission Against Doping in Sports	PANDA	40	-	-	26	-	-	-	-	-	-	-	-	66	0.0%
Kazakhstan National Anti-Doping Centre	KAZ-NADO	-	-	-	48	1	1	-	-	-	-	-	-	48	2.1%
Russian National Anti-Doping Organization	RUSADA	12	-	-	27	-	-	-	-	-	-	-	-	39	0.0%
Chinese Anti-Doping Agency	CHINADA	12	-	-	25	-	-	-	-	-	-	-	-	37	0.0%
Turkish NOC- Anti-Doping Commission	TUR-NADO	33	-	2	3	-	-	-	-	-	-	-	-	36	5.6%
German National Anti-Doping Agency	NADA	-	-	-	35	-	-	-	-	-	-	-	-	35	0.0%
Mexican National Commission for Physical Education and Sport	CONADE-MEX	33	-	1	2	-	-	-	-	-	-	-	-	35	2.9%
Korea Anti-Doping Agency	KADA	20	-	-	11	-	-	-	-	-	-	-	-	31	0.0%
Japan Anti-Doping Agency	JADA	6	-	-	18	-	-	-	-	-	-	-	-	24	0.0%
Cuban National Anti-Doping Agency	CUB-NADO	6	-	-	17	-	-	-	-	-	-	-	-	23	0.0%
Olympic Council of Asia	OCA	16	-	-	-	-	-	5	-	-	-	-	-	21	0.0%
International Olympic Committee	IOC	11	-	-	-	-	-	6	-	-	-	-	-	17	0.0%
Venezuela NADO	VEN-NADO	-	-	-	13	-	-	-	-	-	-	-	-	13	0.0%
Hungarian Anti-Doping Agency	HUNADO	-	-	-	12	-	-	-	-	-	-	-	-	12	0.0%
Irish Sports Council	ISC	-	-	-	5	-	-	-	-	-	7	-	-	12	0.0%
Italian National Olympic Committee	CONI	10	-	-	-	-	-	-	-	-	-	-	-	10	0.0%
UK Anti-Doping	UKAD	-	-	-	9	-	-	-	-	-	-	-	-	9	0.0%
Spain National Anti-Doping Agency	ESP-NADO	6	-	-	3	-	-	-	-	-	-	-	-	9	0.0%
US Anti-Doping Agency	USADA	-	-	-	9	-	-	-	-	-	-	-	-	9	0.0%
Czech Anti-Doping Committee	CADC	5	-	-	4	-	-	-	-	-	-	-	-	9	0.0%
Colombian NADO	COL-NADO	7	-	-	-	-	-	-	-	-	-	-	-	7	0.0%
French Anti-Doping Agency	AFLD-NADO	4	-	-	3	-	-	-	-	-	-	-	-	7	0.0%
French Federation of Modern Pentathlon	FRA MPF	-	-	-	5	-	-	-	-	-	-	-	-	5	0.0%
Finnish Anti-Doping Agency	FINADA	5	-	-	-	-	-	-	-	-	-	-	-	5	0.0%
Belarus National Anti-Doping Agency	BNADA	-	-	-	5	-	-	-	-	-	-	-	-	5	0.0%
South American Sports Organization	ODESUR	4	-	-	-	-	-	-	-	-	-	-	-	4	0.0%
Anti-Doping department of State Sports Medicine Centre	LAT-NADO	-	-	-	4	-	-	-	-	-	-	-	-	4	0.0%
Central American and Caribbean Sports Organization	ODECABE	4	-	-	-	-	-	-	-	-	-	-	-	4	0.0%
Chinese Taipei Anti-Doping Agency	CTADA	-	-	-	3	-	-	-	-	-	-	-	-	3	0.0%
Guatemala NADO	GUA-OAD	-	-	-	2	-	-	-	-	-	-	-	-	2	0.0%
Central Asia RADO	RADOCA-RADO	-	-	-	2	-	-	-	-	-	-	-	-	2	0.0%
National Anti-Doping Agency Austria GmbH	NADA Austria	-	-	-	2	-	-	-	-	-	-	-	-	2	0.0%
Bulgarian Anti-doping Center	BUL-NADO	-	-	-	1	-	-	-	-	-	-	-	-	1	0.0%
		327	-	3	320	1	1	11	-	-	7	-	-	665	

Table 37: ASOIF Sport - Rowing

Testing Authority (TA)	ADAMS Code	Urine						Blood						Total Samples	% AAF
		IC			OOC			IC			OOC				
		Samples	ATF	AAF	Samples	ATF	AAF	Samples	ATF	AAF	Samples	ATF	AAF		
Chinese Anti-Doping Agency	CHINADA	289	1	-	420	2	-	2	-	-	20	-	-	731	0.0%
Russian National Anti-Doping Organization	RUSADA	238	-	-	337	-	-	-	-	-	10	-	-	585	0.0%
German National Anti-Doping Agency	NADA	45	-	-	482	-	-	-	-	-	22	-	-	549	0.0%
International Rowing Federation	FISA	190	1	2	79	-	1	-	-	-	8	-	-	277	1.1%
US Anti-Doping Agency	USADA	39	-	1	118	-	-	-	-	-	-	-	-	157	0.6%
Poland Commission Against Doping in Sports	PANDA	55	-	2	81	3	-	-	-	-	8	-	-	144	1.4%
Australian Sports Anti-Doping Authority	ASADA	29	-	-	64	-	-	16	-	-	21	-	-	130	0.0%
Netherlands Anti-Doping Authority	ADAN	18	-	-	109	-	-	-	-	-	-	-	-	127	0.0%
Association of Rowing Clubs	ACT	37	-	-	65	-	-	12	-	-	-	-	-	114	0.0%
Drug Free Sport New Zealand	DFSNZ	15	-	-	86	-	-	-	-	-	-	-	-	101	0.0%
Antidoping Switzerland	SUI-NADO	32	-	1	63	-	-	-	-	-	1	-	-	96	1.0%
Romanian National Anti-Doping Agency	ANAD-Romania	10	-	-	83	-	-	-	-	-	-	-	-	93	0.0%
Italian National Olympic Committee	CONI	55	-	1	36	-	-	-	-	-	-	-	-	91	1.1%
Spain National Anti-Doping Agency	ESP-NADO	58	2	2	27	1	-	3	-	-	1	-	-	89	2.2%
Canadian Centre for Ethics in Sport	CCES	16	-	-	53	-	-	3	-	-	16	-	-	88	0.0%
Basque Government	ESP-Vasco	69	-	2	15	-	-	-	-	-	-	-	-	84	2.4%
Olympic Council of Asia	OCA	53	-	-	-	-	-	17	-	-	-	-	-	70	0.0%
Japan Anti-Doping Agency	JADA	46	-	-	24	-	-	-	-	-	-	-	-	70	0.0%
National Anti Doping Agency -India	IND-NADO	38	-	-	31	-	-	-	-	-	-	-	-	69	0.0%
Anti-Doping Denmark	ADD	10	-	-	49	-	-	-	-	-	-	-	-	59	0.0%
French Anti-Doping Agency	AFLD-NADO	17	-	-	40	-	-	-	-	-	1	-	-	58	0.0%
UK Anti-Doping	UKAD	-	-	-	57	-	-	-	-	-	-	-	-	57	0.0%
Mexican National Commission for Physical Education and Sport	CONADE-MEX	18	-	-	36	-	1	-	-	-	-	-	-	54	1.9%
National Anti-Doping Agency Austria GmbH	NADA Austria	12	-	1	40	-	-	-	-	-	1	-	-	53	1.9%
Cuban National Anti-Doping Agency	CUB-NADO	-	-	-	51	-	-	-	-	-	-	-	-	51	0.0%
Korea Anti-Doping Agency	KADA	22	-	-	20	-	-	6	-	-	-	-	-	48	0.0%
Czech Anti-Doping Committee	CADC	35	-	2	7	-	-	-	-	-	4	-	-	46	4.3%
Kazakhstan National Anti-Doping Centre	KAZ-NADO	21	-	2	20	-	-	-	-	-	-	-	-	41	4.9%
Turkish NOC- Anti-Doping Commission	TUR-NADO	38	-	-	-	-	-	-	-	-	-	-	-	38	0.0%
Finnish Anti-Doping Agency	FINADA	12	-	-	19	-	-	-	-	-	3	-	-	34	0.0%
Irish Sports Council	ISC	9	-	-	22	-	-	-	-	-	-	-	-	31	0.0%
Anti-Doping Norway	ADN	13	-	-	15	-	-	-	-	-	-	-	-	28	0.0%
Sports Authority of Thailand	THA-NADO	8	-	-	20	1	-	-	-	-	-	-	-	28	0.0%
Bulgarian Anti-doping Center	BUL-NADO	12	-	-	14	-	-	-	-	-	-	-	-	26	0.0%
South African Institute for Drug-Free Sport	SAIDS	10	-	1	16	-	-	-	-	-	-	-	-	26	3.8%
Mexican Rowing Federation	MEX-RO	-	-	-	24	-	1	-	-	-	-	-	-	24	4.2%
International Olympic Committee	IOC	15	-	-	-	-	-	8	-	-	-	-	-	23	0.0%
Brazilian Rowing Confederation	BRA-CBR	-	-	-	23	-	-	-	-	-	-	-	-	23	0.0%
Hungarian Anti-Doping Agency	HUNADO	14	-	-	8	-	-	-	-	-	-	-	-	22	0.0%
Italian Ministry of Health Department	CVD-CONI	20	-	1	-	-	-	-	-	-	-	-	-	20	5.0%
Donostia Cultural EPE	ESP-DKEPE	20	-	-	-	-	-	-	-	-	-	-	-	20	0.0%
Swedish Sports Confederation	RF	10	-	1	9	-	-	-	-	-	-	-	-	19	5.3%
Asian Rowing Federation	ARF	18	-	-	-	-	-	-	-	-	-	-	-	18	0.0%
Anti-Doping Agency of Serbia	ADAS	8	-	-	9	-	-	-	-	-	-	-	-	17	0.0%
Hellenic National Council for Combatting Doping	ESKAN	17	-	-	-	-	-	-	-	-	-	-	-	17	0.0%
Hong Kong Anti-Doping Committee	HKG-ADC	3	-	-	13	-	-	-	-	-	-	-	-	16	0.0%
NADO Flanders	NADOF	12	-	-	2	-	-	-	-	-	-	-	-	14	0.0%
Portugal Anti-Doping Agency	ADoP	12	-	-	-	-	-	-	-	-	-	-	-	12	0.0%
Croatian Institute for Toxicology and Anti-Doping	CITA	7	-	-	5	-	-	-	-	-	-	-	-	12	0.0%
Belarus National Anti-Doping Agency	BNADA	-	-	-	11	-	2	-	-	-	-	-	-	11	18.2%
Central American and Caribbean Sports Organization	ODECABE	11	-	-	-	-	-	-	-	-	-	-	-	11	0.0%
Uruguay Anti-Doping	URU-NADO	10	-	-	-	-	-	-	-	-	-	-	-	10	0.0%
Egyptian National Anti-doping Organization	EGY-NADO	-	-	-	8	-	-	-	-	-	-	-	-	8	0.0%
South American Sports Organization	ODESUR	7	-	-	-	-	-	-	-	-	-	-	-	7	0.0%
Venezuela NADO	VEN-NADO	-	-	-	6	3	-	-	-	-	-	-	-	6	0.0%
Estonian Anti-Doping Agency	EADA	-	-	-	6	-	-	-	-	-	-	-	-	6	0.0%
Dominican Sports Medicine Federation	FEDOMEDE	-	-	-	5	-	-	-	-	-	-	-	-	5	0.0%
Anti-Doping department of State Sports Medicine Centre	LAT-NADO	2	-	-	3	-	-	-	-	-	-	-	-	5	0.0%
Chinese Taipei Anti-Doping Agency	CTADA	-	-	-	5	-	-	-	-	-	-	-	-	5	0.0%
Bolivian Sports Organization	ODEBO	4	-	-	-	-	-	-	-	-	-	-	-	4	0.0%
Anti-Doping Commission of Malta	MLT-NADO	4	-	-	-	-	-	-	-	-	-	-	-	4	0.0%
I.R Iran National Anti-Doping Organization	IRI-NADO	-	-	-	3	-	-	-	-	-	-	-	-	3	0.0%
Cyprus Anti-Doping Authority	CYADA	3	-	-	-	-	-	-	-	-	-	-	-	3	0.0%
Guatemala NADO	GUA-OAD	-	-	-	2	-	-	-	-	-	-	-	-	2	0.0%
Lithuanian Anti-Doping Agency	LTU-NADO	-	-	-	2	-	-	-	-	-	-	-	-	2	0.0%
Africa Zone I RADO	AFR-RADO-I	-	-	-	2	-	-	-	-	-	-	-	-	2	0.0%
Eastern Europe RADO	E-EUR-RADO	-	-	-	1	-	-	-	-	-	-	-	-	1	0.0%
South East Asia RADO	SE-ASIA-RADO	-	-	-	1	-	-	-	-	-	-	-	-	1	0.0%
Anti-Doping Singapore	ADS	-	-	-	1	-	-	-	-	-	-	-	-	1	0.0%
Slovak Anti-Doping Agency	SADA	-	-	-	1	-	-	-	-	-	-	-	-	1	0.0%
Monaco Anti-Doping Committee	CMA Monaco	-	-	-	1	-	-	-	-	-	-	-	-	1	0.0%
		1766	4	19	2750	10	5	67	-	-	116	-	-	4699	

Table 38: ASOIF Sport - Rugby

Testing Authority (TA)	ADAMS Code	Urine						Blood						Total Samples	% AAF
		IC			OOC			IC			OOC				
		Samples	ATF	AAF	Samples	ATF	AAF	Samples	ATF	AAF	Samples	ATF	AAF		
World Rugby	World Rugby	705	3	5	1123	1	2	11	-	-	63	-	-	1902	0.4%
French Anti-Doping Agency	AFLD-NADO	340	-	3	523	1	-	60	-	-	6	-	-	929	0.3%
UK Anti-Doping	UKAD	207	2	3	490	1	7	-	-	-	5	-	-	702	1.4%
South African Institute for Drug-Free Sport	SAIDS	292	-	14	207	-	4	-	-	-	18	-	-	517	3.5%
Japan Anti-Doping Agency	JADA	146	1	3	162	-	1	-	-	-	4	-	-	312	1.3%
Australian Sports Anti-Doping Authority	ASADA	60	-	-	136	-	-	-	-	-	34	-	-	230	0.0%
Drug Free Sport New Zealand	DFSNZ	55	-	-	154	-	-	-	-	-	16	-	-	225	0.0%
Italian National Olympic Committee	CONI	58	-	1	78	-	-	12	-	-	26	-	-	174	0.6%
Irish Sports Council	ISC	31	-	-	69	-	-	-	-	-	40	-	-	140	0.0%
Romanian National Anti-Doping Agency	ANAD-Romania	87	-	1	27	-	-	-	-	-	15	-	-	129	0.8%
Chinese Anti-Doping Agency	CHINADA	16	-	-	106	-	-	-	-	-	-	-	-	122	0.0%
Rugby Football Union	GBR-RFU	-	-	-	117	-	-	-	-	-	-	-	-	117	0.0%
Six Nations Rugby Limited	GBR-SNRL	102	-	-	-	-	-	-	-	-	-	-	-	102	0.0%
Swedish Sports Confederation	RF	29	2	-	63	1	-	-	-	-	-	-	-	92	0.0%
Korea Anti-Doping Agency	KADA	25	-	-	64	-	-	-	-	-	-	-	-	89	0.0%
European Rugby Cup	ERC	88	-	1	-	-	-	-	-	-	-	-	-	88	1.1%
Poland Commission Against Doping in Sports	PANDA	47	-	2	38	-	2	-	-	-	-	-	-	85	4.7%
Sri Lanka Anti Doping Agency	SRI-NADO	44	-	1	30	-	2	-	-	-	-	-	-	74	4.1%
Canadian Centre for Ethics in Sport	CCES	14	-	1	54	-	-	-	-	-	-	-	-	68	1.5%
US Anti-Doping Agency	USADA	-	-	-	68	-	-	-	-	-	-	-	-	68	0.0%
Australian Rugby Union	ARU	22	-	-	36	-	-	-	-	-	-	-	-	58	0.0%
Sports Authority of Thailand	THA-NADO	26	-	-	32	-	-	-	-	-	-	-	-	58	0.0%
Portugal Anti-Doping Agency	ADoP	36	-	-	19	-	-	-	-	-	-	-	-	55	0.0%
Spain National Anti-Doping Agency	ESP-NADO	24	-	1	24	-	-	-	-	-	-	-	-	48	2.1%
Commonwealth Games Federation	CGF	47	1	-	-	-	-	-	-	-	-	-	-	47	0.0%
Hong Kong Anti-Doping Committee	HKG-ADC	2	-	-	36	-	-	-	-	-	4	-	-	42	0.0%
Anti-Doping Denmark	ADD	16	-	2	22	-	-	-	-	-	-	-	-	38	5.3%
Venezuela NADO	VEN-NADO	-	-	-	33	-	-	-	-	-	-	-	-	33	0.0%
Argentina Rugby Union	ARG-UAR	28	-	-	4	-	-	-	-	-	-	-	-	32	0.0%
Italian Ministry of Health Department	CVD-CONI	29	-	1	-	-	-	-	-	-	-	-	-	29	3.4%
Antidoping Switzerland	SUI-NADO	12	-	-	13	-	-	-	-	-	-	-	-	25	0.0%
International Olympic Committee	IOC	21	-	-	-	-	-	4	-	-	-	-	-	25	0.0%
Oceania RADO	O-RADO	2	-	-	23	-	-	-	-	-	-	-	-	25	0.0%
German National Anti-Doping Agency	NADA	-	-	-	24	-	-	-	-	-	-	-	-	24	0.0%
Olympic Council of Asia	OCA	23	-	-	-	-	-	-	-	-	-	-	-	23	0.0%
Netherlands Anti-Doping Authority	ADAN	12	-	-	10	-	-	-	-	-	-	-	-	22	0.0%
Czech Anti-Doping Committee	CADC	12	-	-	10	-	-	-	-	-	-	-	-	22	0.0%
South American Sports Organization	ODESUR	20	-	-	-	-	-	-	-	-	-	-	-	20	0.0%
Africa Zone VI RADO	AFR-RADO-VI	-	-	-	19	-	-	-	-	-	-	-	-	19	0.0%
Georgian Anti-Doping Agency	GEO-NADO	16	-	-	-	-	-	-	-	-	-	-	-	16	0.0%
National Anti-Doping Agency Austria GmbH	NADA Austria	6	-	-	9	-	-	-	-	-	-	-	-	15	0.0%
Chinese Taipei Anti-Doping Agency	CTADA	-	-	-	14	-	-	-	-	-	-	-	-	14	0.0%
Anti-Doping Norway	ADN	14	-	-	-	-	-	-	-	-	-	-	-	14	0.0%
Kazakhstan National Anti-Doping Centre	KAZ-NADO	-	-	-	14	-	-	-	-	-	-	-	-	14	0.0%
Uruguay Anti-Doping	URU-NADO	5	-	-	8	-	-	-	-	-	-	-	-	13	0.0%
Zimbabwe National Olympic Committee	ZIM-NOC	12	-	-	-	-	-	-	-	-	-	-	-	12	0.0%
Caribbean RADO	CAR-RADO	-	-	-	9	-	-	-	-	-	-	-	-	9	0.0%
Russian National Anti-Doping Organization	RUSADA	8	-	-	-	-	-	-	-	-	-	-	-	8	0.0%
Bolivian Sports Organization	ODEBO	6	-	-	-	-	-	-	-	-	-	-	-	6	0.0%
Anti-Doping Agency of Malaysia	ADAMAS	-	-	-	6	-	-	-	-	-	-	-	-	6	0.0%
German Rugby Federation	GER-RU	6	-	-	-	-	-	-	-	-	-	-	-	6	0.0%
Central Asia RADO	RADOCA-RADO	-	-	-	5	-	-	-	-	-	-	-	-	5	0.0%
Finnish Anti-Doping Agency	FINADA	4	-	-	-	-	-	-	-	-	-	-	-	4	0.0%
Central American and Caribbean Sports Organization	OCECABE	4	-	-	-	-	-	-	-	-	-	-	-	4	0.0%
Anti-Doping Singapore	ADS	-	-	-	3	-	-	-	-	-	-	-	-	3	0.0%
Anti-Doping Commission of Malta	MLT-NADO	-	-	-	1	-	-	-	-	-	-	-	-	1	0.0%
National Anti-Doping Commission of Barbados	NADC	-	-	-	1	-	-	-	-	-	-	-	-	1	0.0%
		2759	9	39	3884	4	18	87	-	-	231	-	-	6961	

Table 39: ASOIF Sport - Sailing

Testing Authority (TA)	ADAMS Code	Urine						Blood						Total Samples	% AAF
		IC			OOC			IC			OOC				
		Samples	ATF	AAF	Samples	ATF	AAF	Samples	ATF	AAF	Samples	ATF	AAF		
International Sailing Federation	ISAF	97	1	-	38	-	-	-	-	-	3	-	-	138	0.0%
Japan Anti-Doping Agency	JADA	47	-	-	16	-	-	-	-	-	-	-	-	63	0.0%
Chinese Anti-Doping Agency	CHNADA	16	-	-	46	-	-	-	-	-	-	-	-	62	0.0%
Russian National Anti-Doping Organization	RUSADA	15	-	-	36	-	-	-	-	-	-	-	-	51	0.0%
Olympic Council of Asia	OCA	39	-	-	-	-	-	-	-	-	-	-	-	39	0.0%
National Anti Doping Agency -India	IND-NADO	-	-	-	29	-	-	-	-	-	-	-	-	29	0.0%
Spain National Anti-Doping Agency	ESP-NADO	25	-	-	2	-	-	-	-	-	-	-	-	27	0.0%
US Anti-Doping Agency	USADA	-	-	-	26	-	-	-	-	-	-	-	-	26	0.0%
French Anti-Doping Agency	AFLD-NADO	14	-	-	11	-	-	-	-	-	-	-	-	25	0.0%
Portugal Anti-Doping Agency	ADoP	19	-	-	6	-	-	-	-	-	-	-	-	25	0.0%
Cuban National Anti-Doping Agency	CUB-NADO	-	-	-	23	-	-	-	-	-	-	-	-	23	0.0%
German National Anti-Doping Agency	NADA	-	-	-	23	-	-	-	-	-	-	-	-	23	0.0%
Anti-Doping Singapore	ADS	20	-	-	3	-	-	-	-	-	-	-	-	23	0.0%
Korea Anti-Doping Agency	KADA	4	-	-	14	-	-	-	-	-	-	-	-	18	0.0%
Sports Authority of Thailand	THA-NADO	-	-	-	15	-	-	-	-	-	-	-	-	15	0.0%
Finnish Anti-Doping Agency	FINADA	6	-	-	8	-	-	-	-	-	-	-	-	14	0.0%
Italian Ministry of Health Department	CVD-CONI	13	-	-	-	-	-	-	-	-	-	-	-	13	0.0%
Drug Free Sport New Zealand	DFSNZ	6	-	-	5	-	-	-	-	-	-	-	-	11	0.0%
Netherlands Anti-Doping Authority	ADAN	7	-	-	4	-	-	-	-	-	-	-	-	11	0.0%
Italian National Olympic Committee	CONI	10	-	-	-	-	-	-	-	-	-	-	-	10	0.0%
South American Sports Organization	ODESUR	10	-	-	-	-	-	-	-	-	-	-	-	10	0.0%
Antidoping Switzerland	SUI-NADO	10	-	1	-	-	-	-	-	-	-	-	-	10	10.0%
New Caledonia NADO	NCL-NADO	9	-	-	-	-	-	-	-	-	-	-	-	9	0.0%
NADO Flanders	NADOF	6	-	-	3	-	-	-	-	-	-	-	-	9	0.0%
Romanian National Anti-Doping Agency	ANAD-Romania	8	-	-	1	-	-	-	-	-	-	-	-	9	0.0%
National Anti-Doping Agency Austria GmbH	NADA Austria	-	-	-	9	-	-	-	-	-	-	-	-	9	0.0%
Swedish Sports Confederation	RF	8	-	1	-	-	-	-	-	-	-	-	-	8	12.5%
Mexican National Commission for Physical Education and Sport	CONADE-MEX	-	-	-	8	-	-	-	-	-	-	-	-	8	0.0%
Anti-Doping Denmark	ADD	2	-	-	6	-	-	-	-	-	-	-	-	8	0.0%
German Sailing Federation	GER-SA	6	-	-	-	-	-	-	-	-	-	-	-	6	0.0%
International University Sport Federation	FISU	6	-	-	-	-	-	-	-	-	-	-	-	6	0.0%
Croatian Institute for Toxicology and Anti-Doping	CITA	-	-	-	6	-	-	-	-	-	-	-	-	6	0.0%
Kazakhstan National Anti-Doping Centre	KAZ-NADO	5	-	-	-	-	-	-	-	-	-	-	-	5	0.0%
International Olympic Committee	IOC	5	-	-	-	-	-	-	-	-	-	-	-	5	0.0%
International Military Sports Council	CISM	5	-	-	-	-	-	-	-	-	-	-	-	5	0.0%
Estonian Anti-Doping Agency	EADA	-	-	-	4	-	-	-	-	-	-	-	-	4	0.0%
Anti-Doping Norway	ADN	4	-	-	-	-	-	-	-	-	-	-	-	4	0.0%
Central American and Caribbean Sports Organization	OCECABE	4	-	-	-	-	-	-	-	-	-	-	-	4	0.0%
Hungarian Anti-Doping Agency	HUNADO	-	-	-	3	-	-	-	-	-	-	-	-	3	0.0%
Venezuela NADO	VEN-NADO	-	-	-	3	-	-	-	-	-	-	-	-	3	0.0%
Czech Anti-Doping Committee	CADC	3	-	-	-	-	-	-	-	-	-	-	-	3	0.0%
Bolivian Sports Organization	ODEBO	3	-	-	-	-	-	-	-	-	-	-	-	3	0.0%
South African Institute for Drug-Free Sport	SAIDS	-	-	-	2	-	-	-	-	-	-	-	-	2	0.0%
Hong Kong Anti-Doping Committee	HKG-ADC	-	-	-	2	-	-	-	-	-	-	-	-	2	0.0%
Bulgarian Anti-doping Center	BUL-NADO	-	-	-	1	-	-	-	-	-	-	-	-	1	0.0%
French Community of Belgium NADO	BEL-CFWB	-	-	-	1	-	-	-	-	-	-	-	-	1	0.0%
Israeli NADO	ISR-NADO	-	-	-	1	-	-	-	-	-	-	-	-	1	0.0%
Cyprus Anti-Doping Authority	CYADA	-	-	-	1	-	-	-	-	-	-	-	-	1	0.0%
Oceania RADO	O-RADO	-	-	-	1	-	-	-	-	-	-	-	-	1	0.0%
South East Asia RADO	SE-ASIA-RADO	-	-	-	1	-	-	-	-	-	-	-	-	1	0.0%
Hellenic National Council for Combatting Doping	ESKAN	-	-	-	1	-	-	-	-	-	-	-	-	1	0.0%
Sri Lanka Anti Doping Agency	SRI-NADO	-	-	-	1	-	-	-	-	-	-	-	-	1	0.0%
		432	1	2	360	-	-	-	-	-	3	-	-	795	

Table 40: ASOIF Sport - Shooting

Testing Authority (TA)	ADAMS Code	Urine						Blood						Total Samples	% AAF
		IC			OOC			IC			OOC				
		Samples	ATF	AAF	Samples	ATF	AAF	Samples	ATF	AAF	Samples	ATF	AAF		
International Shooting Sport Federation	ISSF	545	2	5	17	-	-	-	-	-	-	-	-	562	0.9%
Chinese Anti-Doping Agency	CHINADA	229	-	1	100	-	1	-	-	-	-	-	-	329	0.6%
Russian National Anti-Doping Organization	RUSADA	295	-	-	27	-	-	-	-	-	-	-	-	322	0.0%
National Anti Doping Agency -India	IND-NADO	28	-	1	119	-	-	-	-	-	-	-	-	147	0.7%
Olympic Council of Asia	OCA	100	-	-	-	-	-	-	-	-	-	-	-	100	0.0%
US Anti-Doping Agency	USADA	43	-	-	43	-	-	-	-	-	-	-	-	86	0.0%
Korea Anti-Doping Agency	KADA	35	-	1	45	-	-	-	-	-	-	-	-	80	1.3%
Sports Authority of Thailand	THA-NADO	40	-	-	35	-	-	-	-	-	-	-	-	75	0.0%
German National Anti-Doping Agency	NADA	-	-	-	68	-	-	-	-	-	-	-	-	68	0.0%
Kazakhstan National Anti-Doping Centre	KAZ-NADO	50	-	-	10	-	-	-	-	-	-	-	-	60	0.0%
Cuban National Anti-Doping Agency	CUB-NADO	-	-	-	51	-	2	-	-	-	-	-	-	51	3.9%
Australian Sports Anti-Doping Authority	ASADA	49	-	-	-	-	-	-	-	-	-	-	-	49	0.0%
German Shooting Sport and Archery Federation	GER-SH	49	-	1	-	-	-	-	-	-	-	-	-	49	2.0%
Romanian National Anti-Doping Agency	ANAD-Romania	36	-	-	8	-	-	-	-	-	-	-	-	44	0.0%
Mexican National Commission for Physical Education and Sport	CONADE-MEX	40	-	1	3	-	-	-	-	-	-	-	-	43	2.3%
Italian Ministry of Health Department	CVD-CONI	42	-	5	-	-	-	-	-	-	-	-	-	42	11.9%
Spain National Anti-Doping Agency	ESP-NADO	40	-	1	-	-	-	-	-	-	-	-	-	40	2.5%
Japan Anti-Doping Agency	JADA	20	-	-	17	-	-	-	-	-	-	-	-	37	0.0%
African Shooting Sport Federation	ASSF	34	-	-	-	-	-	-	-	-	-	-	-	34	0.0%
Portugal Anti-Doping Agency	ADoP	31	-	1	1	-	-	-	-	-	-	-	-	32	3.1%
Italian National Olympic Committee	CONI	27	-	2	-	-	-	-	-	-	-	-	-	27	7.4%
French Anti-Doping Agency	AFLD-NADO	23	-	-	-	-	-	-	-	-	-	-	-	23	0.0%
Finnish Anti-Doping Agency	FINADA	21	-	-	-	-	-	-	-	-	-	-	-	21	0.0%
Antidoping Switzerland	SUI-NADO	21	-	-	-	-	-	-	-	-	-	-	-	21	0.0%
Commonwealth Games Federation	CGF	21	-	-	-	-	-	-	-	-	-	-	-	21	0.0%
Turkish NOC- Anti-Doping Commission	TUR-NADO	19	-	1	-	-	-	-	-	-	-	-	-	19	5.3%
Qatar Antidoping Commission	QADC	7	-	-	11	-	-	-	-	-	-	-	-	18	0.0%
Czech Anti-Doping Committee	CADC	18	-	-	-	-	-	-	-	-	-	-	-	18	0.0%
International University Sport Federation	FISU	17	-	-	-	-	-	-	-	-	-	-	-	17	0.0%
Central American and Caribbean Sports Organization	OCECABE	16	-	-	-	-	-	-	-	-	-	-	-	16	0.0%
Anti-Doping Singapore	ADS	12	-	-	-	-	-	-	-	-	-	-	-	12	0.0%
Netherlands Anti-Doping Authority	ADAN	12	-	-	-	-	-	-	-	-	-	-	-	12	0.0%
Croatian Institute for Toxicology and Anti-Doping	CITA	8	-	-	4	-	-	-	-	-	-	-	-	12	0.0%
Bulgarian Anti-doping Center	BUL-NADO	9	-	-	2	-	-	-	-	-	-	-	-	11	0.0%
South American Sports Organization	ODESUR	11	-	-	-	-	-	-	-	-	-	-	-	11	0.0%
Anti-Doping Agency of Serbia	ADAS	10	-	-	-	-	-	-	-	-	-	-	-	10	0.0%
National Anti-Doping Agency Austria GmbH	NADA Austria	-	-	-	10	-	-	-	-	-	-	-	-	10	0.0%
Poland Commission Against Doping in Sports	PANDA	8	-	-	-	-	-	-	-	-	-	-	-	8	0.0%
I.R Iran National Anti-Doping Organization	IRI-NADO	7	-	-	-	-	-	-	-	-	-	-	-	7	0.0%
Slovak Anti-Doping Agency	SADA	6	-	-	-	-	-	-	-	-	-	-	-	6	0.0%
International Olympic Committee	IOC	6	-	-	-	-	-	-	-	-	-	-	-	6	0.0%
Hungarian Anti-Doping Agency	HUNADO	5	-	-	1	-	-	-	-	-	-	-	-	6	0.0%
Colombian NADO	COL-NADO	6	-	-	-	-	-	-	-	-	-	-	-	6	0.0%
Anti-Doping Agency of Malaysia	ADAMAS	-	-	-	5	-	-	-	-	-	-	-	-	5	0.0%
Swedish Sports Confederation	RF	5	-	-	-	-	-	-	-	-	-	-	-	5	0.0%
Central Asia RADO	RADOCA-RADO	-	-	-	5	-	-	-	-	-	-	-	-	5	0.0%
Chinese Taipei Anti-Doping Agency	CTADA	-	-	-	4	-	-	-	-	-	-	-	-	4	0.0%
Anti-Doping Norway	ADN	4	-	-	-	-	-	-	-	-	-	-	-	4	0.0%
Dominican Sports Medicine Federation	FEDOMEDE	-	-	-	4	-	-	-	-	-	-	-	-	4	0.0%
Anti-Doping Denmark	ADD	3	-	-	1	-	-	-	-	-	-	-	-	4	0.0%
Guatemala NADO	GUA-OAD	-	-	-	3	-	-	-	-	-	-	-	-	3	0.0%
South Asia RADO	S-ASIA-RADO	-	-	-	2	-	-	-	-	-	-	-	-	2	0.0%
Caribbean RADO	CAR-RADO	-	-	-	2	-	-	-	-	-	-	-	-	2	0.0%
Egyptian National Anti-doping Organization	EGY-NADO	-	-	-	2	-	-	-	-	-	-	-	-	2	0.0%
National Anti-Doping Commission of Barbados	NADC	-	-	-	2	-	-	-	-	-	-	-	-	2	0.0%
National Olympic and Sports Association of Iceland	ISL-NADO	-	-	-	1	-	-	-	-	-	-	-	-	1	0.0%
South African Institute for Drug-Free Sport	SAIDS	-	-	-	1	-	-	-	-	-	-	-	-	1	0.0%
Luxembourg NADO	ALAD	-	-	-	1	-	-	-	-	-	-	-	-	1	0.0%
Hong Kong Anti-Doping Committee	HKG-ADC	-	-	-	1	-	-	-	-	-	-	-	-	1	0.0%
French Community of Belgium NADO	BEL-CFWB	-	-	-	1	-	-	-	-	-	-	-	-	1	0.0%
Puerto Rico Anti-Doping Organization	PUR-NADO	-	-	-	1	-	-	-	-	-	-	-	-	1	0.0%
		2008	2	20	608	-	3	-	-	-	-	-	-	2616	

Table 41: ASOIF Sport - Table Tennis

Testing Authority (TA)	ADAMS Code	Urine						Blood						Total Samples	% AAF
		IC			OOC			IC			OOC				
		Samples	ATF	AAF	Samples	ATF	AAF	Samples	ATF	AAF	Samples	ATF	AAF		
International Table Tennis Federation	ITTF	166	-	1	26	-	-	-	-	-	-	-	-	192	0.5%
Japan Anti-Doping Agency	JADA	33	-	1	36	-	-	-	-	-	-	-	-	69	1.4%
German National Anti-Doping Agency	NADA	26	-	-	30	-	-	-	-	-	-	-	-	56	0.0%
Sports Authority of Thailand	THA-NADO	10	-	-	39	-	-	-	-	-	-	-	-	49	0.0%
National Anti Doping Agency -India	IND-NADO	4	-	-	41	-	-	-	-	-	-	-	-	45	0.0%
Kazakhstan National Anti-Doping Centre	KAZ-NADO	-	-	-	44	4	-	-	-	-	-	-	-	44	0.0%
Cuban National Anti-Doping Agency	CUB-NADO	-	-	-	40	-	-	-	-	-	-	-	-	40	0.0%
Romanian National Anti-Doping Agency	ANAD-Romania	-	-	-	38	-	-	-	-	-	-	-	-	38	0.0%
French Community of Belgium NADO	BEL-CFWB	24	-	-	10	-	-	-	-	-	-	-	-	34	0.0%
Chinese Anti-Doping Agency	CHINADA	14	-	-	19	-	-	-	-	-	-	-	-	33	0.0%
Turkish NOC- Anti-Doping Commission	TUR-NADO	30	-	-	-	-	-	-	-	-	-	-	-	30	0.0%
Korea Anti-Doping Agency	KADA	12	-	-	16	-	-	-	-	-	-	-	-	28	0.0%
French Anti-Doping Agency	AFLD-NADO	24	-	-	-	-	-	-	-	-	-	-	-	24	0.0%
Italian National Olympic Committee	CONI	21	-	-	-	-	-	-	-	-	-	-	-	21	0.0%
National Anti-Doping Agency Austria GmbH	NADA Austria	6	-	-	14	-	-	-	-	-	-	-	-	20	0.0%
Mexican National Commission for Physical Education and Sport	CONADE-MEX	13	-	-	6	-	-	-	-	-	-	-	-	19	0.0%
Spain National Anti-Doping Agency	ESP-NADO	15	-	-	1	-	-	-	-	-	-	-	-	16	0.0%
Qatar Antidoping Commission	QADC	-	-	-	16	-	-	-	-	-	-	-	-	16	0.0%
Hong Kong Anti-Doping Committee	HKG-ADC	-	-	-	16	-	-	-	-	-	-	-	-	16	0.0%
Anti-Doping Singapore	ADS	-	-	-	14	-	-	-	-	-	-	-	-	14	0.0%
US Anti-Doping Agency	USADA	6	-	-	8	-	-	-	-	-	-	-	-	14	0.0%
Olympic Council of Asia	OCA	14	-	-	-	-	-	-	-	-	-	-	-	14	0.0%
Caribbean RADO	CAR-RADO	-	-	-	14	-	-	-	-	-	-	-	-	14	0.0%
Czech Anti-Doping Committee	CADC	13	-	-	-	-	-	-	-	-	-	-	-	13	0.0%
NADO Flanders	NADOF	12	-	-	-	-	-	-	-	-	-	-	-	12	0.0%
Saudi Arabian Antidoping Committee	KSA-NADO	6	-	1	5	-	-	-	-	-	-	-	-	11	9.1%
Hungarian Anti-Doping Agency	HUNADO	2	-	-	8	-	-	-	-	-	-	-	-	10	0.0%
Anti-Doping Agency of Serbia	ADAS	10	-	-	-	-	-	-	-	-	-	-	-	10	0.0%
Portugal Anti-Doping Agency	ADoP	10	-	-	-	-	-	-	-	-	-	-	-	10	0.0%
Swedish Sports Confederation	RF	9	-	1	-	-	-	-	-	-	-	-	-	9	11.1%
Poland Commission Against Doping in Sports	PANDA	8	-	-	-	-	-	-	-	-	-	-	-	8	0.0%
Central American and Caribbean Sports Organization	ODECABE	7	-	-	-	-	-	-	-	-	-	-	-	7	0.0%
Netherlands Anti-Doping Authority	ADAN	6	-	-	1	-	-	-	-	-	-	-	-	7	0.0%
Commonwealth Games Federation	CGF	6	-	-	-	-	-	-	-	-	-	-	-	6	0.0%
UK Anti-Doping	UKAD	6	-	-	-	-	-	-	-	-	-	-	-	6	0.0%
Asian Paralympic Committee	APC	6	-	-	-	-	-	-	-	-	-	-	-	6	0.0%
Anti-Doping Denmark	ADD	5	-	-	-	-	-	-	-	-	-	-	-	5	0.0%
Chinese Taipei Anti-Doping Agency	CTADA	-	-	-	4	-	-	-	-	-	-	-	-	4	0.0%
Finnish Anti-Doping Agency	FINADA	4	-	-	-	-	-	-	-	-	-	-	-	4	0.0%
South American Sports Organization	ODESUR	4	-	-	-	-	-	-	-	-	-	-	-	4	0.0%
International Olympic Committee	IOC	3	-	-	-	-	-	-	-	-	-	-	-	3	0.0%
International Sports Federation for Athletes with an Intellectual	INASFID	2	-	-	-	-	-	-	-	-	-	-	-	2	0.0%
Anti-Doping department of State Sports Medicine Centre	LAT-NADO	2	-	-	-	-	-	-	-	-	-	-	-	2	0.0%
Palau National Olympic Committee	PLW-NOC	-	-	-	1	-	-	-	-	-	-	-	-	1	0.0%
Canadian Centre for Ethics in Sport	CCES	-	-	-	1	-	-	-	-	-	-	-	-	1	0.0%
Oceania RADO	O-RADO	-	-	-	1	-	-	-	-	-	-	-	-	1	0.0%
Luxembourg NADO	ALAD	-	-	-	1	-	-	-	-	-	-	-	-	1	0.0%
National Anti-Doping Commission of Barbados	NADC	-	-	-	1	-	-	-	-	-	-	-	-	1	0.0%
Israeli NADO	ISR-NADO	-	-	-	1	-	-	-	-	-	-	-	-	1	0.0%
		539	-	4	452	4	-	-	-	-	-	-	-	991	

Table 42: ASOIF Sport - Taekwondo

Testing Authority (TA)	ADAMS Code	Urine						Blood						Total Samples	% AAF
		IC			OOC			IC			OOC				
		Samples	ATF	AAF	Samples	ATF	AAF	Samples	ATF	AAF	Samples	ATF	AAF		
World Taekwondo Federation	WTF	332	1	5	1	-	-	-	-	-	-	-	-	333	1.5%
Chinese Anti-Doping Agency	CHINADA	210	2	2	66	-	-	-	-	-	-	-	-	276	0.7%
Kazakhstan National Anti-Doping Centre	KAZ-NADO	-	-	-	134	-	1	-	-	-	-	-	-	134	0.7%
Russian National Anti-Doping Organization	RUSADA	52	-	1	60	-	-	-	-	-	-	-	-	112	0.9%
Turkish NOC- Anti-Doping Commission	TUR-NADO	108	1	3	-	-	-	-	-	-	-	-	-	108	2.8%
Cuban National Anti-Doping Agency	CUB-NADO	-	-	-	84	-	-	-	-	-	-	-	-	84	0.0%
National Anti Doping Agency -India	IND-NADO	33	-	3	43	-	-	-	-	-	-	-	-	76	3.9%
Olympic Council of Asia	OCA	65	-	-	-	-	-	4	-	-	-	-	-	69	0.0%
US Anti-Doping Agency	USADA	38	-	-	22	-	-	-	-	-	-	-	-	60	0.0%
Canadian Centre for Ethics in Sport	CCES	11	-	-	43	-	-	-	-	-	-	-	-	54	0.0%
Korea Anti-Doping Agency	KADA	27	-	-	21	-	-	-	-	-	-	-	-	48	0.0%
German National Anti-Doping Agency	NADA	6	-	-	31	-	-	-	-	-	-	-	-	37	0.0%
Mexican National Commission for Physical Education and Sport	CONADE-MEX	36	-	1	1	-	-	-	-	-	-	-	-	37	2.7%
Taekwondo Federation of the Republic of Kazakhstan	KAZ-TK	34	1	-	-	-	-	-	-	-	-	-	-	34	0.0%
Sports Authority of Thailand	THA-NADO	17	-	-	13	-	-	-	-	-	-	-	-	30	0.0%
Anti-Doping Norway	ADN	14	-	-	15	-	-	-	-	-	-	-	-	29	0.0%
French Anti-Doping Agency	AFLD-NADO	19	-	-	10	-	-	-	-	-	-	-	-	29	0.0%
Anti-Doping Agency of Serbia	ADAS	20	-	-	4	-	-	-	-	-	-	-	-	24	0.0%
Finnish Anti-Doping Agency	FINADA	10	-	-	14	-	-	-	-	-	-	-	-	24	0.0%
International Olympic Committee	IOC	20	-	1	-	-	-	-	-	-	-	-	-	20	5.0%
Saudi Arabian Antidoping Committee	KSA-NADO	15	-	-	5	-	-	-	-	-	-	-	-	20	0.0%
Romanian National Anti-Doping Agency	ANAD-Romania	10	-	-	9	-	-	-	-	-	-	-	-	19	0.0%
NADO Flanders	NADOF	18	-	-	1	-	-	-	-	-	-	-	-	19	0.0%
Colombian NADO	COL-NADO	4	-	-	13	-	-	-	-	-	-	-	-	17	0.0%
Chinese Taipei Anti-Doping Agency	CTADA	-	-	-	17	-	-	-	-	-	-	-	-	17	0.0%
Japan Anti-Doping Agency	JADA	9	-	1	8	-	-	-	-	-	-	-	-	17	5.9%
Central American and Caribbean Sports Organization	ODECABE	16	-	-	-	-	-	-	-	-	-	-	-	16	0.0%
Antidoping Switzerland	SUI-NADO	4	-	-	11	-	-	-	-	-	-	-	-	15	0.0%
Swedish Sports Confederation	RF	-	-	-	15	-	1	-	-	-	-	-	-	15	6.7%
UK Anti-Doping	UKAD	6	-	-	8	-	-	-	-	-	-	-	-	14	0.0%
Poland Commission Against Doping in Sports	PANDA	8	-	-	5	-	-	-	-	-	-	-	-	13	0.0%
Jamaica Anti-Doping Commission	JADCO	-	-	-	13	-	-	-	-	-	-	-	-	13	0.0%
Anti-Doping Denmark	ADD	4	-	-	8	-	1	-	-	-	-	-	-	12	8.3%
European Taekwondo Union	ETU-Taekw	12	-	-	-	-	-	-	-	-	-	-	-	12	0.0%
Central Asia RADO	RADCCA-RADO	-	-	-	12	-	-	-	-	-	-	-	-	12	0.0%
Jordan Anti-doping Organization	JADO	-	-	-	12	-	-	-	-	-	-	-	-	12	0.0%
International Military Sports Council	CISM	12	-	-	-	-	-	-	-	-	-	-	-	12	0.0%
South American Sports Organization	ODESUR	11	-	1	-	-	-	-	-	-	-	-	-	11	9.1%
Brazilian Confederation of Taekwondo	BRA-CBTW	-	-	-	10	-	-	-	-	-	-	-	-	10	0.0%
Italian Ministry of Health Department	CVD-CONI	9	-	1	-	-	-	-	-	-	-	-	-	9	11.1%
Portugal Anti-Doping Agency	ADoP	8	-	-	1	-	-	-	-	-	-	-	-	9	0.0%
Cyprus Anti-Doping Authority	CYADA	9	-	-	-	-	-	-	-	-	-	-	-	9	0.0%
Croatian Institute for Toxicology and Anti-Doping	CITA	6	-	-	2	-	-	-	-	-	-	-	-	8	0.0%
National Anti-Doping Agency Austria GmbH	NADA Austria	6	-	-	2	-	-	-	-	-	-	-	-	8	0.0%
South East Asia RADO	SE-ASIA-RADO	-	-	-	7	-	-	-	-	-	-	-	-	7	0.0%
Italian National Olympic Committee	CONI	6	-	-	1	-	-	-	-	-	-	-	-	7	0.0%
Netherlands Anti-Doping Authority	ADAN	6	-	-	-	-	-	-	-	-	-	-	-	6	0.0%
Venezuela NADO	VEN-NADO	-	-	-	6	-	-	-	-	-	-	-	-	6	0.0%
Kuwait Anti-Doping Committee	KUW-NADO	6	-	-	-	-	-	-	-	-	-	-	-	6	0.0%
Mexican National Sports Council of Education	MEX-NSCE	-	-	-	6	-	-	-	-	-	-	-	-	6	0.0%
Anti-Doping Singapore	ADS	-	-	-	6	-	-	-	-	-	-	-	-	6	0.0%
French Community of Belgium NADO	BEL-CFWB	-	-	-	5	-	-	-	-	-	-	-	-	5	0.0%
Czech Anti-Doping Committee	CADC	5	-	-	-	-	-	-	-	-	-	-	-	5	0.0%
Dominican Sports Medicine Federation	FEDOMEDE	4	-	-	-	-	-	-	-	-	-	-	-	4	0.0%
Hellenic National Council for Combatting Doping	ESKAN	4	-	-	-	-	-	-	-	-	-	-	-	4	0.0%
Bahrain Anti-Doping Committee	BRN-NADO	4	-	-	-	-	-	-	-	-	-	-	-	4	0.0%
South Asia RADO	S-ASIA-RADO	-	-	-	4	-	-	-	-	-	-	-	-	4	0.0%
Spain National Anti-Doping Agency	ESP-NADO	-	-	-	4	-	-	-	-	-	-	-	-	4	0.0%
Andorran National Anti-Doping Commission	AND-NADO	-	-	-	3	-	-	-	-	-	-	-	-	3	0.0%
Anti-Doping Agency of Malaysia	ADAMAS	-	-	-	3	-	-	-	-	-	-	-	-	3	0.0%
I.R Iran National Anti-Doping Organization	IRI-NADO	-	-	-	3	-	-	-	-	-	-	-	-	3	0.0%
Africa Zone VI RADO	AFR-RADO-VI	-	-	-	3	-	-	-	-	-	-	-	-	3	0.0%
Puerto Rico Anti-Doping Organization	PUR-NADO	-	-	-	2	-	-	-	-	-	-	-	-	2	0.0%
Australian Sports Anti-Doping Authority	ASADA	-	-	-	2	-	-	-	-	-	-	-	-	2	0.0%
West Asia RADO	W-ASIA-RADO	-	-	-	2	-	-	-	-	-	-	-	-	2	0.0%
Vietnam Anti-Doping & Sports Medicine Agency	VADA	1	-	-	-	-	-	-	-	-	-	-	-	1	0.0%
Suriname Anti-Doping Authority	SUR-NADO	-	-	-	1	-	-	-	-	-	-	-	-	1	0.0%
Hong Kong Anti-Doping Committee	HKG-ADC	-	-	-	1	-	-	-	-	-	-	-	-	1	0.0%
Guatemala NADO	GUA-OAD	-	-	-	1	-	-	-	-	-	-	-	-	1	0.0%
Slovenian Antidoping Organization	SLOADO	-	-	-	1	-	-	-	-	-	-	-	-	1	0.0%
		1255	5	19	775	-	3	4	-	-	-	-	-	2034	

Table 43: ASOIF Sport - Tennis

Testing Authority (TA)	ADAMS Code	Urine						Blood						Total Samples	% AAF
		IC			OOC			IC			OOC				
		Samples	ATF	AAF	Samples	ATF	AAF	Samples	ATF	AAF	Samples	ATF	AAF		
International Tennis Federation	ITF	1893	-	7	286	-	1	79	-	-	630	-	-	2888	0.3%
French Anti-Doping Agency	AFLD-NADO	32	-	-	54	-	-	-	-	-	-	-	-	86	0.0%
German National Anti-Doping Agency	NADA	29	-	-	49	-	-	-	-	-	2	-	-	80	0.0%
US Anti-Doping Agency	USADA	-	-	-	57	-	1	-	-	-	20	-	-	77	1.3%
Italian National Olympic Committee	CONI	65	-	1	8	-	-	-	-	-	3	-	-	76	1.3%
Japan Anti-Doping Agency	JADA	52	-	1	21	-	-	-	-	-	-	-	-	73	1.4%
Antidoping Switzerland	SUI-NADO	16	-	-	21	-	-	-	-	-	-	-	-	37	0.0%
French Community of Belgium NADO	BEL-CFWB	16	-	-	15	-	-	-	-	-	-	-	-	31	0.0%
Spain National Anti-Doping Agency	ESP-NADO	27	-	-	4	-	-	-	-	-	-	-	-	31	0.0%
Sports Authority of Thailand	THA-NADO	18	-	-	11	-	-	-	-	-	-	-	-	29	0.0%
Romanian National Anti-Doping Agency	ANAD-Romania	23	-	-	5	-	-	-	-	-	-	-	-	28	0.0%
NADO Flanders	NADOF	22	-	-	5	-	-	-	-	-	-	-	-	27	0.0%
Netherlands Anti-Doping Authority	ADAN	21	-	-	4	-	-	-	-	-	-	-	-	25	0.0%
Chinese Anti-Doping Agency	CHINADA	8	-	-	16	-	1	-	-	-	-	-	-	24	4.2%
Olympic Council of Asia	OCA	19	1	-	-	-	-	-	-	-	-	-	-	19	0.0%
Czech Anti-Doping Committee	CADC	17	-	-	1	-	-	-	-	-	-	-	-	18	0.0%
International Olympic Committee	IOC	18	-	-	-	-	-	-	-	-	-	-	-	18	0.0%
National Anti-Doping Agency Austria GmbH	NADA Austria	8	-	-	9	-	-	-	-	-	1	-	-	18	0.0%
Korea Anti-Doping Agency	KADA	4	-	-	12	-	-	-	-	-	-	-	-	16	0.0%
South American Sports Organization	ODESUR	14	-	-	-	-	-	-	-	-	-	-	-	14	0.0%
Swedish Sports Confederation	RF	-	-	-	14	-	-	-	-	-	-	-	-	14	0.0%
Poland Commission Against Doping in Sports	PANDA	8	-	-	5	-	-	-	-	-	-	-	-	13	0.0%
Finnish Anti-Doping Agency	FINADA	6	-	-	7	-	-	-	-	-	-	-	-	13	0.0%
Canadian Centre for Ethics in Sport	CCES	6	-	-	7	-	-	-	-	-	-	-	-	13	0.0%
Drug Free Sport New Zealand	DFSNZ	12	-	-	1	-	-	-	-	-	-	-	-	13	0.0%
Mexican National Commission for Physical Education and Sport	CONADE-MEX	-	-	-	13	-	-	-	-	-	-	-	-	13	0.0%
Italian Ministry of Health Department	CVD-CONI	12	-	-	-	-	-	-	-	-	-	-	-	12	0.0%
Africa Zone VI RADO	AFR-RADO-VI	11	-	-	-	-	-	-	-	-	-	-	-	11	0.0%
Turkish NOC- Anti-Doping Commission	TUR-NADO	10	-	-	-	-	-	-	-	-	-	-	-	10	0.0%
South African Institute for Drug-Free Sport	SAIDS	8	-	-	2	-	-	-	-	-	-	-	-	10	0.0%
Hungarian Anti-Doping Agency	HUNADO	6	-	-	3	-	-	-	-	-	-	-	-	9	0.0%
Portugal Anti-Doping Agency	ADoP	8	-	-	-	-	-	-	-	-	-	-	-	8	0.0%
Saudi Arabian Antidoping Committee	KSA-NADO	8	-	-	-	-	-	-	-	-	-	-	-	8	0.0%
Anti-Doping Agency of Serbia	ADAS	-	-	-	8	-	-	-	-	-	-	-	-	8	0.0%
UK Anti-Doping	UKAD	-	-	-	6	-	-	-	-	-	1	-	-	7	0.0%
Cuban National Anti-Doping Agency	CUB-NADO	-	-	-	6	-	-	-	-	-	-	-	-	6	0.0%
Anti-Doping Norway	ADN	6	-	1	-	-	-	-	-	-	-	-	-	6	16.7%
Central Asia RADO	RADOCA-RADO	-	-	-	5	-	-	-	-	-	-	-	-	5	0.0%
Hong Kong Anti-Doping Committee	HKG-ADC	-	-	-	5	-	-	-	-	-	-	-	-	5	0.0%
Russian National Anti-Doping Organization	RUSADA	-	-	-	4	-	-	-	-	-	-	-	-	4	0.0%
Australian Sports Anti-Doping Authority	ASADA	4	-	1	-	-	-	-	-	-	-	-	-	4	25.0%
Agency for Anti-Doping Control of Bosnia and Herzegovina	BIH-NADO	-	-	-	4	-	-	-	-	-	-	-	-	4	0.0%
Bolivian Sports Organization	ODEBO	4	-	1	-	-	-	-	-	-	-	-	-	4	25.0%
National Anti Doping Agency -India	IND-NADO	4	-	-	-	-	-	-	-	-	-	-	-	4	0.0%
Central American and Caribbean Sports Organization	ODECABE	4	-	-	-	-	-	-	-	-	-	-	-	4	0.0%
Qatar Antidoping Commission	QADC	-	-	-	4	-	-	-	-	-	-	-	-	4	0.0%
Irish Sports Council	ISC	3	-	-	-	-	-	-	-	-	-	-	-	3	0.0%
Anti-Doping department of State Sports Medicine Centre	LAT-NADO	2	-	-	-	-	-	-	-	-	-	-	-	2	0.0%
Anti-Doping Denmark	ADD	-	-	-	1	-	-	-	-	-	1	-	-	2	0.0%
Colombian NADO	COL-NADO	2	-	-	-	-	-	-	-	-	-	-	-	2	0.0%
Oceania RADO	O-RADO	2	-	-	-	-	-	-	-	-	-	-	-	2	0.0%
Estonian Anti-Doping Agency	EADA	-	-	-	1	-	-	-	-	-	-	-	-	1	0.0%
Luxembourg NADO	ALAD	-	-	-	1	-	-	-	-	-	-	-	-	1	0.0%
Caribbean RADO	CAR-RADO	-	-	-	1	-	-	-	-	-	-	-	-	1	0.0%
		2428	1	12	676	-	3	79	-	-	658	-	-	3841	

Table 44: ASOIF Sport - Triathlon

Testing Authority (TA)	ADAMS Code	Urine						Blood						Total Samples	% AAF
		IC			OOC			IC			OOC				
		Samples	ATF	AAF	Samples	ATF	AAF	Samples	ATF	AAF	Samples	ATF	AAF		
International Triathlon Union	ITU	488	2	2	95	1	-	18	-	-	6	-	-	607	0.3%
German National Anti-Doping Agency	NADA	23	-	-	455	-	-	20	-	-	73	-	-	571	0.0%
US Anti-Doping Agency	USADA	93	-	1	164	-	-	-	-	-	51	-	-	308	0.3%
French Anti-Doping Agency	AFLD-NADO	227	-	-	38	-	-	7	-	-	-	-	-	272	0.0%
Australian Sports Anti-Doping Authority	ASADA	43	-	-	138	-	-	5	-	-	34	-	-	220	0.0%
Antidoping Switzerland	SUI-NADO	43	-	2	145	-	-	-	-	-	24	-	-	212	0.9%
German Triathlon Union	GER-TR	165	-	-	-	-	-	-	-	-	-	-	-	165	0.0%
Spain National Anti-Doping Agency	ESP-NADO	140	9	3	22	-	-	-	-	-	1	-	-	163	1.8%
South African Institute for Drug-Free Sport	SAIDS	117	-	2	14	-	-	-	-	-	-	-	-	131	1.5%
Chinese Anti-Doping Agency	CHINADA	27	-	-	92	-	-	2	-	-	7	-	-	128	0.0%
Japan Anti-Doping Agency	JADA	26	-	-	65	-	-	-	-	-	20	-	-	111	0.0%
Anti-Doping Denmark	ADD	29	-	-	75	-	-	-	-	-	-	-	-	104	0.0%
NADO Flanders	NADOF	54	-	-	45	-	-	-	-	-	-	-	-	99	0.0%
Canadian Centre for Ethics in Sport	CCES	10	-	-	49	-	-	-	-	-	19	-	-	78	0.0%
Russian National Anti-Doping Organization	RUSADA	49	-	-	13	-	-	10	-	-	-	-	-	72	0.0%
European Triathlon Union	ETU	65	1	1	-	-	-	-	-	-	-	-	-	65	1.5%
Drug Free Sport New Zealand	DFSNZ	9	-	-	51	-	-	-	-	-	1	-	-	61	0.0%
National Anti-Doping Agency Austria GmbH	NADA Austria	6	-	-	49	-	-	-	-	-	1	-	-	56	0.0%
UK Anti-Doping	UKAD	-	-	-	52	-	-	-	-	-	-	-	-	52	0.0%
Hungarian Anti-Doping Agency	HUNADO	35	-	-	13	-	-	-	-	-	2	-	-	50	0.0%
Finnish Anti-Doping Agency	FINADA	22	-	-	26	-	-	-	-	-	2	-	-	50	0.0%
Irish Sports Council	ISC	10	-	-	20	-	-	-	-	-	19	-	-	49	0.0%
Italian Ministry of Health Department	CVD-CONI	48	-	-	-	-	-	-	-	-	-	-	-	48	0.0%
Swedish Sports Confederation	RF	30	-	-	16	-	-	-	-	-	-	-	-	46	0.0%
Portugal Anti-Doping Agency	ADoP	20	-	-	11	-	-	-	-	-	12	-	-	43	0.0%
Czech Anti-Doping Committee	CADC	29	-	-	12	-	-	-	-	-	-	-	-	41	0.0%
Italian National Olympic Committee	CONI	25	-	1	12	-	-	-	-	-	-	-	-	37	2.7%
Olympic Council of Asia	OCA	29	-	-	-	-	-	8	-	-	-	-	-	37	0.0%
Bahrain Anti-Doping Committee	BRN-NADO	30	-	2	1	-	-	-	-	-	-	-	-	31	6.5%
Colombian NADO	COL-NADO	29	-	1	-	-	-	-	-	-	-	-	-	29	3.4%
International Olympic Committee	IOC	18	-	-	-	-	-	9	-	-	-	-	-	27	0.0%
Mexican National Commission for Physical Education and Sport	CONADE-MEX	16	-	-	9	-	-	-	-	-	-	-	-	25	0.0%
Commonwealth Games Federation	CGF	24	-	-	-	-	-	-	-	-	-	-	-	24	0.0%
Anti-Doping Norway	ADN	17	-	-	6	-	-	-	-	-	-	-	-	23	0.0%
Kazakhstan Triathlon Federation	KAZ-TRI	22	-	-	-	-	-	-	-	-	-	-	-	22	0.0%
Poland Commission Against Doping in Sports	PANDA	18	-	-	-	-	-	-	-	-	-	-	-	18	0.0%
Korea Anti-Doping Agency	KADA	12	-	-	5	-	-	-	-	-	-	-	-	17	0.0%
Turkish NOC- Anti-Doping Commission	TUR-NADO	16	-	3	-	-	-	-	-	-	-	-	-	16	18.8%
Basque Government	ESP-Vasco	15	-	-	-	-	-	-	-	-	-	-	-	15	0.0%
Cuban National Anti-Doping Agency	CUB-NADO	-	-	-	15	-	-	-	-	-	-	-	-	15	0.0%
South American Sports Organization	ODESUR	13	-	-	-	-	-	-	-	-	-	-	-	13	0.0%
Netherlands Anti-Doping Authority	ADAN	6	-	2	7	-	-	-	-	-	-	-	-	13	15.4%
Luxembourg NADO	ALAD	7	-	-	3	-	-	-	-	-	3	-	-	13	0.0%
Romanian National Anti-Doping Agency	ANAD-Romania	7	-	-	5	-	-	-	-	-	-	-	-	12	0.0%
French Community of Belgium NADO	BEL-CFWB	6	-	-	5	-	-	-	-	-	-	-	-	11	0.0%
Hong Kong Anti-Doping Committee	HKG-ADC	-	-	-	10	-	-	-	-	-	-	-	-	10	0.0%
Slovak Anti-Doping Agency	SADA	6	-	-	2	-	-	-	-	-	-	-	-	8	0.0%
Chilean National Anti-Doping Commission	CHI-NADO	-	-	-	8	-	-	-	-	-	-	-	-	8	0.0%
International Ultratriathlon Association	IUTA	7	-	-	-	-	-	-	-	-	-	-	-	7	0.0%
United Arab Emirates National Anti-doping Committee	UAE-NADO	7	-	-	-	-	-	-	-	-	-	-	-	7	0.0%
Central American and Caribbean Sports Organization	ODECABE	6	-	-	-	-	-	-	-	-	-	-	-	6	0.0%
Bermuda Sport Anti- Doping Authority	BSADA	-	-	-	6	-	-	-	-	-	-	-	-	6	0.0%
New Caledonia NADO	NCL-NADO	6	-	-	-	-	-	-	-	-	-	-	-	6	0.0%
Venezuela NADO	VEN-NADO	-	-	-	5	-	-	-	-	-	-	-	-	5	0.0%
Sports Authority of Thailand	THA-NADO	-	-	-	5	-	-	-	-	-	-	-	-	5	0.0%
Anti-Doping department of State Sports Medicine Centre	LAT-NADO	5	-	-	-	-	-	-	-	-	-	-	-	5	0.0%
Brazilian Triathlon Confederation	BRA-CBT	4	-	-	-	-	-	-	-	-	-	-	-	4	0.0%
Africa Zone VI RADO	AFR-RADO-VI	4	-	-	-	-	-	-	-	-	-	-	-	4	0.0%
Anti-Doping Commission of Malta	MLT-NADO	4	-	-	-	-	-	-	-	-	-	-	-	4	0.0%
Hellenic National Council for Combatting Doping	ESKAN	4	-	-	-	-	-	-	-	-	-	-	-	4	0.0%
Monaco Anti-Doping Committee	CMA Monaco	-	-	-	3	-	-	-	-	-	-	-	-	3	0.0%
Bolivian Sports Organization	ODEBO	3	-	-	-	-	-	-	-	-	-	-	-	3	0.0%
Jordan Anti-doping Organization	JADO	-	-	-	3	-	-	-	-	-	-	-	-	3	0.0%
Anti-Doping Singapore	ADS	-	-	-	2	-	-	-	-	-	-	-	-	2	0.0%
Dash Sports Itda	Dash Sports	2	-	1	-	-	-	-	-	-	-	-	-	2	50.0%
Mauritius Triathlon Federation	MRI-TR	2	-	-	-	-	-	-	-	-	-	-	-	2	0.0%
Estonian Anti-Doping Agency	EADA	-	-	-	1	-	-	-	-	-	-	-	-	1	0.0%
Slovenian Antidoping Organization	SLOADO	-	-	-	1	-	-	-	-	-	-	-	-	1	0.0%
Guatemala NADO	GUA-OAD	-	-	-	1	-	-	-	-	-	-	-	-	1	0.0%
Israeli NADO	ISR-NADO	-	-	-	1	-	-	-	-	-	-	-	-	1	0.0%
		2178	12	21	1776	1	-	79	-	-	275	-	-	4308	

Table 45: ASOIF Sport - Volleyball

Testing Authority (TA)	ADAMS Code	Urine						Blood						Total Samples	% AAF
		IC			OOC			IC			OOC				
		Samples	ATF	AAF	Samples	ATF	AAF	Samples	ATF	AAF	Samples	ATF	AAF		
International Volleyball Federation	FIVB	583	1	-	193	-	-	-	-	-	167	-	-	943	0.0%
French Anti-Doping Agency	AFLD-NADO	64	-	1	222	-	-	-	-	-	1	-	-	287	0.3%
Japan Anti-Doping Agency	JADA	98	-	1	91	-	1	-	-	-	-	-	-	189	1.1%
German National Anti-Doping Agency	NADA	8	-	-	177	-	-	-	-	-	-	-	-	185	0.0%
Italian National Olympic Committee	CONI	141	-	-	36	-	-	-	-	-	-	-	-	177	0.0%
Cuban National Anti-Doping Agency	CUB-NADO	-	-	-	141	-	-	-	-	-	7	-	-	148	0.0%
Poland Commission Against Doping in Sports	PANDA	97	-	-	29	-	-	-	-	-	-	-	-	126	0.0%
Asian Volleyball Confederation	AVC-VB	124	-	-	-	-	-	-	-	-	-	-	-	124	0.0%
Finnish Anti-Doping Agency	FINADA	68	-	-	53	-	-	-	-	-	-	-	-	121	0.0%
Russian National Anti-Doping Organization	RUSADA	20	-	-	97	-	-	-	-	-	-	-	-	117	0.0%
Swedish Sports Confederation	RF	36	-	-	77	-	1	-	-	-	-	-	-	113	0.9%
Chinese Anti-Doping Agency	CHINADA	41	-	-	72	-	-	-	-	-	-	-	-	113	0.0%
European Volleyball Confederation	EUR-VB	108	1	-	-	-	-	-	-	-	-	-	-	108	0.0%
US Anti-Doping Agency	USADA	4	-	-	94	-	-	-	-	-	-	-	-	98	0.0%
Sports Authority of Thailand	THA-NADO	57	-	-	38	-	-	-	-	-	-	-	-	95	0.0%
NADO Flanders	NADOF	36	-	-	54	-	-	-	-	-	-	-	-	90	0.0%
French Community of Belgium NADO	BEL-CFWB	54	-	-	21	-	-	-	-	-	-	-	-	75	0.0%
Korea Anti-Doping Agency	KADA	15	-	-	55	-	-	-	-	-	-	-	-	70	0.0%
Romanian National Anti-Doping Agency	ANAD-Romania	39	-	-	31	-	-	-	-	-	-	-	-	70	0.0%
National Anti Doping Agency -India	IND-NADO	14	-	-	48	-	-	-	-	-	-	-	-	62	0.0%
Croatian Institute for Toxicology and Anti-Doping	CITA	14	-	-	42	-	-	-	-	-	-	-	-	56	0.0%
Portugal Anti-Doping Agency	ADoP	48	-	-	6	-	-	-	-	-	-	-	-	54	0.0%
African Volleyball Confederation	CAVB-VB	52	1	-	-	-	-	-	-	-	-	-	-	52	0.0%
Anti-Doping Norway	ADN	34	-	1	16	-	-	-	-	-	-	-	-	50	2.0%
Turkish NOC- Anti-Doping Commission	TUR-NADO	50	-	-	-	-	-	-	-	-	-	-	-	50	0.0%
National Anti-Doping Agency Austria GmbH	NADA Austria	6	-	-	42	1	-	-	-	-	-	-	-	48	0.0%
Central America and Caribbean Volleyball Confederation	NORCECA	47	-	-	-	-	-	-	-	-	-	-	-	47	0.0%
Qatar Antidoping Commission	QADC	46	1	1	-	-	-	-	-	-	-	-	-	46	2.2%
Czech Anti-Doping Committee	CADC	31	-	-	11	-	-	-	-	-	3	-	-	45	0.0%
Olympic Council of Asia	OCA	44	-	-	-	-	-	-	-	-	-	-	-	44	0.0%
Spain National Anti-Doping Agency	ESP-NADO	40	-	-	-	-	-	-	-	-	-	-	-	40	0.0%
South American Volleyball Confederation	CSV-VB	37	-	1	-	-	-	-	-	-	-	-	-	37	2.7%
Anti-Doping Denmark	ADD	18	-	-	16	-	-	-	-	-	-	-	-	34	0.0%
German Volleyball Federation	GER-VB	33	-	-	-	-	-	-	-	-	-	-	-	33	0.0%
Kazakhstan National Anti-Doping Centre	KAZ-NADO	-	-	-	32	-	-	-	-	-	-	-	-	32	0.0%
Venezuela NADO	VEN-NADO	-	-	-	30	-	-	-	-	-	-	-	-	30	0.0%
Anti-Doping Agency of Serbia	ADAS	20	-	-	10	-	-	-	-	-	-	-	-	30	0.0%
Netherlands Anti-Doping Authority	ADAN	24	-	-	5	-	-	-	-	-	-	-	-	29	0.0%
Cyprus Anti-Doping Authority	CYADA	27	-	-	-	-	-	-	-	-	-	-	-	27	0.0%
National Anti-Doping Agency of Tunisia	ANAD	16	-	-	10	-	-	-	-	-	-	-	-	26	0.0%
Mexican National Commission for Physical Education and Sport	CONADE-MEX	26	-	-	-	-	-	-	-	-	-	-	-	26	0.0%
Bulgarian Anti-doping Center	BUL-NADO	24	-	-	1	-	-	-	-	-	-	-	-	25	0.0%
Saudi Arabian Antidoping Committee	KSA-NADO	20	-	2	4	-	-	-	-	-	-	-	-	24	8.3%
Antidoping Switzerland	SUI-NADO	12	-	-	12	-	-	-	-	-	-	-	-	24	0.0%
South American Sports Organization	ODESUR	20	-	-	-	-	-	-	-	-	-	-	-	20	0.0%
Central American and Caribbean Sports Organization	ODECABE	20	-	-	-	-	-	-	-	-	-	-	-	20	0.0%
Slovak Anti-Doping Agency	SADA	19	-	-	-	-	-	-	-	-	-	-	-	19	0.0%
Colombian NADO	COL-NADO	18	-	-	-	-	-	-	-	-	-	-	-	18	0.0%
Chinese Taipei Anti-Doping Agency	CTADA	-	-	-	18	-	-	-	-	-	-	-	-	18	0.0%
Jamaica Anti-Doping Commission	JADCO	-	-	-	16	-	-	-	-	-	-	-	-	16	0.0%
Estonian Anti-Doping Agency	EADA	8	1	-	5	-	-	-	-	-	-	-	-	13	0.0%
Bahrain Anti-Doping Committee	BRN-NADO	12	-	-	-	-	-	-	-	-	-	-	-	12	0.0%
Luxembourg NADO	ALAD	12	-	-	-	-	-	-	-	-	-	-	-	12	0.0%
Italian Ministry of Health Department	CVD-CONI	11	-	-	-	-	-	-	-	-	-	-	-	11	0.0%
Hungarian Anti-Doping Agency	HUNADO	11	-	-	-	-	-	-	-	-	-	-	-	11	0.0%
Kuwait Anti-Doping Committee	KUW-NADO	9	-	1	1	-	-	-	-	-	-	-	-	10	10.0%
International Military Sports Council	CISM	10	-	-	-	-	-	-	-	-	-	-	-	10	0.0%
Caribbean RADO	CAR-RADO	-	-	-	10	-	-	-	-	-	-	-	-	10	0.0%
Anti-Doping department of State Sports Medicine Centre	LAT-NADO	4	-	-	4	-	-	-	-	-	-	-	-	8	0.0%
Brazilian Volleyball Confederation	BRA-CBV	8	-	-	-	-	-	-	-	-	-	-	-	8	0.0%
United Arab Emirates National Anti-doping Committee	UAE-NADO	5	-	-	3	-	-	-	-	-	-	-	-	8	0.0%
Drug Free Sport New Zealand	DFSNZ	8	-	-	-	-	-	-	-	-	-	-	-	8	0.0%
Israeli NADO	ISR-NADO	8	-	-	-	-	-	-	-	-	-	-	-	8	0.0%
Hong Kong Anti-Doping Committee	HKG-ADC	-	-	-	7	-	-	-	-	-	-	-	-	7	0.0%
Canadian Centre for Ethics in Sport	CCES	-	-	-	6	-	-	-	-	-	-	-	-	6	0.0%
I.R Iran National Anti-Doping Organization	IRI-NADO	6	-	-	-	-	-	-	-	-	-	-	-	6	0.0%
Guatemala NADO	GUA-OAD	-	-	-	6	-	-	-	-	-	-	-	-	6	0.0%
Bolivian Sports Organization	ODEBO	5	-	-	-	-	-	-	-	-	-	-	-	5	0.0%
International University Sport Federation	FISU	5	-	-	-	-	-	-	-	-	-	-	-	5	0.0%
German Youth Force Sports Association	GER-DJK	5	-	-	-	-	-	-	-	-	-	-	-	5	0.0%

2014 Anti-Doping Testing Figures
Samples Analyzed and Reported by Accredited Laboratories in ADAMS

Table 45: ASOIF Sport - Volleyball (continued)

Testing Authority (TA)	ADAMS Code	Urine						Blood						Total Samples	% AAF
		IC			OOC			IC			OOC				
		Samples	ATF	AAF	Samples	ATF	AAF	Samples	ATF	AAF	Samples	ATF	AAF		
National Olympic and Sports Association of Iceland	ISL-NADO	4	-	-	-	-	-	-	-	-	-	-	-	4	0.0%
Algerian National Anti-Doping Organization	ALG-NADO	4	-	-	-	-	-	-	-	-	-	-	-	4	0.0%
West Asia RADO	W-ASIA-RADO	-	-	-	3	-	-	-	-	-	-	-	-	3	0.0%
Central Asia RADO	RADOCA-RADO	-	-	-	3	-	-	-	-	-	-	-	-	3	0.0%
South Asia RADO	S-ASIA-RADO	-	-	-	3	-	-	-	-	-	-	-	-	3	0.0%
Oceania RADO	O-RADO	-	-	-	3	-	-	-	-	-	-	-	-	3	0.0%
International Olympic Committee	IOC	2	-	-	-	-	-	-	-	-	-	-	-	2	0.0%
Uruguay Anti-Doping	URU-NADO	-	-	-	2	-	-	-	-	-	-	-	-	2	0.0%
Australian Sports Anti-Doping Authority	ASADA	-	-	-	2	-	-	-	-	-	-	-	-	2	0.0%
Dominican Sports Medicine Federation	FEDOMEDE	-	-	-	2	-	-	-	-	-	-	-	-	2	0.0%
Anti-Doping Agency of Malaysia	ADAMAS	-	-	-	2	-	-	-	-	-	-	-	-	2	0.0%
Turkish Cypriot NADO	TUR-CYP NADO (R)	2	-	-	-	-	-	-	-	-	-	-	-	2	0.0%
		2492	5	8	1862	1	2	-	-	-	178	-	-	4532	

Table 46: ASOIF Sport - Weightlifting

Testing Authority (TA)	ADAMS Code	Urine						Blood						Total Samples	% AAF
		IC			OOC			IC			OOC				
		Samples	ATF	AAF	Samples	ATF	AAF	Samples	ATF	AAF	Samples	ATF	AAF		
International Weightlifting Federation	IWF	1005	1	26	789	-	13	16	-	-	11	-	1	1821	2.2%
Chinese Anti-Doping Agency	CHINADA	597	-	3	766	-	5	4	-	-	45	-	-	1412	0.6%
National Anti Doping Agency -India	IND-NADO	235	-	20	136	-	3	-	-	-	47	-	-	418	5.5%
US Anti-Doping Agency	USADA	187	-	6	146	-	-	-	-	-	10	-	-	343	1.7%
Poland Commission Against Doping in Sports	PANDA	119	2	3	191	1	-	-	-	-	16	-	-	326	0.9%
Russian National Anti-Doping Organization	RUSADA	215	-	18	105	-	-	-	-	-	-	-	-	320	5.6%
Turkish NOC- Anti-Doping Commission	TUR-NADO	218	-	1	100	-	2	-	-	-	-	-	-	318	0.9%
German National Anti-Doping Agency	NADA	31	-	-	225	-	-	-	-	-	51	-	-	317	0.0%
Kazakhstan Weightlifting Federation	KAZ WF	219	7	8	-	-	-	-	-	-	-	-	-	219	3.7%
Sports Authority of Thailand	THA-NADO	90	-	1	89	-	-	-	-	-	-	-	-	179	0.6%
Australian Sports Anti-Doping Authority	ASADA	60	-	1	60	-	-	-	-	-	27	-	-	147	0.7%
Japan Anti-Doping Agency	JADA	71	-	-	63	-	-	-	-	-	12	-	-	146	0.0%
French Anti-Doping Agency	AFLD-NADO	64	-	1	74	-	-	-	-	-	1	-	-	139	0.7%
Cuban National Anti-Doping Agency	CUB-NADO	2	-	-	119	-	-	-	-	-	16	-	-	137	0.0%
Romanian National Anti-Doping Agency	ANAD-Romania	79	-	-	48	-	-	-	-	-	4	-	-	131	0.0%
Olympic Council of Asia	OCA	96	-	1	-	-	-	20	-	-	-	-	-	116	0.9%
Mexican National Commission for Physical Education and Sport	CONADE-MEX	53	-	1	59	1	1	-	-	-	-	-	-	112	1.8%
Korea Anti-Doping Agency	KADA	78	-	1	24	-	-	-	-	-	-	-	-	102	1.0%
Commonwealth Games Federation	CGF	94	-	1	-	-	-	-	-	-	-	-	-	94	1.1%
Anti-Doping Denmark	ADD	43	-	2	45	-	1	-	-	-	2	-	-	90	3.3%
Spain National Anti-Doping Agency	ESP-NADO	59	-	2	12	-	-	12	-	-	6	-	-	89	2.2%
Canadian Centre for Ethics in Sport	CCES	42	-	4	41	-	2	4	-	-	-	-	-	87	6.9%
Kazakhstan National Anti-Doping Centre	KAZ-NADO	-	-	-	87	2	1	-	-	-	-	-	-	87	1.1%
UK Anti-Doping	UKAD	18	-	-	60	-	1	-	-	-	-	-	-	78	1.3%
Swedish Sports Confederation	RF	14	-	-	57	2	2	-	-	-	6	-	-	77	2.6%
Finnish Anti-Doping Agency	FINADA	27	-	-	41	-	-	-	-	-	8	-	-	76	0.0%
Egyptian National Anti-doping Organization	EGY-NADO	17	-	-	55	-	2	-	-	-	-	-	-	72	2.8%
Hungarian Anti-Doping Agency	HUNADO	24	-	-	35	-	-	-	-	-	12	-	-	71	0.0%
Anti-Doping Norway	ADN	20	-	-	43	-	-	3	-	-	4	-	-	70	0.0%
Venezuela NADO	VEN-NADO	17	-	-	52	-	1	-	-	-	-	-	-	69	1.4%
Hellenic National Council for Combatting Doping	ESKAN	61	-	-	1	-	-	-	-	-	-	-	-	62	0.0%
Anti-Doping Agency of Malaysia	ADAMAS	51	-	2	8	-	-	-	-	-	-	-	-	59	3.4%
International Olympic Committee	IOC	36	-	-	-	-	-	23	-	-	-	-	-	59	0.0%
Czech Anti-Doping Committee	CADC	27	-	1	20	-	-	-	-	-	10	-	-	57	1.8%
Italian National Olympic Committee	CONI	16	-	-	20	-	-	-	-	-	19	-	-	55	0.0%
Chinese Taipei Anti-Doping Agency	CTADA	-	-	-	55	-	2	-	-	-	-	-	-	55	3.6%
Bulgarian Anti-doping Center	BUL-NADO	35	-	-	18	-	-	-	-	-	-	-	-	53	0.0%
Colombian NADO	COL-NADO	20	-	1	22	-	-	-	-	-	7	-	-	49	2.0%
Central American and Caribbean Sports Organization	ODECABE	45	-	-	-	-	-	-	-	-	-	-	-	45	0.0%
National Anti-Doping Agency Austria GmbH	NADA Austria	19	-	1	19	-	-	-	-	-	-	-	-	38	2.6%
Brazilian Weightlifting Confederation	BRA-CBLP	33	-	6	-	-	-	-	-	-	-	-	-	33	18.2%
Anti-Doping Agency of Serbia	ADAS	21	-	-	9	-	-	-	-	-	-	-	-	30	0.0%
French Community of Belgium NADO	BEL-CFWB	25	-	1	3	-	-	-	-	-	-	-	-	28	3.6%
European Masters Weightlifting Committee	EUR-WL	27	-	2	-	-	-	-	-	-	-	-	-	27	7.4%
Agency for Anti-Doping Control of Bosnia and Herzegovina	BIH-NADO	18	-	-	7	-	-	-	-	-	-	-	-	25	0.0%
Netherlands Anti-Doping Authority	ADAN	21	-	-	1	-	-	-	-	-	-	-	-	22	0.0%
Lithuanian Anti-Doping Agency	LTU-NADO	4	-	-	18	-	1	-	-	-	-	-	-	22	4.5%
South American Sports Organization	ODESUR	21	-	2	-	-	-	-	-	-	-	-	-	21	9.5%
Drug Free Sport New Zealand	DFSNZ	11	-	1	9	-	-	-	-	-	-	-	-	20	5.0%
Saudi Arabian Antidoping Committee	KSA-NADO	18	-	-	-	-	-	-	-	-	-	-	-	18	0.0%
Oceania RADO	O-RADO	4	-	-	14	-	-	-	-	-	-	-	-	18	0.0%
Sri Lanka Anti Doping Agency	SRI-NADO	10	-	2	8	-	-	-	-	-	-	-	-	18	11.1%
Puerto Rico Anti-Doping Organization	PUR-NADO	-	-	-	17	-	1	-	-	-	-	-	-	17	5.9%
Israeli NADO	ISR-NADO	8	-	-	9	-	-	-	-	-	-	-	-	17	0.0%
Libya National Olympic Committee	COL	-	-	-	17	-	2	-	-	-	-	-	-	17	11.8%
Slovak Anti-Doping Agency	SADA	-	-	-	16	-	-	-	-	-	-	-	-	16	0.0%
NADO Flanders	NADOF	12	-	-	3	-	-	-	-	-	-	-	-	15	0.0%
Africa Zone IV RADO	AFR-RADO- IV	-	-	-	13	-	-	-	-	-	-	-	-	13	0.0%
Chilean National Anti-Doping Commission	CHI-NADO	13	-	1	-	-	-	-	-	-	-	-	-	13	7.7%
United Arab Emirates National Anti-doping Committee	UAE-NADO	-	-	-	11	-	-	-	-	-	-	-	-	11	0.0%
Algerian National Anti-Doping Organization	ALG-NADO	10	-	-	1	-	-	-	-	-	-	-	-	11	0.0%
Estonian Anti-Doping Agency	EADA	2	-	-	8	-	-	-	-	-	-	-	-	10	0.0%
South African Institute for Drug-Free Sport	SAIDS	6	-	-	4	-	-	-	-	-	-	-	-	10	0.0%
West Asia RADO	W-ASIA-RADO	-	-	-	10	-	2	-	-	-	-	-	-	10	20.0%
Eastern Europe RADO	E-EUR-RADO	-	-	-	10	-	-	-	-	-	-	-	-	10	0.0%
Hong Kong Anti-Doping Committee	HKG-ADC	4	-	-	6	-	-	-	-	-	-	-	-	10	0.0%
Italian Ministry of Health Department	CVD-CONI	9	-	2	-	-	-	-	-	-	-	-	-	9	22.2%
Jordan Anti-doping Organization	JADO	6	-	1	3	-	-	-	-	-	-	-	-	9	11.1%
Antidoping Switzerland	SUI-NADO	-	-	-	9	-	-	-	-	-	-	-	-	9	0.0%
Cyprus Anti-Doping Authority	CYADA	6	-	-	2	-	-	-	-	-	-	-	-	8	0.0%
Dominican Sports Medicine Federation	FEDOMEDE	-	-	-	8	-	-	-	-	-	-	-	-	8	0.0%

Table 46: ASOIF Sport - Weightlifting (continued)

Urine

Blood

2014 Anti-Doping Testing Figures
Samples Analyzed and Reported by Accredited Laboratories in ADAMS

Testing Authority (TA)	ADAMS Code	IC			OOC			IC			OOC			Total Samples	% AAF
		Samples	ATF	AAF	Samples	ATF	AAF	Samples	ATF	AAF	Samples	ATF	AAF		
Anti-Doping Commission of Malta	MLT-NADO	8	-	-	-	-	-	-	-	-	-	-	8	0.0%	
Irish Sports Council	ISC	8	-	-	-	-	-	-	-	-	-	-	8	0.0%	
Nigerian National Sports Council	NNSC	-	-	-	8	-	-	-	-	-	-	-	8	0.0%	
Georgian Anti-Doping Agency	GEO-NADO	-	-	-	7	-	1	-	-	-	-	-	7	14.3%	
Kuwait Anti-Doping Committee	KUW-NADO	3	-	1	4	-	-	-	-	-	-	-	7	14.3%	
I.R Iran National Anti-Doping Organization	IRI-NADO	-	-	-	7	-	1	-	-	-	-	-	7	14.3%	
Anti-Doping Singapore	ADS	-	-	-	6	-	-	-	-	-	-	-	6	0.0%	
National Anti-Doping Agency of Tunisia	ANAD	-	-	-	6	-	-	-	-	-	-	-	6	0.0%	
Vietnam Anti-Doping & Sports Medicine Agency	VADA	5	-	-	-	-	-	-	-	-	-	-	5	0.0%	
Mauritius Ministry of Youth and Sports Anti-Doping Unit	MRI NADO	1	-	-	4	-	-	-	-	-	-	-	5	0.0%	
Anti-Doping department of State Sports Medicine Centre	LAT-NADO	2	-	-	3	-	-	-	-	-	-	-	5	0.0%	
IWF Masters committee	IWF-Master	2	-	-	2	-	-	-	-	-	-	-	4	0.0%	
National Olympic and Sports Association of Iceland	ISL-NADO	-	-	-	4	-	-	-	-	-	-	-	4	0.0%	
Indian Ocean RADO	IND-OCE-RADO	-	-	-	4	-	-	-	-	-	-	-	4	0.0%	
Syrian Arab Weightlifting Federation	SYR WF	-	-	-	3	-	-	-	-	-	-	-	3	0.0%	
Qatar Antidoping Commission	QADC	-	-	-	3	-	-	-	-	-	-	-	3	0.0%	
Caribbean RADO	CAR-RADO	-	-	-	3	-	-	-	-	-	-	-	3	0.0%	
Uruguay Anti-Doping	URU-NADO	2	-	-	-	-	-	-	-	-	-	-	2	0.0%	
Central Asia RADO	RADOCA-RADO	-	-	-	2	-	-	-	-	-	-	-	2	0.0%	
Guatemala NADO	GUA-OAD	-	-	-	2	-	-	-	-	-	-	-	2	0.0%	
South Asia RADO	S-ASIA-RADO	-	-	-	2	-	-	-	-	-	-	-	2	0.0%	
Palau National Olympic Committee	PLW-NOC	-	-	-	1	-	-	-	-	-	-	-	1	0.0%	
Belarus National Anti-Doping Agency	BNADA	-	-	-	1	-	-	-	-	-	-	-	1	0.0%	
South American Football Confederation	CSF/CONMEBOL	1	-	-	-	-	-	-	-	-	-	-	1	0.0%	
Lebanon National Olympic Committee	LIB-NOC	-	-	-	1	-	-	-	-	-	-	-	1	0.0%	
Mexican National Anti-Doping Committee	MEX-NADO	-	-	-	1	-	-	-	-	-	-	-	1	0.0%	
		4425	10	124	3975	6	44	82	-	-	314	-	1	8806	

Table 47: ASOIF Sport - Wrestling

Testing Authority (TA)	ADAMS Code	Urine						Blood						Total Samples	% AAF
		IC			OOC			IC			OOC				
		Samples	ATF	AAF	Samples	ATF	AAF	Samples	ATF	AAF	Samples	ATF	AAF		
United World Wrestling	UWW	753	2	8	116	-	2	-	-	-	7	-	-	876	1.1%
Chinese Anti-Doping Agency	CHINADA	373	1	5	288	-	-	-	-	-	2	-	-	663	0.8%
Russian National Anti-Doping Organization	RUSADA	355	-	6	295	-	1	-	-	-	-	-	-	650	1.1%
National Anti Doping Agency -India	IND-NADO	39	-	-	166	-	1	-	-	-	41	-	-	246	0.4%
Kazakhstan National Anti-Doping Centre	KAZ-NADO	-	-	-	238	1	1	-	-	-	-	-	-	238	0.4%
Turkish NOC- Anti-Doping Commission	TUR-NADO	147	-	7	44	-	-	-	-	-	-	-	-	191	3.7%
Japan Anti-Doping Agency	JADA	119	-	-	48	-	-	-	-	-	-	-	-	167	0.0%
US Anti-Doping Agency	USADA	62	-	1	88	-	-	-	-	-	-	-	-	150	0.7%
Olympic Council of Asia	OCA	125	-	1	-	-	-	11	-	-	-	-	-	136	0.7%
Cuban National Anti-Doping Agency	CUB-NADO	-	-	-	105	-	-	-	-	-	26	-	-	131	0.0%
Poland Commission Against Doping in Sports	PANDA	23	-	-	76	-	1	-	-	-	-	-	-	99	1.0%
Bulgarian Anti-doping Center	BUL-NADO	30	-	-	58	-	2	-	-	-	-	-	-	88	2.3%
Romanian National Anti-Doping Agency	ANAD-Romania	31	-	-	39	-	-	-	-	-	16	-	-	86	0.0%
Canadian Centre for Ethics in Sport	CCES	18	-	1	57	-	-	-	-	-	1	-	-	76	1.3%
Mexican National Commission for Physical Education and Sport	CONADE-MEX	52	1	-	22	-	2	-	-	-	-	-	-	74	2.7%
Swedish Sports Confederation	RF	22	-	-	52	-	-	-	-	-	-	-	-	74	0.0%
Korea Anti-Doping Agency	KADA	47	-	1	26	-	-	-	-	-	-	-	-	73	1.4%
German National Anti-Doping Agency	NADA	-	-	-	71	-	-	-	-	-	-	-	-	71	0.0%
Finnish Anti-Doping Agency	FINADA	22	-	-	49	-	-	-	-	-	-	-	-	71	0.0%
French Anti-Doping Agency	AFLD-NADO	30	-	2	28	-	-	11	-	-	-	-	-	69	2.9%
UK Anti-Doping	UKAD	27	-	1	31	-	-	-	-	-	8	-	-	66	1.5%
Hungarian Anti-Doping Agency	HUNADO	26	-	1	32	1	-	-	-	-	7	-	-	65	1.5%
Venezuela NADO	VEN-NADO	-	-	-	50	-	-	-	-	-	-	-	-	50	0.0%
Anti-Doping Norway	ADN	16	-	1	29	-	-	-	-	-	3	-	-	48	2.1%
German Wrestling Federation	GER-WR	40	-	-	-	-	-	-	-	-	-	-	-	40	0.0%
Anti-Doping Agency of Serbia	ADAS	19	-	-	18	-	-	-	-	-	3	-	-	40	0.0%
South African Institute for Drug-Free Sport	SAIDS	19	-	2	20	-	-	-	-	-	-	-	-	39	5.1%
Australian Sports Anti-Doping Authority	ASADA	27	-	2	7	-	-	-	-	-	-	-	-	34	5.9%
Georgian Anti-Doping Agency	GEO-NADO	-	-	-	32	-	-	-	-	-	-	-	-	32	0.0%
Commonwealth Games Federation	CGF	32	-	-	-	-	-	-	-	-	-	-	-	32	0.0%
Spain National Anti-Doping Agency	ESP-NADO	30	-	-	1	-	-	-	-	-	-	-	-	31	0.0%
Central American and Caribbean Sports Organization	ODECABE	31	-	-	-	-	-	-	-	-	-	-	-	31	0.0%
Colombian NADO	COL-NADO	10	-	-	18	-	1	-	-	-	-	-	-	28	3.6%
Sports Authority of Thailand	THA-NADO	16	-	-	12	-	-	-	-	-	-	-	-	28	0.0%
Antidoping Switzerland	SUI-NADO	20	-	-	7	-	-	-	-	-	-	-	-	27	0.0%
International Olympic Committee	IOC	25	-	-	-	-	-	-	-	-	-	-	-	25	0.0%
Italian National Olympic Committee	CONI	17	-	-	4	-	-	3	-	-	-	-	-	24	0.0%
Czech Anti-Doping Committee	CADC	16	-	-	3	-	-	-	-	-	4	-	-	23	0.0%
National Anti-Doping Agency Austria GmbH	NADA Austria	8	-	-	15	-	-	-	-	-	-	-	-	23	0.0%
Eastern Europe RADO	E-EUR-RADO	-	-	-	22	-	-	-	-	-	-	-	-	22	0.0%
Brazilian Wrestling Confederation	BRA-CBL	14	-	1	5	-	-	-	-	-	-	-	-	19	5.3%
Mongolian National Anti-Doping Organization	MGL-NADO	16	-	2	-	-	-	-	-	-	-	-	-	16	12.5%
Anti-Doping Denmark	ADD	4	-	-	11	-	-	-	-	-	-	-	-	15	0.0%
South East Asia RADO	SE-ASIA-RADO	-	-	-	14	-	-	-	-	-	-	-	-	14	0.0%
Oceania RADO	O-RADO	9	-	-	4	-	-	-	-	-	-	-	-	13	0.0%
Portugal Anti-Doping Agency	ADoP	10	-	1	1	-	-	-	-	-	-	-	-	11	9.1%
Croatian Institute for Toxicology and Anti-Doping	CITA	-	-	-	10	-	1	-	-	-	-	-	-	10	10.0%
Anti-Doping department of State Sports Medicine Centre	LAT-NADO	4	-	-	5	-	-	-	-	-	-	-	-	9	0.0%
Drug Free Sport New Zealand	DFSNZ	4	-	-	5	-	-	-	-	-	-	-	-	9	0.0%
National Anti-Doping Agency of Tunisia	ANAD	9	-	-	-	-	-	-	-	-	-	-	-	9	0.0%
I.R Iran National Anti-Doping Organization	IRI-NADO	6	-	1	3	-	2	-	-	-	-	-	-	9	33.3%
Italian Ministry of Health Department	CVD-CONI	8	-	1	-	-	-	-	-	-	-	-	-	8	12.5%
South American Sports Organization	ODESUR	8	-	-	-	-	-	-	-	-	-	-	-	8	0.0%
Sri Lanka Anti Doping Agency	SRI-NADO	-	-	-	8	-	-	-	-	-	-	-	-	8	0.0%
World Anti-Doping Agency	WADA-AMA	-	-	-	3	-	-	-	-	-	3	-	-	6	0.0%
Nigerian National Sports Council	NNSC	-	-	-	6	-	-	-	-	-	-	-	-	6	0.0%
Estonian Anti-Doping Agency	EADA	2	-	-	4	-	-	-	-	-	-	-	-	6	0.0%
NADO Flanders	NADOF	5	-	-	-	-	-	-	-	-	-	-	-	5	0.0%
Lithuanian Anti-Doping Agency	LTU-NADO	4	-	-	1	-	-	-	-	-	-	-	-	5	0.0%
Puerto Rico Anti-Doping Organization	PUR-NADO	-	-	-	4	-	-	-	-	-	-	-	-	4	0.0%
Dominican Sports Medicine Federation	FEDOMEDE	-	-	-	4	-	-	-	-	-	-	-	-	4	0.0%
Central Asia RADO	RADOCA-RADO	-	-	-	4	-	-	-	-	-	-	-	-	4	0.0%
Cyprus Anti-Doping Authority	CYADA	4	-	-	-	-	-	-	-	-	-	-	-	4	0.0%
Africa Zone I RADO	AFR-RADO-I	-	-	-	4	-	-	-	-	-	-	-	-	4	0.0%
Jordan Anti-doping Organization	JADO	-	-	-	3	-	-	-	-	-	-	-	-	3	0.0%
Qatar Antidoping Commission	QADC	-	-	-	3	-	-	-	-	-	-	-	-	3	0.0%
Guatemala NADO	GUA-OAD	-	-	-	2	-	-	-	-	-	-	-	-	2	0.0%
Anti-Doping Singapore	ADS	-	-	-	1	-	-	-	-	-	-	-	-	1	0.0%
Vietnam Anti-Doping & Sports Medicine Agency	VADA	1	-	-	-	-	-	-	-	-	-	-	-	1	0.0%
Belarus National Anti-Doping Agency	BNADA	-	-	-	1	-	1	-	-	-	-	-	-	1	100.0%
TOTAL		2735	4	45	2273	2	15	25	0	0	121	0	0	5154	

Table 48: AIOWF Sport - Biathlon

Testing Authority (TA)	ADAMS Code	Urine						Blood						Total Samples	% AAF
		IC Samples	ATF	AAF	OC Samples	ATF	AAF	IC Samples	ATF	AAF	OC Samples	ATF	AAF		
Russian National Anti-Doping Organization	RUSADA	333	-	3	253	-	-	-	-	-	33	-	-	619	0.5%
International Biathlon Union	IBU	417	2	-	171	-	3	-	-	-	1	-	-	589	0.5%
International Olympic Committee	IOC	251	-	4	-	-	-	135	-	-	-	-	-	386	1.0%
World Anti-Doping Agency	WADA-AMA	-	-	-	41	-	-	-	-	-	82	-	-	123	0.0%
Anti-Doping Norway	ADN	23	-	-	60	-	-	-	-	-	-	-	-	83	0.0%
German National Anti-Doping Agency	NADA	17	-	-	41	-	-	-	-	-	23	-	-	81	0.0%
Canadian Centre for Ethics in Sport	CCES	8	-	-	36	-	-	-	-	-	9	-	-	53	0.0%
Antidoping Switzerland	SUI-NADO	3	-	-	29	-	-	-	-	-	7	-	-	39	0.0%
Finnish Anti-Doping Agency	FINADA	10	-	-	27	-	-	-	-	-	1	-	-	38	0.0%
National Anti-Doping Agency Austria GmbH	NADA Austria	-	-	-	38	-	-	-	-	-	-	-	-	38	0.0%
Swedish Sports Confederation	RF	9	-	-	25	-	-	-	-	-	-	-	-	34	0.0%
US Anti-Doping Agency	USADA	-	-	-	31	-	-	-	-	-	-	-	-	31	0.0%
Poland Commission Against Doping in Sports	PANDA	12	-	1	19	-	-	-	-	-	-	-	-	31	3.2%
Kazakhstan National Anti-Doping Centre	KAZ-NADO	24	-	-	3	2	-	-	-	-	-	-	-	27	0.0%
Czech Anti-Doping Committee	CADC	14	-	-	4	-	-	-	-	-	1	-	-	19	0.0%
UK Anti-Doping	UKAD	4	-	-	12	-	-	-	-	-	-	-	-	16	0.0%
French Anti-Doping Agency	AFLD-NADO	6	-	-	7	-	-	-	-	-	1	-	-	14	0.0%
Korea Anti-Doping Agency	KADA	10	-	-	3	-	-	-	-	-	-	-	-	13	0.0%
Japan Anti-Doping Agency	JADA	7	-	-	6	-	-	-	-	-	-	-	-	13	0.0%
Bulgarian Anti-doping Center	BUL-NADO	9	-	-	3	-	-	-	-	-	-	-	-	12	0.0%
Chinese Anti-Doping Agency	CHINADA	-	-	-	10	-	-	-	-	-	-	-	-	10	0.0%
Estonian Anti-Doping Agency	EADA	-	-	-	10	-	-	-	-	-	-	-	-	10	0.0%
Italian National Olympic Committee	CONI	6	-	-	1	-	-	-	-	-	-	-	-	7	0.0%
Lithuanian Anti-Doping Agency	LTU-NADO	-	-	-	3	-	-	-	-	-	-	-	-	3	0.0%
Anti-Doping department of State Sports Medicine Centre	LAT-NADO	3	-	-	-	-	-	-	-	-	-	-	-	3	0.0%
Spain National Anti-Doping Agency	ESP-NADO	-	-	-	2	-	-	-	-	-	-	-	-	2	0.0%
Slovak Anti-Doping Agency	SADA	-	-	-	1	-	-	-	-	-	-	-	-	1	0.0%
Belarus National Anti-Doping Agency	BNADA	-	-	-	1	-	-	-	-	-	-	-	-	1	0.0%
Hungarian Anti-Doping Agency	HUNADO	-	-	-	1	-	-	-	-	-	-	-	-	1	0.0%
		1166	2	8	838	2	3	135	-	-	158	-	-	2297	

Table 49: AIOWF Sport - Bobsleigh

Testing Authority (TA)	ADAMS Code	Urine						Blood						Total Samples	% AAF
		IC Samples	ATF	AAF	OC Samples	ATF	AAF	IC Samples	ATF	AAF	OC Samples	ATF	AAF		
International Olympic Committee	IOC	216	-	4	-	-	-	69	-	-	4	-	-	289	1.4%
Russian National Anti-Doping Organization	RUSADA	32	-	1	143	-	1	-	-	-	51	-	-	226	0.9%
German National Anti-Doping Agency	NADA	9	-	-	134	-	-	-	-	-	45	-	-	188	0.0%
US Anti-Doping Agency	USADA	31	-	-	98	4	1	-	-	-	10	-	-	139	0.7%
Canadian Centre for Ethics in Sport	CCES	1	-	-	79	-	-	-	-	-	8	-	-	88	0.0%
Antidoping Switzerland	SUI-NADO	6	-	-	73	-	-	-	-	-	8	-	-	87	0.0%
International Bobsleigh and Skeleton Federation	FIBT	25	-	-	59	-	-	-	-	-	-	-	-	84	0.0%
Romanian National Anti-Doping Agency	ANAD-Romania	21	-	1	43	-	1	-	-	-	-	-	-	64	3.1%
World Anti-Doping Agency	WADA-AMA	-	-	-	20	-	-	-	-	-	26	-	-	46	0.0%
UK Anti-Doping	UKAD	-	-	-	38	-	-	-	-	-	-	-	-	38	0.0%
Netherlands Anti-Doping Authority	ADAN	-	-	-	26	-	-	-	-	-	-	-	-	26	0.0%
Czech Anti-Doping Committee	CADC	4	-	-	4	-	-	-	-	-	4	-	-	12	0.0%
Poland Commission Against Doping in Sports	PANDA	-	-	-	9	-	-	-	-	-	-	-	-	9	0.0%
National Anti-Doping Agency Austria GmbH	NADA Austria	-	-	-	9	-	-	-	-	-	-	-	-	9	0.0%
French Anti-Doping Agency	AFLD-NADO	-	-	-	8	-	-	-	-	-	-	-	-	8	0.0%
Anti-Doping department of State Sports Medicine Centre	LAT-NADO	-	-	-	7	-	-	-	-	-	-	-	-	7	0.0%
Anti-Doping Norway	ADN	6	-	-	-	-	-	-	-	-	-	-	-	6	0.0%
Monaco Anti-Doping Committee	CMA Monaco	-	-	-	6	-	-	-	-	-	-	-	-	6	0.0%
Japan Anti-Doping Agency	JADA	4	-	-	-	-	-	-	-	-	-	-	-	4	0.0%
NADO Flanders	NADOF	-	-	-	2	-	-	-	-	-	-	-	-	2	0.0%
Croatian Institute for Toxicology and Anti-Doping	CITA	-	-	-	2	-	-	-	-	-	-	-	-	2	0.0%
Korea Anti-Doping Agency	KADA	-	-	-	1	-	-	-	-	-	-	-	-	1	0.0%
		355	-	6	761	4	3	69	-	-	156	-	-	1341	

Table 50: AIOWF Sport - Curling

Testing Authority (TA)	ADAMS Code	Urine						Blood						Total Samples	% AAF
		IC			OOC			IC			OOC				
		Samples	ATF	AAF	Samples	ATF	AAF	Samples	ATF	AAF	Samples	ATF	AAF		
World Curling Federation	WCF	32	-	-	23	-	-	-	-	-	-	-	-	55	0.0%
International Olympic Committee	IOC	39	-	-	-	-	-	-	-	-	-	-	-	39	0.0%
US Anti-Doping Agency	USADA	12	-	-	23	-	-	-	-	-	-	-	-	35	0.0%
Japan Anti-Doping Agency	JADA	17	-	-	10	-	-	-	-	-	17	-	-	27	0.0%
German National Anti-Doping Agency	NADA	6	-	-	19	-	-	-	-	-	-	-	-	25	0.0%
Russian National Anti-Doping Organization	RUSADA	10	-	-	10	-	-	-	-	-	-	-	-	20	0.0%
Canadian Centre for Ethics in Sport	CCES	12	-	-	3	-	-	-	-	-	-	-	-	15	0.0%
Swedish Sports Confederation	RF	13	-	1	1	-	-	-	-	-	-	-	-	14	7.1%
National Anti-Doping Agency Austria GmbH	NADA Austria	6	-	-	5	-	-	-	-	-	-	-	-	11	0.0%
Turkish NOC- Anti-Doping Commission	TUR-NADO	10	-	-	-	-	-	-	-	-	-	-	-	10	0.0%
Czech Anti-Doping Committee	CADC	9	-	-	-	-	-	-	-	-	-	-	-	9	0.0%
Netherlands Anti-Doping Authority	ADAN	-	-	-	9	-	-	-	-	-	-	-	-	9	0.0%
Anti-Doping Norway	ADN	5	-	-	3	-	-	-	-	-	-	-	-	8	0.0%
Finnish Anti-Doping Agency	FINADA	8	-	-	-	-	-	-	-	-	-	-	-	8	0.0%
Antidoping Switzerland	SUI-NADO	6	-	-	1	-	-	-	-	-	-	-	-	7	0.0%
Korea Anti-Doping Agency	KADA	5	-	-	-	-	-	-	-	-	-	-	-	5	0.0%
French Anti-Doping Agency	AFLD-NADO	-	-	-	4	-	-	-	-	-	-	-	-	4	0.0%
Slovak Anti-Doping Agency	SADA	-	-	-	2	-	-	-	-	-	-	-	-	2	0.0%
Anti-Doping Denmark	ADD	-	-	-	2	-	-	-	-	-	-	-	-	2	0.0%
UK Anti-Doping	UKAD	-	-	-	1	-	-	-	-	-	-	-	-	1	0.0%
		190	-	1	116	-	-	-	-	-	-	-	-	306	

Table 51: AIOWF Sport - Ice Hockey

Testing Authority (TA)	ADAMS Code	Urine						Blood						Total Samples	% AAF
		IC			OOC			IC			OOC				
		Samples	ATF	AAF	Samples	ATF	AAF	Samples	ATF	AAF	Samples	ATF	AAF		
Russian National Anti-Doping Organization	RUSADA	252	-	1	337	-	-	-	-	-	-	-	-	589	0.2%
German National Anti-Doping Agency	NADA	95	2	1	348	2	-	-	-	-	47	-	-	490	0.2%
International Olympic Committee	IOC	344	-	5	-	-	-	51	-	-	-	-	-	395	1.3%
Swedish Sports Confederation	RF	70	2	4	220	2	5	-	-	-	-	-	-	290	3.1%
International Ice Hockey Federation	IIHF	264	1	4	1	-	-	-	-	-	-	-	-	265	1.5%
Finnish Anti-Doping Agency	FINADA	92	-	-	130	-	-	-	-	-	9	-	-	231	0.0%
Anti-Doping Norway	ADN	109	-	2	50	-	-	-	-	-	-	-	-	159	1.3%
Antidoping Switzerland	SUI-NADO	68	-	-	76	-	-	-	-	-	-	-	-	144	0.0%
Canadian Centre for Ethics in Sport	CCES	32	-	1	99	-	-	-	-	-	8	-	-	139	0.7%
French Anti-Doping Agency	AFLD-NADO	43	-	4	84	-	1	-	-	-	43	-	-	127	3.9%
Anti-Doping Denmark	ADD	40	-	-	58	-	-	-	-	-	-	-	-	98	0.0%
UK Anti-Doping	UKAD	72	-	1	19	-	1	-	-	-	-	-	-	91	2.2%
Japan Anti-Doping Agency	JADA	20	-	-	61	-	-	-	-	-	-	-	-	81	0.0%
Korea Anti-Doping Agency	KADA	10	1	-	67	-	-	-	-	-	-	-	-	77	0.0%
National Anti-Doping Agency Austria GmbH	NADA Austria	-	-	-	76	-	-	-	-	-	-	-	-	76	0.0%
Poland Commission Against Doping in Sports	PANDA	45	-	1	25	-	-	-	-	-	-	-	-	70	1.4%
Czech Anti-Doping Committee	CADC	51	-	1	8	-	1	-	-	-	-	-	-	59	3.4%
Western Hockey League	CAN-WHL	36	-	-	7	-	-	-	-	-	-	-	-	43	0.0%
US Anti-Doping Agency	USADA	-	-	-	33	-	-	-	-	-	-	-	-	33	0.0%
Romanian National Anti-Doping Agency	ANAD-Romania	20	-	-	10	-	-	-	-	-	-	-	-	30	0.0%
Slovak Anti-Doping Agency	SADA	24	3	1	6	-	-	-	-	-	-	-	-	30	3.3%
Quebec Major Junior Hockey League	CAN-QMJHL	21	-	2	8	-	-	-	-	-	-	-	-	29	6.9%
Mexican National Commission for Physical Education and Sports	CONADE-MEX	-	-	-	29	-	-	-	-	-	-	-	-	29	0.0%
NADO Flanders	NADOF	24	-	4	-	-	-	-	-	-	-	-	-	24	16.7%
Ontario Hockey League	CAN-OHL	13	-	-	8	-	-	-	-	-	-	-	-	21	0.0%
Hungarian Anti-Doping Agency	HUNADO	14	-	-	7	-	-	-	-	-	-	-	-	21	0.0%
Croatian Institute for Toxicology and Anti-Doping	CITA	-	-	-	19	-	-	-	-	-	-	-	-	19	0.0%
Anti-Doping department of State Sports Medicine Centre	LAT-NADO	2	-	-	17	-	-	-	-	-	-	-	-	19	0.0%
Netherlands Anti-Doping Authority	ADAN	9	-	-	9	-	-	-	-	-	-	-	-	18	0.0%
Italian Ministry of Health Department	CVD-CONI	10	-	-	-	-	-	-	-	-	-	-	-	10	0.0%
Turkish NOC- Anti-Doping Commission	TUR-NADO	6	-	1	-	-	-	-	-	-	-	-	-	6	16.7%
Chinese Anti-Doping Agency	CHINADA	6	-	-	-	-	-	-	-	-	-	-	-	6	0.0%
Italian National Olympic Committee	CONI	4	-	-	1	-	-	-	-	-	-	-	-	5	0.0%
Dominican Sports Medicine Federation	FEDOMEDE	-	-	-	4	-	-	-	-	-	-	-	-	4	0.0%
Canadian Hockey League	CAN-CHL	-	-	-	4	-	-	-	-	-	-	-	-	4	0.0%
National Olympic and Sports Association of Iceland	ISL-NADO	-	-	-	4	-	-	-	-	-	-	-	-	4	0.0%
		1796	9	33	1825	4	8	51	-	-	64	-	-	3736	

2014 Anti-Doping Testing Figures
Samples Analyzed and Reported by Accredited Laboratories in ADAMS

Table 52: AIOWF Sport - Luge

Testing Authority (TA)	ADAMS Code	Urine						Blood						Total Samples	% AAF
		IC			OOC			IC			OOC				
		Samples	ATF	AAF	Samples	ATF	AAF	Samples	ATF	AAF	Samples	ATF	AAF		
International Olympic Committee	IOC	77	-	1	-	-	-	22	-	-	-	-	-	99	1.0%
German National Anti-Doping Agency	NADA	4	-	-	65	-	-	-	-	-	27	-	-	96	0.0%
Russian National Anti-Doping Organization	RUSADA	-	-	-	69	-	-	-	-	-	-	-	-	69	0.0%
International Luge Federation	FIL	47	-	-	15	-	-	-	-	-	-	-	-	62	0.0%
US Anti-Doping Agency	USADA	23	-	-	38	-	-	-	-	-	-	-	-	61	0.0%
Canadian Centre for Ethics in Sport	CCES	-	-	-	14	-	-	-	-	-	-	-	-	14	0.0%
National Anti-Doping Agency Austria GmbH	NADA Austria	-	-	-	11	-	-	-	-	-	-	-	-	11	0.0%
Italian National Olympic Committee	CONI	-	-	-	7	-	-	-	-	-	-	-	-	7	0.0%
Anti-Doping Norway	ADN	-	-	-	5	-	-	-	-	-	-	-	-	5	0.0%
Anti-Doping department of State Sports Medicine Centre	LAT-NADO	-	-	-	4	-	-	-	-	-	-	-	-	4	0.0%
Czech Anti-Doping Committee	CADC	-	-	-	3	-	-	-	-	-	-	-	-	3	0.0%
French Anti-Doping Agency	AFLD-NADO	-	-	-	3	-	-	-	-	-	-	-	-	3	0.0%
Hungarian Anti-Doping Agency	HUNADO	-	-	-	2	-	-	-	-	-	-	-	-	2	0.0%
Korea Anti-Doping Agency	KADA	-	-	-	2	-	-	-	-	-	-	-	-	2	0.0%
Kazakhstan National Anti-Doping Centre	KAZ-NADO	-	-	-	2	-	-	-	-	-	-	-	-	2	0.0%
Agency for Anti-Doping Control of Bosnia and Herzegovina	BIH-NADO	-	-	-	1	-	-	-	-	-	-	-	-	1	0.0%
Antidoping Switzerland	SUI-NADO	1	-	-	-	-	-	-	-	-	-	-	-	1	0.0%
Japan Anti-Doping Agency	JADA	1	-	-	-	-	-	-	-	-	-	-	-	1	0.0%
Croatian Institute for Toxicology and Anti-Doping	CITA	-	-	-	1	-	-	-	-	-	-	-	-	1	0.0%
		153	-	1	242	-	-	22	-	-	27	-	-	444	

Table 53: AIOWF Sport - Skating

Testing Authority (TA)	ADAMS Code	Urine						Blood						Total Samples	% AAF
		IC			OOC			IC			OOC				
		Samples	ATF	AAF	Samples	ATF	AAF	Samples	ATF	AAF	Samples	ATF	AAF		
International Skating Union	ISU	675	-	2	163	1	-	32	-	-	11	-	-	881	0.2%
International Olympic Committee	IOC	484	-	4	-	-	-	143	-	-	3	-	-	630	0.6%
Russian National Anti-Doping Organization	RUSADA	174	-	-	397	-	-	29	-	-	-	-	-	600	0.0%
Chinese Anti-Doping Agency	CHINADA	213	2	-	141	-	-	-	-	-	29	-	-	383	0.0%
German National Anti-Doping Agency	NADA	33	-	-	281	-	1	-	-	-	25	-	-	339	0.3%
US Anti-Doping Agency	USADA	66	-	-	153	2	-	-	-	-	2	-	-	221	0.0%
Japan Anti-Doping Agency	JADA	85	-	-	89	-	-	-	-	-	7	-	-	181	0.0%
Netherlands Anti-Doping Authority	ADAN	93	-	1	83	-	-	-	-	-	-	-	-	176	0.6%
Canadian Centre for Ethics in Sport	CCES	44	-	1	95	-	-	2	-	-	28	-	-	169	0.6%
World Anti-Doping Agency	WADA-AMA	-	-	-	41	-	-	-	-	-	91	-	-	132	0.0%
Poland Commission Against Doping in Sports	PANDA	46	-	-	29	-	-	1	-	-	-	-	-	76	0.0%
Finnish Anti-Doping Agency	FINADA	27	-	-	34	-	-	-	-	-	3	-	-	64	0.0%
Anti-Doping Norway	ADN	8	-	-	30	-	-	-	-	-	1	-	-	39	0.0%
French Anti-Doping Agency	AFLD-NADO	-	-	-	34	-	-	-	-	-	5	-	-	39	0.0%
Italian National Olympic Committee	CONI	13	-	-	22	-	-	-	-	-	-	-	-	35	0.0%
Korea Anti-Doping Agency	KADA	34	-	-	-	-	-	-	-	-	-	-	-	34	0.0%
Australian Sports Anti-Doping Authority	ASADA	12	-	-	15	-	-	-	-	-	4	-	-	31	0.0%
Venezuela NADO	VEN-NADO	17	-	-	13	-	-	-	-	-	-	-	-	30	0.0%
Turkish NOC- Anti-Doping Commission	TUR-NADO	27	-	-	-	-	-	-	-	-	-	-	-	27	0.0%
Chilean National Anti-Doping Commission	CHI-NADO	23	-	1	1	-	-	-	-	-	-	-	-	24	4.2%
Kazakhstan National Anti-Doping Centre	KAZ-NADO	-	-	-	24	-	-	-	-	-	-	-	-	24	0.0%
Swedish Sports Confederation	RF	7	-	1	16	-	-	-	-	-	-	-	-	23	4.3%
Czech Anti-Doping Committee	CADC	9	-	-	9	-	-	-	-	-	-	-	-	18	0.0%
Mexican National Commission for Physical Education and Sport	CONADE-MEX	13	-	-	4	-	-	-	-	-	-	-	-	17	0.0%
National Anti-Doping Agency Austria GmbH	NADA Austria	6	-	-	11	-	-	-	-	-	-	-	-	17	0.0%
Hungarian Anti-Doping Agency	HUNADO	-	-	-	16	-	-	-	-	-	1	-	-	17	0.0%
South American Sports Organization	ODESUR	14	-	-	-	-	-	-	-	-	-	-	-	14	0.0%
International University Sport Federation	FISU	14	-	-	-	-	-	-	-	-	-	-	-	14	0.0%
UK Anti-Doping	UKAD	-	-	-	8	-	-	-	-	-	-	-	-	8	0.0%
Cuban National Anti-Doping Agency	CUB-NADO	-	-	-	8	-	-	-	-	-	-	-	-	8	0.0%
Antidoping Switzerland	SUI-NADO	-	-	-	7	-	-	-	-	-	1	-	-	8	0.0%
Central American and Caribbean Sports Organization	ODECABE	8	-	-	-	-	-	-	-	-	-	-	-	8	0.0%
Italian Ministry of Health Department	CVD-CONI	8	-	-	-	-	-	-	-	-	-	-	-	8	0.0%
German Ice Skating Union	GER-SK	8	-	-	-	-	-	-	-	-	-	-	-	8	0.0%
NADO Flanders	NADOF	6	-	-	1	-	-	-	-	-	-	-	-	7	0.0%
Anti-Doping Singapore	ADS	-	-	-	5	-	-	-	-	-	-	-	-	5	0.0%
Romanian National Anti-Doping Agency	ANAD-Romania	4	-	-	1	-	-	-	-	-	-	-	-	5	0.0%
Hong Kong Anti-Doping Committee	HKG-ADC	-	-	-	3	-	-	-	-	-	1	-	-	4	0.0%
South African Institute for Drug-Free Sport	SAIDS	4	-	-	-	-	-	-	-	-	-	-	-	4	0.0%
Guatemala NADO	GUA-OAD	-	-	-	2	-	-	-	-	-	-	-	-	2	0.0%
Drug Free Sport New Zealand	DFSNZ	2	-	-	-	-	-	-	-	-	-	-	-	2	0.0%
Anti-Doping Agency of Serbia	ADAS	2	-	-	-	-	-	-	-	-	-	-	-	2	0.0%
Lithuanian Anti-Doping Agency	LTU-NADO	-	-	-	2	-	-	-	-	-	-	-	-	2	0.0%
Slovak Anti-Doping Agency	SADA	-	-	-	2	-	-	-	-	-	-	-	-	2	0.0%
Anti-Doping department of State Sports Medicine Centre	LAT-NADO	-	-	-	1	-	-	-	-	-	-	-	-	1	0.0%
Luxembourg NADO	ALAD	-	-	-	1	-	-	-	-	-	-	-	-	1	0.0%
Estonian Anti-Doping Agency	EADA	-	-	-	1	-	-	-	-	-	-	-	-	1	0.0%
		2179	2	10	1743	3	1	207	-	-	212	-	-	4341	

Table 54: AIOWF Sport - Skiing

Testing Authority (TA)	ADAMS Code	Urine						Blood						Total Samples	% AAF
		IC			OOB			IC			OOB				
		Samples	ATF	AAF	Samples	ATF	AAF	Samples	ATF	AAF	Samples	ATF	AAF		
International Ski Federation	FIS	375	1	9	392	-	-	1	-	-	229	-	-	997	0.9%
International Olympic Committee	IOC	780	-	15	-	-	-	200	-	-	-	-	-	980	1.5%
Russian National Anti-Doping Organization	RUSADA	322	-	6	439	-	-	5	-	-	-	-	-	766	0.8%
German National Anti-Doping Agency	NADA	29	-	-	248	-	-	-	-	-	61	-	-	338	0.0%
Finnish Anti-Doping Agency	FINADA	90	-	1	164	-	1	-	-	-	20	-	-	274	0.7%
US Anti-Doping Agency	USADA	83	-	1	188	2	-	-	-	-	2	-	-	273	0.4%
Canadian Centre for Ethics in Sport	CCES	62	-	-	182	-	-	-	-	-	13	-	-	257	0.0%
Antidoping Switzerland	SUI-NADO	48	-	-	160	-	-	6	-	-	29	-	-	243	0.0%
Anti-Doping Norway	ADN	77	-	-	148	-	-	-	-	-	7	-	-	232	0.0%
Swedish Sports Confederation	RF	32	-	2	190	3	-	-	-	-	5	-	-	227	0.9%
National Anti-Doping Agency Austria GmbH	NADA Austria	-	-	-	203	-	-	-	-	-	5	-	-	208	0.0%
Japan Anti-Doping Agency	JADA	55	-	-	80	-	-	-	-	-	4	-	-	139	0.0%
World Anti-Doping Agency	WADA-AMA	-	-	-	41	-	-	-	-	-	81	-	-	122	0.0%
French Anti-Doping Agency	AFLD-NADO	29	-	-	62	-	-	-	-	-	10	-	-	101	0.0%
Italian National Olympic Committee	CONI	43	-	-	31	-	-	-	-	-	-	-	-	74	0.0%
Czech Anti-Doping Committee	CADC	43	-	-	19	-	-	-	-	-	2	-	-	64	0.0%
Chinese Anti-Doping Agency	CHINADA	4	-	-	43	-	-	-	-	-	-	-	-	47	0.0%
Poland Commission Against Doping in Sports	PANDA	14	-	-	32	-	-	-	-	-	-	-	-	46	0.0%
Romanian National Anti-Doping Agency	ANAD-Romania	5	1	-	37	-	-	-	-	-	-	-	-	42	0.0%
Kazakhstan National Anti-Doping Centre	KAZ-NADO	-	-	-	39	-	-	-	-	-	-	-	-	39	0.0%
Kazakhstan Ski Association	KAZ-SKI	34	-	1	-	-	-	-	-	-	-	-	-	34	2.9%
Estonian Anti-Doping Agency	EADA	-	-	-	24	-	-	-	-	-	8	-	-	32	0.0%
Korea Anti-Doping Agency	KADA	22	-	-	9	-	-	-	-	-	-	-	-	31	0.0%
Netherlands Anti-Doping Authority	ADAN	6	-	-	23	-	-	-	-	-	-	-	-	29	0.0%
Spain National Anti-Doping Agency	ESP-NADO	18	-	1	2	-	-	-	-	-	-	-	-	20	5.0%
Italian Ministry of Health Department	CVD-CONI	18	-	2	-	-	-	-	-	-	18	-	-	18	11.1%
Bulgarian Anti-doping Center	BUL-NADO	6	-	-	8	-	-	-	-	-	-	-	-	14	0.0%
Hungarian Anti-Doping Agency	HUNADO	-	-	-	14	1	-	-	-	-	-	-	-	14	0.0%
Belarus National Anti-Doping Agency	BNADA	10	-	1	1	-	-	-	-	-	-	-	-	11	9.1%
NADO Flanders	NADOF	6	-	-	5	-	-	-	-	-	-	-	-	11	0.0%
UK Anti-Doping	UKAD	-	-	-	10	-	-	-	-	-	-	-	-	10	0.0%
Andorran National Anti-Doping Commission	AND-NADO	-	-	-	9	-	-	-	-	-	-	-	-	9	0.0%
Eastern Europe RADO	E-EUR-RADO	-	-	-	8	-	-	-	-	-	-	-	-	8	0.0%
Agency for Anti-Doping Control of Bosnia and Herzegovina	BiH-NADO	-	-	-	8	-	-	-	-	-	-	-	-	8	0.0%
Anti-Doping Denmark	ADD	4	-	-	2	-	-	-	-	-	-	-	-	6	0.0%
National Olympic and Sports Association of Iceland	ISL-NADO	-	-	-	5	-	-	-	-	-	-	-	-	5	0.0%
Monaco Anti-Doping Committee	CMA Monaco	-	-	-	5	-	-	-	-	-	-	-	-	5	0.0%
Anti-Doping department of State Sports Medicine Centre	LAT-NADO	-	-	-	4	-	-	-	-	-	-	-	-	4	0.0%
Lithuanian Anti-Doping Agency	LTU-NADO	-	-	-	4	-	-	-	-	-	-	-	-	4	0.0%
Slovak Anti-Doping Agency	SADA	-	-	-	3	-	-	-	-	-	-	-	-	3	0.0%
Bolivian Sports Organization	ODEBO	3	-	-	-	-	-	-	-	-	-	-	-	3	0.0%
Hellenic National Council for Combatting Doping	ESKAN	-	-	-	2	-	-	-	-	-	-	-	-	2	0.0%
Cyprus Anti-Doping Authority	CYADA	-	-	-	2	-	-	-	-	-	-	-	-	2	0.0%
Luxembourg NADO	ALAD	-	-	-	1	-	-	-	-	-	1	-	-	2	0.0%
San Marino Standing Committee on Anti-Doping	SMR-NADO	-	-	-	2	-	-	-	-	-	-	-	-	2	0.0%
Portugal Anti-Doping Agency	ADoP	2	-	-	-	-	-	-	-	-	-	-	-	2	0.0%
Australian Sports Anti-Doping Authority	ASADA	-	-	-	2	-	-	-	-	-	-	-	-	2	0.0%
Irish Sports Council	ISC	-	-	-	1	-	-	-	-	-	-	-	-	1	0.0%
Mexican National Ice Skating and Winter Sports AC	MEX-WSports	-	-	-	1	-	-	-	-	-	-	-	-	1	0.0%
Croatian Institute for Toxicology and Anti-Doping	CITA	-	-	-	1	-	-	-	-	-	-	-	-	1	0.0%
Bermuda Sport Anti-Doping Authority	BSADA	-	-	-	1	-	-	-	-	-	-	-	-	1	0.0%
		2220	2	39	2855	6	1	212	-	-	477	-	-	5764	

Table 55: ARISF Sport - Air Sports

Testing Authority (TA)	ADAMS Code	Urine						Blood						Total Samples	% AAF
		IC			OOC			IC			OOC				
		Samples	ATF	AAF	Samples	ATF	AAF	Samples	ATF	AAF	Samples	ATF	AAF		
Chinese Anti-Doping Agency	CHINADA	-	-	-	26	-	-	-	-	-	-	-	-	26	0%
World Air Sports Federation	FAI	17	-	-	9	-	-	-	-	-	-	-	-	26	0%
Sports Authority of Thailand	THA-NADO	5	-	-	20	-	-	-	-	-	-	-	-	25	0%
Spain National Anti-Doping Agency	ESP-NADO	10	-	-	-	-	-	-	-	-	-	-	-	10	0%
Chilean National Anti-Doping Commission	CHI-NADO	-	-	-	10	-	-	-	-	-	-	-	-	10	0%
German Aero Club	GER-AERO	10	-	-	-	-	-	-	-	-	-	-	-	10	0%
French Anti-Doping Agency	AFLD-NADO	9	-	-	-	-	-	-	-	-	-	-	-	9	0%
Anti-Doping Norway	ADN	8	-	-	-	-	-	-	-	-	-	-	-	8	0%
Olympic Council of Asia	OCA	7	-	-	-	-	-	-	-	-	-	-	-	7	0%
Japan Anti-Doping Agency	JADA	-	-	-	4	-	-	-	-	-	-	-	-	4	0%
Antidoping Switzerland	SUI-NADO	-	-	-	1	-	-	-	-	-	-	-	-	1	0%
		66	-	-	70	-	-	-	-	-	-	-	-	136	

Table 56: ARISF Sport - American Football

Testing Authority (TA)	ADAMS Code	Urine						Blood						Total Samples	% AAF
		IC			OOC			IC			OOC				
		Samples	ATF	AAF	Samples	ATF	AAF	Samples	ATF	AAF	Samples	ATF	AAF		
Swedish Sports Confederation	RF	48	2	-	163	6	3	-	-	-	5	-	-	216	1.4%
Finnish Anti-Doping Agency	FINADA	52	-	3	71	-	-	-	-	-	5	-	-	128	2.3%
Canadian Football League	CAN-CFL	44	-	2	2	-	-	-	-	-	12	-	-	58	3.4%
Anti-Doping Norway	ADN	30	-	1	26	-	1	-	-	-	-	-	-	56	3.6%
Anti-Doping Denmark	ADD	24	-	1	24	-	-	4	-	-	-	-	-	52	1.9%
Mexican National Commission for Physical Education and Sport	CONADE-MEX	-	-	-	46	-	1	-	-	-	-	-	-	46	2.2%
French Anti-Doping Agency	AFLD-NADO	24	-	1	12	-	-	6	-	-	-	-	-	42	2.4%
Japan Anti-Doping Agency	JADA	12	-	-	14	-	-	-	-	-	-	-	-	26	0.0%
Antidoping Switzerland	SUI-NADO	12	-	-	13	-	-	-	-	-	-	-	-	25	0.0%
National Anti-Doping Agency Austria GmbH	NADA Austria	6	-	-	18	-	-	-	-	-	-	-	-	24	0.0%
German National Anti-Doping Agency	NADA	-	-	-	22	-	-	-	-	-	-	-	-	22	0.0%
Turkish NOC- Anti-Doping Commission	TUR-NADO	18	-	1	-	-	-	-	-	-	-	-	-	18	5.6%
Spain National Anti-Doping Agency	ESP-NADO	14	-	2	-	-	-	-	-	-	-	-	-	14	14.3%
International Federation of American Football	IFAF	13	-	-	-	-	-	-	-	-	-	-	-	13	0.0%
European Federation of American Football	EFAF	12	-	-	-	-	-	-	-	-	-	-	-	12	0.0%
Italian Ministry of Health Department	CVD-CONI	12	-	-	-	-	-	-	-	-	-	-	-	12	0.0%
Czech Anti-Doping Committee	CADC	4	-	-	4	-	-	-	-	-	-	-	-	8	0.0%
Hungarian Anti-Doping Agency	HUNADO	8	-	-	-	-	-	-	-	-	-	-	-	8	0.0%
American Football Association of Germany	GER-AF	7	-	-	-	-	-	-	-	-	-	-	-	7	0.0%
Anti-Doping Agency of Serbia	ADAS	6	-	-	-	-	-	-	-	-	-	-	-	6	0.0%
NADO Flanders	NADOF	6	-	-	-	-	-	-	-	-	-	-	-	6	0.0%
Sports Authority of Thailand	THA-NADO	-	-	-	4	-	-	-	-	-	-	-	-	4	0.0%
Canadian Centre for Ethics in Sport	CCES	4	-	-	-	-	-	-	-	-	-	-	-	4	0.0%
Olympic Council of Asia	OCA	4	-	-	-	-	-	-	-	-	-	-	-	4	0.0%
Italian National Olympic Committee	CONI	4	-	1	-	-	-	-	-	-	-	-	-	4	25.0%
Anti-Doping department of State Sports Medicine Centre	LAT-NADO	2	-	-	-	-	-	-	-	-	-	-	-	2	0.0%
		366	2	12	419	6	5	10	-	-	22	-	-	817	

Table 57: ARISF Sport - Automobile

Testing Authority (TA)	ADAMS Code	Urine						Blood						Total Samples	% AAF
		IC Samples	ATF	AAF	OOB Samples	ATF	AAF	IC Samples	ATF	AAF	OOB Samples	ATF	AAF		
International Automobile Federation	FIA	99	-	4	11	-	-	-	-	-	-	-	-	110	3.6%
French Anti-Doping Agency	AFLD-NADO	71	-	2	6	-	-	-	-	-	-	-	-	77	2.6%
Portugal Anti-Doping Agency	ADoP	44	-	1	1	-	-	-	-	-	-	-	-	45	2.2%
French Community of Belgium NADO	BEL-CFWB	45	-	2	-	-	-	-	-	-	-	-	-	45	4.4%
NADO Flanders	NADOF	40	-	5	-	-	-	-	-	-	-	-	-	40	12.5%
Brazilian Automobile Confederation	BRA-CBAU	36	-	1	-	-	-	-	-	-	-	-	-	36	2.8%
German National Anti-Doping Agency	NADA	29	-	2	-	-	-	-	-	-	-	-	-	29	6.9%
Netherlands Anti-Doping Authority	ADAN	19	-	1	9	-	-	-	-	-	-	-	-	28	3.6%
Australian Sports Anti-Doping Authority	ASADA	25	-	-	-	-	-	-	-	-	-	-	-	25	0.0%
Irish Sports Council	ISC	20	-	-	-	-	-	-	-	-	-	-	-	20	0.0%
Czech Anti-Doping Committee	CADC	18	-	-	-	-	-	-	-	-	-	-	-	18	0.0%
Finnish Anti-Doping Agency	FINADA	14	-	1	-	-	-	-	-	-	-	-	-	14	7.1%
British Motor Sport Federation	GBR-MSA	13	-	-	-	-	-	-	-	-	-	-	-	13	0.0%
Spain National Anti-Doping Agency	ESP-NADO	9	-	1	2	-	-	-	-	-	-	-	-	11	9.1%
Swedish Sports Confederation	RF	4	-	-	5	-	-	-	-	-	-	-	-	9	0.0%
South African Institute for Drug-Free Sport	SAIDS	8	-	1	-	-	-	-	-	-	-	-	-	8	12.5%
Anti-Doping Denmark	ADD	8	-	-	-	-	-	-	-	-	-	-	-	8	0.0%
Romanian National Anti-Doping Agency	ANAD-Romania	5	-	-	1	-	-	-	-	-	-	-	-	6	0.0%
Jordan Anti-doping Organization	JADO	5	-	-	-	-	-	-	-	-	-	-	-	5	0.0%
Turkish NOC- Anti-Doping Commission	TUR-NADO	5	-	-	-	-	-	-	-	-	-	-	-	5	0.0%
Antidoping Switzerland	SUI-NADO	4	-	-	-	-	-	-	-	-	-	-	-	4	0.0%
Uruguay Anti-Doping	URU-NADO	4	-	-	-	-	-	-	-	-	-	-	-	4	0.0%
Drug Free Sport New Zealand	DFSNZ	3	-	-	-	-	-	-	-	-	-	-	-	3	0.0%
Anti-Doping department of State Sports Medicine Centre	LAT-NADO	2	-	-	-	-	-	-	-	-	-	-	-	2	0.0%
Japan Anti-Doping Agency	JADA	2	-	-	-	-	-	-	-	-	-	-	-	2	0.0%
Total		532	-	21	35	-	-	-	-	-	-	-	-	567	

Table 58: ARISF Sport - Bandy

Testing Authority (TA)	ADAMS Code	Urine						Blood						Total Samples	% AAF
		IC Samples	ATF	AAF	OOB Samples	ATF	AAF	IC Samples	ATF	AAF	OOB Samples	ATF	AAF		
Swedish Sports Confederation	RF	24	-	1	21	-	-	-	-	-	-	-	-	45	2.2%
International Federation of Bandy	FIB	4	-	-	20	-	-	-	-	-	-	-	-	24	0.0%
Finnish Anti-Doping Agency	FINADA	12	-	-	6	-	-	-	-	-	-	-	-	18	0.0%
Anti-Doping Norway	ADN	10	-	-	-	-	-	-	-	-	-	-	-	10	0.0%
Russian National Anti-Doping Organization	RUSADA	4	-	-	-	-	-	-	-	-	-	-	-	4	0.0%
Total		54	-	1	47	-	-	-	-	-	-	-	-	101	

Table 59: ARISF Sport - Baseball

Testing Authority (TA)	ADAMS Code	Urine						Blood						Total Samples	% AAF
		IC Samples	ATF	AAF	OOB Samples	ATF	AAF	IC Samples	ATF	AAF	OOB Samples	ATF	AAF		
Mexican National Commission for Physical Education and Sport	CONADE-MEX	20	-	-	160	6	7	-	-	-	-	-	-	180	3.9%
Mexican League Baseball	MEX-BASL	39	4	2	113	2	7	-	-	-	-	-	-	152	5.9%
Cuban National Anti-Doping Agency	CUB-NADO	16	-	-	88	-	-	-	-	-	-	-	-	104	0.0%
Nippon Professional Baseball	JPN-NPB	99	-	-	-	-	-	-	-	-	-	-	-	99	0.0%
Korea Anti-Doping Agency	KADA	35	-	-	58	-	-	-	-	-	-	-	-	93	0.0%
Australian Sports Anti-Doping Authority	ASADA	56	-	-	18	-	-	4	-	-	12	-	-	90	0.0%
German National Anti-Doping Agency	NADA	5	-	1	57	-	-	-	-	-	22	-	-	84	1.2%
International Baseball Federation	IBAF	68	1	1	9	-	-	-	-	-	-	-	-	77	1.3%
Venezuelan Professional Baseball League	VEN-ProBB	65	-	4	-	-	-	-	-	-	-	-	-	65	6.2%
Italian National Olympic Committee	CONI	55	-	1	4	-	-	-	-	-	-	-	-	59	1.7%
Japan Anti-Doping Agency	JADA	24	-	-	32	-	-	-	-	-	-	-	-	56	0.0%
Chinese Anti-Doping Agency	CHINADA	7	-	-	30	-	1	-	-	-	-	-	-	37	2.7%
Sports Authority of Thailand	THA-NADO	4	-	-	24	-	-	-	-	-	-	-	-	28	0.0%
Czech Anti-Doping Committee	CADC	13	-	1	10	-	-	-	-	-	-	-	-	23	4.3%
Netherlands Anti-Doping Authority	ADAN	16	-	-	6	-	-	-	-	-	-	-	-	22	0.0%
Swedish Sports Confederation	RF	10	-	-	5	-	-	-	-	-	-	-	-	15	0.0%
Olympic Council of Asia	OCA	15	-	-	-	-	-	-	-	-	-	-	-	15	0.0%
Dominican Sports Medicine Federation	FEDOMEDE	-	-	-	15	-	3	-	-	-	-	-	-	15	20.0%
German Baseball and Softball Association	GER-BB	14	-	-	-	-	-	-	-	-	-	-	-	14	0.0%
National Anti-Doping Agency Austria GmbH	NADA Austria	-	-	-	12	-	-	-	-	-	-	-	-	12	0.0%
International Softball Federation	ISF	12	-	-	-	-	-	-	-	-	-	-	-	12	0.0%
NADO Flanders	NADOF	11	-	1	-	-	-	-	-	-	-	-	-	11	9.1%
Chinese Taipei Anti-Doping Agency	CTADA	-	-	-	10	-	-	-	-	-	-	-	-	10	0.0%
Central American and Caribbean Sports Organization	ODECABE	8	-	1	-	-	-	-	-	-	-	-	-	8	12.5%
Puerto Rico Anti-Doping Organization	PUR-NADO	-	-	-	5	-	1	-	-	-	-	-	-	5	20.0%
Romanian National Anti-Doping Agency	ANAD-Romania	2	-	-	-	-	-	-	-	-	-	-	-	2	0.0%
Guatemala NADO	GUA-OAD	-	-	-	2	-	-	-	-	-	-	-	-	2	0.0%
Hong Kong Anti-Doping Committee	HKG-ADC	-	-	-	2	-	-	-	-	-	-	-	-	2	0.0%
Oceania RADO	O-RADO	2	-	-	-	-	-	-	-	-	-	-	-	2	0.0%
Total		596	5	12	660	8	19	4	-	-	34	-	-	1294	

Table 60: ARISF Sport - Basque Pelota

Testing Authority (TA)	ADAMS Code	Urine						Blood						Total Samples	% AAF
		IC			OOC			IC			OOC				
		Samples	ATF	AAF	Samples	ATF	AAF	Samples	ATF	AAF	Samples	ATF	AAF		
Mexican National Commission for Physical Education and Sport	CONADE-MEX	-	-	-	41	-	3	-	-	-	-	-	-	41	7.3%
Cuban National Anti-Doping Agency	CUB-NADO	-	-	-	34	-	-	-	-	-	-	-	-	34	0.0%
Spain National Anti-Doping Agency	ESP-NADO	19	-	-	-	-	-	-	-	-	-	-	-	19	0.0%
International Federation of Basque Pelota	FIPV	10	-	2	-	-	-	-	-	-	-	-	-	10	20.0%
French Anti-Doping Agency	AFLD-NADO	8	-	-	-	-	-	-	-	-	-	-	-	8	0.0%
Central American and Caribbean Sports Organization	OCECABE	4	-	-	-	-	-	-	-	-	-	-	-	4	0.0%
Venezuela NADO	VEN-NADO	-	-	-	2	-	-	-	-	-	-	-	-	2	0.0%
		41	-	2	77	-	3	-	-	-	-	-	-	118	

Table 61: ARISF Sport - Billiards Sports

Testing Authority (TA)	ADAMS Code	Urine						Blood						Total Samples	% AAF
		IC			OOC			IC			OOC				
		Samples	ATF	AAF	Samples	ATF	AAF	Samples	ATF	AAF	Samples	ATF	AAF		
German Billiard Union	GER-BIL	20	-	-	-	-	-	-	-	-	-	-	-	20	0%
Portugal Anti-Doping Agency	ADoP	17	-	1	-	-	-	-	-	-	-	-	-	17	5.9%
Netherlands Anti-Doping Authority	ADAN	17	-	-	-	-	-	-	-	-	-	-	-	17	0.0%
Spain National Anti-Doping Agency	ESP-NADO	16	-	-	-	-	-	-	-	-	-	-	-	16	0.0%
French Anti-Doping Agency	AFLD-NADO	12	-	1	-	-	-	-	-	-	-	-	-	12	8.3%
Turkish NOC- Anti-Doping Commission	TUR-NADO	12	-	-	-	-	-	-	-	-	-	-	-	12	0.0%
European Pocket Billiard Federation	EPBF	10	-	-	-	-	-	-	-	-	-	-	-	10	0.0%
International Billiards and Snooker Federation	IBSF	10	-	-	-	-	-	-	-	-	-	-	-	10	0.0%
Sports Authority of Thailand	THA-NADO	9	-	-	-	-	-	-	-	-	-	-	-	9	0.0%
Korea Anti-Doping Agency	KADA	8	-	-	-	-	-	-	-	-	-	-	-	8	0.0%
Poland Commission Against Doping in Sports	PANDA	7	-	-	-	-	-	-	-	-	-	-	-	7	0.0%
Hong Kong Anti-Doping Committee	HKG-ADC	1	-	-	5	-	-	-	-	-	-	-	-	6	0.0%
Japan Anti-Doping Agency	JADA	5	-	-	-	-	-	-	-	-	-	-	-	5	0.0%
National Anti-Doping Agency Austria GmbH	NADA Austria	-	-	-	5	-	-	-	-	-	-	-	-	5	0.0%
Romanian National Anti-Doping Agency	ANAD-Romania	4	-	-	-	-	-	-	-	-	-	-	-	4	0.0%
Anti-Doping Norway	ADN	4	-	-	-	-	-	-	-	-	-	-	-	4	0.0%
Antidoping Switzerland	SUI-NADO	4	-	-	-	-	-	-	-	-	-	-	-	4	0.0%
Saudi Arabian Antidoping Committee	KSA-NADO	4	-	-	-	-	-	-	-	-	-	-	-	4	0.0%
National Anti Doping Agency -India	IND-NADO	4	-	-	-	-	-	-	-	-	-	-	-	4	0.0%
European Billiards and Snooker Association	EBSA	2	-	-	-	-	-	-	-	-	-	-	-	2	0.0%
Chinese Anti-Doping Agency	CHINADA	2	-	-	-	-	-	-	-	-	-	-	-	2	0.0%
		168	-	2	10	-	-	-	-	-	-	-	-	178	

Table 62: ARISF Sport - Boules Sports

Testing Authority (TA)	ADAMS Code	Urine						Blood						Total Samples	% AAF
		IC			OOC			IC			OOC				
		Samples	ATF	AAF	Samples	ATF	AAF	Samples	ATF	AAF	Samples	ATF	AAF		
Sports Authority of Thailand	THA-NADO	18	-	-	18	-	-	-	-	-	-	-	-	36	0.0%
Chinese Anti-Doping Agency	CHINADA	-	-	-	30	-	-	-	-	-	-	-	-	30	0.0%
Australian Sports Anti-Doping Authority	ASADA	8	-	1	18	-	-	-	-	-	-	-	-	26	3.8%
French Anti-Doping Agency	AFLD-NADO	22	-	1	-	-	-	-	-	-	-	-	-	22	4.5%
German National Anti-Doping Agency	NADA	12	-	-	-	-	-	-	-	-	-	-	-	12	0.0%
National Anti Doping Agency -India	IND-NADO	-	-	-	12	-	-	-	-	-	-	-	-	12	0.0%
Japan Anti-Doping Agency	JADA	-	-	-	11	-	-	-	-	-	-	-	-	11	0.0%
Korea Anti-Doping Agency	KADA	3	-	-	4	-	-	-	-	-	-	-	-	7	0.0%
New Caledonia NADO	NCL-NADO	6	-	-	-	-	-	-	-	-	-	-	-	6	0.0%
Commonwealth Games Federation	CGF	5	-	-	-	-	-	-	-	-	-	-	-	5	0.0%
Olympic Council of Asia	OCA	4	-	-	-	-	-	-	-	-	-	-	-	4	0.0%
International Federation of Boules Sport	FIB - Boules	3	-	-	-	-	-	-	-	-	-	-	-	3	0.0%
Canadian Centre for Ethics in Sport	CCES	-	-	-	2	-	1	-	-	-	-	-	-	2	50.0%
ASEAN University Sports Council	AUSC	2	-	-	-	-	-	-	-	-	-	-	-	2	0.0%
Oceania RADO	O-RADO	-	-	-	2	-	-	-	-	-	-	-	-	2	0.0%
Thailand University Sport Board	THA-UNI	1	-	-	-	-	-	-	-	-	-	-	-	1	0.0%
		84	-	2	97	-	1	-	-	-	-	-	-	181	

Table 63: ARISF Sport - Bowling

Testing Authority (TA)	ADAMS Code	Urine						Blood						Total Samples	% AAF
		IC Samples	ATF	AAF	OC Samples	ATF	AAF	IC Samples	ATF	AAF	OC Samples	ATF	AAF		
Mexican National Commission for Physical Education and Sport	CONADE-MEX	30	1	1	7	-	-	-	-	-	-	-	-	37	3%
Korea Anti-Doping Agency	KADA	14	-	-	17	-	-	-	-	-	-	-	-	31	0%
Japan Anti-Doping Agency	JADA	16	-	-	12	-	-	-	-	-	-	-	-	28	0.0%
Chinese Anti-Doping Agency	CHINADA	-	-	-	26	-	-	-	-	-	-	-	-	26	0.0%
US Anti-Doping Agency	USADA	-	-	-	25	-	1	-	-	-	-	-	-	25	4.0%
Olympic Council of Asia	OCA	14	-	-	-	-	-	-	-	-	-	-	-	14	0.0%
Romanian National Anti-Doping Agency	ANAD-Romania	7	-	-	4	-	-	-	-	-	-	-	-	11	0.0%
Sports Authority of Thailand	THA-NADO	-	-	-	10	-	-	-	-	-	-	-	-	10	0.0%
German Bowlers and Bowling Federation	GER-BW	9	-	-	-	-	-	-	-	-	-	-	-	9	0.0%
World Bowling	WTBA	4	-	-	4	-	-	-	-	-	-	-	-	8	0.0%
World Ninepin Bowling Association e.V.	WNBA (R)	8	-	-	-	-	-	-	-	-	-	-	-	8	0.0%
Spain National Anti-Doping Agency	ESP-NADO	8	-	1	-	-	-	-	-	-	-	-	-	8	12.5%
Hong Kong Tenpin Bowling Congress Limited	HKG-TP	5	-	-	3	-	-	-	-	-	-	-	-	8	0.0%
Finnish Anti-Doping Agency	FINADA	8	-	-	-	-	-	-	-	-	-	-	-	8	0.0%
Netherlands Anti-Doping Authority	ADAN	6	-	-	-	-	-	-	-	-	-	-	-	6	0.0%
International Federation of Boules Sport	FIB - Boules	5	-	-	-	-	-	-	-	-	-	-	-	5	0.0%
Chinese Taipei Anti-Doping Agency	CTADA	-	-	-	4	-	-	-	-	-	-	-	-	4	0.0%
Anti-Doping Agency of Serbia	ADAS	4	-	-	-	-	-	-	-	-	-	-	-	4	0.0%
Hong Kong Anti-Doping Committee	HKG-ADC	-	-	-	4	-	-	-	-	-	-	-	-	4	0.0%
Czech Anti-Doping Committee	CADC	4	-	-	-	-	-	-	-	-	-	-	-	4	0.0%
Anti-Doping Norway	ADN	4	-	1	-	-	-	-	-	-	-	-	-	4	25.0%
Central American and Caribbean Sports Organization	ODECABE	4	-	-	-	-	-	-	-	-	-	-	-	4	0.0%
Italian National Olympic Committee	CONI	3	-	-	-	-	-	-	-	-	-	-	-	3	0.0%
Asian Paralympic Committee	APC	3	-	-	-	-	-	-	-	-	-	-	-	3	0.0%
South American Sports Organization	ODESUR	2	-	-	-	-	-	-	-	-	-	-	-	2	0.0%
Bahrain Anti-Doping Committee	BRN-NADO	-	-	-	2	-	-	-	-	-	-	-	-	2	0.0%
Qatar Antidoping Commission	QADC	-	-	-	1	-	-	-	-	-	-	-	-	1	0.0%
		158	1	3	119	-	1	-	-	-	-	-	-	277	

Table 64: ARISF Sport - Bridge

Testing Authority (TA)	ADAMS Code	Urine						Blood						Total Samples	% AAF
		IC Samples	ATF	AAF	OC Samples	ATF	AAF	IC Samples	ATF	AAF	OC Samples	ATF	AAF		
World Bridge Federation	WBF	6	-	-	4	-	-	-	-	-	-	-	-	10	0.0%
SportAccord Event Organiser	SA Event Organise	5	-	-	-	-	-	-	-	-	-	-	-	5	0.0%
Portugal Anti-Doping Agency	ADoP	4	-	-	-	-	-	-	-	-	-	-	-	4	0.0%
Italian National Olympic Committee	CONI	4	-	1	-	-	-	-	-	-	-	-	-	4	25.0%
International University Sport Federation	FISU	4	-	-	-	-	-	-	-	-	-	-	-	4	0.0%
Sports Authority of Thailand	THA-NADO	1	-	-	-	-	-	-	-	-	-	-	-	1	0.0%
		24	-	1	4	-	-	-	-	-	-	-	-	28	

Table 65: ARISF Sport - Chess

Testing Authority (TA)	ADAMS Code	Urine						Blood						Total Samples	% AAF
		IC Samples	ATF	AAF	OC Samples	ATF	AAF	IC Samples	ATF	AAF	OC Samples	ATF	AAF		
World Chess Federation	FIDE	14	-	-	1	-	-	-	-	-	-	-	-	15	0.0%
German National Anti-Doping Agency	NADA	12	-	-	-	-	-	-	-	-	-	-	-	12	0.0%
Cuban National Anti-Doping Agency	CUB-NADO	9	-	-	3	-	-	-	-	-	-	-	-	12	0.0%
Portugal Anti-Doping Agency	ADoP	7	-	-	-	-	-	-	-	-	-	-	-	7	0.0%
SportAccord Event Organiser	SA Event Organise	5	-	-	-	-	-	-	-	-	-	-	-	5	0.0%
Turkish NOC- Anti-Doping Commission	TUR-NADO	5	-	-	-	-	-	-	-	-	-	-	-	5	0.0%
Spain National Anti-Doping Agency	ESP-NADO	5	-	-	-	-	-	-	-	-	-	-	-	5	0.0%
Romanian National Anti-Doping Agency	ANAD-Romania	2	-	-	2	-	-	-	-	-	-	-	-	4	0.0%
Czech Anti-Doping Committee	CADC	4	-	-	-	-	-	-	-	-	-	-	-	4	0.0%
Sports Authority of Thailand	THA-NADO	-	-	-	3	-	-	-	-	-	-	-	-	3	0.0%
National Anti-Doping Agency Austria GmbH	NADA Austria	-	-	-	3	-	-	-	-	-	-	-	-	3	0.0%
Mexican National Commission for Physical Education and Sport	CONADE-MEX	-	-	-	1	-	-	-	-	-	-	-	-	1	0.0%
		63	-	-	13	-	-	-	-	-	-	-	-	76	

Table 66: ARISF Sport - Cricket

Testing Authority (TA)	ADAMS Code	Urine						Blood						Total Samples	% AAF
		IC Samples	ATF	AAF	OOB Samples	ATF	AAF	IC Samples	ATF	AAF	OOB Samples	ATF	AAF		
International Cricket Council	ICC	186	1	-	264	-	-	-	-	-	-	-	-	450	0.0%
Board of Control for Cricket in India	IND-BCCI	274	-	-	37	-	-	-	-	-	-	-	-	311	0.0%
UK Anti-Doping	UKAD	59	-	-	67	1	-	-	-	-	-	-	-	126	0.0%
Australian Sports Anti-Doping Authority	ASADA	40	-	-	66	-	-	-	-	-	-	-	-	106	0.0%
Chinese Anti-Doping Agency	CHINADA	-	-	-	63	-	-	-	-	-	-	-	-	63	0.0%
South African Institute for Drug-Free Sport	SAIDS	54	-	1	4	-	-	-	-	-	-	-	-	58	1.7%
West Indies Cricket Board	WICB	33	-	-	14	-	-	-	-	-	-	-	-	47	0.0%
Jamaica Anti-Doping Commission	JADCO	-	-	-	21	-	-	-	-	-	-	-	-	21	0.0%
Sports Authority of Thailand	THA-NADO	4	-	-	14	-	-	-	-	-	-	-	-	18	0.0%
Japan Anti-Doping Agency	JADA	-	-	-	16	-	-	-	-	-	-	-	-	16	0.0%
Sri Lanka Anti Doping Agency	SRI-NADO	15	-	-	-	-	-	-	-	-	-	-	-	15	0.0%
Anti-Doping Organization of Pakistan	ADOPak	14	-	-	-	-	-	-	-	-	-	-	-	14	0.0%
Olympic Council of Asia	OCA	13	-	-	-	-	-	-	-	-	-	-	-	13	0.0%
Zimbabwe National Olympic Committee	ZIM-NOC	10	-	-	-	-	-	-	-	-	-	-	-	10	0.0%
Korea Anti-Doping Agency	KADA	-	-	-	9	-	-	-	-	-	-	-	-	9	0.0%
Netherlands Anti-Doping Authority	ADAN	8	-	-	-	-	-	-	-	-	-	-	-	8	0.0%
Hong Kong Anti-Doping Committee	HKG-ADC	-	-	-	5	-	-	-	-	-	-	-	-	5	0.0%
Caribbean RADO	CAR-RADO	4	-	-	-	-	-	-	-	-	-	-	-	4	0.0%
Irish Sports Council	ISC	-	-	-	2	-	-	-	-	-	-	-	-	2	0.0%
		714	1	1	582	1	-	-	-	-	-	-	-	1296	

Table 67: ARISF Sport - DanceSport

Testing Authority (TA)	ADAMS Code	Urine						Blood						Total Samples	% AAF
		IC Samples	ATF	AAF	OOB Samples	ATF	AAF	IC Samples	ATF	AAF	OOB Samples	ATF	AAF		
World DanceSport Federation	WDSF	57	-	1	10	-	-	-	-	-	-	-	-	67	1.5%
German National Anti-Doping Agency	NADA	-	-	-	57	-	-	-	-	-	-	-	-	57	0.0%
German Dance Sport Association	DTV	32	-	-	-	-	-	-	-	-	-	-	-	32	0.0%
Japan Anti-Doping Agency	JADA	30	-	-	-	-	-	-	-	-	-	-	-	30	0.0%
Italian Ministry of Health Department	CVD-CONI	24	-	-	-	-	-	-	-	-	-	-	-	24	0.0%
French Anti-Doping Agency	AFLD-NADO	22	-	-	-	-	-	-	-	-	-	-	-	22	0.0%
Italian National Olympic Committee	CONI	18	-	-	-	-	-	-	-	-	-	-	-	18	0.0%
US Anti-Doping Agency	USADA	12	-	-	-	-	-	-	-	-	-	-	-	12	0.0%
Romanian National Anti-Doping Agency	ANAD-Romania	12	-	-	-	-	-	-	-	-	-	-	-	12	0.0%
Spain National Anti-Doping Agency	ESP-NADO	10	-	1	-	-	-	-	-	-	-	-	-	10	10.0%
Finnish Anti-Doping Agency	FINADA	9	-	1	-	-	-	-	-	-	-	-	-	9	11.1%
Anti-Doping Denmark	ADD	-	-	-	6	-	-	-	-	-	-	-	-	6	0.0%
World Rock'n'Roll Confederation	WRRCC	6	-	-	-	-	-	-	-	-	-	-	-	6	0.0%
Sports Authority of Thailand	THA-NADO	6	-	1	-	-	-	-	-	-	-	-	-	6	16.7%
Slovak Anti-Doping Agency	SADA	6	-	-	-	-	-	-	-	-	-	-	-	6	0.0%
Russian National Anti-Doping Organization	RUSADA	6	-	-	-	-	-	-	-	-	-	-	-	6	0.0%
Netherlands Anti-Doping Authority	ADAN	6	-	-	-	-	-	-	-	-	-	-	-	6	0.0%
Portugal Anti-Doping Agency	ADoP	4	-	-	-	-	-	-	-	-	-	-	-	4	0.0%
Korea Anti-Doping Agency	KADA	4	-	-	-	-	-	-	-	-	-	-	-	4	0.0%
Anti-Doping Agency of Serbia	ADAS	4	-	-	-	-	-	-	-	-	-	-	-	4	0.0%
Antidoping Switzerland	SUI-NADO	4	-	-	-	-	-	-	-	-	-	-	-	4	0.0%
National Anti-Doping Agency Austria GmbH	NADA Austria	-	-	-	3	-	-	-	-	-	-	-	-	3	0.0%
Swedish Sports Confederation	RF	3	-	-	-	-	-	-	-	-	-	-	-	3	0.0%
Czech Anti-Doping Committee	CADC	3	-	-	-	-	-	-	-	-	-	-	-	3	0.0%
Thailand University Sport Board	THA-UNI	2	-	-	-	-	-	-	-	-	-	-	-	2	0.0%
Hungarian Anti-Doping Agency	HUNADO	1	-	-	-	-	-	-	-	-	-	-	-	1	0.0%
		281	-	4	76	-	-	-	-	-	-	-	-	357	

Table 68: ARISF Sport - Floorball

Testing Authority (TA)	ADAMS Code	Urine						Blood						Total Samples	% AAF
		IC Samples	ATF	AAF	OOB Samples	ATF	AAF	IC Samples	ATF	AAF	OOB Samples	ATF	AAF		
Finnish Anti-Doping Agency	FINADA	64	-	-	61	-	-	-	-	-	-	-	-	125	0.0%
International Floorball Federation	IFF	59	-	-	31	-	-	-	-	-	-	-	-	90	0.0%
Swedish Sports Confederation	RF	12	-	-	55	-	1	-	-	-	-	-	-	67	1.5%
Anti-Doping Norway	ADN	41	-	-	3	-	-	-	-	-	-	-	-	44	0.0%
Czech Anti-Doping Committee	CADC	28	-	-	4	-	-	-	-	-	-	-	-	32	0.0%
Netherlands Anti-Doping Authority	ADAN	9	-	-	6	-	-	-	-	-	-	-	-	15	0.0%
Antidoping Switzerland	SUI-NADO	12	-	-	2	-	-	-	-	-	-	-	-	14	0.0%
Mexican Football Federation	MEX-FO	8	-	-	5	-	-	-	-	-	-	-	-	13	0.0%
International University Sport Federation	FISU	8	-	-	-	-	-	-	-	-	-	-	-	8	0.0%
Anti-Doping Denmark	ADD	-	-	-	5	-	-	-	-	-	-	-	-	5	0.0%
Anti-Doping department of State Sports Medicine Centre	LAT-NADO	5	-	-	-	-	-	-	-	-	-	-	-	5	0.0%
Poland Commission Against Doping in Sports	PANDA	3	-	-	-	-	-	-	-	-	-	-	-	3	0.0%
		249	-	-	172	-	1	-	-	-	-	-	-	421	

Table 69: ARISF Sport - Flying Disc

Testing Authority (TA)	ADAMS Code	Urine						Blood						Total Samples	% AAF
		IC			OOC			IC			OOC				
		Samples	ATF	AAF	Samples	ATF	AAF	Samples	ATF	AAF	Samples	ATF	AAF		
Japan Anti-Doping Agency	JADA	8	-	-	-	-	-	-	-	-	-	-	-	8	0.0%
World Flying Disc Federation	WFDF	3	-	-	3	-	-	-	-	-	-	-	-	6	0.0%
Finnish Anti-Doping Agency	FINADA	5	-	-	-	-	-	-	-	-	-	-	-	5	0.0%
		16			3									19	

Table 70: ARISF Sport - Karate

Testing Authority (TA)	ADAMS Code	Urine						Blood						Total Samples	% AAF
		IC			OOC			IC			OOC				
		Samples	ATF	AAF	Samples	ATF	AAF	Samples	ATF	AAF	Samples	ATF	AAF		
World Karate Federation	WKF	63	-	-	24	-	-	-	-	-	-	-	-	87	0.0%
Romanian National Anti-Doping Agency	ANAD-Romania	41	-	-	16	-	-	-	-	-	-	-	-	57	0.0%
Spain National Anti-Doping Agency	ESP-NADO	45	2	-	12	2	-	-	-	-	-	-	-	57	0.0%
Mexican National Commission for Physical Education and Sport	CONADE-MEX	11	-	-	41	1	1	-	-	-	-	-	-	52	1.9%
French Anti-Doping Agency	AFLD-NADO	42	-	1	7	-	-	-	-	-	-	-	-	49	2.0%
Cuban National Anti-Doping Agency	CUB-NADO	-	-	-	36	-	-	-	-	-	-	-	-	36	0.0%
Turkish NOC- Anti-Doping Commission	TUR-NADO	33	-	-	-	-	-	-	-	-	-	-	-	33	0.0%
Agency for Anti-Doping Control of Bosnia and Herzegovina	BIH-NADO	20	-	-	10	-	-	-	-	-	-	-	-	30	0.0%
Olympic Council of Asia	OCA	29	-	1	-	-	-	-	-	-	-	-	-	29	3.4%
German National Anti-Doping Agency	NADA	-	-	-	28	-	-	-	-	-	-	-	-	28	0.0%
NADO Flanders	NADOF	25	-	-	-	-	-	-	-	-	-	-	-	25	0.0%
Sports Authority of Thailand	THA-NADO	16	-	-	9	-	-	-	-	-	-	-	-	25	0.0%
Japan Anti-Doping Agency	JADA	14	-	-	11	-	-	-	-	-	-	-	-	25	0.0%
US Anti-Doping Agency	USADA	-	-	-	24	-	-	-	-	-	-	-	-	24	0.0%
Anti-Doping Agency of Malaysia	ADAMAS	20	-	-	2	-	-	-	-	-	-	-	-	22	0.0%
Anti-Doping Norway	ADN	14	-	-	8	-	-	-	-	-	-	-	-	22	0.0%
Hong Kong Anti-Doping Committee	HKG-ADC	2	-	-	18	-	-	-	-	-	-	-	-	20	0.0%
Saudi Arabian Antidoping Committee	KSA-NADO	14	-	1	4	-	-	-	-	-	-	-	-	18	5.6%
French Community of Belgium NADO	BEL-CFWB	18	-	-	-	-	-	-	-	-	-	-	-	18	0.0%
Finnish Anti-Doping Agency	FINADA	8	-	-	10	-	-	-	-	-	-	-	-	18	0.0%
Portugal Anti-Doping Agency	ADoP	15	-	-	1	-	-	-	-	-	-	-	-	16	0.0%
German Karate Federation	GER-KAR	16	-	-	-	-	-	-	-	-	-	-	-	16	0.0%
Antidoping Switzerland	SUI-NADO	8	-	-	7	-	-	-	-	-	-	-	-	15	0.0%
Anti-Doping Agency of Serbia	ADAS	10	-	-	5	-	-	-	-	-	-	-	-	15	0.0%
Colombian NADO	COL-NADO	14	-	-	-	-	-	-	-	-	-	-	-	14	0.0%
Netherlands Anti-Doping Authority	ADAN	6	-	-	8	-	-	-	-	-	-	-	-	14	0.0%
Italian National Olympic Committee	CONI	14	-	-	-	-	-	-	-	-	-	-	-	14	0.0%
National Anti-Doping Agency Austria GmbH	NADA Austria	6	-	-	8	-	-	-	-	-	-	-	-	14	0.0%
Korea Anti-Doping Agency	KADA	6	-	-	6	-	-	-	-	-	-	-	-	12	0.0%
Venezuela NADO	VEN-NADO	-	-	-	12	-	-	-	-	-	-	-	-	12	0.0%
Anti-Doping Denmark	ADD	-	-	-	12	-	-	-	-	-	-	-	-	12	0.0%
South American Sports Organization	ODESUR	12	-	-	-	-	-	-	-	-	-	-	-	12	0.0%
Pan American Karate Federation	PKF	10	-	-	-	-	-	-	-	-	-	-	-	10	0.0%
Czech Anti-Doping Committee	CADC	10	-	-	-	-	-	-	-	-	-	-	-	10	0.0%
Chinese Anti-Doping Agency	CHINADA	-	-	-	9	-	-	-	-	-	-	-	-	9	0.0%
Swedish Sports Confederation	RF	6	-	-	3	-	-	-	-	-	-	-	-	9	0.0%
Kuwait Anti-Doping Committee	KUW-NADO	8	-	-	1	-	-	-	-	-	-	-	-	9	0.0%
Italian Ministry of Health Department	CVD-CONI	9	-	-	-	-	-	-	-	-	-	-	-	9	0.0%
Poland Commission Against Doping in Sports	PANDA	-	-	-	8	-	-	-	-	-	-	-	-	8	0.0%
Chinese Taipei Anti-Doping Agency	CTADA	-	-	-	8	-	-	-	-	-	-	-	-	8	0.0%
Central American and Caribbean Sports Organization	OCECABE	8	-	-	-	-	-	-	-	-	-	-	-	8	0.0%
Lithuanian Anti-Doping Agency	LTU-NADO	7	-	-	-	-	-	-	-	-	-	-	-	7	0.0%
Anti-Doping Singapore	ADS	-	-	-	6	-	-	-	-	-	-	-	-	6	0.0%
Jordan Anti-doping Organization	JADO	-	-	-	6	-	-	-	-	-	-	-	-	6	0.0%
Canadian Centre for Ethics in Sport	CCES	5	-	-	-	-	-	-	-	-	-	-	-	5	0.0%
Luxembourg NADO	ALAD	-	-	-	5	-	-	-	-	-	-	-	-	5	0.0%
Dominican Sports Medicine Federation	FEDOMEDE	-	-	-	5	-	-	-	-	-	-	-	-	5	0.0%
National Anti-Doping Agency of Tunisia	ANAD	5	-	-	-	-	-	-	-	-	-	-	-	5	0.0%
Cyprus Anti-Doping Authority	CYADA	4	-	-	-	-	-	-	-	-	-	-	-	4	0.0%
Hungarian Anti-Doping Agency	HUNADO	-	-	-	4	-	-	-	-	-	-	-	-	4	0.0%
Slovak Anti-Doping Agency	SADA	4	-	-	-	-	-	-	-	-	-	-	-	4	0.0%
Central Asia RADO	RADOCA-RADO	-	-	-	4	-	-	-	-	-	-	-	-	4	0.0%
Anti-Doping department of State Sports Medicine Centre	LAT-NADO	-	-	-	3	-	-	-	-	-	-	-	-	3	0.0%
South Asia RADO	S-ASIA-RADO	-	-	-	2	-	-	-	-	-	-	-	-	2	0.0%
Estonian Anti-Doping Agency	EADA	-	-	-	2	-	-	-	-	-	-	-	-	2	0.0%
Guatemala NADO	GUA-OAD	-	-	-	1	-	-	-	-	-	-	-	-	1	0.0%
Russian National Anti-Doping Organization	RUSADA	-	-	-	1	-	-	-	-	-	-	-	-	1	0.0%
South East Asia RADO	SE-ASIA-RADO	-	-	-	1	-	-	-	-	-	-	-	-	1	0.0%
Algerian National Anti-Doping Organization	ALG-NADO	-	-	-	1	-	-	-	-	-	-	-	-	1	0.0%
Andorran National Anti-Doping Commission	AND-NADO	-	-	-	1	-	-	-	-	-	-	-	-	1	0.0%
Bulgarian Anti-doping Center	BUL-NADO	-	-	-	1	-	-	-	-	-	-	-	-	1	0.0%
		598	2	3	391	3	1							989	

Table 71: ARISF Sport - Korfball

Testing Authority (TA)	ADAMS Code	Urine						Blood						Total Samples	% AAF	
		IC Samples	ATF	AAF	OOB Samples	ATF	AAF	IC Samples	ATF	AAF	OOB Samples	ATF	AAF			
International Korfball Federation	IKF	29	-	-	-	-	-	-	-	-	-	-	-	-	29	0.0%
Netherlands Anti-Doping Authority	ADAN	19	-	-	5	-	-	-	-	-	-	-	-	-	24	0.0%
Czech Anti-Doping Committee	CADC	-	-	-	4	-	-	-	-	-	-	-	-	-	4	0.0%
Portugal Anti-Doping Agency	ADoP	4	-	-	-	-	-	-	-	-	-	-	-	-	4	0.0%
		52	-	-	9	-	-	-	-	-	-	-	-	61		

Table 72: ARISF Sport - Life Saving

Testing Authority (TA)	ADAMS Code	Urine						Blood						Total Samples	% AAF	
		IC Samples	ATF	AAF	OOB Samples	ATF	AAF	IC Samples	ATF	AAF	OOB Samples	ATF	AAF			
Australian Sports Anti-Doping Authority	ASADA	67	-	3	13	-	1	4	-	-	8	-	-	92	4.3%	
German National Anti-Doping Agency	NADA	25	-	-	22	-	-	-	-	-	-	-	-	47	0.0%	
International Life Saving Federation	ILSF	18	-	1	5	-	-	-	-	-	-	-	-	23	4.3%	
Italian National Olympic Committee	CONI	15	-	-	-	-	-	-	-	-	-	-	-	15	0.0%	
Spain National Anti-Doping Agency	ESP-NADO	14	-	-	-	-	-	-	-	-	-	-	-	14	0.0%	
Netherlands Anti-Doping Authority	ADAN	7	-	-	2	-	-	-	-	-	-	-	-	9	0.0%	
French Anti-Doping Agency	AFLD-NADO	7	-	-	2	-	-	-	-	-	-	-	-	9	0.0%	
German Lifesaving Federation	GER-LS	8	-	-	-	-	-	-	-	-	-	-	-	8	0.0%	
South African Institute for Drug-Free Sport	SAIDS	4	-	-	-	-	-	-	-	-	-	-	-	4	0.0%	
Drug Free Sport New Zealand	DFSNZ	4	-	-	-	-	-	-	-	-	-	-	-	4	0.0%	
Antidoping Switzerland	SUI-NADO	3	-	-	-	-	-	-	-	-	-	-	-	3	0.0%	
Italian Swimming Federation	ITA-AQ	3	-	-	-	-	-	-	-	-	-	-	-	3	0.0%	
Chinese Taipei Anti-Doping Agency	CTADA	2	-	-	-	-	-	-	-	-	-	-	-	2	0.0%	
		177	-	4	44	-	1	4	-	-	8	-	-	233		

Table 73: ARISF Sport -Motorcycling

Testing Authority (TA)	ADAMS Code	Urine						Blood						Total Samples	% AAF	
		IC Samples	ATF	AAF	OOB Samples	ATF	AAF	IC Samples	ATF	AAF	OOB Samples	ATF	AAF			
International Motorcycling Federation	FIM	91	-	3	23	-	-	-	-	-	-	-	-	114	2.6%	
French Anti-Doping Agency	AFLD-NADO	47	-	3	-	-	-	-	-	-	-	-	-	47	6.4%	
German National Anti-Doping Agency	NADA	22	-	1	-	-	-	2	-	-	-	-	-	24	4.2%	
US Anti-Doping Agency	USADA	13	-	1	-	-	-	10	-	-	-	-	-	23	4.3%	
Finnish Anti-Doping Agency	FINADA	23	-	-	-	-	-	-	-	-	-	-	-	23	0.0%	
Irish Sports Council	ISC	21	-	1	-	-	-	-	-	-	-	-	-	21	4.8%	
Portugal Anti-Doping Agency	ADoP	16	-	1	4	-	-	-	-	-	-	-	-	20	5.0%	
Swedish Sports Confederation	RF	19	-	-	-	-	-	-	-	-	-	-	-	19	0.0%	
Poland Commission Against Doping in Sports	PANDA	18	-	1	-	-	-	-	-	-	-	-	-	18	5.6%	
Spain National Anti-Doping Agency	ESP-NADO	18	-	-	-	-	-	-	-	-	-	-	-	18	0.0%	
Anti-Doping Norway	ADN	12	-	-	2	-	-	-	-	-	-	-	-	14	0.0%	
Japan Anti-Doping Agency	JADA	12	-	-	-	-	-	-	-	-	-	-	-	12	0.0%	
Turkish NOC- Anti-Doping Commission	TUR-NADO	9	-	1	-	-	-	-	-	-	-	-	-	9	11.1%	
Netherlands Anti-Doping Authority	ADAN	9	-	-	-	-	-	-	-	-	-	-	-	9	0.0%	
Anti-Doping Denmark	ADD	8	-	-	-	-	-	-	-	-	-	-	-	8	0.0%	
South African Institute for Drug-Free Sport	SAIDS	7	-	-	-	-	-	-	-	-	-	-	-	7	0.0%	
Italian National Olympic Committee	CONI	7	-	-	-	-	-	-	-	-	-	-	-	7	0.0%	
Romanian National Anti-Doping Agency	ANAD-Romania	6	-	-	-	-	-	-	-	-	-	-	-	6	0.0%	
Guatemala NADO	GUA-OAD	6	-	2	-	-	-	-	-	-	-	-	-	6	33.3%	
Antidoping Switzerland	SUI-NADO	4	-	-	-	-	-	-	-	-	-	-	-	4	0.0%	
Anti-Doping department of State Sports Medicine Centre	LAT-NADO	2	-	-	-	-	-	-	-	-	-	-	-	2	0.0%	
		370	-	14	29	-	-	12	-	-	-	-	-	411		

Table 74: ARISF Sport - Climbing and Mountaineering

Testing Authority (TA)	ADAMS Code	Urine						Blood						Total Samples	% AAF
		IC			OOC			IC			OOC				
		Samples	ATF	AAF	Samples	ATF	AAF	Samples	ATF	AAF	Samples	ATF	AAF		
Italian Ministry of Health Department	CVD-CONI	43	-	-	-	-	-	-	-	-	-	-	-	43	0%
Spain National Anti-Doping Agency	ESP-NADO	23	2	1	5	-	-	-	-	-	-	-	-	28	4%
Japan Anti-Doping Agency	JADA	19	-	-	4	-	-	-	-	-	-	-	-	23	0%
International Climbing and Mountaineering Federation	UIAA	16	-	-	4	-	-	-	-	-	-	-	-	20	0.0%
Catalan Mountaineering and Climbing Federation	ESP-FEEC	18	-	-	-	-	-	-	-	-	-	-	-	18	0.0%
Antidoping Switzerland	SUI-NADO	14	-	-	-	-	-	-	-	-	1	-	-	15	0.0%
Italian National Olympic Committee	CONI	12	-	-	-	-	-	-	-	-	-	-	-	12	0.0%
Anti-Doping Norway	ADN	10	-	-	-	-	-	-	-	-	-	-	-	10	0.0%
Romanian National Anti-Doping Agency	ANAD-Romania	4	-	-	5	-	-	-	-	-	-	-	-	9	0.0%
Sports Authority of Thailand	THA-NADO	-	-	-	9	-	-	-	-	-	-	-	-	9	0.0%
Mexican National Commission for Physical Education and Sport	CONADE-MEX	8	-	-	-	-	-	-	-	-	-	-	-	8	0.0%
National Anti-Doping Agency Austria GmbH	NADA Austria	-	-	-	7	-	-	-	-	-	-	-	-	7	0.0%
Netherlands Anti-Doping Authority	ADAN	6	-	-	-	-	-	-	-	-	-	-	-	6	0.0%
Portugal Anti-Doping Agency	ADoP	6	-	-	-	-	-	-	-	-	-	-	-	6	0.0%
Basque Government	ESP-Vasco	6	-	-	-	-	-	-	-	-	-	-	-	6	0.0%
German National Anti-Doping Agency	NADA	-	-	-	4	-	-	-	-	-	-	-	-	4	0.0%
French Anti-Doping Agency	AFLD-NADO	-	-	-	4	-	-	-	-	-	-	-	-	4	0.0%
Chinese Anti-Doping Agency	CHINADA	4	-	-	-	-	-	-	-	-	-	-	-	4	0.0%
Russian National Anti-Doping Organization	RUSADA	4	-	-	-	-	-	-	-	-	-	-	-	4	0.0%
Poland Commission Against Doping in Sports	PANDA	-	-	-	3	-	-	-	-	-	-	-	-	3	0.0%
Korea Anti-Doping Agency	KADA	3	-	-	-	-	-	-	-	-	-	-	-	3	0.0%
		196	2	1	45	-	-	-	-	-	1	-	-	242	

Table 75: ARISF Sport - Netball

Testing Authority (TA)	ADAMS Code	Urine						Blood						Total Samples	% AAF
		IC			OOC			IC			OOC				
		Samples	ATF	AAF	Samples	ATF	AAF	Samples	ATF	AAF	Samples	ATF	AAF		
Australian Sports Anti-Doping Authority	ASADA	79	-	-	56	-	-	-	-	-	-	-	-	135	0%
UK Anti-Doping	UKAD	10	-	-	20	-	-	-	-	-	-	-	-	30	0%
Jamaica Anti-Doping Commission	JADCO	-	-	-	29	-	-	-	-	-	-	-	-	29	0%
Drug Free Sport New Zealand	DFSNZ	16	-	-	-	-	-	-	-	-	-	-	-	16	0%
Sports Authority of Thailand	THA-NADO	12	-	-	-	-	-	-	-	-	-	-	-	12	0%
International Netball Federation	INF	-	-	-	12	-	-	-	-	-	-	-	-	12	0%
Africa Zone VI RADO	AFR-RADO-VI	10	-	-	-	-	-	-	-	-	-	-	-	10	0%
Commonwealth Games Federation	CGF	9	-	-	-	-	-	-	-	-	-	-	-	9	0%
Caribbean RADO	CAR-RADO	-	-	-	8	-	-	-	-	-	-	-	-	8	0%
South African Institute for Drug-Free Sport	SAIDS	-	-	-	7	-	-	-	-	-	-	-	-	7	0%
Oceania RADO	O-RADO	2	-	-	1	-	-	-	-	-	-	-	-	3	0%
		138	-	-	133	-	-	-	-	-	-	-	-	271	

Table 76: ARISF Sport - Orienteering

Testing Authority (TA)	ADAMS Code	Urine						Blood						Total Samples	% AAF
		IC			OOC			IC			OOC				
		Samples	ATF	AAF	Samples	ATF	AAF	Samples	ATF	AAF	Samples	ATF	AAF		
International Orienteering Federation	IOF	69	1	1	16	-	-	-	-	-	-	-	-	85	1%
Finnish Anti-Doping Agency	FINADA	34	-	-	28	-	-	-	-	-	-	-	-	62	0%
Antidoping Switzerland	SUI-NADO	6	-	-	25	-	-	-	-	-	3	-	-	34	0%
National Anti-Doping Agency Austria GmbH	NADA Austria	20	-	-	10	-	-	-	-	-	-	-	-	30	0%
Anti-Doping Norway	ADN	6	-	-	20	-	-	-	-	-	-	-	-	26	0%
Anti-Doping Denmark	ADD	6	-	-	17	-	-	-	-	-	-	-	-	23	0%
Czech Anti-Doping Committee	CADC	14	-	-	4	-	-	-	-	-	-	-	-	18	0%
Spain National Anti-Doping Agency	ESP-NADO	18	-	-	-	-	-	-	-	-	-	-	-	18	0%
Swedish Sports Confederation	RF	12	-	-	5	-	-	-	-	-	-	-	-	17	0%
Japan Anti-Doping Agency	JADA	13	-	-	-	-	-	-	-	-	-	-	-	13	0%
Romanian National Anti-Doping Agency	ANAD-Romania	7	-	-	-	-	-	-	-	-	-	-	-	7	0%
Portugal Anti-Doping Agency	ADoP	5	-	-	-	-	-	-	-	-	-	-	-	5	0%
Drug Free Sport New Zealand	DFSNZ	4	-	-	-	-	-	-	-	-	-	-	-	4	0%
		214	1	1	125	-	-	-	-	-	3	-	-	342	

Table 77: ARISF Sport - Polo

Testing Authority (TA)	ADAMS Code	Urine						Blood						Total Samples	% AAF	
		IC			OOC			IC			OOC					
		Samples	ATF	AAF	Samples	ATF	AAF	Samples	ATF	AAF	Samples	ATF	AAF			
International Polo Federation	FIP	-	-	-	14	-	-	-	-	-	-	-	-	-	14	0%
Spain National Anti-Doping Agency	ESP-NADO	4	-	-	-	-	-	-	-	-	-	-	-	-	4	0%
		4	-	-	14	-	-	-	-	-	-	-	-	18		

Table 78: ARISF Sport - Powerboating

Testing Authority (TA)	ADAMS Code	Urine						Blood						Total Samples	% AAF	
		IC			OOC			IC			OOC					
		Samples	ATF	AAF	Samples	ATF	AAF	Samples	ATF	AAF	Samples	ATF	AAF			
Korea Motorboat Racing Association	KOR-MOTB	115	-	-	-	-	-	-	-	-	-	-	-	-	115	0%
International Powerboating Union	UIM	34	-	2	6	-	-	-	-	-	-	-	-	40	5%	
Chinese Anti-Doping Agency	CHINADA	-	-	-	22	-	-	-	-	-	-	-	-	22	0%	
Spain National Anti-Doping Agency	ESP-NADO	14	1	1	-	-	-	-	-	-	-	-	-	14	7%	
Italian National Olympic Committee	CONI	8	-	-	-	-	-	-	-	-	-	-	-	8	0%	
Turkish NOC- Anti-Doping Commission	TUR-NADO	5	-	-	-	-	-	-	-	-	-	-	-	5	0%	
		176	1	3	28	-	-	-	-	-	-	-	-	204		

Table 79: ARISF Sport - Racquetball

Testing Authority (TA)	ADAMS Code	Urine						Blood						Total Samples	% AAF
		IC			OOC			IC			OOC				
		Samples	ATF	AAF	Samples	ATF	AAF	Samples	ATF	AAF	Samples	ATF	AAF		
US Anti-Doping Agency	USADA	4	-	-	16	-	-	-	-	-	-	-	-	20	0%
Central American and Caribbean Sports Organization	OCECABE	8	-	1	-	-	-	-	-	-	-	-	-	8	13%
Colombian NADO	COL-NADO	8	-	1	-	-	-	-	-	-	-	-	-	8	13%
International Racquetball Federation	IRF	4	-	-	-	-	-	-	-	-	-	-	-	4	0%
Canadian Centre for Ethics in Sport	CCES	2	-	-	-	-	-	-	-	-	-	-	-	2	0%
Mexican National Commission for Physical Education and Sport	CONADE-MEX	1	-	-	-	-	-	-	-	-	-	-	-	1	0%
		27	-	2	16	-	-	-	-	-	-	-	-	43	

Table 80: ARISF Sport - Roller Sports

Testing Authority (TA)	ADAMS Code	Urine						Blood						Total Samples	% AAF
		IC			OOC			IC			OOC				
		Samples	ATF	AAF	Samples	ATF	AAF	Samples	ATF	AAF	Samples	ATF	AAF		
Colombian NADO	COL-NADO	143	-	2	21	-	-	-	-	-	5	-	-	169	1%
Portugal Anti-Doping Agency	ADoP	61	-	2	54	-	-	-	-	-	-	-	-	115	2%
International Roller Sports Federation	FIRS	60	-	1	33	-	1	-	-	-	-	-	-	93	2%
Italian National Olympic Committee	CONI	52	-	-	2	-	1	-	-	-	2	-	-	56	2%
Spain National Anti-Doping Agency	ESP-NADO	48	2	2	-	-	-	-	-	-	-	-	-	48	4%
German Roller Sport and Inline Association	GER-RS	47	-	-	-	-	-	-	-	-	-	-	-	47	0%
German National Anti-Doping Agency	NADA	-	-	-	38	-	-	-	-	-	-	-	-	38	0%
French Anti-Doping Agency	AFLD-NADO	22	-	-	4	-	-	-	-	-	-	-	-	26	0%
US Anti-Doping Agency	USADA	17	-	-	8	-	-	-	-	-	-	-	-	25	0%
NADO Flanders	NADOF	18	-	-	-	-	-	-	-	-	-	-	-	18	0%
National Anti-Doping Agency Austria GmbH	NADA Austria	6	-	-	8	-	-	-	-	-	-	-	-	14	0%
Netherlands Anti-Doping Authority	ADAN	14	1	1	-	-	-	-	-	-	-	-	-	14	7%
Antidoping Switzerland	SUI-NADO	14	-	1	-	-	-	-	-	-	-	-	-	14	7%
Korea Anti-Doping Agency	KADA	10	-	-	2	-	-	-	-	-	-	-	-	12	0%
Czech Anti-Doping Committee	CADC	9	-	-	-	-	-	-	-	-	-	-	-	9	0%
European Rink Hockey Committee	CERH	8	-	1	-	-	-	-	-	-	-	-	-	8	13%
Chinese Taipei Anti-Doping Agency	CTADA	6	-	-	-	-	-	-	-	-	-	-	-	6	0%
Cuban National Anti-Doping Agency	CUB-NADO	-	-	-	6	-	-	-	-	-	-	-	-	6	0%
European Confederation of Roller Skating	EUR-ROLL	4	-	-	-	-	-	-	-	-	-	-	-	4	0%
Anti-Doping Denmark	ADD	4	-	-	-	-	-	-	-	-	-	-	-	4	0%
Italian Ministry of Health Department	CVD-CONI	4	-	1	-	-	-	-	-	-	-	-	-	4	25%
Swedish Sports Confederation	RF	-	-	-	2	-	-	-	-	-	-	-	-	2	0%
Chinese Anti-Doping Agency	CHINADA	-	-	-	2	-	-	-	-	-	-	-	-	2	0%
Venezuela NADO	VEN-NADO	1	-	1	-	-	-	-	-	-	-	-	-	1	100%
Japan Anti-Doping Agency	JADA	-	-	-	1	-	-	-	-	-	-	-	-	1	0%
		548	3	12	181	-	2	-	-	-	7	-	-	736	

Table 81: ARISF Sport - Ski-Mountaineering

Testing Authority (TA)	ADAMS Code	Urine						Blood						Total Samples	% AAF
		IC			OOC			IC			OOC				
		Samples	ATF	AAF	Samples	ATF	AAF	Samples	ATF	AAF	Samples	ATF	AAF		
International Ski Mountaineering Federation	ISMF	6	-	-	21	-	-	-	-	-	-	-	-	27	0%
Antidoping Switzerland	SUI-NADO	-	-	-	20	-	-	-	-	-	2	-	-	22	0%
German National Anti-Doping Agency	NADA	5	-	-	6	-	-	-	-	-	2	-	-	13	0%
Spain National Anti-Doping Agency	ESP-NADO	13	1	1	-	-	-	-	-	-	-	-	-	13	8%
Andorran National Anti-Doping Commission	AND-NADO	-	-	-	2	-	-	-	-	-	-	-	-	2	0%
French Anti-Doping Agency	AFLD-NADO	-	-	-	1	-	-	-	-	-	-	-	-	1	0%
		24	1	1	50	-	-	-	-	-	4	-	-	78	

Table 82: ARISF Sport - Softball

Testing Authority (TA)	ADAMS Code	Urine						Blood						Total Samples	% AAF
		IC			OOC			IC			OOC				
		Samples	ATF	AAF	Samples	ATF	AAF	Samples	ATF	AAF	Samples	ATF	AAF		
Japan Anti-Doping Agency	JADA	44	-	-	24	-	-	-	-	-	-	-	-	68	0%
Korea Anti-Doping Agency	KADA	5	-	-	31	-	-	-	-	-	-	-	-	36	0%
Sports Authority of Thailand	THA-NADO	12	-	-	20	-	-	-	-	-	-	-	-	32	0%
Chinese Anti-Doping Agency	CHINADA	8	-	-	15	-	-	-	-	-	-	-	-	23	0%
International Softball Federation	ISF	23	-	-	-	-	-	-	-	-	-	-	-	23	0%
Cuban National Anti-Doping Agency	CUB-NADO	-	-	-	17	-	-	-	-	-	-	-	-	17	0%
Mexican National Commission for Physical Education and Sport	CONADE-MEX	16	-	2	-	-	-	-	-	-	-	-	-	16	13%
US Anti-Doping Agency	USADA	-	-	-	16	1	-	-	-	-	-	-	-	16	0%
Chinese Taipei Anti-Doping Agency	CTADA	-	-	-	14	-	-	-	-	-	-	-	-	14	0%
Olympic Council of Asia	OCA	13	-	-	-	-	-	-	-	-	-	-	-	13	0%
Italian National Olympic Committee	CONI	12	-	-	-	-	-	-	-	-	-	-	-	12	0%
Italian Ministry of Health Department	CVD-CONI	12	-	-	-	-	-	-	-	-	-	-	-	12	0%
Czech Anti-Doping Committee	CADC	8	-	-	-	-	-	-	-	-	-	-	-	8	0%
Central American and Caribbean Sports Organization	ODECABE	6	-	-	-	-	-	-	-	-	-	-	-	6	0%
Drug Free Sport New Zealand	DFSNZ	6	-	-	-	-	-	-	-	-	-	-	-	6	0%
Spain National Anti-Doping Agency	ESP-NADO	6	-	-	-	-	-	-	-	-	-	-	-	6	0%
Netherlands Anti-Doping Authority	ADAN	4	-	-	-	-	-	-	-	-	-	-	-	4	0%
German Baseball and Softball Association	GER-BB	4	-	-	-	-	-	-	-	-	-	-	-	4	0%
Puerto Rico Anti-Doping Organization	PUR-NADO	-	-	-	4	-	-	-	-	-	-	-	-	4	0%
Dominican Sports Medicine Federation	FEDOMEDE	-	-	-	4	-	-	-	-	-	-	-	-	4	0%
Venezuela NADO	VEN-NADO	-	-	-	1	-	1	-	-	-	-	-	-	1	100%
Palau National Olympic Committee	PLW-NOC	-	-	-	1	-	-	-	-	-	-	-	-	1	0%
Guatemala NADO	GUA-OAD	-	-	-	1	-	-	-	-	-	-	-	-	1	0%
Romanian National Anti-Doping Agency	ANAD-Romania	-	-	-	1	-	-	-	-	-	-	-	-	1	0%
		179	-	2	149	1	1	-	-	-	-	-	-	328	

Table 83: ARISF Sport - Sport Climbing

Testing Authority (TA)	ADAMS Code	Urine						Blood						Total Samples	% AAF
		IC			OOC			IC			OOC				
		Samples	ATF	AAF	Samples	ATF	AAF	Samples	ATF	AAF	Samples	ATF	AAF		
International Federation of Sport Climbing	IFSC	84	1	-	5	-	-	-	-	-	-	-	-	89	0%
Chinese Anti-Doping Agency	CHINADA	18	-	-	14	-	-	-	-	-	-	-	-	32	0%
German National Anti-Doping Agency	NADA	19	-	-	11	-	-	-	-	-	-	-	-	30	0%
French Anti-Doping Agency	AFLD-NADO	24	-	-	1	-	-	-	-	-	-	-	-	25	0%
National Anti-Doping Agency Austria GmbH	NADA Austria	9	-	-	6	-	-	-	-	-	-	-	-	15	0%
Olympic Council of Asia	OCA	8	-	-	-	-	-	-	-	-	-	-	-	8	0%
Spain National Anti-Doping Agency	ESP-NADO	6	-	-	-	-	-	-	-	-	-	-	-	6	0%
Anti-Doping Denmark	ADD	3	-	-	-	-	-	-	-	-	-	-	-	3	0%
Andorran National Anti-Doping Commission	AND-NADO	-	-	-	1	-	-	-	-	-	-	-	-	1	0%
		171	1	-	38	-	-	-	-	-	-	-	-	209	

Table 84: ARISF Sport - Squash

Testing Authority (TA)	ADAMS Code	Urine						Blood						Total Samples	% AAF
		IC			OOC			IC			OOC				
		Samples	ATF	AAF	Samples	ATF	AAF	Samples	ATF	AAF	Samples	ATF	AAF		
UK Anti-Doping	UKAD	7	-	-	39	-	-	-	-	-	-	-	-	46	0%
World Squash Federation	WSF	8	-	-	30	-	-	-	-	-	-	-	-	38	0.0%
Chinese Anti-Doping Agency	CHINADA	-	-	-	26	-	-	-	-	-	-	-	-	26	0.0%
National Anti Doping Agency -India	IND-NADO	9	-	-	14	-	-	-	-	-	-	-	-	23	0.0%
Commonwealth Games Federation	CGF	15	-	-	-	-	-	-	-	-	-	-	-	15	0.0%
Japan Anti-Doping Agency	JADA	7	-	-	8	-	-	-	-	-	-	-	-	15	0.0%
Hong Kong Anti-Doping Committee	HKG-ADC	-	-	-	15	-	-	-	-	-	-	-	-	15	0.0%
French Anti-Doping Agency	AFLD-NADO	10	-	-	3	-	-	-	-	-	-	-	-	13	0.0%
Olympic Council of Asia	OCA	12	-	-	-	-	-	-	-	-	-	-	-	12	0.0%
French Community of Belgium NADO	BEL-CFWB	12	-	-	-	-	-	-	-	-	-	-	-	12	0.0%
Finnish Anti-Doping Agency	FINADA	4	-	-	8	-	-	-	-	-	-	-	-	12	0.0%
Netherlands Anti-Doping Authority	ADAN	9	-	-	3	-	-	-	-	-	-	-	-	12	0.0%
Italian National Olympic Committee	CONI	11	-	-	-	-	-	-	-	-	-	-	-	11	0.0%
Venezuela NADO	VEN-NADO	8	-	-	2	-	-	-	-	-	-	-	-	10	0.0%
Korea Anti-Doping Agency	KADA	4	-	-	6	-	-	-	-	-	-	-	-	10	0.0%
Central American and Caribbean Sports Organization	ODECABE	9	-	-	-	-	-	-	-	-	-	-	-	9	0.0%
US Anti-Doping Agency	USADA	-	-	-	8	-	-	-	-	-	-	-	-	8	0.0%
Spain National Anti-Doping Agency	ESP-NADO	8	-	-	-	-	-	-	-	-	-	-	-	8	0.0%
German Squash Federation	GER-SQ	8	-	-	-	-	-	-	-	-	-	-	-	8	0.0%
National Anti-Doping Agency Austria GmbH	NADA Austria	6	-	-	2	-	-	-	-	-	-	-	-	8	0.0%
Saudi Arabian Antidoping Committee	KSA-NADO	8	-	-	-	-	-	-	-	-	-	-	-	8	0.0%
Australian Sports Anti-Doping Authority	ASADA	8	-	-	-	-	-	-	-	-	-	-	-	8	0.0%
Czech Anti-Doping Committee	CADC	6	-	-	-	-	-	-	-	-	-	-	-	6	0.0%
German National Anti-Doping Agency	NADA	-	-	-	6	-	-	-	-	-	-	-	-	6	0.0%
NADO Flanders	NADOF	6	-	-	-	-	-	-	-	-	-	-	-	6	0.0%
Namibia National Olympic Committee	NAM-NOC	6	-	-	-	-	-	-	-	-	-	-	-	6	0.0%
Drug Free Sport New Zealand	DFSNZ	3	-	-	2	-	-	-	-	-	-	-	-	5	0.0%
Anti-Doping Denmark	ADD	-	-	-	4	-	-	-	-	-	-	-	-	4	0.0%
Italian Ministry of Health Department	CVD-CONI	4	-	-	-	-	-	-	-	-	-	-	-	4	0.0%
Colombian NADO	COL-NADO	4	-	-	-	-	-	-	-	-	-	-	-	4	0.0%
Irish Sports Council	ISC	2	-	-	2	-	-	-	-	-	-	-	-	4	0.0%
Canadian Centre for Ethics in Sport	CCES	2	-	-	1	-	-	-	-	-	-	-	-	3	0.0%
Caribbean RADO	CAR-RADO	-	-	-	3	-	-	-	-	-	-	-	-	3	0.0%
Kuwait Anti-Doping Committee	KUW-NADO	3	-	1	-	-	-	-	-	-	-	-	-	3	33.3%
Jordan Anti-doping Organization	JADO	-	-	-	3	-	-	-	-	-	-	-	-	3	0.0%
Hong Kong Squash	HKG-SQU	2	-	-	-	-	-	-	-	-	-	-	-	2	0.0%
Oceania RADO	O-RADO	-	-	-	2	-	-	-	-	-	-	-	-	2	0.0%
Hungarian Anti-Doping Agency	HUNADO	-	-	-	1	-	-	-	-	-	-	-	-	1	0.0%
Bermuda Sport Anti- Doping Authority	BSADA	-	-	-	1	-	-	-	-	-	-	-	-	1	0.0%
Guatemala NADO	GUA-OAD	-	-	-	1	-	-	-	-	-	-	-	-	1	0.0%
		201	-	1	190	-	-	-	-	-	-	-	-	391	

Table 85: ARISF Sport - Sumo

Testing Authority (TA)	ADAMS Code	Urine						Blood						Total Samples	% AAF
		IC			OOC			IC			OOC				
		Samples	ATF	AAF	Samples	ATF	AAF	Samples	ATF	AAF	Samples	ATF	AAF		
Japan Anti-Doping Agency	JADA	78	-	1	-	-	-	-	-	-	-	-	-	78	1%
International Sumo Federation	IFS-Sumo	40	-	-	10	-	1	-	-	-	-	-	-	50	2%
Hungarian Anti-Doping Agency	HUNADO	7	-	1	-	-	-	-	-	-	-	-	-	7	14%
Poland Commission Against Doping in Sports	PANDA	6	-	-	-	-	-	-	-	-	-	-	-	6	0%
		131	-	2	10	-	1	-	-	-	-	-	-	141	

Table 86: ARISF Sport - Surfing

Testing Authority (TA)	ADAMS Code	Urine						Blood						Total Samples	% AAF	
		IC			OOC			IC			OOC					
		Samples	ATF	AAF	Samples	ATF	AAF	Samples	ATF	AAF	Samples	ATF	AAF			
International Surfing Association	ISA	36	-	2	4	-	-	-	-	-	-	-	-	-	40	5%
Portugal Anti-Doping Agency	ADoP	13	-	-	2	-	-	-	-	-	-	-	-	-	15	0%
Ecuador NADO	ECU-NADO	14	-	-	-	-	-	-	-	-	-	-	-	-	14	0%
Sports Authority of Thailand	THA-NADO	-	-	-	9	-	-	-	-	-	-	-	-	-	9	0%
Guatemala NADO	GUA-OAD	8	-	-	-	-	-	-	-	-	-	-	-	-	8	0%
South American Sports Organization	ODESUR	5	-	-	-	-	-	-	-	-	-	-	-	-	5	0%
Irish Sports Council	ISC	5	-	-	-	-	-	-	-	-	-	-	-	-	5	0%
French Anti-Doping Agency	AFLD-NADO	4	-	-	-	-	-	-	-	-	-	-	-	-	4	0%
European Surfing Federation	ESF	4	-	-	-	-	-	-	-	-	-	-	-	-	4	0%
Bolivian Sports Organization	ODEBO	4	-	-	-	-	-	-	-	-	-	-	-	-	4	0%
		93	-	2	15	-	-	-	-	-	-	-	-	-	108	

Table 87: ARISF Sport - Tug of War

Testing Authority (TA)	ADAMS Code	Urine						Blood						Total Samples	% AAF	
		IC			OOC			IC			OOC					
		Samples	ATF	AAF	Samples	ATF	AAF	Samples	ATF	AAF	Samples	ATF	AAF			
Chinese Anti-Doping Agency	CHINADA	-	-	-	37	-	-	-	-	-	-	-	-	-	37	0%
Tug of War International Federation	TWIF	10	-	-	10	-	-	-	-	-	-	-	-	-	20	0%
German National Anti-Doping Agency	NADA	9	-	-	10	-	-	-	-	-	-	-	-	-	19	0%
Irish Sports Council	ISC	9	-	-	-	-	-	-	-	-	-	-	-	-	9	0%
Antidoping Switzerland	SUI-NADO	8	-	-	-	-	-	-	-	-	-	-	-	-	8	0%
Japan Anti-Doping Agency	JADA	6	-	-	-	-	-	-	-	-	-	-	-	-	6	0%
Swedish Sports Confederation	RF	4	-	-	-	-	-	-	-	-	-	-	-	-	4	0%
Italian National Olympic Committee	CONI	4	-	1	-	-	-	-	-	-	-	-	-	-	4	25%
		50	-	1	57	-	-	-	-	-	-	-	-	-	107	

Table 88: ARISF Sport - Underwater Sports

Testing Authority (TA)	ADAMS Code	Urine						Blood						Total Samples	% AAF	
		IC			OOC			IC			OOC					
		Samples	ATF	AAF	Samples	ATF	AAF	Samples	ATF	AAF	Samples	ATF	AAF			
World Underwater Federation	CMAS	81	-	1	24	-	-	-	-	-	-	-	-	-	105	1.0%
German National Anti-Doping Agency	NADA	15	-	-	46	-	-	-	-	-	-	-	-	-	61	0.0%
Turkish NOC- Anti-Doping Commission	TUR-NADO	36	-	-	-	-	-	-	-	-	-	-	-	-	36	0.0%
Colombian NADO	COL-NADO	29	-	1	-	-	-	2	-	-	-	-	-	-	31	3.2%
Italian National Olympic Committee	CONI	28	-	2	-	-	-	-	-	-	-	-	-	-	28	7.1%
Italian Ministry of Health Department	CVD-CONI	25	-	-	-	-	-	-	-	-	-	-	-	-	25	0.0%
French Anti-Doping Agency	AFLD-NADO	23	-	1	-	-	-	-	-	-	-	-	-	-	23	4.3%
International Association for Development of Apnea	AIDA	20	-	-	-	-	-	-	-	-	-	-	-	-	20	0.0%
Korea Anti-Doping Agency	KADA	15	-	-	-	-	-	-	-	-	-	-	-	-	15	0.0%
Finnish Anti-Doping Agency	FINADA	9	-	-	6	-	-	-	-	-	-	-	-	-	15	0.0%
Chinese Anti-Doping Agency	CHINADA	8	-	-	4	-	-	-	-	-	-	-	-	-	12	0.0%
Croatian Institute for Toxicology and Anti-Doping	CITA	9	-	-	1	-	-	-	-	-	-	-	-	-	10	0.0%
Egyptian National Anti-doping Organization	EGY-NADO	9	-	-	-	-	-	-	-	-	-	-	-	-	9	0.0%
Vietnam Anti-Doping & Sports Medicine Agency	VADA	7	-	-	-	-	-	-	-	-	-	-	-	-	7	0.0%
Mexican National Commission for Physical Education and Sport	CONADE-MEX	6	-	-	-	-	-	-	-	-	-	-	-	-	6	0.0%
Japan Anti-Doping Agency	JADA	6	-	-	-	-	-	-	-	-	-	-	-	-	6	0.0%
Portugal Anti-Doping Agency	ADoP	5	-	-	-	-	-	-	-	-	-	-	-	-	5	0.0%
Hungarian Anti-Doping Agency	HUNADO	2	-	1	3	-	-	-	-	-	-	-	-	-	5	20.0%
Spain National Anti-Doping Agency	ESP-NADO	3	-	-	-	-	-	-	-	-	-	-	-	-	3	0.0%
Chinese Taipei Anti-Doping Agency	CTADA	2	-	-	-	-	-	-	-	-	-	-	-	-	2	0.0%
Bolivian Sports Organization	ODEBO	2	-	-	-	-	-	-	-	-	-	-	-	-	2	0.0%
		340	-	6	84	-	-	2	-	-	-	-	-	-	426	

Table 89: ARISF Sport - Water Skiing

Testing Authority (TA)	ADAMS Code	Urine						Blood						Total Samples	% AAF
		IC			OOC			IC			OOC				
		Samples	ATF	AAF	Samples	ATF	AAF	Samples	ATF	AAF	Samples	ATF	AAF		
International Waterski & Wakeboard Federation	IWSF	36	-	-	14	-	-	-	-	-	-	-	-	50	0%
German National Anti-Doping Agency	NADA	14	-	-	26	-	-	-	-	-	-	-	-	40	0%
Chinese Anti-Doping Agency	CHINADA	-	-	-	30	-	-	-	-	-	-	-	-	30	0%
US Anti-Doping Agency	USADA	-	-	-	21	-	-	-	-	-	-	-	-	21	0%
Sports Authority of Thailand	THA-NADO	-	-	-	20	-	-	-	-	-	-	-	-	20	0%
NADO Flanders	NADOF	18	-	-	-	-	-	-	-	-	-	-	-	18	0%
Olympic Council of Asia	OCA	14	-	-	-	-	-	-	-	-	-	-	-	14	0%
Japan Anti-Doping Agency	JADA	-	-	-	13	-	-	-	-	-	-	-	-	13	0%
South American Sports Organization	ODESUR	11	-	-	-	-	-	-	-	-	-	-	-	11	0%
Italian National Olympic Committee	CONI	5	-	-	5	-	-	-	-	-	-	-	-	10	0%
National Anti-Doping Agency Austria GmbH	NADA Austria	-	-	-	9	-	-	-	-	-	-	-	-	9	0%
Spain National Anti-Doping Agency	ESP-NADO	8	-	-	-	-	-	-	-	-	-	-	-	8	0%
Chilean National Anti-Doping Commission	CHI-NADO	8	-	-	-	-	-	-	-	-	-	-	-	8	0%
Netherlands Anti-Doping Authority	ADAN	7	-	-	-	-	-	-	-	-	-	-	-	7	0%
Swedish Sports Confederation	RF	5	-	-	-	-	-	-	-	-	-	-	-	5	0%
Spanish Water Ski Federation	ESP-FEEN	5	-	-	-	-	-	-	-	-	-	-	-	5	0%
Poland Commission Against Doping in Sports	PANDA	5	-	-	-	-	-	-	-	-	-	-	-	5	0%
Slovak Anti-Doping Agency	SADA	4	-	-	-	-	-	-	-	-	-	-	-	4	0%
Canadian Centre for Ethics in Sport	CCES	2	-	-	-	-	-	-	-	-	-	-	-	2	0%
Israeli NADO	ISR-NADO	-	-	-	2	-	-	-	-	-	-	-	-	2	0%
Hong Kong Anti-Doping Committee	HKG-ADC	-	-	-	1	-	-	-	-	-	-	-	-	1	0%
Anti-Doping Singapore	ADS	-	-	-	1	-	-	-	-	-	-	-	-	1	0%
		142	-	-	142	-	-	-	-	-	-	-	-	284	

Table 90: ARISF Sport - Wushu

Testing Authority (TA)	ADAMS Code	Urine						Blood						Total Samples	% AAF
		IC			OOC			IC			OOC				
		Samples	ATF	AAF	Samples	ATF	AAF	Samples	ATF	AAF	Samples	ATF	AAF		
Chinese Anti-Doping Agency	CHINADA	59	-	-	54	-	-	-	-	-	-	-	-	113	0%
National Anti Doping Agency -India	IND-NADO	20	-	2	50	-	-	-	-	-	-	-	-	70	3%
International Wushu Federation	IWUF	57	-	3	6	-	-	-	-	-	-	-	-	63	5%
Olympic Council of Asia	OCA	34	-	1	-	-	-	-	-	-	-	-	-	34	3%
I.R Iran National Anti-Doping Organization	IRI-NADO	-	-	-	16	-	-	-	-	-	-	-	-	16	0%
Netherlands Anti-Doping Authority	ADAN	6	-	-	9	-	-	-	-	-	-	-	-	15	0%
Japan Anti-Doping Agency	JADA	-	-	-	15	-	-	-	-	-	-	-	-	15	0%
Sports Authority of Thailand	THA-NADO	14	-	-	-	-	-	-	-	-	-	-	-	14	0%
Antidoping Switzerland	SUI-NADO	11	-	-	1	-	-	-	-	-	-	-	-	12	0%
Korea Anti-Doping Agency	KADA	4	-	-	7	-	-	-	-	-	-	-	-	11	0%
Hong Kong Anti-Doping Committee	HKG-ADC	2	-	-	8	-	-	-	-	-	-	-	-	10	0%
Kazakhstan National Anti-Doping Centre	KAZ-NADO	7	-	-	-	-	-	-	-	-	-	-	-	7	0%
Anti-Doping Agency of Malaysia	ADAMAS	-	-	-	3	-	-	-	-	-	-	-	-	3	0%
Portugal Anti-Doping Agency	ADoP	2	-	-	-	-	-	-	-	-	-	-	-	2	0%
South East Asia RADO	SE-ASIA-RADO	-	-	-	2	-	-	-	-	-	-	-	-	2	0%
French Anti-Doping Agency	AFLD-NADO	2	-	-	-	-	-	-	-	-	-	-	-	2	0%
ASEAN University Sports Council	AUSC	2	-	-	-	-	-	-	-	-	-	-	-	2	0%
Chinese Taipei Anti-Doping Agency	CTADA	-	-	-	1	-	-	-	-	-	-	-	-	1	0%
Anti-Doping Singapore	ADS	-	-	-	1	-	-	-	-	-	-	-	-	1	0%
		220	-	6	173	-	-	-	-	-	-	-	-	393	

Table 91: AIMS Sport - Aikido

Testing Authority (TA)	ADAMS Code	Urine						Blood						Total Samples	% AAF
		IC			OOC			IC			OOC				
		Samples	ATF	AAF	Samples	ATF	AAF	Samples	ATF	AAF	Samples	ATF	AAF		
Romanian National Anti-Doping Agency	ANAD-Romania	-	-	-	4	-	-	-	-	-	-	-	-	4	0%
International Aikido Federation	IAF	-	-	-	2	-	-	-	-	-	-	-	-	2	0%
		-	-	-	6	-	-	-	-	-	-	-	-	6	

Table 92: AIMS Sport - Bodybuilding

Testing Authority (TA)	ADAMS Code	Urine						Blood						Total Samples	% AAF
		IC			OOC			IC			OOC				
		Samples	ATF	AAF	Samples	ATF	AAF	Samples	ATF	AAF	Samples	ATF	AAF		
Korea Anti-Doping Agency	KADA	89	-	3	528	1	39	11	-	-	-	-	-	628	7%
NADO Flanders	NADOF	54	-	5	108	-	43	-	-	-	-	-	-	162	30%
Japan Anti-Doping Agency	JADA	79	-	1	40	-	-	-	-	-	1	-	-	120	1%
International Federation of Bodybuilding and Fitness	IFBB	94	-	44	3	-	1	-	-	-	-	-	-	97	46%
Turkish NOC- Anti-Doping Commission	TUR-NADO	81	-	24	1	-	-	-	-	-	-	-	-	82	29%
Australian Sports Anti-Doping Authority	ASADA	80	-	9	-	-	-	-	-	-	-	-	-	80	11%
Finnish Anti-Doping Agency	FINADA	25	-	1	36	-	-	-	-	-	11	-	-	72	1%
French Anti-Doping Agency	AFLD-NADO	62	-	7	-	-	-	-	-	-	-	-	-	62	11%
Olympic Council of Asia	OCA	18	-	-	37	-	-	-	-	-	-	-	-	55	0%
Romanian National Anti-Doping Agency	ANAD-Romania	16	-	2	33	-	1	-	-	-	-	-	-	49	6%
Anti-Doping Agency of Malaysia	ADAMAS	11	-	7	23	-	1	-	-	-	-	-	-	34	24%
Chinese Anti-Doping Agency	CHINADA	8	1	-	22	-	-	-	-	-	-	-	-	30	0%
French Community of Belgium NADO	BEL-CFWB	17	-	3	10	-	2	-	-	-	-	-	-	27	19%
Slovak Anti-Doping Agency	SADA	19	-	4	5	-	-	-	-	-	-	4	-	24	17%
Czech Anti-Doping Committee	CADC	18	-	3	5	-	-	-	-	-	-	-	-	23	13%
Poland Commission Against Doping in Sports	PANDA	21	-	8	-	-	-	-	-	-	-	-	-	21	38%
Hong Kong Anti-Doping Committee	HKG-ADC	6	-	4	14	-	1	-	-	-	-	-	-	20	25%
Natural Physique Association	GBR-NPA	18	-	-	-	-	-	-	-	-	18	-	-	18	0%
Sports Authority of Thailand	THA-NADO	12	-	1	6	-	-	-	-	-	-	-	-	18	6%
Venezuela NADO	VEN-NADO	-	-	-	17	-	2	-	-	-	-	-	-	17	12%
Jordan Anti-doping Organization	JADO	12	-	6	1	-	1	-	-	-	-	-	-	13	54%
Macau Sport Development Institute	MAC-NADO	3	-	-	9	-	-	-	-	-	-	-	-	12	0%
Estonian Anti-Doping Agency	EADA	10	-	2	1	-	-	-	-	-	-	-	-	11	18%
Swedish Bodybuilding and Fitness Federation	SKKF	10	-	1	-	-	-	-	-	-	-	-	-	10	10%
Bahrain Anti-Doping Committee	BRN-NADO	-	-	-	10	-	2	-	-	-	-	-	-	10	20%
Hungarian Anti-Doping Agency	HUNADO	8	-	3	1	-	-	-	-	-	-	-	-	9	33%
Italian Ministry of Health Department	CVD-CONI	7	-	2	-	-	-	-	-	-	-	-	-	7	29%
South Asia RADO	S-ASIA-RADO	-	-	-	6	-	-	-	-	-	-	-	-	6	0%
I.R Iran National Anti-Doping Organization	IRI-NADO	-	-	-	6	-	4	-	-	-	-	-	-	6	67%
Russian National Anti-Doping Organization	RUSADA	6	-	1	-	-	-	-	-	-	-	-	-	6	17%
Colombian NADO	COL-NADO	-	-	-	6	-	2	-	-	-	-	-	-	6	33%
Bermuda Sport Anti- Doping Authority	BSADA	5	-	-	-	-	-	-	-	-	-	-	-	5	0%
Anti-Doping Agency of Serbia	ADAS	5	-	-	-	-	-	-	-	-	-	-	-	5	0%
Croatian Institute for Toxicology and Anti-Doping	CITA	4	-	-	-	-	-	-	-	-	-	-	-	4	0%
Vietnam Anti-Doping & Sports Medicine Agency	VADA	-	-	-	4	-	1	-	-	-	-	-	-	4	25%
Netherlands Anti-Doping Authority	ADAN	4	-	1	-	-	-	-	-	-	-	-	-	4	25%
Sri Lanka Anti Doping Agency	SRI-NADO	3	-	1	-	-	-	-	-	-	-	-	-	3	33%
United Arab Emirates National Anti-doping Committee	UAE-NADO	1	-	-	2	-	-	-	-	-	-	-	-	3	0%
Catalan Bodybuilding Federation	ESP-FCF	3	-	1	-	-	-	-	-	-	-	-	-	3	33%
South African Institute for Drug-Free Sport	SAIDS	3	-	-	-	-	-	-	-	-	-	-	-	3	0%
Anti-Doping Organization of Pakistan	ADOPak	-	-	-	3	-	1	-	-	-	-	-	-	3	33%
Jamaica Anti-Doping Commission	JADCO	-	-	-	3	-	-	-	-	-	-	-	-	3	0%
El Salvador National Sports Institute	ESA-NADO	2	-	-	-	-	-	-	-	-	-	-	-	2	0%
Guatemala NADO	GUA-OAD	-	-	-	2	-	-	-	-	-	-	-	-	2	0%
World Bodybuilding & Physique Sports Federation	WBPF	-	-	-	2	-	-	-	-	-	-	-	-	2	0%
Indonesian Anti-Doping Agency	INADA	-	-	-	1	-	-	-	-	-	-	-	-	1	0%
National Anti Doping Agency -India	IND-NADO	-	-	-	1	-	-	-	-	-	-	-	-	1	0%
		814	1	144	946	1	101	11	-	-	12	-	-	1783	

Table 93: AIMS Sport - Casting

Testing Authority (TA)	ADAMS Code	Urine						Blood						Total Samples	% AAF
		IC Samples	ATF	AAF	OOB Samples	ATF	AAF	IC Samples	ATF	AAF	OOB Samples	ATF	AAF		
Portugal Anti-Doping Agency	ADoP	13	-	3	1	-	-	-	-	-	-	-	-	14	21%
International Fresh Water Sport Fishing Federation	FIPS-ed	9	-	-	2	-	1	-	-	-	-	-	-	11	9%
International Fly Sport Fishing Federation	FIPS-Mouche	2	-	-	2	-	-	-	-	-	-	-	-	4	0%
Italian National Olympic Committee	CONI	4	-	-	-	-	-	-	-	-	-	-	-	4	0%
International Federation of Sport Angling in Fresh Waters	FIPsed	4	-	-	-	-	-	-	-	-	-	-	-	4	0%
International Casting Sport Federation	ICSF	3	-	1	-	-	-	-	-	-	-	-	3	33%	
World Underwater Federation	CMAS	3	-	-	-	-	-	-	-	-	-	-	3	0%	
International Angling Confederation	CIPS	-	-	-	2	-	-	-	-	-	-	-	2	0%	
International Federation of Sea Fishing Sport	FIPS-M	1	-	-	1	-	-	-	-	-	-	-	2	0%	
		39	-	4	8	-	1	-	-	-	-	-	47		

Table 94: AIMS Sport - Cheer

Testing Authority (TA)	ADAMS Code	Urine						Blood						Total Samples	% AAF
		IC Samples	ATF	AAF	OOB Samples	ATF	AAF	IC Samples	ATF	AAF	OOB Samples	ATF	AAF		
International Cheer Union	ICU	14	1	-	-	-	-	-	-	-	-	-	-	14	0%
German National Anti-Doping Agency	NADA	12	-	1	-	-	-	-	-	-	-	-	-	12	8%
Anti-Doping Norway	ADN	6	-	-	-	-	-	-	-	-	-	-	-	6	0%
Chinese Taipei Anti-Doping Agency	CTADA	6	-	-	-	-	-	-	-	-	-	-	-	6	0%
Finnish Anti-Doping Agency	FINADA	4	-	-	-	-	-	-	-	-	-	-	-	4	0%
		42	1	1	-	-	-	-	-	-	-	-	42		

Table 95: AIMS Sport - Darts

Testing Authority (TA)	ADAMS Code	Urine						Blood						Total Samples	% AAF
		IC Samples	ATF	AAF	OOB Samples	ATF	AAF	IC Samples	ATF	AAF	OOB Samples	ATF	AAF		
UK Anti-Doping	UKAD	25	-	2	-	-	-	-	-	-	-	-	-	25	8%
World Darts Federation	WDF	20	-	3	2	-	-	-	-	-	-	-	-	22	14%
Turkish NOC- Anti-Doping Commission	TUR-NADO	20	-	-	-	-	-	-	-	-	-	-	-	20	0%
Australian Sports Anti-Doping Authority	ASADA	9	-	1	-	-	-	-	-	-	-	-	-	9	11%
Netherlands Anti-Doping Authority	ADAN	9	-	-	-	-	-	-	-	-	-	-	-	9	0%
US Anti-Doping Agency	USADA	9	-	2	-	-	-	-	-	-	-	-	-	9	22%
		92	-	8	2	-	-	-	-	-	-	-	94		

Table 96: AIMS Sport - Dragon Boat

Testing Authority (TA)	ADAMS Code	Urine						Blood						Total Samples	% AAF
		IC Samples	ATF	AAF	OOB Samples	ATF	AAF	IC Samples	ATF	AAF	OOB Samples	ATF	AAF		
Japan Anti-Doping Agency	JADA	15	-	-	-	-	-	-	-	-	-	-	-	15	0%
International Dragon Boat Federation	IDBF	6	-	-	2	-	-	-	-	-	-	-	-	8	0%
Hungarian Anti-Doping Agency	HUNADO	8	-	-	-	-	-	-	-	-	-	-	-	8	0%
Chinese Anti-Doping Agency	CHINADA	-	-	-	2	-	-	-	-	-	-	-	-	2	0%
		29	-	-	4	-	-	-	-	-	-	-	33		

Table 97: AIMS Sport - Draughts

Testing Authority (TA)	ADAMS Code	Urine						Blood						Total Samples	% AAF
		IC Samples	ATF	AAF	OOB Samples	ATF	AAF	IC Samples	ATF	AAF	OOB Samples	ATF	AAF		
World Draughts Federation	FMJD	4	-	-	5	-	-	-	-	-	-	-	-	9	0%
SportAccord Event Organiser	SA Event Organiser	5	-	-	-	-	-	-	-	-	-	-	-	5	0%
Portugal Anti-Doping Agency	ADoP	5	-	1	-	-	-	-	-	-	-	-	-	5	20%
		14	-	1	5	-	-	-	-	-	-	-	19		

Table 98: AIMS Sport - Fistball

Testing Authority (TA)	ADAMS Code	Urine						Blood						Total Samples	% AAF
		IC Samples	ATF	AAF	OOB Samples	ATF	AAF	IC Samples	ATF	AAF	OOB Samples	ATF	AAF		
Antidoping Switzerland	SUI-NADO	4	-	-	6	-	-	-	-	-	-	-	-	10	0%
National Anti-Doping Agency Austria GmbH	NADA Austria	-	-	-	8	-	-	-	-	-	-	-	-	8	0%
International Fistball Association	IFA	4	-	-	4	-	-	-	-	-	-	-	-	8	0%
German Youth Force Sports Association	GER-DJK	4	-	-	-	-	-	-	-	-	-	-	-	4	0%
		12	-	-	18	-	-	-	-	-	-	-	30		

Table 99: AIMS Sport - Go

Testing Authority (TA)	ADAMS Code	Urine						Blood						Total Samples	% AAF
		IC Samples	ATF	AAF	OOB Samples	ATF	AAF	IC Samples	ATF	AAF	OOB Samples	ATF	AAF		
International Go Federation	IGF-Go	4	-	-	-	-	-	-	-	-	-	-	-	4	0%
SportAccord Event Organiser	SA Event Organiser	3	-	-	-	-	-	-	-	-	-	-	-	3	0%
		7	-	-	-	-	-	-	-	-	-	-	7		

Table 100: AIMS Sport - Icestocksport

Testing Authority (TA)	ADAMS Code	Urine						Blood						Total Samples	% AAF
		IC Samples	ATF	AAF	IC Samples	ATF	AAF	IC Samples	ATF	AAF	IC Samples	ATF	AAF		
International Federation Icestocksport	IFI	30	-	-	5	-	-	-	-	-	-	-	-	35	0%
German Curling Association	GER-IS	21	-	-	-	-	-	-	-	-	-	-	-	21	0%
Antidoping Switzerland	SUI-NADO	5	-	-	-	-	-	-	-	-	-	-	5	0%	
Czech Anti-Doping Committee	CADC	4	-	-	-	-	-	-	-	-	-	-	4	0%	
		60	-	-	5	-	-	-	-	-	-	-	65		

Table 101: AIMS Sport - Ju-Jitsu

Testing Authority (TA)	ADAMS Code	Urine						Blood						Total Samples	% AAF
		IC Samples	ATF	AAF	IC Samples	ATF	AAF	IC Samples	ATF	AAF	IC Samples	ATF	AAF		
German National Anti-Doping Agency	NADA	5	-	-	31	-	-	-	-	-	-	-	-	36	0%
Sports Authority of Thailand	THA-NADO	-	-	-	16	-	-	-	-	-	-	-	-	16	0%
NADO Flanders	NADOF	12	-	-	-	-	-	-	-	-	-	-	12	0%	
Antidoping Switzerland	SUI-NADO	4	-	-	6	-	-	-	-	-	-	-	10	0%	
National Anti-Doping Agency Austria GmbH	NADA Austria	-	-	-	5	-	-	-	-	-	-	-	5	0%	
I.R Iran National Anti-Doping Organization	IRI-NADO	-	-	-	4	-	2	-	-	-	-	-	4	50%	
Jordan Anti-doping Organization	JADO	2	-	1	-	-	-	-	-	-	-	-	2	50%	
Russian National Anti-Doping Organization	RUSADA	-	-	-	2	-	-	-	-	-	-	-	2	0%	
Central Asia RADO	RADOCA-RADO	-	-	-	2	-	-	-	-	-	-	-	2	0%	
		23	-	1	66	-	2	-	-	-	-	-	89		

Table 102: AIMS Sport - Kendo

Testing Authority (TA)	ADAMS Code	Urine						Blood						Total Samples	% AAF
		IC Samples	ATF	AAF	IC Samples	ATF	AAF	IC Samples	ATF	AAF	IC Samples	ATF	AAF		
Japan Anti-Doping Agency	JADA	8	-	-	7	-	-	-	-	-	-	-	-	15	0%
Spain National Anti-Doping Agency	ESP-NADO	8	-	-	-	-	-	-	-	-	-	-	-	8	0%
Poland Commission Against Doping in Sports	PANDA	6	-	-	-	-	-	-	-	-	-	-	-	6	0%
Czech Anti-Doping Committee	CADC	5	1	-	1	-	-	-	-	-	-	-	-	6	0%
Korea Anti-Doping Agency	KADA	4	-	-	-	-	-	-	-	-	-	-	-	4	0%
		31	1	-	8	-	-	-	-	-	-	-	-	39	

Table 103: AIMS Sport - Kickboxing

Testing Authority (TA)	ADAMS Code	Urine						Blood						Total Samples	% AAF
		IC Samples	ATF	AAF	IC Samples	ATF	AAF	IC Samples	ATF	AAF	IC Samples	ATF	AAF		
NADO Flanders	NADOF	96	-	6	-	-	-	-	-	-	-	-	-	96	6.3%
Turkish NOC- Anti-Doping Commission	TUR-NADO	49	-	4	-	-	-	-	-	-	-	-	-	49	8.2%
Anti-Doping Norway	ADN	19	-	1	18	-	-	-	-	-	-	-	-	37	2.7%
Anti-Doping Agency of Serbia	ADAS	8	-	-	29	-	1	-	-	-	-	-	-	37	2.7%
World Association of Kickboxing Organizations	WAKO	13	-	-	11	-	-	-	-	2	-	-	-	26	0.0%
Portugal Anti-Doping Agency	ADoP	26	-	2	-	-	-	-	-	-	-	-	-	26	7.7%
French Anti-Doping Agency	AFLD-NADO	18	-	1	-	-	-	-	-	-	-	-	-	18	5.6%
Finnish Anti-Doping Agency	FINADA	6	-	-	11	-	-	-	-	-	-	-	-	17	0.0%
Anti-Doping Denmark	ADD	7	-	-	9	-	-	-	-	-	-	-	-	16	0.0%
Poland Commission Against Doping in Sports	PANDA	6	-	2	9	-	-	-	-	-	-	-	-	15	13.3%
Croatian Institute for Toxicology and Anti-Doping	CITA	13	-	1	-	-	-	-	-	-	-	-	-	13	7.7%
National Anti-Doping Agency Austria GmbH	NADA Austria	-	-	-	12	-	-	-	-	-	-	-	-	12	0.0%
Italian Ministry of Health Department	CVD-CONI	12	-	-	-	-	-	-	-	-	-	-	-	12	0.0%
Italian Kickboxing Federation	ITA-KIC	10	-	-	-	-	-	-	-	-	-	-	-	10	0.0%
Basque Government	ESP-Vasco	5	-	-	5	-	-	-	-	-	-	-	-	10	0.0%
Romanian National Anti-Doping Agency	ANAD-Romania	-	-	-	10	-	-	-	-	-	-	-	-	10	0.0%
Antidoping Switzerland	SUI-NADO	-	-	-	8	-	-	-	-	-	-	-	-	8	0.0%
Agency for Anti-Doping Control of Bosnia and Herzegovina	BIH-NADO	6	-	1	2	-	-	-	-	-	-	-	-	8	12.5%
Spain National Anti-Doping Agency	ESP-NADO	8	-	-	-	-	-	-	-	-	-	-	-	8	0.0%
Central Asia RADO	RADOCA-RADO	-	-	-	6	-	-	-	-	-	-	-	-	6	0.0%
French Community of Belgium NADO	BEL-CFWB	6	-	-	-	-	-	-	-	-	-	-	-	6	0.0%
West Asia RADO	W-ASIA-RADO	-	-	-	5	-	-	-	-	-	-	-	-	5	0.0%
Hungarian Anti-Doping Agency	HUNADO	4	-	1	-	-	-	-	-	-	-	-	-	4	25.0%
Irish Sports Council	ISC	3	-	-	-	-	-	-	-	-	-	-	-	3	0.0%
Hellenic National Council for Combatting Doping	ESKAN	3	-	-	-	-	-	-	3	-	-	-	-	3	0.0%
Anti-Doping department of State Sports Medicine Centre	LAT-NADO	2	-	-	-	-	-	-	-	-	-	-	-	2	0.0%
German National Anti-Doping Agency	NADA	-	-	-	1	-	-	-	-	-	-	-	-	1	0.0%
Jordan Anti-doping Organization	JADO	-	-	-	1	-	-	-	-	-	-	-	-	1	0.0%
Russian National Anti-Doping Organization	RUSADA	-	-	-	1	-	-	-	-	-	-	-	-	1	0.0%
Anti-Doping Commission of Malta	MLT-NADO	-	-	-	1	-	-	-	-	-	-	-	-	1	0.0%
		320	-	19	139	-	1	-	-	2	-	-	-	461	

Table 104: AIMS Sport - Lacrosse

Testing Authority (TA)	ADAMS Code	Urine						Blood						Total Samples	% AAF
		IC Samples	ATF	AAF	OC Samples	ATF	AAF	IC Samples	ATF	AAF	OC Samples	ATF	AAF		
US Anti-Doping Agency	USADA	12	-	-	7	-	-	-	-	-	-	-	-	19	0%
International Lacrosse Federation	FILx	-	-	-	6	-	-	-	-	-	-	-	-	6	0%
Czech Anti-Doping Committee	CADC	4	-	1	-	-	-	-	-	-	-	-	-	4	25%
Anti-Doping department of State Sports Medicine Centre	LAT-NADO	2	-	-	-	-	-	-	-	-	-	-	-	2	0%
		18	-	1	13	-	-	-	-	-	-	-	-	31	

Table 105: AIMS Sport - Minigolf

Testing Authority (TA)	ADAMS Code	Urine						Blood						Total Samples	% AAF
		IC Samples	ATF	AAF	OC Samples	ATF	AAF	IC Samples	ATF	AAF	OC Samples	ATF	AAF		
World Minigolf Sport Federation	WMF	14	-	-	4	-	-	-	-	-	-	-	-	18	0%
German Minigolf Sport Federation	GER-MG	13	-	-	-	-	-	-	-	-	-	-	-	13	0%
Slovak Anti-Doping Agency	SADA	3	-	-	-	-	-	-	-	-	-	-	-	3	0%
National Anti-Doping Agency Austria GmbH	NADA Austria	-	-	-	3	-	-	-	-	-	-	-	-	3	0%
		30	-	-	7	-	-	-	-	-	-	-	-	37	

Table 106: AIMS Sport - Muaythai

Testing Authority (TA)	ADAMS Code	Urine						Blood						Total Samples	% AAF
		IC Samples	ATF	AAF	OC Samples	ATF	AAF	IC Samples	ATF	AAF	OC Samples	ATF	AAF		
Sports Authority of Thailand	THA-NADO	46	-	2	9	-	-	-	-	-	-	-	-	55	3.6%
French Anti-Doping Agency	AFLD-NADO	31	-	2	-	-	-	12	-	-	-	-	-	43	4.7%
International Federation of Muaythai Amateur	IFMA	42	-	-	-	-	-	-	-	-	-	-	-	42	0.0%
Olympic Council of Asia	OCA	28	-	-	-	-	-	-	-	-	-	-	-	28	0.0%
Poland Commission Against Doping in Sports	PANDA	10	-	-	8	-	1	-	-	-	-	-	-	18	5.6%
Chinese Anti-Doping Agency	CHINADA	-	-	-	16	-	-	-	-	-	-	-	-	16	0.0%
Portugal Anti-Doping Agency	ADoP	10	-	1	-	-	-	-	-	-	-	-	-	10	10.0%
Turkish NOC- Anti-Doping Commission	TUR-NADO	6	-	-	-	-	-	-	-	-	-	-	-	6	0.0%
West Asia RADO	W-ASIA-RADO	-	-	-	4	-	-	-	-	-	-	-	-	4	0.0%
Jordan Anti-doping Organization	JADO	-	-	-	2	-	-	-	-	-	-	-	-	2	0.0%
Hong Kong Anti-Doping Committee	HKG-ADC	-	-	-	1	-	-	-	-	-	-	-	-	1	0.0%
		173	-	5	40	-	1	12	-	-	-	-	-	225	

Table 107: AIMS Sport - Powerlifting

Testing Authority (TA)	ADAMS Code	Urine						Blood						Total Samples	% AAF
		IC			OOC			IC			OOC				
		Samples	ATF	AAF	Samples	ATF	AAF	Samples	ATF	AAF	Samples	ATF	AAF		
Russian National Anti-Doping Organization	RUSADA	49	-	5	216	-	7	-	-	-	-	-	-	265	4.5%
International Powerlifting Federation	IPF	200	-	9	58	-	6	-	-	-	5	-	-	263	5.7%
Swedish Sports Confederation	RF	60	-	3	161	1	3	-	-	-	13	-	-	234	2.6%
French Anti-Doping Agency	AFLD-NADO	150	-	8	31	-	-	16	-	-	5	-	-	202	4.0%
Finnish Anti-Doping Agency	FINADA	68	-	-	83	-	-	-	-	-	7	-	-	158	0.0%
Anti-Doping Norway	ADN	75	-	3	77	-	2	-	-	-	1	-	-	153	3.3%
German Powerlifting Federation	GER-PL	120	-	7	-	-	-	-	-	-	-	-	-	120	5.8%
World Drug Free Powerlifting Federation	WDFPF	110	-	3	8	-	-	-	-	-	-	-	-	118	2.5%
Anti-Doping Denmark	ADD	20	-	-	61	-	-	-	-	-	-	-	-	81	0.0%
European Powerlifting Federation	EPF	76	-	3	-	-	-	-	-	-	-	-	-	76	3.9%
South African Institute for Drug-Free Sport	SAIDS	66	-	1	6	-	-	-	-	-	-	-	-	72	1.4%
Australian Sports Anti-Doping Authority	ASADA	52	-	2	7	-	2	-	-	-	8	-	-	67	6.0%
Kazakhstan National Anti-Doping Centre	KAZ-NADO	28	-	-	38	-	1	-	-	-	-	-	-	66	1.5%
German National Anti-Doping Agency	NADA	-	-	-	42	-	-	-	-	-	17	-	-	59	0.0%
National Anti Doping Agency -India	IND-NADO	56	-	24	-	-	-	-	-	-	-	-	-	56	42.9%
Netherlands Anti-Doping Authority	ADAN	52	-	2	3	-	-	-	-	-	-	-	-	55	3.6%
British Drug Free Powerlifting Association	GBR-BDFPA	46	-	2	2	-	1	-	-	-	-	-	-	48	6.3%
Venezuela NADO	VEN-NADO	30	-	-	12	-	-	-	-	-	-	-	-	42	0.0%
Great Britain Powerlifting Federation	GBR-GBPF	41	-	3	-	-	-	-	-	-	-	-	-	41	7.3%
Japan Anti-Doping Agency	JADA	37	-	1	-	-	-	-	-	-	-	-	-	37	2.7%
Sports Authority of Thailand	THA-NADO	9	-	-	26	-	-	-	-	-	-	-	-	35	0.0%
National Anti-Doping Agency Austria GmbH	NADA Austria	14	-	-	16	-	-	-	-	-	2	-	-	32	0.0%
Russian Powerlifting Federation	RUS-RPF	15	-	3	14	-	2	-	-	-	-	-	-	29	17.2%
Canadian Centre for Ethics in Sport	CCES	24	-	-	4	-	-	-	-	-	-	-	-	28	0.0%
Czech Anti-Doping Committee	CADC	16	-	1	6	-	-	-	-	-	4	-	-	26	3.8%
I.R Iran National Anti-Doping Organization	IRI-NADO	25	-	2	-	-	-	-	-	-	-	-	-	25	8.0%
Commonwealth Games Federation	CGF	23	-	-	-	-	-	-	-	-	-	-	-	23	0.0%
USA Powerlifting	USA-USAPL	20	-	-	1	-	-	-	-	-	-	-	-	21	0.0%
Turkish NOC- Anti-Doping Commission	TUR-NADO	-	-	-	21	-	-	-	-	-	-	-	-	21	0.0%
Asian Paralympic Committee	APC	21	-	-	-	-	-	-	-	-	-	-	-	21	0.0%
Colombian NADO	COL-NADO	3	-	-	17	-	-	-	-	-	-	-	-	20	0.0%
NADO Flanders	NADOF	20	-	-	-	-	-	-	-	-	-	-	-	20	0.0%
Algerian National Anti-Doping Organization	ALG-NADO	12	-	2	5	-	-	-	-	-	-	-	-	17	11.8%
Italian Powerlifting Federation	ITA-PL	16	-	1	1	-	-	-	-	-	-	-	-	17	5.9%
Poland Commission Against Doping in Sports	PANDA	16	-	5	-	-	-	-	-	-	-	-	-	16	31.3%
Estonian Anti-Doping Agency	EADA	8	-	1	7	-	-	-	-	-	-	-	-	15	6.7%
South American Sports Organization	ODESUR	9	-	-	-	-	-	4	-	-	-	-	-	13	0.0%
Canadian Powerlifting Union	CAD-CPU	10	-	2	3	-	-	-	-	-	-	-	-	13	15.4%
Nigerian National Sports Council	NNSC	-	-	-	13	-	-	-	-	-	-	-	-	13	0.0%
Brazilian Powerlifting Confederation	BRA-CBLB	11	-	1	1	-	1	-	-	-	-	-	-	12	16.7%
French Community of Belgium NADO	BEL-CFWB	12	-	-	-	-	-	-	-	-	-	-	-	12	0.0%
Hungarian Anti-Doping Agency	HUNADO	10	-	1	1	-	-	-	-	-	-	-	-	11	9.1%
Anti-Doping department of State Sports Medicine Centre	LAT-NADO	11	-	-	-	-	-	-	-	-	-	-	-	11	0.0%
North American Powerlifting Association	NAM-PL	11	-	1	-	-	-	-	-	-	-	-	-	11	9.1%
South American Power Federation	FESUPO	10	-	-	-	-	-	-	-	-	-	-	-	10	0.0%
National Olympic and Sports Association of Iceland	ISL-NADO	10	-	-	-	-	-	-	-	-	-	-	-	10	0.0%
Croatian Institute for Toxicology and Anti-Doping	CITA	9	-	2	-	-	-	-	-	-	-	-	-	9	22.2%
Spain National Anti-Doping Agency	ESP-NADO	9	-	-	-	-	-	-	-	-	-	-	-	9	0.0%
Northern Ireland Powerlifting Federation	NIR-PL	8	-	2	-	-	-	-	-	-	-	-	-	8	25.0%
United Arab Emirates National Anti-doping Committee	UAE-NADO	-	-	-	6	-	-	-	-	-	-	-	-	6	0.0%
Hong Kong Anti-Doping Committee	HKG-ADC	6	-	-	-	-	-	-	-	-	-	-	-	6	0.0%
Drug Free Powerlifting Australia	AUT-DFPA	6	-	-	-	-	-	-	-	-	-	-	-	6	0.0%
Swiss Drug-Free Powerlifting Federation	SUI-DFPOW	5	-	-	1	-	-	-	-	-	-	-	-	6	0.0%
Romanian National Anti-Doping Agency	ANAD-Romania	6	-	-	-	-	-	-	-	-	-	-	-	6	0.0%
International Blind Sport Association	IBSA	5	-	-	-	-	-	-	-	-	-	-	-	5	0.0%
Anti-Doping Agency of Malaysia	ADAMAS	4	-	-	-	-	-	-	-	-	-	-	-	4	0.0%
Bolivian Sports Organization	ODEBO	4	-	-	-	-	-	-	-	-	-	-	-	4	0.0%
UK Anti-Doping	UKAD	-	-	-	3	-	1	-	-	-	-	-	-	3	33.3%
Antidoping Switzerland	SUI-NADO	3	-	-	-	-	-	-	-	-	-	-	-	3	0.0%
Lithuanian Anti-Doping Agency	LTU-NADO	3	-	-	-	-	-	-	-	-	-	-	-	3	0.0%
Bulgarian Anti-doping Center	BUL-NADO	3	-	-	-	-	-	-	-	-	-	-	-	3	0.0%
Anti-Doping Commission of Malta	MLT-NADO	2	-	-	-	-	-	-	-	-	-	-	-	2	0.0%
Cuban National Anti-Doping Agency	CUB-NADO	-	-	-	2	2	-	-	-	-	-	-	-	2	0.0%
Chinese Taipei Anti-Doping Agency	CTADA	-	-	-	2	-	-	-	-	-	-	-	-	2	0.0%
Brazilian Weightlifting Confederation	BRA-CBLP	-	-	-	1	-	-	-	-	-	-	-	-	1	0.0%
Puerto Rico Anti-Doping Organization	PUR-NADO	-	-	-	1	-	-	-	-	-	-	-	-	1	0.0%
Slovenian Antidoping Organization	SLOADO	1	-	-	-	-	-	-	-	-	-	-	-	1	0.0%
Chilean National Anti-Doping Commission	CHI-NADO	-	-	-	1	-	-	-	-	-	-	-	-	1	0.0%
Central Asia RADO	RADOCA-RADO	-	-	-	1	-	1	-	-	-	-	-	-	1	100.0%
Lebanon National Olympic Committee	LIB-NOC	1	-	-	-	-	-	-	-	-	-	-	-	1	0.0%
Malta Drug-Free Powerlifting Federation	MLT-DPL	-	-	-	1	-	-	-	-	-	-	-	-	1	0.0%
		1747	-	100	960	3	27	20	-	-	62	-	-	2789	

Table 108: AIMS Sport - Sambo

Testing Authority (TA)	ADAMS Code	Urine						Blood						Total Samples	% AAF
		IC Samples	ATF	AAF	IC Samples	ATF	AAF	IC Samples	ATF	AAF	IC Samples	ATF	AAF		
International Federation of Sambo	FIAS	160	-	3	38	-	-	-	-	-	-	-	-	198	1.5%
Romanian National Anti-Doping Agency	ANAD-Romania	27	-	-	-	-	-	-	-	-	-	-	-	27	0%
Spain National Anti-Doping Agency	ESP-NADO	13	-	-	-	-	-	-	-	-	-	-	-	13	0%
Central Asia RADO	RADOCA-RADO	-	-	-	5	-	-	-	-	-	-	-	-	5	0%
Japan Anti-Doping Agency	JADA	-	-	-	3	-	-	-	-	-	-	-	-	3	0%
French Anti-Doping Agency	AFLD-NADO	3	-	-	-	-	-	-	-	-	-	-	-	3	0%
Russian National Anti-Doping Organization	RUSADA	-	-	-	2	-	-	-	-	-	-	-	-	2	0%
Venezuela NADO	VEN-NADO	-	-	-	2	-	-	-	-	-	-	-	-	2	0%
Israeli NADO	ISR-NADO	-	-	-	1	-	-	-	-	-	-	-	-	1	0%
		203	-	3	51	-	-	-	-	-	-	-	-	254	

Table 109: AIMS Sport - Savate

Testing Authority (TA)	ADAMS Code	Urine						Blood						Total Samples	% AAF
		IC Samples	ATF	AAF	IC Samples	ATF	AAF	IC Samples	ATF	AAF	IC Samples	ATF	AAF		
French Anti-Doping Agency	AFLD-NADO	18	-	3	-	-	-	-	-	-	-	-	-	18	17%
International Savate Federation	FIS-Savate	11	-	-	-	-	-	2	-	-	-	-	-	13	0%
Anti-Doping Agency of Serbia	ADAS	5	-	-	-	-	-	-	-	-	-	-	-	5	0%
		34	-	3	-	-	-	2	-	-	-	-	-	36	

Table 110: AIMS Sport - Sepaktakraw

Testing Authority (TA)	ADAMS Code	Urine						Blood						Total Samples	% AAF
		IC Samples	ATF	AAF	IC Samples	ATF	AAF	IC Samples	ATF	AAF	IC Samples	ATF	AAF		
Sports Authority of Thailand	THA-NADO	72	-	-	84	-	-	-	-	-	-	-	-	156	0%
Chinese Anti-Doping Agency	CHINADA	-	-	-	94	-	-	-	-	-	-	-	-	94	0%
Olympic Council of Asia	OCA	28	-	-	-	-	-	-	-	-	-	-	-	28	0%
National Anti Doping Agency -India	IND-NADO	12	-	-	12	-	-	-	-	-	-	-	-	24	0%
Japan Anti-Doping Agency	JADA	-	-	-	22	-	-	-	-	-	-	-	-	22	0%
Korea Anti-Doping Agency	KADA	4	-	-	15	-	-	-	-	-	-	-	-	19	0%
International Sepaktakraw Federation	ISTAF	16	-	-	-	-	-	-	-	-	-	-	-	16	0%
Thailand University Sport Board	THA-UNI	4	-	-	-	-	-	-	-	-	-	-	-	4	0%
Anti-Doping Agency of Malaysia	ADAMAS	-	-	-	2	-	-	-	-	-	-	-	-	2	0%
ASEAN University Sports Council	AUSC	2	-	1	-	-	-	-	-	-	-	-	-	2	50%
Anti-Doping Singapore	ADS	-	-	-	2	-	-	-	-	-	-	-	-	2	0%
Brunei Darussalam Anti-Doping Committee	BRU-NADO	2	-	-	-	-	-	-	-	-	-	-	-	2	0%
Bahrain Anti-Doping Committee	BRN-NADO	1	-	1	-	-	-	-	-	-	-	-	-	1	100%
		141	-	2	231	-	-	-	-	-	-	-	-	372	

Table 111: AIMS Sport - Sleddog

Testing Authority (TA)	ADAMS Code	Urine						Blood						Total Samples	% AAF
		IC Samples	ATF	AAF	IC Samples	ATF	AAF	IC Samples	ATF	AAF	IC Samples	ATF	AAF		
International Federation of Sleddog Sports	IFSS	9	-	-	-	-	-	-	-	-	-	-	-	9	0%
		9	-	-	-	-	-	-	-	-	-	-	-	9	

Table 112: AIMS Sport - Soft Tennis

Testing Authority (TA)	ADAMS Code	Urine						Blood						Total Samples	% AAF
		IC Samples	ATF	AAF	IC Samples	ATF	AAF	IC Samples	ATF	AAF	IC Samples	ATF	AAF		
Japan Anti-Doping Agency	JADA	39	-	-	18	-	-	-	-	-	-	-	-	57	0%
National Anti Doping Agency -India	IND-NADO	-	-	-	27	-	1	-	-	-	-	-	-	27	4%
Olympic Council of Asia	OCA	16	-	1	-	-	-	-	-	-	-	-	-	16	6%
Korea Anti-Doping Agency	KADA	4	-	-	6	-	-	-	-	-	-	-	-	10	0%
Chinese Anti-Doping Agency	CHINADA	-	-	-	10	-	-	-	-	-	-	-	-	10	0%
Chinese Taipei Anti-Doping Agency	CTADA	-	-	-	8	-	-	-	-	-	-	-	-	8	0%
Sports Authority of Thailand	THA-NADO	4	-	-	-	-	-	-	-	-	-	-	-	4	0%
		63	-	1	69	-	1	-	-	-	-	-	-	132	

Table 113: IPC Sport - Aquatics - IPC Swimming

Testing Authority (TA)	ADAMS Code	Urine						Blood						Total Samples	% AAF
		IC			OOC			IC			OOC				
		Samples	ATF	AAF	Samples	ATF	AAF	Samples	ATF	AAF	Samples	ATF	AAF		
Sports Authority of Thailand	THA-NADO	9	-	-	84	-	-	-	-	-	-	-	-	93	0.0%
International Paralympic Committee	IPC	75	-	1	6	-	-	-	-	-	-	-	-	81	1.2%
Russian National Anti-Doping Organization	RUSADA	35	-	-	33	-	-	-	-	-	-	-	-	68	0.0%
Asian Paralympic Committee	APC	51	1	-	-	-	-	6	-	-	-	-	-	57	0.0%
US Anti-Doping Agency	USADA	3	-	-	31	-	-	-	-	-	-	-	-	34	0.0%
Brazilian Paralympic Committee	CPB	30	-	1	1	-	-	-	-	-	-	-	-	31	3.2%
Kazakhstan National Anti-Doping Centre	KAZ-NADO	-	-	-	27	2	-	-	-	-	-	-	-	27	0.0%
Mexican National Commission for Physical Education and Sport	CONADE-MEX	-	-	-	21	-	-	-	-	-	-	-	-	21	0.0%
Swedish Sports Confederation	RF	11	-	1	9	-	-	-	-	-	-	-	-	20	5.0%
Canadian Centre for Ethics in Sport	CCES	4	-	-	14	-	-	-	-	-	-	-	-	18	0.0%
German Disabled Sports Association	GER-NPC	18	-	1	-	-	-	-	-	-	-	-	-	18	5.6%
German National Anti-Doping Agency	NADA	-	-	-	17	-	-	-	-	-	-	-	-	17	0.0%
Hellenic National Council for Combatting Doping	ESKAN	16	-	1	-	-	-	-	-	-	-	-	-	16	6.3%
Italian Paralympic Committee	CIP	15	-	1	-	-	-	-	-	-	-	-	-	15	6.7%
UK Anti-Doping	UKAD	-	-	-	14	-	-	-	-	-	-	-	-	14	0.0%
Netherlands Anti-Doping Authority	ADAN	6	-	-	6	-	-	-	-	-	-	-	-	12	0.0%
Korea Anti-Doping Agency	KADA	5	-	2	7	-	-	-	-	-	-	-	-	12	16.7%
Japan Anti-Doping Agency	JADA	10	-	-	2	-	-	-	-	-	-	-	-	12	0.0%
Irish Sports Council	ISC	-	-	-	11	-	-	-	-	-	-	-	-	11	0.0%
Drug Free Sport New Zealand	DFSNZ	-	-	-	9	-	-	-	-	-	-	-	-	9	0.0%
South American Sports Organization	ODESUR	9	-	-	-	-	-	-	-	-	-	-	-	9	0.0%
I.R Iran National Anti-Doping Organization	IRI-NADO	-	-	-	5	-	-	-	-	-	-	-	-	5	0.0%
National Anti Doping Agency -India	IND-NADO	-	-	-	4	-	-	-	-	-	-	-	-	4	0.0%
Finnish Anti-Doping Agency	FINADA	4	-	-	-	-	-	-	-	-	-	-	-	4	0.0%
Commonwealth Games Federation	CGF	3	-	-	-	-	-	-	-	-	-	-	-	3	0.0%
Anti-Doping Denmark	ADD	-	-	-	2	-	-	-	-	-	-	-	-	2	0.0%
Romanian National Anti-Doping Agency	ANAD-Romania	-	-	-	2	-	-	-	-	-	-	-	-	2	0.0%
Hungarian Anti-Doping Agency	HUNADO	-	-	-	2	-	-	-	-	-	-	-	-	2	0.0%
Colombian NADO	COL-NADO	1	-	-	-	-	-	-	-	-	-	-	-	1	0.0%
Spain National Anti-Doping Agency	ESP-NADO	-	-	-	1	-	-	-	-	-	-	-	-	1	0.0%
Georgian Anti-Doping Agency	GEO-NADO	-	-	-	1	-	-	-	-	-	-	-	-	1	0.0%
NADO Flanders	NADOF	-	-	-	1	-	-	-	-	-	-	-	-	1	0.0%
		305	1	8	310	2	-	6	-	-	-	-	-	621	

Table 114: IPC Sport - Athletics - IPC Athletics

Testing Authority (TA)	ADAMS Code	Urine						Blood						Total Samples	% AAF
		IC			OOC			IC			OOC				
		Samples	ATF	AAF	Samples	ATF	AAF	Samples	ATF	AAF	Samples	ATF	AAF		
International Paralympic Committee	IPC	135	-	5	31	-	-	1	-	-	2	-	-	169	3.0%
Russian National Anti-Doping Organization	RUSADA	25	-	-	90	-	-	-	-	-	-	-	-	115	0.0%
Sports Authority of Thailand	THA-NADO	14	-	-	99	-	-	-	-	-	-	-	-	113	0.0%
Asian Paralympic Committee	APC	83	1	-	-	-	-	9	-	-	-	-	-	92	0.0%
National Anti Doping Agency -India	IND-NADO	27	-	-	41	-	1	-	-	-	-	-	-	68	1.5%
US Anti-Doping Agency	USADA	17	-	-	41	-	-	-	-	-	-	-	-	58	0.0%
Mexican National Commission for Physical Education and Sport	CONADE-MEX	-	-	-	53	1	2	-	-	-	-	-	-	53	3.8%
Canadian Centre for Ethics in Sport	CCES	9	-	-	36	-	-	-	-	-	1	-	-	46	0.0%
Brazilian Paralympic Committee	CPB	36	-	1	3	-	-	-	-	-	-	-	-	39	2.6%
German National Anti-Doping Agency	NADA	-	-	-	37	-	-	-	-	-	-	-	-	37	0.0%
Irish Sports Council	ISC	-	-	-	17	-	-	-	-	-	10	-	-	27	0.0%
United Arab Emirates National Anti-doping Committee	UAE-NADO	24	-	-	1	-	1	-	-	-	-	-	-	25	4.0%
Japan Anti-Doping Agency	JADA	24	-	-	1	-	-	-	-	-	-	-	-	25	0.0%
Hellenic National Council for Combatting Doping	ESKAN	23	-	-	-	-	-	-	-	-	-	-	-	23	0.0%
Kazakhstan National Anti-Doping Centre	KAZ-NADO	-	-	-	22	-	-	-	-	-	-	-	-	22	0.0%
Mexican Paralympic Committee	MEX-PARA	20	-	5	-	-	-	-	-	-	-	-	-	20	25.0%
Antidoping Switzerland	SUI-NADO	11	-	-	7	-	-	-	-	-	-	-	-	18	0.0%
Finnish Anti-Doping Agency	FINADA	6	-	-	11	-	-	-	-	-	-	-	-	17	0.0%
Korea Anti-Doping Agency	KADA	10	-	-	6	-	-	-	-	-	-	-	-	16	0.0%
German Disabled Sports Association	GER-NPC	15	-	4	-	-	-	-	-	-	-	-	-	15	26.7%
UK Anti-Doping	UKAD	-	-	-	13	-	-	-	-	-	-	-	-	13	0.0%
National Anti-Doping Agency of Tunisia	ANAD	4	-	-	7	-	-	-	-	-	-	-	-	11	0.0%
Colombian NADO	COL-NADO	11	-	-	-	-	-	-	-	-	-	-	-	11	0.0%
I.R Iran National Anti-Doping Organization	IRI-NADO	11	-	1	-	-	-	-	-	-	-	-	-	11	9.1%
South American Sports Organization	ODESUR	11	-	-	-	-	-	-	-	-	-	-	-	11	0.0%
Commonwealth Games Federation	CGF	9	-	-	-	-	-	-	-	-	-	-	-	9	0.0%
Spain National Anti-Doping Agency	ESP-NADO	8	-	-	-	-	-	-	-	-	-	-	-	8	0.0%
Swedish Sports Confederation	RF	4	-	-	4	-	1	-	-	-	-	-	-	8	12.5%
Italian Paralympic Committee	CIP	7	-	-	-	-	-	-	-	-	-	-	-	7	0.0%
World Anti-Doping Agency	WADA-AMA	-	-	-	4	-	-	-	-	-	3	-	-	7	0.0%
Romanian National Anti-Doping Agency	ANAD-Romania	-	-	-	7	-	-	-	-	-	-	-	-	7	0.0%
Czech Anti-Doping Committee	CADC	5	-	-	-	-	-	-	-	-	-	-	-	5	0.0%
Hungarian Anti-Doping Agency	HUNADO	-	-	-	5	-	-	-	-	-	-	-	-	5	0.0%
International Wheelchair and Amputee Sports Federation	IWAS	4	-	-	-	-	-	-	-	-	-	-	-	4	0.0%
Bulgarian Anti-doping Center	BUL-NADO	-	-	-	3	-	-	-	-	-	-	-	-	3	0.0%
Anti-Doping Norway	ADN	2	-	-	-	-	-	-	-	-	-	-	-	2	0.0%
Portugal Anti-Doping Agency	ADoP	-	-	-	1	-	-	-	-	-	1	-	-	2	0.0%
Netherlands Anti-Doping Authority	ADAN	-	-	-	2	-	-	-	-	-	-	-	-	2	0.0%
Anti-Doping Denmark	ADD	-	-	-	2	-	-	-	-	-	-	-	-	2	0.0%
Spanish Federation of Sports for Persons with Cerebral Palsy and	ESP-DPC	1	-	-	-	-	-	-	-	-	-	-	-	1	0.0%
NADO Flanders	NADOF	-	-	-	1	-	-	-	-	-	-	-	-	1	0.0%
		556	1	16	545	1	5	10	-	-	17	-	-	1128	

Table 115: IPC Sport - DanceSport - IPC Wheelchair Dance Sport

Testing Authority (TA)	ADAMS Code	Urine						Blood						Total Samples	% AAF
		IC			OOC			IC			OOC				
		Samples	ATF	AAF	Samples	ATF	AAF	Samples	ATF	AAF	Samples	ATF	AAF		
Kazakhstan National Anti-Doping Centre	KAZ-NADO	-	-	-	7	-	-	-	-	-	-	-	-	7	0.0%
Asian Paralympic Committee	APC	5	-	-	-	-	-	-	-	-	-	-	-	5	0.0%
International Paralympic Committee	IPC	5	-	-	-	-	-	-	-	-	-	-	-	5	0.0%
Chinese Taipei Anti-Doping Agency	CTADA	-	-	-	2	-	-	-	-	-	-	-	-	2	0.0%
Korea Anti-Doping Agency	KADA	-	-	-	2	-	-	-	-	-	-	-	-	2	0.0%
		10	-	-	11	-	-	-	-	-	-	-	-	21	

Table 116: IPC Sport - IPC Ice Sledge Hockey

Testing Authority (TA)	ADAMS Code	Urine						Blood						Total Samples	% AAF
		IC			OOC			IC			OOC				
		Samples	ATF	AAF	Samples	ATF	AAF	Samples	ATF	AAF	Samples	ATF	AAF		
International Paralympic Committee	IPC	42	-	1	41	-	1	8	-	-	8	-	-	99	2.0%
US Anti-Doping Agency	USADA	-	-	-	23	-	-	-	-	-	-	-	-	23	0.0%
Canadian Centre for Ethics in Sport	CCES	-	-	-	21	-	-	-	-	-	-	-	-	21	0.0%
Russian National Anti-Doping Organization	RUSADA	-	-	-	19	1	-	-	-	-	1	-	-	20	0.0%
Italian Paralympic Committee	CIP	-	-	-	5	-	-	-	-	-	-	-	-	5	0.0%
Swedish Sports Confederation	RF	4	-	-	-	-	-	-	-	-	-	-	-	4	0.0%
Korea Anti-Doping Agency	KADA	4	-	-	-	-	-	-	-	-	-	-	-	4	0.0%
Japan Anti-Doping Agency	JADA	-	-	-	1	-	-	-	-	-	-	-	-	1	0.0%
		50	-	1	110	1	1	8	-	-	9	-	-	177	

Table 117: IPC Sport - IPC Powerlifting

Testing Authority (TA)	ADAMS Code	Urine						Blood						Total Samples	% AAF
		IC			OOC			IC			OOC				
		Samples	ATF	AAF	Samples	ATF	AAF	Samples	ATF	AAF	Samples	ATF	AAF		
International Paralympic Committee	IPC	64	-	3	48	-	3	-	-	-	18	-	-	130	5%
Russian National Anti-Doping Organization	RUSADA	20	-	-	58	-	1	10	-	-	24	-	-	112	1%
Brazilian Paralympic Committee	CPB	60	-	1	-	-	-	-	-	-	-	-	-	60	2%
Asian Paralympic Committee	APC	47	-	-	-	-	-	5	-	-	-	-	-	52	0%
United Arab Emirates National Anti-doping Committee	UAE-NADO	24	-	1	-	-	-	-	-	-	-	-	-	24	4%
US Anti-Doping Agency	USADA	13	-	-	10	-	1	-	-	-	-	-	-	23	4%
World Anti-Doping Agency	WADA-AMA	-	-	-	14	-	-	-	-	-	4	-	-	18	0%
Brazilian Paralympic Committee	CPB	16	-	1	-	-	-	-	-	-	-	-	-	16	6%
UK Anti-Doping	UKAD	-	-	-	12	-	-	-	-	-	-	-	-	12	0%
Kazakhstan National Anti-Doping Centre	KAZ-NADO	-	-	-	12	-	-	-	-	-	-	-	-	12	0%
Korea Anti-Doping Agency	KADA	7	-	-	4	-	-	-	-	-	-	-	-	11	0%
Mexican National Commission for Physical Education and Sport	CONADE-MEX	-	-	-	8	-	2	-	-	-	-	-	-	8	25%
Irish Sports Council	ISC	-	-	-	3	-	-	-	-	-	5	-	-	8	0%
National Anti Doping Agency -India	IND-NADO	-	-	-	4	-	-	-	-	-	-	-	-	4	0%
Netherlands Anti-Doping Authority	ADAN	-	-	-	4	-	-	-	-	-	-	-	-	4	0%
Commonwealth Games Federation	CGF	3	-	-	-	-	-	-	-	-	-	-	-	3	0%
International Wheelchair and Amputee Sports Federation	IWAS	3	-	-	-	-	-	-	-	-	-	-	-	3	0%
Japan Anti-Doping Agency	JADA	2	-	-	-	-	-	-	-	-	-	-	-	2	0%
Eastern Europe RADO	E-EUR-RADO	-	-	-	2	-	-	-	-	-	-	-	-	2	0%
Turkish NOC- Anti-Doping Commission	TUR-NADO	-	-	-	2	-	-	-	-	-	-	-	-	2	0%
I.R Iran National Anti-Doping Organization	IRI-NADO	-	-	-	2	-	1	-	-	-	-	-	-	2	50%
Hungarian Anti-Doping Agency	HUNADO	-	-	-	1	-	-	-	-	-	-	-	-	1	0%
Finnish Anti-Doping Agency	FINADA	-	-	-	1	-	-	-	-	-	-	-	-	1	0%
International Powerlifting Federation	IPF	-	-	-	1	-	-	-	-	-	-	-	-	1	0%
South American Sports Organization	ODESUR	1	-	1	-	-	-	-	-	-	-	-	-	1	100%
		260	-	7	186	-	8	15	-	-	51	-	-	512	

Table 118: IPC Sport - IPC Shooting

Testing Authority (TA)	ADAMS Code	Urine						Blood						Total Samples	% AAF
		IC			OOC			IC			OOC				
		Samples	ATF	AAF	Samples	ATF	AAF	Samples	ATF	AAF	Samples	ATF	AAF		
International Paralympic Committee	IPC	33	-	1	-	-	-	-	-	-	-	-	-	33	3.0%
Sports Authority of Thailand	THA-NADO	9	-	-	13	-	-	-	-	-	-	-	-	22	0.0%
German Disabled Sports Association	GER-NPC	18	-	1	-	-	-	-	-	-	-	-	-	18	5.6%
German National Anti-Doping Agency	NADA	9	-	-	9	-	-	-	-	-	-	-	-	18	0.0%
Korea Anti-Doping Agency	KADA	2	-	-	7	-	-	-	-	-	-	-	-	9	0.0%
Asian Paralympic Committee	APC	8	-	-	-	-	-	-	-	-	-	-	-	8	0.0%
US Anti-Doping Agency	USADA	-	-	-	4	-	-	-	-	-	-	-	-	4	0.0%
Czech Anti-Doping Committee	CADC	3	-	1	-	-	-	-	-	-	-	-	-	3	33.3%
Kazakhstan National Anti-Doping Centre	KAZ-NADO	-	-	-	3	-	-	-	-	-	-	-	-	3	0.0%
Japan Anti-Doping Agency	JADA	1	-	-	-	-	-	-	-	-	-	-	-	1	0.0%
		83	-	3	36	-	-	-	-	-	-	-	-	119	

Table 119: IPC Sport - Skiing

IPC Alpine		Urine						Blood						Total Samples	% AAF
		IC			OOO			IC			OOO				
Testing Authority (TA)	ADAMS Code	Samples	ATF	AAF	Samples	ATF	AAF	Samples	ATF	AAF	Samples	ATF	AAF		
International Paralympic Committee	IPC	100	1	4	49	1	2	6	-	-	10	-	-	165	3.6%
Canadian Centre for Ethics in Sport	CCES	10	-	-	27	-	-	-	-	-	-	-	-	37	0.0%
US Anti-Doping Agency	USADA	-	-	-	37	-	1	-	-	-	-	-	-	37	2.7%
Russian National Anti-Doping Organization	RUSADA	-	-	-	18	-	-	-	-	-	-	-	-	18	0.0%
National Anti-Doping Agency Austria GmbH	NADA Austria	-	-	-	15	-	-	-	-	-	-	-	-	15	0.0%
German National Anti-Doping Agency	NADA	-	-	-	11	-	-	-	-	-	2	-	-	13	0.0%
UK Anti-Doping	UKAD	-	-	-	10	-	-	-	-	-	-	-	-	10	0.0%
French Anti-Doping Agency	AFLD-NADO	-	-	-	8	-	-	-	-	-	-	-	-	8	0.0%
Netherlands Anti-Doping Authority	ADAN	-	-	-	8	-	-	-	-	-	-	-	-	8	0.0%
Italian Paralympic Committee	CIP	6	-	-	-	-	-	-	-	-	-	-	-	6	0.0%
Antidoping Switzerland	SUI-NADO	5	-	-	1	-	-	-	-	-	-	-	-	6	0.0%
Japan Anti-Doping Agency	JADA	5	-	-	-	-	-	-	-	-	-	-	-	5	0.0%
NADO Flanders	NADOF	-	-	-	2	-	-	-	-	-	-	-	-	2	0.0%
Hungarian Anti-Doping Agency	HUNADO	-	-	-	2	-	-	-	-	-	-	-	-	2	0.0%
Korea Anti-Doping Agency	KADA	2	-	-	-	-	-	-	-	-	-	-	-	2	0.0%
Croatian Institute for Toxicology and Anti-Doping	CITA	-	-	-	1	-	-	-	-	-	-	-	-	1	0.0%
Drug Free Sport New Zealand	DFSNZ	-	-	-	1	-	-	-	-	-	-	-	-	1	0.0%
		128	1	4	190	1	3	6	-	-	12	-	-	336	

IPC Biathlon		Urine						Blood						Total Samples	% AAF
		IC			OOO			IC			OOO				
Testing Authority (TA)	ADAMS Code	Samples	ATF	AAF	Samples	ATF	AAF	Samples	ATF	AAF	Samples	ATF	AAF		
International Paralympic Committee	IPC	39	-	-	32	-	-	5	-	-	12	-	-	88	0.0%
Russian National Anti-Doping Organization	RUSADA	-	-	-	32	-	-	-	-	-	-	-	-	32	0.0%
Italian Paralympic Committee	CIP	-	-	-	5	-	-	-	-	-	1	-	-	6	0.0%
Anti-Doping Norway	ADN	-	-	-	5	-	-	-	-	-	-	-	-	5	0.0%
French Anti-Doping Agency	AFLD-NADO	-	-	-	4	-	-	-	-	-	-	-	-	4	0.0%
US Anti-Doping Agency	USADA	-	-	-	1	-	-	-	-	-	-	-	-	1	0.0%
German National Anti-Doping Agency	NADA	-	-	-	1	-	-	-	-	-	-	-	-	1	0.0%
		39	-	-	80	-	-	5	-	-	13	-	-	137	

IPC Nordic Cross-Country		Urine						Blood						Total Samples	% AAF
		IC			OOO			IC			OOO				
Testing Authority (TA)	ADAMS Code	Samples	ATF	AAF	Samples	ATF	AAF	Samples	ATF	AAF	Samples	ATF	AAF		
International Paralympic Committee	IPC	55	-	1	85	-	-	6	-	-	22	-	-	168	0.6%
Canadian Centre for Ethics in Sport	CCES	-	-	-	21	-	-	-	-	-	-	-	-	21	0.0%
German National Anti-Doping Agency	NADA	-	-	-	9	-	-	-	-	-	2	-	-	11	0.0%
Anti-Doping Norway	ADN	-	-	-	8	-	-	-	-	-	-	-	-	8	0.0%
Finnish Anti-Doping Agency	FINADA	-	-	-	6	-	-	-	-	-	-	-	-	6	0.0%
German Disabled Sports Association	GER-NPC	5	-	-	-	-	-	-	-	-	-	-	-	5	0.0%
Japan Anti-Doping Agency	JADA	3	-	1	2	-	-	-	-	-	-	-	-	5	20.0%
Swedish Sports Confederation	RF	-	-	-	4	-	-	-	-	-	-	-	-	4	0.0%
US Anti-Doping Agency	USADA	-	-	-	2	-	-	-	-	-	-	-	-	2	0.0%
National Anti Doping Agency -India	IND-NADO	2	-	-	-	-	-	-	-	-	-	-	-	2	0.0%
		65	-	2	137	-	-	6	-	-	24	-	-	232	

Para-Snowboard		Urine						Blood						Total Samples	% AAF
		IC			OOO			IC			OOO				
Testing Authority (TA)	ADAMS Code	Samples	ATF	AAF	Samples	ATF	AAF	Samples	ATF	AAF	Samples	ATF	AAF		
International Paralympic Committee	IPC	13	-	-	1	-	-	-	-	-	-	-	-	14	0.0%
US Anti-Doping Agency	USADA	-	-	-	5	-	-	-	-	-	-	-	-	5	0.0%
Canadian Centre for Ethics in Sport	CCES	2	-	-	3	-	-	-	-	-	-	-	-	5	0.0%
Russian National Anti-Doping Organization	RUSADA	-	-	-	3	-	-	-	-	-	-	-	-	3	0.0%
Italian Paralympic Committee	CIP	-	-	-	3	-	-	-	-	-	-	-	-	3	0.0%
French Anti-Doping Agency	AFLD-NADO	-	-	-	2	-	-	-	-	-	-	-	-	2	0.0%
German National Anti-Doping Agency	NADA	-	-	-	1	-	-	-	-	-	-	-	-	1	0.0%
Finnish Anti-Doping Agency	FINADA	-	-	-	1	-	-	-	-	-	-	-	-	1	0.0%
		15	-	-	19	-	-	-	-	-	-	-	-	34	

Table 120: Sports for Athletes with an Impairment - Aquatics (CISS, IBSA, INAS)

Testing Authority (TA)	ADAMS Code	Urine						Blood						Total Samples	% AAF
		IC			OOC			IC			OOC				
		Samples	ATF	AAF	Samples	ATF	AAF	Samples	ATF	AAF	Samples	ATF	AAF		
Russian National Anti-Doping Organization	RUSADA	45	-	-	24	-	-	-	-	-	-	-	-	69	0.0%
European Deaf Sport Organization	EDSO	5	-	-	-	-	-	-	-	-	-	-	-	5	0.0%
International Sports Federation for Athletes with an Intellectual Disability	INASFID	1	-	-	-	-	-	-	-	-	-	-	-	1	0.0%
		51	0	0	24	0	0	0	0	0	0	0	75		

Table 121: Sports for Athletes with an Impairment - Archery (Para-Archery)

Testing Authority (TA)	ADAMS Code	Urine						Blood						Total Samples	% AAF
		IC			OOC			IC			OOC				
		Samples	ATF	AAF	Samples	ATF	AAF	Samples	ATF	AAF	Samples	ATF	AAF		
Sports Authority of Thailand	THA-NADO	13	-	1	18	-	-	-	-	-	-	-	-	31	3%
Archery Europe/Mediterranean	EMAU	13	-	-	-	-	-	-	-	-	-	-	-	13	0%
Asian Paralympic Committee	APC	11	-	-	-	-	-	-	-	-	-	-	-	11	0.0%
US Anti-Doping Agency	USADA	-	-	-	9	-	-	-	-	-	-	-	-	9	0.0%
German Disabled Sports Association	GER-NPC	7	-	-	-	-	-	-	-	-	-	-	-	7	0.0%
Korea Anti-Doping Agency	KADA	2	-	-	4	-	1	-	-	-	-	-	-	6	16.7%
Antidoping Switzerland	SUI-NADO	4	-	2	-	-	-	-	-	-	-	-	-	4	50.0%
World Archery Federation	WA	-	-	-	1	-	-	-	-	-	-	-	-	1	0.0%
		50	0	3	32	0	1	0	0	0	0	0	82		

Table 122: Sports for Athletes with an Impairment - Arm Wrestling (Para-Arm Wrestling)

Testing Authority (TA)	ADAMS Code	Urine						Blood						Total Samples	% AAF
		IC			OOC			IC			OOC				
		Samples	ATF	AAF	Samples	ATF	AAF	Samples	ATF	AAF	Samples	ATF	AAF		
Russian National Anti-Doping Organization	RUSADA	18	-	3	-	-	-	-	-	-	-	-	-	18	16.7%
		18	0	3	0	0	0	0	0	0	0	0	18		

Table 123: Sports for Athletes with an Impairment - Athletics (CISS, CSPIRA, IBSA, INAS)

Testing Authority (TA)	ADAMS Code	Urine						Blood						Total Samples	% AAF
		IC			OOC			IC			OOC				
		Samples	ATF	AAF	Samples	ATF	AAF	Samples	ATF	AAF	Samples	ATF	AAF		
Russian National Anti-Doping Organization	RUSADA	80	-	-	50	-	-	-	-	-	-	-	-	130	0.0%
International Sports Federation for Athletes with an Intellectual Disability	INASFID	6	-	-	-	-	-	-	-	-	-	-	-	6	0.0%
National Anti-Doping Agency Austria GmbH	NADA Austria	-	-	-	3	-	-	-	-	-	-	-	-	3	0.0%
Spain National Anti-Doping Agency	ESP-NADO	-	-	-	1	-	-	-	-	-	-	-	-	1	0.0%
Japan Anti-Doping Agency	JADA	-	-	-	1	-	-	-	-	-	-	-	-	1	0.0%
		86	0	0	55	0	0	0	0	0	0	0	141		

Table 124: Sports for Athletes with an Impairment - Badminton (Para-Badminton, CISS Badminton)

Testing Authority (TA)	ADAMS Code	Urine						Blood						Total Samples	% AAF
		IC			OOC			IC			OOC				
		Samples	ATF	AAF	Samples	ATF	AAF	Samples	ATF	AAF	Samples	ATF	AAF		
Sports Authority of Thailand	THA-NADO	-	-	-	16	-	-	-	-	-	-	-	-	16	0.0%
Asian Paralympic Committee	APC	8	-	-	-	-	-	-	-	-	-	-	-	8	0.0%
National Anti Doping Agency -India	IND-NADO	-	-	-	8	-	-	-	-	-	-	-	-	8	0.0%
Korea Anti-Doping Agency	KADA	4	-	-	4	-	-	-	-	-	-	-	-	8	0.0%
German National Anti-Doping Agency	NADA	-	-	-	6	-	-	-	-	-	-	-	-	6	0.0%
Badminton World Federation	BWF	5	-	-	-	-	-	-	-	-	-	-	-	5	0.0%
Antidoping Switzerland	SUI-NADO	4	-	-	-	-	-	-	-	-	-	-	-	4	0.0%
		21	0	0	34	0	0	0	0	0	0	0	55		

Table 125: Sports for Athletes with an Impairment - Basketball (Wheelchair Basketball, CISS basketball)

Testing Authority (TA)	ADAMS Code	Urine						Blood						Total Samples	% AAF
		IC Samples	ATF	AAF	OOC Samples	ATF	AAF	IC Samples	ATF	AAF	OOC Samples	ATF	AAF		
US Anti-Doping Agency	USADA	-	-	-	45	-	1	-	-	-	-	-	-	45	2.2%
Sports Authority of Thailand	THA-NADO	8	-	-	24	-	-	-	-	-	-	-	-	32	0.0%
International Wheelchair Basketball Federation	IWBF	24	-	-	-	-	-	-	-	-	-	-	-	24	0.0%
Mexican National Commission for Physical Education and Sport	CONADE-MEX	-	-	-	23	-	5	-	-	-	-	-	-	23	21.7%
German National Anti-Doping Agency	NADA	-	-	-	21	-	-	-	-	-	-	-	-	21	0.0%
Italian Paralympic Committee	CIP	-	-	-	13	-	-	-	-	-	-	-	-	13	0.0%
Colombian NADO	COL-NADO	1	-	-	12	-	-	-	-	-	-	-	-	13	0.0%
International Committee of Sports for the Deaf	ICSF	12	-	-	-	-	-	-	-	-	-	-	-	12	0.0%
Korea Anti-Doping Agency	KADA	4	-	-	5	-	-	-	-	-	-	-	-	9	0.0%
Asian Paralympic Committee	APC	8	-	-	-	-	-	-	-	-	-	-	-	8	0.0%
Japan Anti-Doping Agency	JADA	6	-	-	-	-	-	-	-	-	-	-	-	6	0.0%
Canadian Centre for Ethics in Sport	CCES	6	-	1	-	-	-	-	-	-	-	-	-	6	16.7%
UK Anti-Doping	UKAD	6	-	-	-	-	-	-	-	-	-	-	-	6	0.0%
Chinese Anti-Doping Agency	CHINADA	4	-	-	2	-	-	-	-	-	-	-	-	6	0.0%
National Anti-Doping Agency Austria GmbH	NADA Austria	4	-	1	-	-	-	-	-	-	-	-	-	4	25.0%
International Paralympic Committee	IPC	4	-	-	-	-	-	-	-	-	-	-	-	4	0.0%
		87	0	2	145	0	6	0	0	0	0	0	0	232	

Table 126: Sports for Athletes with an Impairment - Boccia (Para-Boccia)

Testing Authority (TA)	ADAMS Code	Urine						Blood						Total Samples	% AAF
		IC Samples	ATF	AAF	OOC Samples	ATF	AAF	IC Samples	ATF	AAF	OOC Samples	ATF	AAF		
Sports Authority of Thailand	THA-NADO	-	-	-	19	-	-	-	-	-	-	-	-	19	0.0%
Turkish NOC- Anti-Doping Commission	TUR-NADO	10	1	-	-	-	-	-	-	-	-	-	-	10	0.0%
US Anti-Doping Agency	USADA	-	-	-	9	-	-	-	-	-	-	-	-	9	0.0%
Portugal Anti-Doping Agency	ADoP	8	-	-	-	-	-	-	-	-	-	-	-	8	0.0%
Spain National Anti-Doping Agency	ESP-NADO	6	-	-	-	-	-	-	-	-	-	-	-	6	0.0%
Chinese Anti-Doping Agency	CHINADA	4	-	-	1	-	-	-	-	-	-	-	-	5	0.0%
Boccia International Sports Federation	BisFed	5	-	-	-	-	-	-	-	-	-	-	-	5	0.0%
Netherlands Anti-Doping Authority	ADAN	-	-	-	5	-	-	-	-	-	-	-	-	5	0.0%
Asian Paralympic Committee	APC	4	-	-	-	-	-	-	-	-	-	-	-	4	0.0%
Korea Anti-Doping Agency	KADA	-	-	-	4	-	-	-	-	-	-	-	-	4	0.0%
International Paralympic Committee	IPC	2	-	-	-	-	-	-	-	-	-	-	-	2	0.0%
		39	1	0	38	0	0	0	0	0	0	0	0	77	

Table 127: Sports for Athletes with an Impairment - Bowls (Para-Bowls)

Testing Authority (TA)	ADAMS Code	Urine						Blood						Total Samples	% AAF
		IC Samples	ATF	AAF	OOC Samples	ATF	AAF	IC Samples	ATF	AAF	OOC Samples	ATF	AAF		
Asian Paralympic Committee	APC	4	-	-	-	-	-	-	-	-	-	-	-	4	0.0%
Commonwealth Games Federation	CGF	2	-	1	-	-	-	-	-	-	-	-	-	2	50.0%
		6	0	1	0	0	0	0	0	0	0	0	0	6	

Table 128: Sports for Athletes with an Impairment - Canoe / Kayak (Para-Canoe Sprint)

Testing Authority (TA)	ADAMS Code	Urine						Blood						Total Samples	% AAF
		IC Samples	ATF	AAF	OOC Samples	ATF	AAF	IC Samples	ATF	AAF	OOC Samples	ATF	AAF		
Russian National Anti-Doping Organization	RUSADA	15	-	-	20	-	-	-	-	-	-	-	-	35	0.0%
German National Anti-Doping Agency	NADA	-	-	-	8	-	-	-	-	-	-	-	-	8	0.0%
Hungarian Anti-Doping Agency	HUNADO	-	-	-	4	-	-	-	-	-	-	-	-	4	0.0%
International Canoe Federation	ICF	4	-	1	-	-	-	-	-	-	-	-	-	4	25.0%
Irish Sports Council	ISC	-	-	-	2	-	-	-	-	-	-	-	-	2	0.0%
		19	0	1	34	0	0	0	0	0	0	0	0	53	

Table 129: Sports for Athletes with an Impairment - Curling (Para-Curling, CISS Curling)

Testing Authority (TA)	ADAMS Code	Urine						Blood						Total Samples	% AAF
		IC Samples	ATF	AAF	OOC Samples	ATF	AAF	IC Samples	ATF	AAF	OOC Samples	ATF	AAF		
Russian National Anti-Doping Organization	RUSADA	8	-	-	30	-	-	-	-	-	-	-	-	38	0.0%
International Paralympic Committee	IPC	20	-	1	-	-	-	-	-	-	-	-	-	20	5.0%
US Anti-Doping Agency	USADA	6	-	-	11	-	-	-	-	-	-	-	-	17	0.0%
World Curling Federation	WCF	-	-	-	9	-	2	-	-	-	-	-	-	9	22.2%
Chinese Anti-Doping Agency	CHINADA	-	-	-	5	-	-	-	-	-	-	-	-	5	0.0%
Korea Anti-Doping Agency	KADA	5	-	-	-	-	-	-	-	-	-	-	-	5	0.0%
Canadian Centre for Ethics in Sport	CCES	1	-	-	2	-	-	-	-	-	-	-	-	3	0.0%
		40	0	1	57	0	2	0	0	0	0	0	0	97	

Table 130: Sports for Athletes with an Impairment - Cycling (Para-Cycling, CISS Cycling)

Testing Authority (TA)	ADAMS Code	Urine						Blood						Total Samples	% AAF
		IC			OOC			IC			OOC				
		Samples	ATF	AAF	Samples	ATF	AAF	Samples	ATF	AAF	Samples	ATF	AAF		
International Cycling Union	UCI	83	5	4	3	-	-	-	-	-	-	-	-	86	4.7%
US Anti-Doping Agency	USADA	-	-	-	44	-	-	-	-	-	-	-	-	44	0.0%
Russian National Anti-Doping Organization	RUSADA	41	-	-	-	-	-	-	-	-	-	-	-	41	0.0%
Italian Paralympic Committee	CIP	37	-	1	3	-	-	-	-	-	-	-	-	40	2.5%
German National Anti-Doping Agency	NADA	-	-	-	24	-	-	-	-	-	-	-	-	24	0.0%
Irish Sports Council	ISC	-	-	-	12	-	-	-	-	-	8	-	-	20	0.0%
Canadian Centre for Ethics in Sport	CCES	4	-	-	16	-	-	-	-	-	-	-	-	20	0.0%
Asian Paralympic Committee	APC	14	-	-	-	-	-	4	-	-	-	-	-	18	0.0%
Colombian NADO	COL-NADO	11	-	1	1	1	-	-	-	-	-	-	-	12	8.3%
Hellenic National Council for Combatting Doping	ESKAN	12	-	1	-	-	-	-	-	-	-	-	-	12	8.3%
Korea Anti-Doping Agency	KADA	4	-	-	7	-	-	-	-	-	-	-	-	11	0.0%
Netherlands Anti-Doping Authority	ADAN	-	-	-	11	-	-	-	-	-	-	-	-	11	0.0%
German Disabled Sports Association	GER-NPC	9	-	1	-	-	-	-	-	-	-	-	-	9	11.1%
NADO Flanders	NADOF	-	-	-	9	-	-	-	-	-	-	-	-	9	0.0%
Spain National Anti-Doping Agency	ESP-NADO	7	-	-	1	1	-	-	-	-	-	-	-	8	0.0%
French Community of Belgium NADO	BEL-CFWB	-	-	-	5	-	-	-	-	-	-	-	-	5	0.0%
UK Anti-Doping	UKAD	-	-	-	2	-	-	-	-	-	-	-	-	2	0.0%
Commonwealth Games Federation	CGF	2	-	-	-	-	-	-	-	-	-	-	-	2	0.0%
Antidoping Switzerland	SUI-NADO	-	-	-	2	-	-	-	-	-	-	-	-	2	0.0%
National Anti-Doping Agency Austria GmbH	NADA Austria	-	-	-	2	-	-	-	-	-	-	-	-	2	0.0%
Japan Anti-Doping Agency	JADA	-	-	-	1	-	-	-	-	-	-	-	-	1	0.0%
Anti-Doping Norway	ADN	-	-	-	1	-	-	-	-	-	-	-	-	1	0.0%
Czech Anti-Doping Committee	CADC	1	-	-	-	-	-	-	-	-	-	-	-	1	0.0%
Finnish Anti-Doping Agency	FINADA	-	-	-	1	-	-	-	-	-	-	-	-	1	0.0%
		225	5	8	145	2	0	4	0	0	8	0	0	382	

Table 131: Sports for Athletes with an Impairment - Equestrian (Para-Equestrian)

Testing Authority (TA)	ADAMS Code	Urine						Blood						Total Samples	% AAF
		IC			OOC			IC			OOC				
		Samples	ATF	AAF	Samples	ATF	AAF	Samples	ATF	AAF	Samples	ATF	AAF		
International Equestrian Federation	FEI	10	-	-	-	-	-	-	-	-	-	-	-	10	0.0%
US Anti-Doping Agency	USADA	4	-	-	4	-	2	-	-	-	-	-	-	8	25.0%
German National Anti-Doping Agency	NADA	-	-	-	8	-	-	-	-	-	-	-	-	8	0.0%
Canadian Centre for Ethics in Sport	CCES	4	-	-	-	-	-	-	-	-	-	-	-	4	0.0%
		18	0	0	12	0	2	0	0	0	0	0	0	30	

Table 132: Sports for Athletes with an Impairment - Fencing (Wheelchair Fencing)

Testing Authority (TA)	ADAMS Code	Urine						Blood						Total Samples	% AAF
		IC			OOC			IC			OOC				
		Samples	ATF	AAF	Samples	ATF	AAF	Samples	ATF	AAF	Samples	ATF	AAF		
International Wheelchair and Amputee Sports Federation	IWAS	37	-	-	2	-	-	-	-	-	-	-	-	39	0.0%
Sports Authority of Thailand	THA-NADO	6	-	-	8	-	-	-	-	-	-	-	-	14	0.0%
Hungarian Anti-Doping Agency	HUNADO	6	-	1	3	-	-	-	-	-	-	-	-	9	11.1%
Asian Paralympic Committee	APC	9	-	-	-	-	-	-	-	-	-	-	-	9	0.0%
Korea Anti-Doping Agency	KADA	2	-	-	2	-	-	-	-	-	-	-	-	4	0.0%
Chinese Anti-Doping Agency	CHINADA	-	-	-	3	-	-	-	-	-	-	-	-	3	0.0%
National Anti Doping Agency -India	IND-NADO	-	-	-	2	-	-	-	-	-	-	-	-	2	0.0%
US Anti-Doping Agency	USADA	-	-	-	1	-	-	-	-	-	-	-	-	1	0.0%
German National Anti-Doping Agency	NADA	-	-	-	1	-	-	-	-	-	-	-	-	1	0.0%
		60	0	1	22	0	0	0	0	0	0	0	0	82	

Table 133: Sports for Athletes with an Impairment - Field Hockey (IWAS Powerchair Hockey)

Testing Authority (TA)	ADAMS Code	Urine						Blood						Total Samples	% AAF
		IC			OOC			IC			OOC				
		Samples	ATF	AAF	Samples	ATF	AAF	Samples	ATF	AAF	Samples	ATF	AAF		
International Wheelchair and Amputee Sports Federation	IWAS	13	-	-	-	-	-	-	-	-	-	-	-	13	0.0%
		13	0	0	0	0	0	0	0	0	0	0	0	13	

Table 134: Sports for Athletes with an Impairment - Football (CISS)

Testing Authority (TA)	ADAMS Code	Urine						Blood						Total Samples	% AAF
		IC			OOC			IC			OOC				
		Samples	ATF	AAF	Samples	ATF	AAF	Samples	ATF	AAF	Samples	ATF	AAF		
Brazilian Paralympic Committee	CPB	9	-	-	-	-	-	-	-	-	-	-	-	9	0.0%
Turkish NOC- Anti-Doping Commission	TUR-NADO	8	-	-	-	-	-	-	-	-	-	-	-	8	0.0%
Bulgarian Deaf Sports Federation	BUL-CISS	4	-	-	-	-	-	-	-	-	-	-	-	4	0.0%
German National Anti-Doping Agency	NADA	4	-	-	-	-	-	-	-	-	-	-	-	4	0.0%
		25	0	0	0	0	0	0	0	0	0	0	0	25	

Table 135: Sports for Athletes with an Impairment - Football 5-a-Side

Testing Authority (TA)	ADAMS Code	Urine						Blood						Total Samples	% AAF
		IC			OOC			IC			OOC				
		Samples	ATF	AAF	Samples	ATF	AAF	Samples	ATF	AAF	Samples	ATF	AAF		
Asian Paralympic Committee	APC	8	-	-	-	-	-	-	-	-	-	-	-	8	0.0%
Russian National Anti-Doping Organization	RUSADA	8	-	-	-	-	-	-	-	-	-	-	-	8	0.0%
International Blind Sport Association	IBSA	7	-	-	-	-	-	-	-	-	-	-	-	7	0.0%
Spain National Anti-Doping Agency	ESP-NADO	4	-	-	1	-	-	-	-	-	-	-	-	5	0.0%
Korea Anti-Doping Agency	KADA	-	-	-	4	-	-	-	-	-	-	-	-	4	0.0%
International Paralympic Committee	IPC	1	-	-	-	-	-	-	-	-	-	-	-	1	0.0%
		28	0	0	5	0	0	0	0	0	0	0	0	33	

Table 136: Sports for Athletes with an Impairment - Football 7-a-Side

Testing Authority (TA)	ADAMS Code	Urine						Blood						Total Samples	% AAF
		IC			OOC			IC			OOC				
		Samples	ATF	AAF	Samples	ATF	AAF	Samples	ATF	AAF	Samples	ATF	AAF		
Russian National Anti-Doping Organization	RUSADA	-	-	-	10	-	-	-	-	-	-	-	-	10	0.0%
Asian Paralympic Committee	APC	8	-	-	-	-	-	-	-	-	-	-	-	8	0.0%
US Anti-Doping Agency	USADA	-	-	-	8	-	-	-	-	-	-	-	-	8	0.0%
Cerebral Palsy International Sports and Recreation Association	CPISRA	6	-	-	1	-	-	-	-	-	-	-	-	7	0.0%
Korea Anti-Doping Agency	KADA	6	-	-	-	-	-	-	-	-	-	-	-	6	0.0%
Spain National Anti-Doping Agency	ESP-NADO	4	-	-	-	-	-	-	-	-	-	-	-	4	0.0%
Oceania RADO	O-RADO	2	-	-	-	-	-	-	-	-	-	-	-	2	0.0%
		26	0	0	19	0	0	0	0	0	0	0	0	45	

Table 137: Sports for Athletes with an Impairment - Goalball

Testing Authority (TA)	ADAMS Code	Urine						Blood						Total Samples	% AAF
		IC			OOC			IC			OOC				
		Samples	ATF	AAF	Samples	ATF	AAF	Samples	ATF	AAF	Samples	ATF	AAF		
Sports Authority of Thailand	THA-NADO	4	-	-	18	-	-	-	-	-	-	-	-	22	0.0%
US Anti-Doping Agency	USADA	-	-	-	21	-	-	-	-	-	-	-	-	21	0.0%
International Blind Sport Association	IBSA	10	-	-	-	-	-	-	-	-	-	-	-	10	0.0%
Japan Anti-Doping Agency	JADA	4	-	-	5	-	-	-	-	-	-	-	-	9	0.0%
Asian Paralympic Committee	APC	8	-	-	-	-	-	-	-	-	-	-	-	8	0.0%
Chinese Anti-Doping Agency	CHINADA	-	-	-	5	-	-	-	-	-	-	-	-	5	0.0%
Spain National Anti-Doping Agency	ESP-NADO	4	-	1	-	-	-	-	-	-	-	-	-	4	25.0%
Canadian Centre for Ethics in Sport	CCES	2	-	-	-	-	-	-	-	-	-	-	-	2	0.0%
Korea Anti-Doping Agency	KADA	-	-	-	2	-	-	-	-	-	-	-	-	2	0.0%
Finnish Anti-Doping Agency	FINADA	-	-	-	2	-	-	-	-	-	-	-	-	2	0.0%
		32	0	1	53	0	0	0	0	0	0	0	0	85	

Table 138: Sports for Athletes with an Impairment - Handball (Para-Handball and CISS)

Testing Authority (TA)	ADAMS Code	Urine						Blood						Total Samples	% AAF
		IC			OOC			IC			OOC				
		Samples	ATF	AAF	Samples	ATF	AAF	Samples	ATF	AAF	Samples	ATF	AAF		
Russian National Anti-Doping Organization	RUSADA	-	-	-	16	-	-	-	-	-	-	-	-	16	0.0%
Colombian NADO	COL-NADO	5	-	-	-	-	-	-	-	-	-	-	-	5	0.0%
Bolivian Sports Organization	ODEBO	4	-	-	-	-	-	-	-	-	-	-	-	4	0.0%
International Committee of Sports for the Deaf	ICSD	3	-	-	-	-	-	-	-	-	-	-	-	3	0.0%
		12	0	0	16	0	0	0	0	0	0	0	0	28	

Table 139: Sports for Athletes with an Impairment - Ice Hockey (CISS)

Testing Authority (TA)	ADAMS Code	Urine						Blood						Total Samples	% AAF
		IC			OOC			IC			OOC				
		Samples	ATF	AAF	Samples	ATF	AAF	Samples	ATF	AAF	Samples	ATF	AAF		
Russian National Anti-Doping Organization	RUSADA	-	-	-	49	-	-	-	-	-	-	-	-	49	0.0%
National Anti-Doping Agency Austria GmbH	NADA Austria	-	-	-	1	-	-	-	-	-	-	-	-	1	0.0%
		0	0	0	50	0	0	0	0	0	0	0	0	50	

Table 140: Sports for Athletes with an Impairment - Judo (Para-Judo)

Testing Authority (TA)	ADAMS Code	Urine						Blood						Total Samples	% AAF
		IC			OOC			IC			OOC				
		Samples	ATF	AAF	Samples	ATF	AAF	Samples	ATF	AAF	Samples	ATF	AAF		
Russian National Anti-Doping Organization	RUSADA	28	-	-	-	-	-	-	-	-	-	-	-	28	0.0%
US Anti-Doping Agency	USADA	-	-	-	16	-	-	-	-	-	-	-	-	16	0.0%
Asian Paralympic Committee	APC	14	-	-	-	-	-	-	-	-	-	-	-	14	0.0%
Spain National Anti-Doping Agency	ESP-NADO	8	-	1	-	-	-	-	-	-	-	-	-	8	12.5%
Sports Authority of Thailand	THA-NADO	-	-	-	7	-	-	-	-	-	-	-	-	7	0.0%
Korea Anti-Doping Agency	KADA	4	-	-	2	-	-	-	-	-	-	-	-	6	0.0%
German Disabled Sports Association	GER-NPC	6	-	-	-	-	-	-	-	-	-	-	-	6	0.0%
Finnish Anti-Doping Agency	FINADA	2	-	-	-	-	-	-	-	-	-	-	-	2	0.0%
I.R Iran National Anti-Doping Organization	IRI-NADO	-	-	-	2	-	-	-	-	-	-	-	-	2	0.0%
Canadian Centre for Ethics in Sport	CCES	-	-	-	1	-	-	-	-	-	-	-	-	1	0.0%
Mexican National Commission for Physical Education and Sport	CONADE-MEX	-	-	-	1	-	-	-	-	-	-	-	-	1	0.0%
German National Anti-Doping Agency	NADA	-	-	-	1	-	-	-	-	-	-	-	-	1	0.0%
National Anti Doping Agency -India	IND-NADO	-	-	-	1	-	1	-	-	-	-	-	-	1	100.0%
International Blind Sport Association	IBSA	-	-	-	1	-	-	-	-	-	-	-	-	1	0.0%
		62	0	1	32	0	1	0	0	0	0	0	0	94	

Table 141: Sports for Athletes with an Impairment - Powerlifting (IBSA)

Testing Authority (TA)	ADAMS Code	Urine						Blood						Total Samples	% AAF
		IC			OOC			IC			OOC				
		Samples	ATF	AAF	Samples	ATF	AAF	Samples	ATF	AAF	Samples	ATF	AAF		
Russian National Anti-Doping Organization	RUSADA	10	-	-	14	-	-	-	-	-	-	-	-	24	0.0%
		10	0	0	14	0	0	0	0	0	0	0	0	24	

Table 142: Sports for Athletes with an Impairment - Rowing (Para-Rowing)

Testing Authority (TA)	ADAMS Code	Urine						Blood						Total Samples	% AAF
		IC			OOC			IC			OOC				
		Samples	ATF	AAF	Samples	ATF	AAF	Samples	ATF	AAF	Samples	ATF	AAF		
US Anti-Doping Agency	USADA	6	-	-	14	-	-	-	-	-	-	-	-	20	0.0%
Asian Paralympic Committee	APC	6	-	-	-	-	-	2	-	-	2	-	-	8	0.0%
Italian Paralympic Committee	CIP	8	-	-	-	-	-	-	-	-	-	-	-	8	0.0%
Korea Anti-Doping Agency	KADA	4	-	-	4	-	-	-	-	-	-	-	-	8	0.0%
German National Anti-Doping Agency	NADA	-	-	-	5	-	-	-	-	-	-	-	-	5	0.0%
Russian National Anti-Doping Organization	RUSADA	-	-	-	5	-	-	-	-	-	-	-	-	5	0.0%
UK Anti-Doping	UKAD	-	-	-	4	-	-	-	-	-	-	-	-	4	0.0%
Czech Anti-Doping Committee	CADC	2	-	-	-	-	-	-	-	-	-	-	-	2	0.0%
		26	0	0	32	0	0	2	0	0	2	0	0	60	

Table 143: Sports for Athletes with an Impairment - Rugby (Wheelchair Rugby)

Testing Authority (TA)	ADAMS Code	Urine						Blood						Total Samples	% AAF
		IC			OOC			IC			OOC				
		Samples	ATF	AAF	Samples	ATF	AAF	Samples	ATF	AAF	Samples	ATF	AAF		
US Anti-Doping Agency	USADA	-	-	-	19	-	-	-	-	-	-	-	-	19	0.0%
International Wheelchair Rugby Federation	IWRF	13	-	-	4	-	-	-	-	-	-	-	-	17	0.0%
Canadian Centre for Ethics in Sport	CCES	6	-	1	9	-	-	-	-	-	-	-	-	15	6.7%
Russian National Anti-Doping Organization	RUSADA	-	-	-	10	-	-	-	-	-	-	-	-	10	0.0%
Japan Anti-Doping Agency	JADA	10	-	2	-	-	-	-	-	-	-	-	-	10	20.0%
Korea Anti-Doping Agency	KADA	4	-	-	4	-	-	-	-	-	-	-	-	8	0.0%
UK Anti-Doping	UKAD	-	-	-	5	-	-	-	-	-	-	-	-	5	0.0%
Brazilian Paralympic Committee	CPB	5	-	-	-	-	-	-	-	-	-	-	-	5	0.0%
Asian Paralympic Committee	APC	4	-	-	-	-	-	-	-	-	-	-	-	4	0.0%
Antidoping Switzerland	SUI-NADO	-	-	-	1	-	-	-	-	-	-	-	-	1	0.0%
		42	0	3	52	0	0	0	0	0	0	0	0	94	

Table 144: Sports for Athletes with an Impairment - Sailing (Para-Sailing)

Testing Authority (TA)	ADAMS Code	Urine						Blood						Total Samples	% AAF
		IC Samples	ATF	AAF	OC Samples	ATF	AAF	IC Samples	ATF	AAF	OC Samples	ATF	AAF		
US Anti-Doping Agency	USADA	-	-	-	9	-	1	-	-	-	-	-	-	9	11.1%
Korea Anti-Doping Agency	KADA	4	-	1	2	-	1	-	-	-	-	-	-	6	33.3%
Asian Paralympic Committee	APC	4	-	-	-	-	-	-	-	-	-	-	-	4	0.0%
International Foundation for Disabled Sailing	IFDS	4	-	-	-	-	-	-	-	-	-	-	-	4	0.0%
Netherlands Anti-Doping Authority	ADAN	-	-	-	1	-	-	-	-	-	-	-	-	1	0.0%
		12	0	1	12	0	2	0	0	0	0	0	0	24	

Table 145: Sports for Athletes with an Impairment - Skiing (Para-Skiing)

Testing Authority (TA)	ADAMS Code	Urine						Blood						Total Samples	% AAF
		IC Samples	ATF	AAF	OC Samples	ATF	AAF	IC Samples	ATF	AAF	OC Samples	ATF	AAF		
Russian National Anti-Doping Organization	RUSADA	10	-	-	108	-	-	-	-	-	-	-	-	118	0.0%
National Anti-Doping Agency Austria GmbH	NADA Austria	-	-	-	2	-	-	-	-	-	-	-	-	2	0.0%
Japan Anti-Doping Agency	JADA	-	-	-	2	-	-	-	-	-	-	-	-	2	0.0%
Spain National Anti-Doping Agency	ESP-NADO	-	-	-	1	-	-	-	-	-	-	-	-	1	0.0%
German National Anti-Doping Agency	NADA	-	-	-	-	-	-	-	-	-	1	-	-	1	0.0%
		10	0	0	113	0	0	0	0	0	1	0	0	124	

Table 146: Sports for Athletes with an Impairment - Sport Climbing (Para-Climbing)

Testing Authority (TA)	ADAMS Code	Urine						Blood						Total Samples	% AAF
		IC Samples	ATF	AAF	OC Samples	ATF	AAF	IC Samples	ATF	AAF	OC Samples	ATF	AAF		
Spain National Anti-Doping Agency	ESP-NADO	7	-	-	-	-	-	-	-	-	-	-	-	7	0.0%
		7	0	0	0	0	0	0	0	0	0	0	0	7	

Table 147: Sports for Athletes with an Impairment - Table Tennis (Para-Table Tennis)

Testing Authority (TA)	ADAMS Code	Urine						Blood						Total Samples	% AAF
		IC Samples	ATF	AAF	OC Samples	ATF	AAF	IC Samples	ATF	AAF	OC Samples	ATF	AAF		
Costa Rica NADO	CRC-NADO	20	-	1	-	-	-	-	-	-	-	-	-	20	5.0%
International Table Tennis Federation	ITTF	15	-	-	2	-	-	-	-	-	-	-	-	17	0.0%
German Disabled Sports Association	GER-NPC	16	-	1	-	-	-	-	-	-	-	-	-	16	6.3%
German National Anti-Doping Agency	NADA	-	-	-	13	-	-	-	-	-	-	-	-	13	0.0%
National Anti Doping Agency -India	IND-NADO	-	-	-	12	-	-	-	-	-	-	-	-	12	0.0%
US Anti-Doping Agency	USADA	-	-	-	10	-	-	-	-	-	-	-	-	10	0.0%
Korea Anti-Doping Agency	KADA	3	-	-	7	-	-	-	-	-	-	-	-	10	0.0%
Mexican National Commission for Physical Education and Sport	CONADE-MEX	-	-	-	9	-	2	-	-	-	-	-	-	9	22.2%
International Paralympic Committee	IPC	7	-	-	-	-	-	-	-	-	-	-	-	7	0.0%
Asian Paralympic Committee	APC	6	-	-	-	-	-	-	-	-	-	-	-	6	0.0%
Romanian National Anti-Doping Agency	ANAD-Romania	-	-	-	4	-	-	-	-	-	-	-	-	4	0.0%
Bulgarian Anti-doping Center	BUL-NADO	3	-	1	-	-	-	-	-	-	-	-	-	3	33.3%
Japan Anti-Doping Agency	JADA	-	-	-	2	-	-	-	-	-	-	-	-	2	0.0%
NADO Flanders	NADOF	-	-	-	1	-	-	-	-	-	-	-	-	1	0.0%
Hungarian Anti-Doping Agency	HUNADO	-	-	-	1	-	-	-	-	-	-	-	-	1	0.0%
International Wheelchair and Amputee Sports Federation	IWAS	1	-	-	-	-	-	-	-	-	-	-	-	1	0.0%
		71	0	3	61	0	2	0	0	0	0	0	0	132	

Table 148: Sports for Athletes with an Impairment - Taekwondo (Para-Taekwondo)

Testing Authority (TA)	ADAMS Code	Urine						Blood						Total Samples	% AAF
		IC Samples	ATF	AAF	OC Samples	ATF	AAF	IC Samples	ATF	AAF	OC Samples	ATF	AAF		
World Taekwondo Federation	WTF	20	-	-	-	-	-	-	-	-	-	-	-	20	0.0%
Korea Anti-Doping Agency	KADA	8	-	-	-	-	-	-	-	-	-	-	-	8	0.0%
European Taekwondo Union	ETU-Taekw	2	-	-	-	-	-	-	-	-	-	-	-	2	0.0%
		30	0	0	0	0	0	0	0	0	0	0	0	30	

Table 149: Sports for Athletes with an Impairment - Tennis (Wheelchair Tennis, Para-Football Tennis)

Testing Authority (TA)	ADAMS Code	Urine						Blood						Total Samples	% AAF
		IC Samples	ATF	AAF	OC Samples	ATF	AAF	IC Samples	ATF	AAF	OC Samples	ATF	AAF		
International Tennis Federation	ITF	23	-	2	16	-	-	-	-	-	28	-	-	67	3.0%
US Anti-Doping Agency	USADA	-	-	-	15	-	-	-	-	-	-	-	-	15	0.0%
Sports Authority of Thailand	THA-NADO	4	-	-	9	-	-	-	-	-	-	-	-	13	0.0%
Asian Paralympic Committee	APC	12	-	-	-	-	-	-	-	-	-	-	-	12	0.0%
French Community of Belgium NADO	BEL-CFWB	7	-	1	3	-	-	-	-	-	-	-	-	10	10.0%
Korea Anti-Doping Agency	KADA	2	-	-	2	-	-	-	-	-	-	-	-	4	0.0%
German Disabled Sports Association	GER-NPC	3	-	1	-	-	-	-	-	-	-	-	-	3	33.3%
German National Anti-Doping Agency	NADA	-	-	-	2	-	-	-	-	-	-	-	-	2	0.0%
Japan Anti-Doping Agency	JADA	-	-	-	1	-	-	-	-	-	-	-	-	1	0.0%
Romanian National Anti-Doping Agency	ANAD-Romania	-	-	-	1	-	-	-	-	-	-	-	-	1	0.0%
Netherlands Anti-Doping Authority	ADAN	-	-	-	1	-	-	-	-	-	-	-	-	1	0.0%
		51	0	4	50	0	0	0	0	0	28	0	0	129	

Table 150: Sports for Athletes with an Impairment - Triathlon (Para-Triathlon)

Testing Authority (TA)	ADAMS Code	Urine						Blood						Total Samples	% AAF
		IC Samples	ATF	AAF	OC Samples	ATF	AAF	IC Samples	ATF	AAF	OC Samples	ATF	AAF		
International Triathlon Union	ITU	15	-	-	-	-	-	-	-	-	-	-	-	15	0.0%
US Anti-Doping Agency	USADA	6	-	-	8	-	-	-	-	-	-	-	-	14	0.0%
Guatemala NADO	GUA-OAD	4	-	-	-	-	-	-	-	-	-	-	-	4	0.0%
Australian Sports Anti-Doping Authority	ASADA	4	-	-	-	-	-	-	-	-	-	-	-	4	0.0%
Russian National Anti-Doping Organization	RUSADA	-	-	-	3	-	-	-	-	-	-	-	-	3	0.0%
German National Anti-Doping Agency	NADA	-	-	-	3	-	-	-	-	-	-	-	-	3	0.0%
French Anti-Doping Agency	AFLD-NADO	3	-	1	-	-	-	-	-	-	-	-	-	3	33.3%
		32	0	1	14	0	0	0	0	0	0	0	0	46	

Table 151: Sports for Athletes with an Impairment - Volleyball (Sitting Volleyball)

Testing Authority (TA)	ADAMS Code	Urine						Blood						Total Samples	% AAF
		IC Samples	ATF	AAF	OC Samples	ATF	AAF	IC Samples	ATF	AAF	OC Samples	ATF	AAF		
US Anti-Doping Agency	USADA	-	-	-	30	-	-	-	-	-	-	-	-	30	0.0%
Russian National Anti-Doping Organization	RUSADA	-	-	-	27	-	-	-	-	-	-	-	-	27	0.0%
Asian Paralympic Committee	APC	16	-	-	-	-	-	-	-	-	-	-	-	16	0.0%
Sports Authority of Thailand	THA-NADO	3	-	-	11	-	-	-	-	-	-	-	-	14	0.0%
I.R Iran National Anti-Doping Organization	IRI-NADO	5	-	-	4	-	-	-	-	-	-	-	-	9	0.0%
Chinese Anti-Doping Agency	CHINADA	-	-	-	7	-	-	-	-	-	-	-	-	7	0.0%
Netherlands Anti-Doping Authority	ADAN	-	-	-	4	-	-	-	-	-	-	-	-	4	0.0%
Korea Anti-Doping Agency	KADA	-	-	-	4	-	-	-	-	-	-	-	-	4	0.0%
German National Anti-Doping Agency	NADA	-	-	-	4	-	-	-	-	-	-	-	-	4	0.0%
Agency for Anti-Doping Control of Bosnia and Herzegovina	BIH-NADO	-	-	-	2	-	-	-	-	-	-	-	-	2	0.0%
German Disabled Sports Association	GER-NPC	2	-	-	-	-	-	-	-	-	-	-	-	2	0.0%
Kazakhstan National Anti-Doping Centre	KAZ-NADO	-	-	-	1	-	-	-	-	-	-	-	-	1	0.0%
		26	0	0	94	0	0	0	0	0	0	0	0	120	

Table 152: Sports for Athletes with an Impairment - Weightlifting (Adapted Weightlifting)

Testing Authority (TA)	ADAMS Code	Urine						Blood						Total Samples	% AAF
		IC Samples	ATF	AAF	OC Samples	ATF	AAF	IC Samples	ATF	AAF	OC Samples	ATF	AAF		
Brazilian Paralympic Committee	CPB	7	-	1	-	-	-	-	-	-	-	-	-	7	14.3%
Egyptian National Anti-doping Organization	EGY-NADO	-	-	-	6	-	-	-	-	-	-	-	-	6	0.0%
French Anti-Doping Agency	AFLD-NADO	-	-	-	1	-	-	-	-	-	1	-	-	2	0.0%
		7	0	1	7	0	0	0	0	0	1	0	0	15	

Table 153: Sports for Athletes with an Impairment - Wheelchair Sports

Testing Authority (TA)	ADAMS Code	Urine						Blood						Total Samples	% AAF
		IC Samples	ATF	AAF	OC Samples	ATF	AAF	IC Samples	ATF	AAF	OC Samples	ATF	AAF		
Spain National Anti-Doping Agency	ESP-NADO	6	-	-	-	-	-	-	-	-	-	-	-	6	0.0%
		6	0	0	0	0	0	0	0	0	0	0	0	6	

Table 154: Sports for Athletes with an Impairment - Wrestling (CISS)

Testing Authority (TA)	ADAMS Code	Urine						Blood						Total Samples	% AAF
		IC Samples	ATF	AAF	OC Samples	ATF	AAF	IC Samples	ATF	AAF	OC Samples	ATF	AAF		
Finnish Anti-Doping Agency	FINADA	4	-	-	-	-	-	-	-	-	-	-	-	4	0.0%
		4	0	0	0	0	0	0	0	0	0	0	0	4	

Table 154: Other Sports - Code Signatories - Arm Wrestling

Testing Authority (TA)	ADAMS Code	Urine						Blood						Total Samples	% AAF
		IC Samples	ATF	AAF	OOC Samples	ATF	AAF	IC Samples	ATF	AAF	OOC Samples	ATF	AAF		
Turkish NOC - Anti-Doping Commission	TUR-NADO	29	-	3	56	2	-	-	-	-	-	-	-	85	3.5%
Bulgarian Anti-doping Center	BUL-NADO	58	-	-	-	-	-	-	-	-	-	-	-	58	0.0%
Russian National Anti-Doping Organization	RUSADA	54	-	10	-	-	-	-	-	-	-	-	54	18.5%	
World Arm Wrestling Federation	WAF	40	-	1	-	-	-	-	-	-	-	-	40	2.5%	
Anti-Doping Norway	ADN	8	-	2	-	-	-	-	-	-	-	-	8	25.0%	
Czech Anti-Doping Committee	CADC	4	-	-	2	-	-	-	-	-	-	-	6	0.0%	
Eastern Europe RADO	E-EUR-RADO	-	-	-	6	-	2	-	-	-	-	-	6	33.3%	
Swedish Sports Confederation	RF	-	-	-	4	1	-	-	-	-	-	-	4	0.0%	
German Armwrestling Association	GER-AWR	4	-	-	-	-	-	-	-	-	-	-	4	0.0%	
Slovak Anti-Doping Agency	SADA	-	-	-	3	-	-	-	-	-	-	-	3	0.0%	
European Armwrestling Federation	EAF	3	-	3	-	-	-	-	-	-	-	-	3	100.0%	
		200	0	19	71	3	2	0	0	0	0	0	0	271	

Table 155: Other Sports - Code Signatories - Bowls

Testing Authority (TA)	ADAMS Code	Urine						Blood						Total Samples	% AAF
		IC Samples	ATF	AAF	OOC Samples	ATF	AAF	IC Samples	ATF	AAF	OOC Samples	ATF	AAF		
Colombian NADO	COL-NADO	8	-	-	-	-	-	-	-	-	-	-	-	8	0.0%
		8	0	0	0	0	0	0	0	0	0	0	0	8	

Table 156: Other Sports - Code Signatories - WDC Dance Sport

Testing Authority (TA)	ADAMS Code	Urine						Blood						Total Samples	% AAF
		IC Samples	ATF	AAF	OOC Samples	ATF	AAF	IC Samples	ATF	AAF	OOC Samples	ATF	AAF		
World Dance Council	WDC	18	-	-	-	-	-	-	-	-	-	-	-	18	0.0%
		18	0	0	0	0	0	0	0	0	0	0	0	18	

Table 157: Other Sports - Code Signatories - e-Sports

Testing Authority (TA)	ADAMS Code	Urine						Blood						Total Samples	% AAF
		IC Samples	ATF	AAF	OOC Samples	ATF	AAF	IC Samples	ATF	AAF	OOC Samples	ATF	AAF		
International eSports Federation	leSF	1	-	-	-	-	-	-	-	-	-	-	-	1	0.0%
		1	0	0	0	0	0	0	0	0	0	0	0	1	

Table 158: Other Sports - Code Signatories - Karate (Shinkyokushin WKO)

Testing Authority (TA)	ADAMS Code	Urine						Blood						Total Samples	% AAF
		IC Samples	ATF	AAF	OOC Samples	ATF	AAF	IC Samples	ATF	AAF	OOC Samples	ATF	AAF		
World Karate Organization	WKO	8	-	-	-	-	-	-	-	-	-	-	-	8	0.0%
Japan Anti-Doping Agency	JADA	8	-	-	-	-	-	-	-	-	-	-	-	8	0.0%
Romanian National Anti-Doping Agency	ANAD-Romania	-	-	-	4	-	-	-	-	-	-	-	-	4	0.0%
		16	0	0	4	0	0	0	0	0	0	0	0	20	

Table 159: Other Sports - Code Signatories - Kurash

Testing Authority (TA)	ADAMS Code	Urine						Blood						Total Samples	% AAF
		IC Samples	ATF	AAF	OOC Samples	ATF	AAF	IC Samples	ATF	AAF	OOC Samples	ATF	AAF		
Kazakhstan National Anti-Doping Centre	KAZ-NADO	3	-	-	33	-	3	-	-	-	-	-	-	36	8.3%
Olympic Council of Asia	OCA	10	-	1	-	-	-	-	-	-	-	-	-	10	10.0%
Sports Authority of Thailand	THA-NADO	-	-	-	5	-	-	-	-	-	-	-	-	5	0.0%
Japan Anti-Doping Agency	JADA	-	-	-	3	-	-	-	-	-	-	-	-	3	0.0%
		13	0	1	41	0	3	0	0	0	0	0	0	54	

Table 160: Other Sports - Code Signatories - Rugby League

Testing Authority (TA)	ADAMS Code	Urine						Blood						Total Samples	% AAF
		IC Samples	ATF	AAF	OOC Samples	ATF	AAF	IC Samples	ATF	AAF	OOC Samples	ATF	AAF		
UK Anti-Doping	UKAD	48	-	3	271	-	5	-	-	-	-	-	-	323	2.5%
Mexican National Commission for Physical Education and Sport	CONADE-MEX	-	-	-	30	-	-	-	-	-	-	-	-	30	0.0%
Sri Lanka Anti Doping Agency	SRI-NADO	16	-	-	-	-	-	-	-	-	-	-	-	16	0.0%
Australian Sports Anti-Doping Authority	ASADA	6	1	5	2	-	2	-	-	-	-	-	-	8	87.5%
Portugal Anti-Doping Agency	ADoP	5	-	-	2	-	-	-	-	-	-	-	-	7	0.0%
World Rugby	World Rugby	-	-	-	6	-	-	-	-	-	-	-	-	6	0.0%
Anti-Doping department of State Sports Medicine Centre	LAT-NADO	2	-	-	2	-	-	-	-	-	-	-	-	4	0.0%
Antidoping Switzerland	SUI-NADO	4	-	-	-	-	-	-	-	-	-	-	-	4	0.0%
Caribbean RADO	CAR-RADO	-	-	-	4	-	-	-	-	-	-	-	-	4	0.0%
Drug Free Sport New Zealand	DFSNZ	2	-	-	-	-	-	-	-	-	-	-	-	2	0.0%
Spain National Anti-Doping Agency	ESP-NADO	-	-	-	1	-	-	-	-	-	-	-	-	1	0.0%
		83	1	8	318	0	7	0	0	0	0	0	0	405	

2014 Anti-Doping Testing Figures
Samples Analyzed and Reported by Accredited Laboratories in ADAMS

Table 161: Other Sports - Code Signatories - ITF Taekwondo

Testing Authority (TA)	ADAMS Code	Urine						Blood						Total Samples	% AAF
		IC			OOC			IC			OOC				
		Samples	ATF	AAF	Samples	ATF	AAF	Samples	ATF	AAF	Samples	ATF	AAF		
Finnish Anti-Doping Agency	FINADA	5	-	-	7	-	-	-	-	-	-	-	-	12	0.0%
International Taekwon-Do Federation	TKD-ITF	5	-	-	-	-	-	-	-	-	-	-	-	5	0.0%
Anti-Doping department of State Sports Medicine Centre	LAT-NADO	2	-	-	-	-	-	-	-	-	-	-	-	2	0.0%
		12	0	0	7	0	0	0	0	0	0	0	0	19	

Table 162: Other Sports - Code Signatories - Ironman Triathlon

Testing Authority (TA)	ADAMS Code	Urine						Blood						Total Samples	% AAF
		IC			OOC			IC			OOC				
		Samples	ATF	AAF	Samples	ATF	AAF	Samples	ATF	AAF	Samples	ATF	AAF		
World Triathlon Corporation	WTC	293	-	5	192	-	1	-	-	-	124	-	-	609	1.0%
US Anti-Doping Agency	USADA	-	-	-	34	-	-	-	-	-	5	-	-	39	0.0%
South African Institute for Drug-Free Sport	SAIDS	14	-	1	10	-	-	-	-	-	-	-	-	24	4.2%
Anti-Doping Denmark	ADD	8	-	-	3	-	-	-	-	-	1	-	-	12	0.0%
Australian Sports Anti-Doping Authority	ASADA	-	-	-	9	-	-	-	-	-	2	-	-	11	0.0%
National Anti-Doping Agency Austria GmbH	NADA Austria	6	-	-	2	-	-	-	-	-	-	-	-	8	0.0%
UK Anti-Doping	UKAD	-	-	-	5	-	-	-	-	-	-	-	-	5	0.0%
Drug Free Sport New Zealand	DFSNZ	-	-	-	4	-	-	-	-	-	-	-	-	4	0.0%
German National Anti-Doping Agency	NADA	-	-	-	3	-	-	-	-	-	-	-	-	3	0.0%
Luxembourg NADO	ALAD	-	-	-	-	-	-	-	-	-	1	-	-	1	0.0%
Antidoping Switzerland	SUI-NADO	-	-	-	1	-	-	-	-	-	-	-	-	1	0.0%
		321	0	6	263	0	1	0	0	0	133	0	0	717	

Table 163: Other Sports - Code Signatories - Unifight

Testing Authority (TA)	ADAMS Code	Urine						Blood						Total Samples	% AAF
		IC			OOC			IC			OOC				
		Samples	ATF	AAF	Samples	ATF	AAF	Samples	ATF	AAF	Samples	ATF	AAF		
Russian National Anti-Doping Organization	RUSADA	1	-	-	-	-	-	-	-	-	-	-	-	1	0.0%
		1	0	0	0	0	0	0	0	0	0	0	0	1	



2014 Anti-Doping Testing Figures

Athlete Biological Passport (ABP) - Blood Analysis

Table of Contents

Total Samples Analyzed

Table 1	: Total ABP Samples Analyzed per Year
Table 2	: Total ABP Samples Analyzed per Laboratory
Table 3	: Total ABP Samples Analyzed in ASOIF Sports
Table 4	: Total ABP Samples Analyzed in AIOWF Sports
Table 5	: Total ABP Samples Analyzed in ARISF Sports
Table 6	: Total ABP Samples Analyzed in AIMS Sports
Table 7	: Total ABP Samples Analyzed in IPC Sports
Table 8	: Total ABP Samples Analyzed in Sports for Athletes with an Impairment
Table 9	: Total Samples Analyzed in Other Sports - Code Signatories
Table 10	: Total Samples Analyzed in Other Sports
Table 11	: Total ABP Samples by Testing Authority
Table 12	: Total ABP Samples by Testing Authority Category

ASOIF Sports

Table 13	: 2014 ABP Testing Figures - ASOIF Sport - Aquatics
Table 14	: 2014 ABP Testing Figures - ASOIF Sport - Archery
Table 15	: 2014 ABP Testing Figures - ASOIF Sport - Athletics
Table 16	: 2014 ABP Testing Figures - ASOIF Sport - Badminton
Table 17	: 2014 ABP Testing Figures - ASOIF Sport - Basketball
Table 18	: 2014 ABP Testing Figures - ASOIF Sport - Boxing
Table 19	: 2014 ABP Testing Figures - ASOIF Sport - Canoe / Kayak
Table 20	: 2014 ABP Testing Figures - ASOIF Sport - Curling
Table 21	: 2014 ABP Testing Figures - ASOIF Sport - Cycling
Table 22	: 2014 ABP Testing Figures - ASOIF Sport - Equestrian
Table 23	: 2014 ABP Testing Figures - ASOIF Sport - Fencing
Table 24	: 2014 ABP Testing Figures - ASOIF Sport - Field Hockey
Table 25	: 2014 ABP Testing Figures - ASOIF Sport - Football
Table 26	: 2014 ABP Testing Figures - ASOIF Sport - Golf
Table 27	: 2014 ABP Testing Figures - ASOIF Sport - Gymnastics
Table 28	: 2014 ABP Testing Figures - ASOIF Sport - Handball
Table 29	: 2014 ABP Testing Figures - ASOIF Sport - Judo
Table 30	: 2014 ABP Testing Figures - ASOIF Sport - Modern Pentathlon
Table 31	: 2014 ABP Testing Figures - ASOIF Sport - Rowing
Table 32	: 2014 ABP Testing Figures - ASOIF Sport - Rugby
Table 33	: 2014 ABP Testing Figures - ASOIF Sport - Sailing
Table 34	: 2014 ABP Testing Figures - ASOIF Sport - Shooting
Table 35	: 2014 ABP Testing Figures - ASOIF Sport - Table Tennis
Table 36	: 2014 ABP Testing Figures - ASOIF Sport - Taekwondo
Table 37	: 2014 ABP Testing Figures - ASOIF Sport - Tennis
Table 38	: 2014 ABP Testing Figures - ASOIF Sport - Triathlon
Table 39	: 2014 ABP Testing Figures - ASOIF Sport - Volleyball
Table 40	: 2014 ABP Testing Figures - ASOIF Sport - Weightlifting
Table 41	: 2014 ABP Testing Figures - ASOIF Sport - Wrestling

Table of Contents

AIOWF Sports

- Table 42 : 2014 ABP Testing Figures - AIOWF Sport - Biathlon
- Table 43 : 2014 ABP Testing Figures - AIOWF Sport - Bobsleigh
- Table 44 : 2014 ABP Testing Figures - AIOWF Sport - Ice Hockey
- Table 45 : 2014 ABP Testing Figures - AIOWF Sport - Luge
- Table 46 : 2014 ABP Testing Figures - AIOWF Sport - Skating
- Table 47 : 2014 ABP Testing Figures - AIOWF Sport - Skiing

ARISF, AIMS, IPC, Athletes with an Impairment Sports, Other Sport - Code Signatories and Other Sports

- Table 48 : Total 2014 ABP Testing Figures - ARISF Sports
- Table 49 : Total 2014 ABP Testing Figures - AIMS Sports
- Table 50 : Total 2014 ABP Testing Figures - IPC Sports/disciplines
- Table 51 : Total 2014 ABP Testing Figures - Sports for Athletes with an Impairment
- Table 52 : Total 2014 ABP Testing Figures - Other Sports - Code Signatories
- Table 53 : Total 2014 ABP Testing Figures - Other Sports

Terms and Abbreviations

IC	In-Competition
OOO	Out-of-Competition
Sample	Any biological material collected for the purposes of Doping Control*
AAF	Adverse Analytical Finding
ATF	Atypical Finding
GC/C/IRMS	Gas Chromatograph/Carbon/Isotope Ratio Mass Spectrometer (e.g. "IRMS")
ESA	Erythropoiesis Stimulating Agents**
hGH	hGH Isoform Differential Immunoassays
HBT	Homologous Blood Transfusion
HBOCs	Haemoglobin Based Oxygen Carriers
ABP	Athlete Biological Passport
IOC	International Olympic Committee
ASOIF	Association of Summer Olympic International Sports Federations
AIOWF	Association of International Olympic Winter Sports Federations
ARISF	Association of IOC Recognized International Sports Federations
AIMS	Alliance of Independent Members of SportAccord
NADO	National Anti-Doping Organization
RADO	Regional Anti-Doping Organization
NOC	National Olympic Committee
IF	International Federation
NF	National Federation
IPC	International Paralympic Committee***
TA	Testing Authority
SCA	Sample Collection Authority
ADAMS	Anti-Doping Administration and Management System
IBSA	International Blind Sports Federation
CISS	International Committee of Sports for the Deaf
INAS	International Sports Federation for Persons with Intellectual Disability
CPISRA	Cerebral Palsy International Sports and Recreation Association
-	a "dash" represents "0" in tables compiling the number of Samples, ATFs or AAFs

* Biological material limited to urine and blood in this report

** Including recombinant erythropoietins (i.e. epoetins) and their analogues (e.g. darbepoetin, pegserpoetin, peginesatide, EPO-Fc)

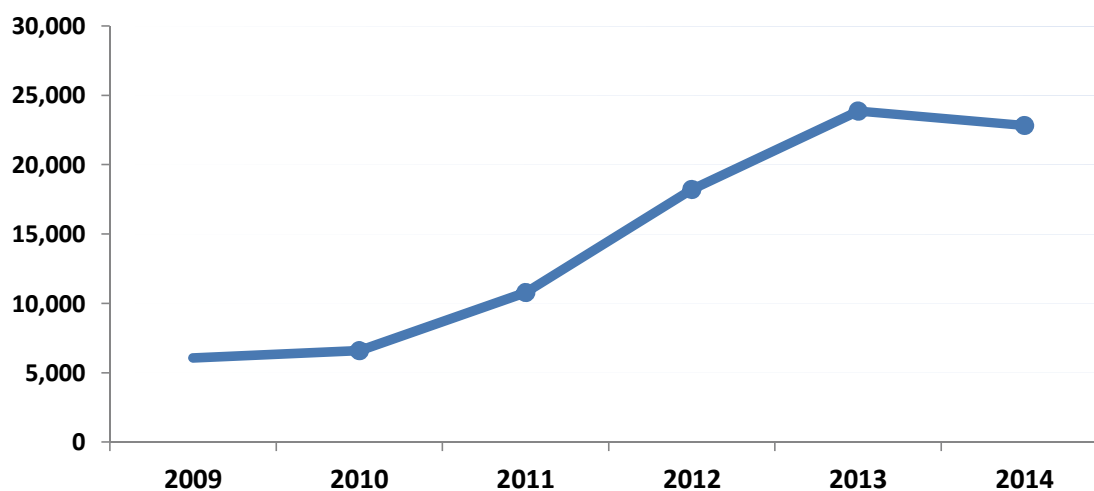
*** Limited to sport/disciplines under the governance of the IPC (others are compiled under the category "Sports for Athletes with an Impairment")

This report compiles data as recorded in ADAMS on January 14, 2015

Table 1: Total ABP Samples Analyzed per Year

Year	ABP Samples* Analyzed	% Increase Year to Year
2009	6,082	-
2010	6,610	9%
2011	10,795	63%
2012	18,223	69%
2013	23,877	31%
2014	22,849	-4%

Total ABP Samples* Analyzed per Year



* Represents individual blood samples collected in support of the Athlete Biological Passport and does not necessarily reflect the number of individual *Athletes* tested

Table 2: Total ABP Samples Analyzed per Laboratory

	Laboratory	IC	OOC	Total
1	Almaty, Kazakhstan	50	109	159
2	Athens, Greece¹	n/a	n/a	n/a
3	Bangkok, Thailand¹	n/a	n/a	n/a
4	Barcelona, Spain	26	533	559
5	Beijing, China	1	95	96
6	Bloemfontein, South Africa	101	164	265
7	Bogota, Colombia	60	225	285
8	Bucharest, Romania	0	2	2
9	Cologne, Germany	321	2782	3,103
10	Copenhagen, Denmark²	1	183	184
11	Doha, Qatar³	1	69	70
12	Dresden, Germany	307	1654	1,961
13	Ghent, Belgium	236	464	700
14	Havana, Cuba¹	n/a	n/a	n/a
15	Helsinki, Finland	10	287	297
16	JCAC, Japan⁴	-	11	11
17	Lausanne, Switzerland	1676	1979	3,655
18	Lisbon, Portugal	-	249	249
19	London, UK	11	716	727
20	Los Angeles, USA¹	n/a	n/a	n/a
21	Madrid, Spain	452	346	798
22	Mexico City, Mexico	22	4	26
23	Montreal, Canada	240	472	712
24	Moscow, Russia	456	1139	1,595
	Sochi, Russia⁵	52	59	111
25	New Delhi, India	-	74	74
26	Oslo, Norway	112	649	761
27	Paris, France	268	1364	1,632
28	Rome, Italy	49	290	339
29	Salt Lake City, USA	126	1669	1,795
30	Seibersdorf, Austria	34	748	782
31	Seoul, Korea	2	45	47
32	Stockholm, Sweden	-	163	163
33	Sydney, Australia	36	1022	1,058
34	Tokyo, Japan	37	188	225
35	Warsaw, Poland	50	358	408
	Totals	4,737	18,112	22,849

¹ not accredited to perform blood analyses in support of the Athlete Biological Passport

² Department of Clinical Biochemistry, Bispebjerg and Frederiksberg Hospitals - approved by WADA exclusively to conduct blood analyses in support of the haematological module of the Athlete Biological Passport (ABP).

³ The Doha, Qatar laboratory is approved by WADA exclusively to conduct blood analyses in support of the haematological module of the Athlete Biological Passport (ABP) until full accreditation is obtained.

⁴ Japan Chemical Analysis Center - approved by WADA exclusively to conduct blood analyses in a mobile unit in support of the haematological module of the Athlete Biological Passport (ABP).

⁵ Sochi Winter Olympic Games

Table 3: Total ABP Samples Analyzed in ASOIF Sports

Sports	Disciplines	IC	OOC	Subtotal	Total	%
Aquatics	Swimming	84	848	932	986	5.6%
	Water Polo	-	25	25		
	Open Water	-	18	18		
	Synchronized Swimming	-	5	5		
	Aquatics	-	3	3		
	Diving	-	3	3		
Athletics	Athletics	246	2481	2727	3,317	19%
	Marathon	4	209	213		
	Track	1	212	213		
	Race Walk	20	59	79		
	Road Running	-	46	46		
	Field	-	18	18		
	Combined Events	-	14	14		
	Cross Country	3	-	3		
	Shot Put*	-	2	2		
	Mountain Running	-	1	1		
	High Jump*	-	1	1		
Badminton	-	-	4	-	4	0.02%
Basketball	-	49	129	-	178	1.0%
Boxing	-	13	197	-	210	1.2%
Canoe / Kayak	Canoe Kayak	62	324	386	566	3.2%
	Canoe Sprint (Flatwater)	2	162	164		
	Canoe Slalom	-	15	15		
	Marathon	-	1	1		
Cycling	Road	1734	2378	4112	8,053	46%
	Biological Passport*	929	1044	1973		
	Cycling	114	1267	1381		
	Mountain Bike	142	172	314		
	Track	54	179	233		
	Cyclo Cross	18	17	35		
	BMX	-	4	4		
Trials	-	1	1			
Field Hockey	-	-	4	-	4	0.02%
Football	-	76	833	-	909	5.2%
Gymnastics	Gymnastics	-	20	20	21	0.12%
	Trampoline	-	1	1		
Handball	Indoor	12	63	-	75	0.43%
Judo	-	-	35	-	35	0.20%
Modern Pentathlon	-	-	70	-	70	0.40%
Rowing	-	48	956	-	1004	5.7%
Rugby	Rugby Union	-	268	268	280	1.6%
	Sevens	-	12	12		
Table Tennis	-	-	12	-	12	0.07%
Taekwondo	-	-	11	-	11	0.06%
Tennis	-	203	467	-	670	3.8%
Triathlon	Triathlon	69	924	993	1,030	5.8%
	Duathlon	1	36	37		
Volleyball	-	-	35	-	35	0.20%
Weightlifting	-	-	122	-	122	0.69%
Wrestling	Wrestling	-	19	19	21	0.1%
	Greco-Roman	-	2	2		
Totals		3884	13729		17613	

* Discipline which is discontinued in ADAMS based on request of the governing IF, being an event under an existing discipline or no longer necessary for administrative purposes.

Table 4: Total ABP Samples Analyzed in AIOWF Sports

Sports	Disciplines	IC	OOO	Subtotal	Total	%
Biathlon	-	130	502	-	632	15%
Bobsleigh	Bobsleigh	7	107	114	120	2.8%
	Skeleton	-	6	6		
Curling	-	-	7	-	7	0.2%
Ice Hockey	-	-	72	-	72	1.7%
Luge	-	-	5	-	5	0.1%
Skating	Speed Skating	369	470	839	1,152	27%
	Short Track	171	108	279		
	Figure Skating	-	19	19		
	Skating	-	15	15		
Skiing	Cross-Country	137	1051	1188	2,243	53%
	Skiing	3	735	738		
	Nordic Combined	1	163	164		
	Alpine	-	108	108		
	Ski Jumping	-	30	30		
	Freestyle	-	10	10		
	Snowboard	-	5	5		
Totals		818	3413		4231	

Table 5: Total ABP Samples Analyzed in ARISF Sports

Sports	Disciplines	IC	OOO	SubTotal	Total	%
Baseball	Baseball	-	2	-	2	1%
Cricket	Cricket	-	26	-	26	11%
Karate	Karate	-	8	-	8	3%
Life Saving	Lifesaving	0	1	-	1	0%
Motorcycling	Motocross	10	5	15	20	8%
	Motorcycle Racing	5	-	5		
Mountaineering and Climbing	Ski Mountaineering-UIAA	-	8	8	10	4%
	Mountain Running	-	2	2		
Orienteering	Orienteering	-	31	31	54	22%
	Foot Orienteering	-	23	23		
Roller Sports	Inline Speed Skating	-	1	-	1	0.4%
Ski-Mountaineering	Ski-Mountaineering	-	52	-	52	21%
Sport Climbing	Sport Climbing	-	1	-	1	0.4%
Squash	Squash	1	43	-	44	18%
Underwater Sports	Finswimming	-	23	23	26	11%
	Underwater Sports	-	3	3		
Totals		16	229		245	

Table 6: Total ABP Samples Analyzed in AIMS Sports

Sports	Disciplines	IC	OOB	SubTotal	Total	%
Bodybuilding	-	-	1	-	1	6%
Powerlifting	Powerlifting	-	15	-	17	94%
	Bench Press	-	2	-		
Totals		0	18		18	

Table 7: Total ABP Samples Analyzed in IPC Sports

Sports	Disciplines	IC	OOB	SubTotal	Total	%
Athletics	IPC Athletics	-	40	40	40	38%
Ice Sledge Hockey	IPC Ice Sledge Hockey	-	5	-	5	15%
Powerlifting	IPC Powerlifting	-	3	-	3	9%
Skiing	IPC Alpine	-	13	13	56	54%
	IPC Biathlon	-	12	12		
	IPC Nordic Cross-Country	1	27	28		
	Para-Snowboard	-	3	3		
Totals		1	103		104	

Table 8: Total ABP Samples Analyzed in Sports for Athletes with an Impairment*

Sports	Disciplines	IC	OOB	SubTotal	Total	%
Athletics	CISS Athletics	-	2	2	2	6%
Basketball	Wheelchair Basketball	-	12	-	12	35%
Cycling	Para-Cycling**	-	10	-	10	29%
Orienteering	CISS Orienteering	-	1	-	1	3%
Tennis	Wheelchair Tennis**	-	8	-	8	24%
Weightlifting	Adapted Weightlifting	-	1	-	1	3%
Totals		0	34		34	

* Sports and disciplines under the governance of the respective Olympic Ifs or independent IFs which govern sports for athletes with an impairment

** Sports and disciplines under the governance of the respective ASOIF and AIOWF IFs

Table 9: Total Samples Analyzed in Other Sports - Code Signatories

Sports	Disciplines	IC	OOB	SubTotal	Total	%
Rugby	National Rugby league	-	97	-	97	23%
Triathlon	70.3 distance Ironman	-	2	-	332	77%
	Ironman	-	330	-		
Totals		0	429		429	

Table 10: Total Samples Analyzed in Other Sports

Sports	Disciplines	IC	OOB	SubTotal	Total	%
Aquatics	University Water Polo	-	1	-	1	1%
Athletics	Half Marathon	16	-	-	16	9%
Australian Rules Football	-	-	111	-	111	63%
Boxing	Professional Boxing	8	35	-	43	25%
Duathlon*	-	-	4	-	4	2%
Totals		24	151		175	

* a duplicate of the discipline-duathlon (under triathlon) which has been discontinued as a sport in ADAMS

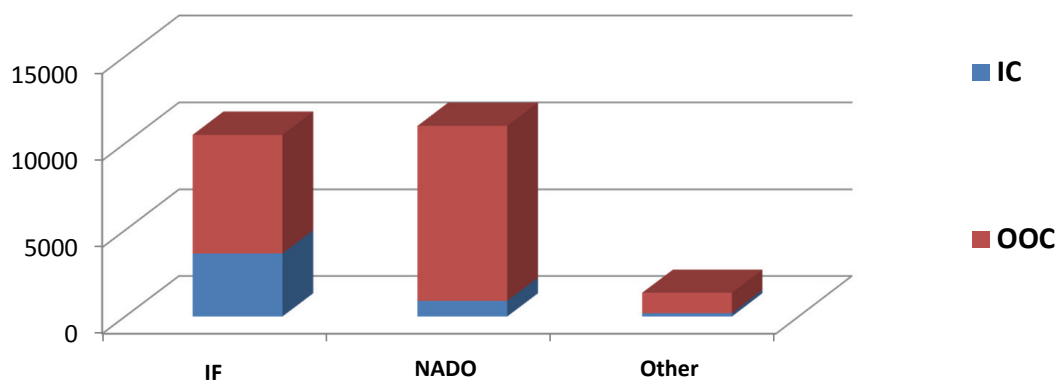
Table 11: Total ABP Samples by Testing Authority

ADAMS Code	Testing Authority (TA)	IC	OOB	Total	%
UCI	International Cycling Union	2738	3090	5,828	26%
RUSADA	Russian National Anti-Doping Organization	452	944	1,396	6%
FIS	International Ski Federation	4	1129	1,133	5%
NADA	German National Anti-Doping Agency	24	1036	1,060	5%
USADA	US Anti-Doping Agency	64	864	928	4%
IAAF	International Association of Athletics Federations	-	922	922	4%
SUI-NADO	Antidoping Switzerland	34	881	915	4%
ASADA	Australian Sports Anti-Doping Authority	-	863	863	4%
UKAD	UK Anti-Doping	3	768	771	3%
AFLD-NADO	French Anti-Doping Agency	28	646	674	3%
ITF	International Tennis Federation	202	418	620	3%
ISU	International Skating Union	461	155	616	3%
ADN	Anti-Doping Norway	36	514	550	2%
CCES	Canadian Centre for Ethics in Sport	69	463	532	2%
NADA Austria	National Anti-Doping Agency Austria GmbH	6	449	455	2%
n/a	National Federations* - France	4	428	432	2%
NADOFL	NADO Flanders	-	348	348	2%
EA	European Athletics Association	114	231	345	2%
FINA	International Swimming Federation	1	280	281	1%
FINADA	Finnish Anti-Doping Agency	10	265	275	1%
FISA	International Rowing Federation	15	259	274	1%
PANDA	Poland Commission Against Doping in Sports	50	220	270	1%
WTC	World Triathlon Corporation	-	253	253	1%
ADoP	Portugal Anti-Doping Agency	-	237	237	1%
ADD	Anti-Doping Denmark	2	225	227	1%
IBU	International Biathlon Union	76	126	202	0.9%
ISC	Irish Sports Council	-	201	201	0.9%
FIFA	International Federation of Association Football	72	109	181	0.8%
COL-NADO	Colombian NADO	31	143	174	0.8%
RF	Swedish Sports Confederation	-	164	164	0.7%
JADA	Japan Anti-Doping Agency	-	150	150	0.7%
WADA-AMA	World Anti-Doping Agency	-	150	150	0.7%
DFSNZ	Drug Free Sport New Zealand	-	137	137	0.6%
KAZ-NADO	Kazakhstan National Anti-Doping Centre	30	105	135	0.6%
SAIDS	South African Institute for Drug-Free Sport	11	109	120	0.5%
FIBA	International Basketball Federation	49	51	100	0.4%
ITU	International Triathlon Union	12	80	92	0.4%
IND-NADO	National Anti Doping Agency -India	-	71	71	0.3%
HUNADO	Hungarian Anti-Doping Agency	-	66	66	0.3%
IPC	International Paralympic Committee	2	63	65	0.3%
World Rugby	World Rugby	-	63	63	0.3%
ADAN	Netherlands Anti-Doping Authority	-	56	56	0.2%
CHINADA	Chinese Anti-Doping Agency	-	50	50	0.2%
IOC	International Olympic Committee	48	-	48	0.2%
TUR-NADO	Turkish NOC- Anti-Doping Commission	44	-	44	0.2%
ESP-NADO	Spain National Anti-Doping Agency	-	40	40	0.2%
UIPM	International Modern Pentathlon Union	-	39	39	0.2%
ISMF	International Ski Mountaineering Federation	-	38	38	0.2%
KADA	Korea Anti-Doping Agency	1	29	30	0.1%
ALG-FOO	Algerian Football Federation	-	28	28	0.1%
CMAS	World Underwater Federation	-	26	26	0.1%
CIP	Italian Paralympic Committee	-	22	22	0.1%
EADA	Estonian Anti-Doping Agency	-	21	21	0.1%

Table 11: Total ABP Samples by Testing Authority - continued

ADAMS Code	Testing Authority (TA)	IC	OOC	Total	%
n/a	National Federations* - Kazakhstan	20	-	20	0.1%
ICF	International Canoe Federation	-	19	19	0.1%
IHF	International Handball Federation	12	6	18	0.1%
ITTF	International Table Tennis Federation	-	12	12	0.1%
LTU-NADO	Lithuanian Anti-Doping Agency	-	11	11	0.05%
LAT-NADO	Anti-Doping department of State Sports Medicine Centre	-	11	11	0.05%
FIM	International Motorcycling Federation	5	5	10	0.04%
WSF	World Squash Federation	1	7	8	0.04%
n/a	National Federations* - Germany	-	6	6	0.03%
CONADE-MEX	Mexican National Commission for Physical Education and Sport	5	-	5	0.02%
BSADA	Bermuda Sport Anti- Doping Authority	-	4	4	0.02%
CGF	Commonwealth Games Federation	1	2	3	0.01%
SLOADO	Slovenian Antidoping Organization	-	2	2	0.01%
CADC	Czech Anti-Doping Committee	-	1	1	0.004%
IRI-NADO	I.R Iran National Anti-Doping Organization	-	1	1	0.004%
Totals		4737	18112	22,849	

Total ABP Samples by Testing Authority Category



* Note: Although National Federations (NFs) themselves are not signatories to the World Anti-Doping Code and therefore not entitled to authorize testing independently, the rules of some National Anti-Doping Agencies and International Sport Federations may delegate testing authority to these bodies. Tests attributed to NFs therefore may in some instances be a part of NADO or IF programs.

Table 12: Total ABP Samples by Testing Authority Category

ADAMS Code	International Federations	IC	OOB	Total	%
UCI	International Cycling Union	2738	3090	5,828	56%
FIS	International Ski Federation	4	1129	1,133	11%
IAAF	International Association of Athletics Federations	-	922	922	9%
ITF	International Tennis Federation	202	418	620	6%
ISU	International Skating Union	461	155	616	6%
FINA	International Swimming Federation	1	280	281	3%
FISA	International Rowing Federation	15	259	274	3%
IBU	International Biathlon Union	76	126	202	2%
FIFA	International Federation of Association Football	72	109	181	2%
FIBA	International Basketball Federation	49	51	100	1%
ITU	International Triathlon Union	12	80	92	1%
World Rugby	World Rugby	-	63	63	1%
UIPM	International Modern Pentathlon Union	-	39	39	0.4%
ISMF	International Ski Mountaineering Federation	-	38	38	0.4%
CMAS	World Underwater Federation	-	26	26	0.2%
ICF	International Canoe Federation	-	19	19	0.2%
IHF	International Handball Federation	12	6	18	0.2%
ITTF	International Table Tennis Federation	-	12	12	0.1%
FIM	International Motorcycling Federation	5	5	10	0.1%
WSF	World Squash Federation	1	7	8	0.1%
Totals		3648	6834	10,482	

International Federations

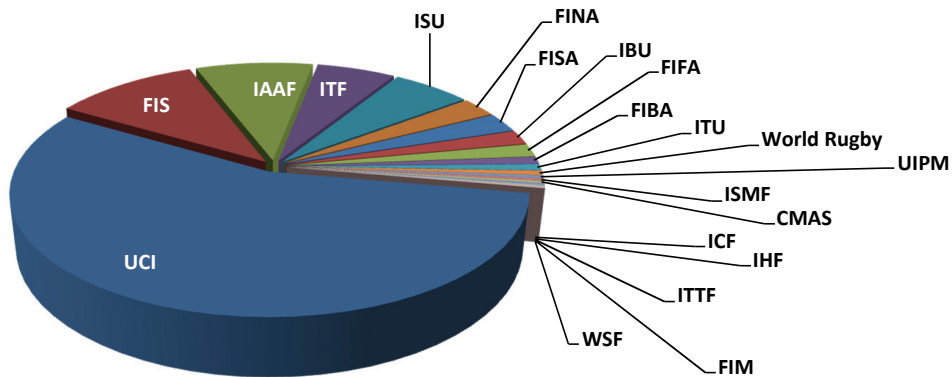


Table 12: Total ABP Samples by Testing Authority Category - continued

ADAMS Code	National Anti-Doping Organizations	IC	OOB	Total	%
RUSADA	Russian National Anti-Doping Organization	452	944	1,396	13%
NADA	German National Anti-Doping Agency	24	1036	1,060	10%
USADA	US Anti-Doping Agency	64	864	928	8%
SUI-NADO	Antidoping Switzerland	34	881	915	8%
ASADA	Australian Sports Anti-Doping Authority	-	863	863	8%
UKAD	UK Anti-Doping	3	768	771	7%
AFLD-NADO	French Anti-Doping Agency	28	646	674	6%
ADN	Anti-Doping Norway	36	514	550	5%
CCES	Canadian Centre for Ethics in Sport	69	463	532	5%
NADA Austria	National Anti-Doping Agency Austria GmbH	6	449	455	4%
NADOF	NADO Flanders	-	348	348	3%
FINADA	Finnish Anti-Doping Agency	10	265	275	3%
PANDA	Poland Commission Against Doping in Sports	50	220	270	2%
ADoP	Portugal Anti-Doping Agency	-	237	237	2%
ADD	Anti-Doping Denmark	2	225	227	2%
ISC	Irish Sports Council	-	201	201	2%
COL-NADO	Colombian NADO	31	143	174	2%
RF	Swedish Sports Confederation	-	164	164	1%
JADA	Japan Anti-Doping Agency	-	150	150	1%
DFSNZ	Drug Free Sport New Zealand	-	137	137	1%
KAZ-NADO	Kazakhstan National Anti-Doping Centre	30	105	135	1%
SAIDS	South African Institute for Drug-Free Sport	11	109	120	1%
IND-NADO	National Anti Doping Agency -India	-	71	71	1%
HUNADO	Hungarian Anti-Doping Agency	-	66	66	1%
ADAN	Netherlands Anti-Doping Authority	-	56	56	1%
CHINADA	Chinese Anti-Doping Agency	-	50	50	0.5%
TUR-NADO	Turkish NOC- Anti-Doping Commission	44	-	44	0.4%
ESP-NADO	Spain National Anti-Doping Agency	-	40	40	0.4%
KADA	Korea Anti-Doping Agency	1	29	30	0.3%
EADA	Estonian Anti-Doping Agency	-	21	21	0.2%
LTU-NADO	Lithuanian Anti-Doping Agency	-	11	11	0.1%
LAT-NADO	Anti-Doping department of State Sports Medicine Centre	-	11	11	0.1%
CONADE-MEX	Mexican National Commission for Physical Education and Sport	5	-	5	0.05%
BSADA	Bermuda Sport Anti- Doping Authority	-	4	4	0.04%
SLOADO	Slovenian Antidoping Organization	-	2	2	0.02%
CADC	Czech Anti-Doping Committee	-	1	1	0.01%
IRI-NADO	I.R Iran National Anti-Doping Organization	-	1	1	0.01%

Totals

900 1005 1095

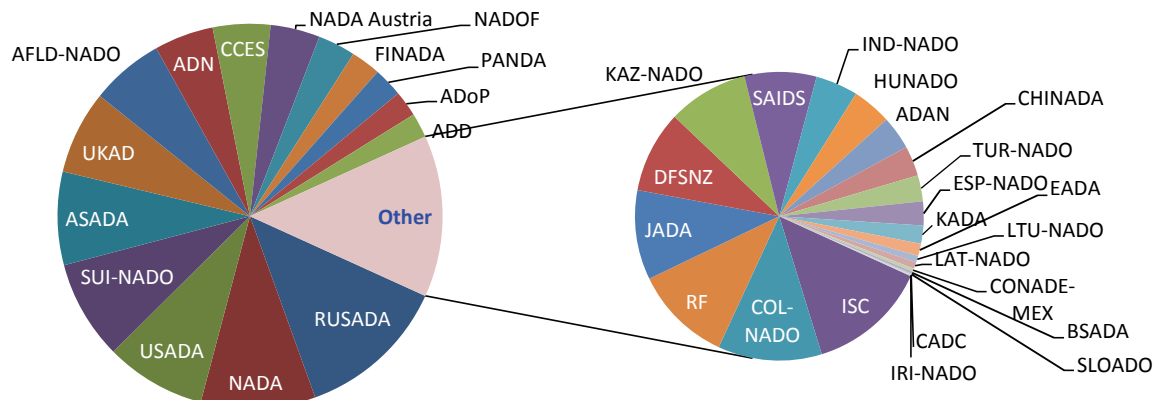
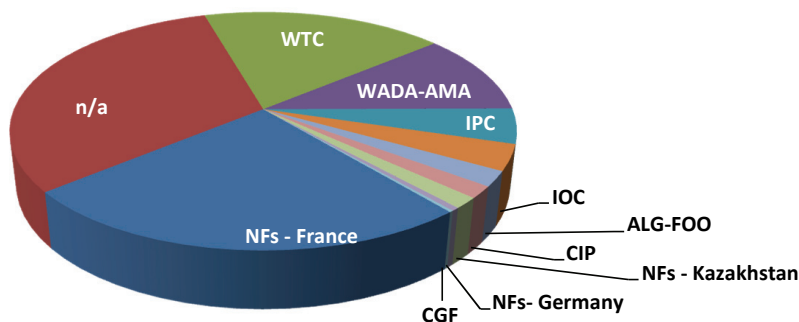


Table 12: Total ABP Samples by Testing Authority Category - continued

ADAMS Code	Other Sport Organizations	IC	OOC	Total	%
n/a	National Federations* - France	4	428	432	31%
EA	European Athletics Association	114	231	345	25%
n/a	National Federations* - France	4	428	432	31%
WTC	World Triathlon Corporation	-	253	253	18%
WADA-AMA	World Anti-Doping Agency	-	150	150	11%
IPC	International Paralympic Committee	2	63	65	5%
IOC	International Olympic Committee	48	-	48	3%
ALG-FOO	Algerian Football Federation	-	28	28	2%
CIP	Italian Paralympic Committee	-	22	22	2%
n/a	National Federations* - Kazakhstan	20	-	20	1%
n/a	National Federations* - Germany	-	6	6	0.4%
CGF	Commonwealth Games Federation	1	2	3	0.2%
Totals		189	1183	1372	

Other Sports Organizations



* Note: Although National Federations (NFs) themselves are not signatories to the World Anti-Doping Code and therefore not entitled to authorize testing independently, the rules of some National Anti-Doping Agencies and International Sport Federations may delegate testing authority to these bodies. Tests attributed to NFs therefore may in some instances be a part of NADO or IF programs.

Table 13: 2014 ABP Testing Figures - ASOIF Sport - Aquatics

ADAMS Code	Testing Authority (TA)	IC	OOC	Total	%
FINA	International Swimming Federation	1	280	281	28%
RUSADA	Russian National Anti-Doping Organization	78	130	208	21%
SUI-NADO	Antidoping Switzerland	3	74	77	8%
UKAD	UK Anti-Doping	-	62	62	6%
ASADA	Australian Sports Anti-Doping Authority	-	55	55	6%
NADA	German National Anti-Doping Agency	-	37	37	4%
USADA	US Anti-Doping Agency	-	36	36	4%
ADD	Anti-Doping Denmark	1	34	35	4%
ADN	Anti-Doping Norway	-	32	32	3%
FINADA	Finnish Anti-Doping Agency	-	27	27	3%
NADA Austria	National Anti-Doping Agency Austria GmbH	1	23	24	2%
ISC	Irish Sports Council	-	20	20	2%
JADA	Japan Anti-Doping Agency	-	16	16	2%
AFLD-NADO	French Anti-Doping Agency	-	16	16	2%
RF	Swedish Sports Confederation	-	14	14	1%
HUNADO	Hungarian Anti-Doping Agency	-	9	9	0.9%
ADoP	Portugal Anti-Doping Agency	-	7	7	0.7%
DFSNZ	Drug Free Sport New Zealand	-	6	6	0.6%
CCES	Canadian Centre for Ethics in Sport	-	5	5	0.5%
FRA-AQ	Fench Swimming Federation	-	5	5	0.5%
GER-AQ	German Swimming Federation	-	5	5	0.5%
ADAN	Netherlands Anti-Doping Authority	-	3	3	0.3%
KAZ-NADO	Kazakhstan National Anti-Doping Centre	-	3	3	0.3%
ESP-NADO	Spain National Anti-Doping Agency	-	2	2	0.2%
KADA	Korea Anti-Doping Agency	-	1	1	0.1%
IRI-NADO	I.R Iran National Anti-Doping Organization	-	1	1	0.1%
Totals		84	903	987	

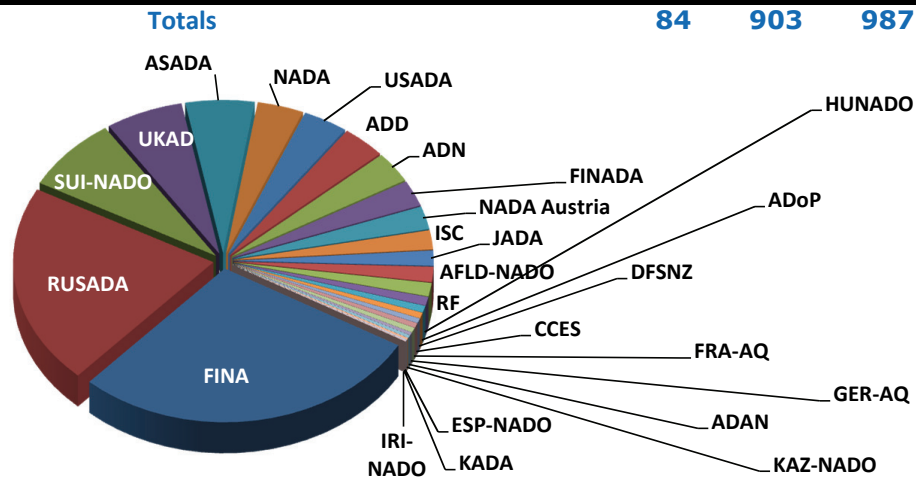


Table 14: 2014 ABP Testing Figures - ASOIF Sport - Archery

ADAMS Code	Testing Authority (TA)	IC	OOC	Total	%
-	-	-	-	-	0%
Totals		0	0	0	

Table 15: 2014 ABPTesting Figures - ASOIF Sport - Athletics

ADAMS Code	Testing Authority (TA)	IC	OOC	Total	%
IAAF	International Association of Athletics Federations	-	922	922	28%
EA	European Athletics Association	114	231	345	10%
RUSADA	Russian National Anti-Doping Organization	71	259	330	10%
USADA	US Anti-Doping Agency	17	275	292	9%
NADA	German National Anti-Doping Agency	-	212	212	6%
UKAD	UK Anti-Doping	3	152	155	5%
SUI-NADO	Antidoping Switzerland	7	140	147	4%
ASADA	Australian Sports Anti-Doping Authority	-	116	116	3%
JADA	Japan Anti-Doping Agency	-	87	87	3%
ISC	Irish Sports Council	-	81	81	2%
AFLD-NADO	French Anti-Doping Agency	16	64	80	2%
ADoP	Portugal Anti-Doping Agency	-	59	59	2%
COL-NADO	Colombian NADO	-	54	54	2%
ADN	Anti-Doping Norway	-	52	52	2%
KAZ-NADO	Kazakhstan National Anti-Doping Centre	-	49	49	1%
TUR-NADO	Turkish NOC- Anti-Doping Commission	44	-	44	1%
CHINADA	Chinese Anti-Doping Agency	-	36	36	1%
NADA Austria	National Anti-Doping Agency Austria GmbH	1	34	35	1%
PANDA	Poland Commission Against Doping in Sports	6	26	32	1%
ADD	Anti-Doping Denmark	1	28	29	1%
FINADA	Finnish Anti-Doping Agency	-	22	22	1%
RF	Swedish Sports Confederation	-	21	21	1%
ESP-NADO	Spain National Anti-Doping Agency	-	20	20	1%
FRA-ATH	French Athletics Federation	4	15	19	1%
ADAN	Netherlands Anti-Doping Authority	-	16	16	0.5%
NADOF	NADO Flanders	-	16	16	0.5%
CCES	Canadian Centre for Ethics in Sport	-	13	13	0.4%
WADA-AMA	World Anti-Doping Agency	-	11	11	0.3%
LAT-NADO	Anti-Doping department of State Sports Medicine Centre	-	7	7	0.2%
DFSNZ	Drug Free Sport New Zealand	-	6	6	0.2%
EADA	Estonian Anti-Doping Agency	-	6	6	0.2%
KADA	Korea Anti-Doping Agency	-	5	5	0.2%
CONADE-MEX	Mexican National Commission for Physical Education and Sport	5	-	5	0.2%
SAIDS	South African Institute for Drug-Free Sport	-	4	4	0.1%
HUNADO	Hungarian Anti-Doping Agency	-	2	2	0.1%
LTU-NADO	Lithuanian Anti-Doping Agency	-	1	1	0.03%
CADC	Czech Anti-Doping Committee	-	1	1	0.03%
Totals		289	3043	3332	

Table 16: 2014 ABP Testing Figures - ASOIF Sport - Badminton

ADAMS Code	Testing Authority (TA)	IC	OOC	Total	%
ADD	Anti-Doping Denmark	-	3	3	75%
AFLD-NADO	French Anti-Doping Agency	0	1	1	25%
Totals		0	4	4	

Table 17: 2014 ABP Testing Figures - ASOIF Sport - Basketball

ADAMS Code	Testing Authority (TA)	IC	OOC	Total	%
FIBA	International Basketball Federation	49	51	100	56%
AFLD-NADO	French Anti-Doping Agency	-	35	35	20%
FRA-BK	French Basketball Federation	-	29	29	16%
USADA	US Anti-Doping Agency	-	9	9	5%
ASADA	Australian Sports Anti-Doping Authority	-	3	3	2%
SLOADO	Slovenian Antidoping Organization	-	2	2	1%
Totals		49	129	178	

Table 18: 2014 ABP Blood Passport Testing Figures - Boxing

ADAMS Code	Testing Authority (TA)	IC	OOC	Total	%
USADA	US Anti-Doping Agency	13	100	113	54%
IND-NADO	National Anti Doping Agency -India	-	30	30	14%
UKAD	UK Anti-Doping	-	26	26	12%
KAZ-NADO	Kazakhstan National Anti-Doping Centre	-	19	19	9%
ASADA	Australian Sports Anti-Doping Authority	-	18	18	9%
FRA-FFBA	French Boxing Federation	-	2	2	1%
AFLD-NADO	French Anti-Doping Agency	-	2	2	1%
Totals		13	197	210	

Table 19: 2014 ABP Blood Passport Testing Figures - Canoe / Kayak

ADAMS Code	Testing Authority (TA)	IC	OOC	Total	%
CCES	Canadian Centre for Ethics in Sport	2	147	149	26%
NADA	German National Anti-Doping Agency	-	82	82	14%
RUSADA	Russian National Anti-Doping Organization	34	34	68	12%
PANDA	Poland Commission Against Doping in Sports	7	49	56	10%
ADoP	Portugal Anti-Doping Agency	-	37	37	7%
ASADA	Australian Sports Anti-Doping Authority	-	22	22	4%
HUNADO	Hungarian Anti-Doping Agency	-	22	22	4%
KAZ-NADO	Kazakhstan National Anti-Doping Centre	21	-	21	4%
ICF	International Canoe Federation	-	19	19	3%
FINADA	Finnish Anti-Doping Agency	-	16	16	3%
ADD	Anti-Doping Denmark	-	15	15	3%
NADA Austria	National Anti-Doping Agency Austria GmbH	-	14	14	2%
ADN	Anti-Doping Norway	-	13	13	2%
ISC	Irish Sports Council	-	12	12	2%
RF	Swedish Sports Confederation	-	9	9	2%
DFSNZ	Drug Free Sport New Zealand	-	5	5	1%
ESP-NADO	Spain National Anti-Doping Agency	-	3	3	1%
LTU-NADO	Lithuanian Anti-Doping Agency	-	3	3	1%
Totals		64	502	566	

Table 20: 2013 ABP Blood Passport Testing Figures - Curling

ADAMS Code	Testing Authority (TA)	IC	OOC	Total	%
AFLD-NADO	French Anti-Doping Agency	-	4	4	57%
FRA-GL	French Ice Sports Federation	-	3	3	43%
Totals		0	7	7	

Table 21: 2014 ABP Testing Figures - ASOIF Sport - Cycling

ADAMS Code	Testing Authority (TA)	IC	OOB	Total	%
UCI	International Cycling Union	2738	3090	5828	72%
NADO F	NADO Flanders	-	289	289	4%
USADA	US Anti-Doping Agency	16	271	287	4%
NADA	German National Anti-Doping Agency	-	212	212	3%
SUI-NADO	Antidoping Switzerland	-	190	190	2%
ADoP	Portugal Anti-Doping Agency	-	120	120	1%
COL-NADO	Colombian NADO	31	89	120	1%
ASADA	Australian Sports Anti-Doping Authority	-	116	116	1%
CCES	Canadian Centre for Ethics in Sport	52	61	113	1%
RUSADA	Russian National Anti-Doping Organization	106	6	112	1%
SAIDS	South African Institute for Drug-Free Sport	5	86	91	1%
ADN	Anti-Doping Norway	-	87	87	1%
UKAD	UK Anti-Doping	-	73	73	0.9%
NADA Austria	National Anti-Doping Agency Austria GmbH	-	63	63	0.8%
ISC	Irish Sports Council	-	52	52	0.6%
ADD	Anti-Doping Denmark	-	51	51	0.6%
DFSNZ	Drug Free Sport New Zealand	-	49	49	0.6%
PANDA	Poland Commission Against Doping in Sports	30	12	42	0.5%
AFLD-NADO	French Anti-Doping Agency	11	31	42	0.5%
IND-NADO	National Anti Doping Agency -India	-	33	33	0.4%
ADAN	Netherlands Anti-Doping Authority	-	25	25	0.3%
RF	Swedish Sports Confederation	-	17	17	0.2%
FRA-FFC	French Cycling Federation	-	15	15	0.2%
ESP-NADO	Spain National Anti-Doping Agency	-	11	11	0.1%
KADA	Korea Anti-Doping Agency	1	4	5	0.1%
FINADA	Finnish Anti-Doping Agency	-	4	4	0.05%
JADA	Japan Anti-Doping Agency	-	3	3	0.04%
HUNADO	Hungarian Anti-Doping Agency	-	2	2	0.02%
CGF	Commonwealth Games Federation	1	-	1	0.01%
Totals		2991	5062	8053	

2014 ABP Blood Passport Testing Figures - Cycling

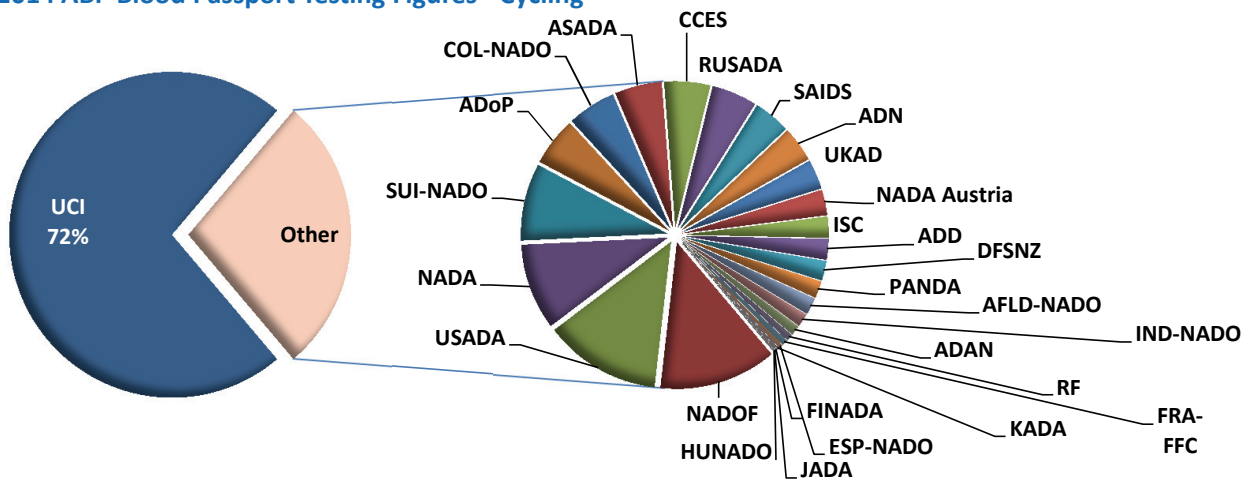


Table 22: 2014 ABP Testing Figures - ASOIF Sport - Equestrian

ADAMS Code	Testing Authority (TA)	IC	OOC	Total	%
-	-	-	-	-	0%
Totals		0	0	0	

Table 23: 2014 ABP Testing Figures - ASOIF Sport - Fencing

ADAMS Code	Testing Authority (TA)	IC	OOC	Total	%
-	-	-	-	-	0%
Totals		0	0	0	

Table 24: 2014 ABP Testing Figures - ASOIF Sport - Field Hockey

ADAMS Code	Testing Authority (TA)	IC	OOC	Total	%
ASADA	Australian Sports Anti-Doping Authority	-	4	4	100%
Totals		0	4	4	

Table 25: 2014 ABP Testing Figures - ASOIF Sport - Football

ADAMS Code	Testing Authority (TA)	IC	OOC	Total	%
UKAD	UK Anti-Doping	-	192	192	21%
FIFA	International Federation of Association Football	72	109	181	20%
AFLD-NADO	French Anti-Doping Agency	-	178	178	20%
FRA-FB	French Football Federation	-	96	96	11%
NADA Austria	National Anti-Doping Agency Austria GmbH	4	79	83	9%
ASADA	Australian Sports Anti-Doping Authority	-	71	71	8%
PANDA	Poland Commission Against Doping in Sports	-	40	40	4%
ALG-FOO	Algerian Football Federation	-	28	28	3%
ADN	Anti-Doping Norway	-	21	21	2%
NADA	German National Anti-Doping Agency	-	18	18	2%
GER-FOOT	German Fussball Federation	-	1	1	0%
Totals		76	833	909	

Table 26: 2014 ABP Testing Figures - ASOIF Sport - Golf

ADAMS Code	Testing Authority (TA)	IC	OOC	Total	%
-	-	-	-	-	0%
Totals		0	0	0	

Table 27: 2014 ABP Testing Figures - ASOIF Sport - Gymnastics

ADAMS Code	Testing Authority (TA)	IC	OOC	Total	%
AFLD-NADO	French Anti-Doping Agency	-	15	15	71%
FRA-GYM	French Gymnastic Federation	-	5	5	24%
ADAN	Netherlands Anti-Doping Authority	-	1	1	5%
Totals		0	21	21	

Table 28: 2014 ABP Testing Figures - ASOIF Sport - Handball

ADAMS Code	Testing Authority (TA)	IC	OOC	Total	%
FRA-FFHB	French Handball Federation	-	43	43	57%
IHF	International Handball Federation	12	6	18	24%
AFLD-NADO	French Anti-Doping Agency	-	14	14	19%
Totals		12	63	75	

Table 29: 2014 ABP Testing Figures - ASOIF Sport - Judo

ADAMS Code	Testing Authority (TA)	IC	OOC	Total	%
AFLD-NADO	French Anti-Doping Agency	-	15	15	43%
HUNADO	Hungarian Anti-Doping Agency	-	10	10	29%
FRA-FFJDA	French Federation of Judo, Jujitsu, Kendo and related disciplines	-	9	9	26%
ADAN	Netherlands Anti-Doping Authority	-	1	1	3%
Totals		0	35	35	

Table 30: 2014 ABP Testing Figures - ASOIF Sport - Modern Pentathlon

ADAMS Code	Testing Authority (TA)	IC	OOC	Total	%
UIPM	International Modern Pentathlon Union	-	39	39	56%
UKAD	UK Anti-Doping	-	19	19	27%
ISC	Irish Sports Council	-	6	6	9%
AFLD-NADO	French Anti-Doping Agency	-	4	4	6%
LTU-NADO	Lithuanian Anti-Doping Agency	-	2	2	3%
Totals		0	70	70	

Table 31: 2014 ABP Testing Figures - ASOIF Sport - Rowing

ADAMS Code	Testing Authority (TA)	IC	OOC	Total	%
FISA	International Rowing Federation	15	259	274	27.3%
RUSADA	Russian National Anti-Doping Organization	23	166	189	18.8%
NADA	German National Anti-Doping Agency	-	87	87	8.7%
UKAD	UK Anti-Doping	-	76	76	7.6%
SUI-NADO	Antidoping Switzerland	-	60	60	6.0%
CCES	Canadian Centre for Ethics in Sport	9	41	50	5.0%
PANDA	Poland Commission Against Doping in Sports	-	50	50	5.0%
DFSNZ	Drug Free Sport New Zealand	-	46	46	4.6%
ADD	Anti-Doping Denmark	-	42	42	4%
NADA Austria	National Anti-Doping Agency Austria GmbH	-	22	22	2.2%
ASADA	Australian Sports Anti-Doping Authority	-	20	20	2.0%
FRA-FFSA	French Rowing Federation	-	19	19	1.9%
ADN	Anti-Doping Norway	1	16	17	2%
FINADA	Finnish Anti-Doping Agency	-	17	17	1.7%
KADA	Korea Anti-Doping Agency	-	13	13	1.3%
AFLD-NADO	French Anti-Doping Agency	-	7	7	0.7%
CHINADA	Chinese Anti-Doping Agency	-	6	6	0.6%
RF	Swedish Sports Confederation	-	5	5	0.5%
LTU-NADO	Lithuanian Anti-Doping Agency	-	4	4	0.4%
Totals		48	956	1004	

Table 32: 2014 ABP Testing Figures - ASOIF Sport - Rugby

ADAMS Code	Testing Authority (TA)	IC	OOC	Total	%
AFLD-NADO	French Anti-Doping Agency	-	73	73	26%
ASADA	Australian Sports Anti-Doping Authority	-	70	70	25%
FFR	French Rugby Federation	-	68	68	24%
World Rugby	World Rugby	-	63	63	23%
UKAD	UK Anti-Doping	-	6	6	2%
Totals		0	280	280	

Table 33: 2014 ABP Testing Figures - ASOIF Sport - Sailing

ADAMS Code	Testing Authority (TA)	IC	OOC	Total	%
-	-	-	-	-	0%
Totals		0	0	0	

Table 34: 2014 ABP Testing Figures - ASOIF Sport - Shooting

ADAMS Code	Testing Authority (TA)	IC	OOC	Total	%
-	-	-	-	-	0%
Totals		0	0	0	

Table 35: 2014 ABP Testing Figures - ASOIF - Table Tennis

ADAMS Code	Testing Authority (TA)	IC	OOC	Total	%
ITTF	International Table Tennis Federation	-	12	12	100%
Totals		0	12	12	

Table 36: 2014 ABP Testing Figures - ASOIF - Taekwondo

ADAMS Code	Testing Authority (TA)	IC	OOC	Total	%
AFLD-NADO	French Anti-Doping Agency	-	6	6	55%
FRA-FFTDA	French Federation of Taekwondo and Associated Disciplines	-	5	5	45%
Totals		0	11	11	

Table 37: 2014 ABP Testing Figures - ASOIF - Tennis

ADAMS Code	Testing Authority (TA)	IC	OOC	Total	%
ITF	International Tennis Federation	202	410	612	91%
USADA	US Anti-Doping Agency	-	21	21	3%
UKAD	UK Anti-Doping	0	10	10	1%
FRA-TE	French Tennis Federation	-	9	9	1%
AFLD-NADO	French Anti-Doping Agency	1	8	9	1%
NADA	German National Anti-Doping Agency	-	5	5	1%
NADA Austria	National Anti-Doping Agency Austria GmbH	-	3	3	0.4%
ADD	Anti-Doping Denmark	0	1	1	0.1%
Totals		203	467	670	

Table 38: 2014 ABP Testing Figures - ASOIF - Triathlon

ADAMS Code	Testing Authority (TA)	IC	OOC	Total	%
NADA	German National Anti-Doping Agency	20	168	188	18%
SUI-NADO	Antidoping Switzerland	1	145	146	14%
ASADA	Australian Sports Anti-Doping Authority	-	109	109	11%
ITU	International Triathlon Union	12	80	92	9%
USADA	US Anti-Doping Agency	-	70	70	7%
UKAD	UK Anti-Doping	-	63	63	6%
CCES	Canadian Centre for Ethics in Sport	-	47	47	5%
ADD	Anti-Doping Denmark	-	45	45	4%
NADOF	NADO Flanders	-	39	39	4%
NADA Austria	National Anti-Doping Agency Austria GmbH	-	36	36	3%
RUSADA	Russian National Anti-Doping Organization	31	5	36	3%
JADA	Japan Anti-Doping Agency	-	21	21	2%
DFSNZ	Drug Free Sport New Zealand	-	20	20	2%
FINADA	Finnish Anti-Doping Agency	-	17	17	2%
ISC	Irish Sports Council	-	14	14	1%
SAIDS	South African Institute for Drug-Free Sport	6	8	14	1%
ADoP	Portugal Anti-Doping Agency	-	13	13	1%
AFLD-NADO	French Anti-Doping Agency	-	13	13	1%
FRA-TRI	French Triathlon Federation	-	12	12	1%
CHINADA	Chinese Anti-Doping Agency	-	8	8	1%
RF	Swedish Sports Confederation	-	8	8	1%
ADAN	Netherlands Anti-Doping Authority	-	7	7	1%
ADN	Anti-Doping Norway	-	4	4	0.4%
BSADA	Bermuda Sport Anti- Doping Authority	-	3	3	0.3%
ESP-NADO	Spain National Anti-Doping Agency	-	2	2	0.2%
HUNADO	Hungarian Anti-Doping Agency	-	2	2	0.2%
CGF	Commonwealth Games Federation	-	2	2	0.2%
Totals		70	961	1031	

Table 39: 2014 ABP Testing Figures - ASOIF - Volleyball

ADAMS Code	Testing Authority (TA)	IC	OOC	Total	%
FRA-VB	French Volleyball Federation	-	18	18	51%
AFLD-NADO	French Anti-Doping Agency	-	17	17	49%
Totals		0	35	35	

Table 40: 2014 ABP Testing Figures - ASOIF - Weightlifting

ADAMS Code	Testing Authority (TA)	IC	OOC	Total	%
AFLD-NADO	French Anti-Doping Agency	-	24	24	20%
KAZ-NADO	Kazakhstan National Anti-Doping Centre	-	20	20	16%
FFHMFAC	French Federation of Weightlifting, Powerlifting and Bodybuilding	-	18	18	15%
USADA	US Anti-Doping Agency	-	13	13	11%
HUNADO	Hungarian Anti-Doping Agency	-	12	12	10%
JADA	Japan Anti-Doping Agency	-	12	12	10%
IND-NADO	National Anti Doping Agency -India	-	8	8	7%
ASADA	Australian Sports Anti-Doping Authority	-	6	6	5%
PANDA	Poland Commission Against Doping in Sports	-	5	5	4%
UKAD	UK Anti-Doping	-	2	2	2%
KAZ-NADO	Kazakhstan National Anti-Doping Centre	-	1	1	1%
ADD	Anti-Doping Denmark	-	1	1	1%
Totals		0	122	122	

Table 41: 2014 ABP Testing Figures - ASOIF - Wrestling

ADAMS Code	Testing Authority (TA)	IC	OOC	Total	%
HUNADO	Hungarian Anti-Doping Agency	-	7	7	33%
AFLD-NADO	French Anti-Doping Agency	-	6	6	29%
FRA-FFL	French Wrestling Federation	-	5	5	24%
KAZ-NADO	Kazakhstan National Anti-Doping Centre	-	2	2	10%
LTU-NADO	Lithuanian Anti-Doping Agency	-	1	1	5%
Totals		0	21	21	

Table 42: 2014 ABP Testing Figures - AIOWF Sport - Biathlon

ADAMS Code	Testing Authority (TA)	IC	OOC	Total	%
IBU	International Biathlon Union	76	126	202	32%
RUSADA	Russian National Anti-Doping Organization	-	75	75	12%
ADN	Anti-Doping Norway	8	61	69	11%
NADA	German National Anti-Doping Agency	-	50	50	8%
WADA-AMA	World Anti-Doping Agency	-	38	38	6%
NADA Austria	National Anti-Doping Agency Austria GmbH	-	34	34	5%
SUI-NADO	Antidoping Switzerland	3	29	32	5%
IOC	International Olympic Committee	29	-	29	5%
CCES	Canadian Centre for Ethics in Sport	-	27	27	4%
FINADA	Finnish Anti-Doping Agency	-	17	17	3%
UKAD	UK Anti-Doping	-	14	14	2%
PANDA	Poland Commission Against Doping in Sports	5	8	13	2%
RF	Swedish Sports Confederation	-	10	10	2%
KAZ-NADO	Kazakhstan National Anti-Doping Centre	9	-	9	1%
AFLD-NADO	French Anti-Doping Agency	-	5	5	1%
FIS	International Ski Federation	-	4	4	1%
KADA	Korea Anti-Doping Agency	-	3	3	0.5%
FRA-SKI	French Ski Federation	-	1	1	0.2%
Totals		130	502	632	

Table 43: 2014 ABP Testing Figures - AIOWF Sport - Bobsleigh

ADAMS Code	Testing Authority (TA)	IC	OOC	Total	%
SUI-NADO	Antidoping Switzerland	7	60	67	56%
WADA-AMA	World Anti-Doping Agency	-	20	20	17%
USADA	US Anti-Doping Agency	-	12	12	10%
AFLD-NADO	French Anti-Doping Agency	-	9	9	8%
NADA Austria	National Anti-Doping Agency Austria GmbH	-	5	5	4%
LAT-NADO	Anti-Doping department of State Sports Medicine Centre	-	4	4	3%
FRA-GL	French Ice Sports Federation	-	3	3	3%
Totals		7	113	120	

Table 44: 2014 ABP Testing Figures - AIOWF Sport - Ice Hockey

ADAMS Code	Testing Authority (TA)	IC	OOC	Total	%
NADA Austria	National Anti-Doping Agency Austria GmbH	-	68	68	94%
CCES	Canadian Centre for Ethics in Sport	-	4	4	6%
Totals		0	72	72	

Table 45: 2014 ABP Testing Figures - AIOWF Sport - Luge

ADAMS Code	Testing Authority (TA)	IC	OOC	Total	%
USADA	US Anti-Doping Agency	-	2	2	40%
AFLD-NADO	French Anti-Doping Agency	-	2	2	40%
FRA-GL	French Ice Sports Federation	-	1	1	20%
Totals		0	5	5	

Table 46: 2014 ABP Testing Figures - AIOWF - Skating

ADAMS Code	Testing Authority (TA)	IC	OOC	Total	%
ISU	International Skating Union	461	155	616	53%
RUSADA	Russian National Anti-Doping Organization	48	128	176	15%
CCES	Canadian Centre for Ethics in Sport	6	74	80	7%
NADA	German National Anti-Doping Agency	4	70	74	6%
WADA-AMA	World Anti-Doping Agency	-	42	42	4%
ADN	Anti-Doping Norway	2	30	32	3%
FINADA	Finnish Anti-Doping Agency	-	26	26	2%
AFLD-NADO	French Anti-Doping Agency	-	25	25	2%
PANDA	Poland Commission Against Doping in Sports	2	19	21	2%
FRA-GL	French Ice Sports Federation	-	13	13	1%
IOC	International Olympic Committee	11	-	11	1%
ASADA	Australian Sports Anti-Doping Authority	-	10	10	1%
RF	Swedish Sports Confederation	-	8	8	1%
SUI-NADO	Antidoping Switzerland	-	7	7	1%
JADA	Japan Anti-Doping Agency	-	6	6	0.5%
ADAN	Netherlands Anti-Doping Authority	-	3	3	0.3%
USADA	US Anti-Doping Agency	-	2	2	0.2%
Totals		534	618	1152	

Table 47: 2014 ABP Testing Figures - AIOWF - Skiing

ADAMS Code	Testing Authority (TA)	IC	OOC	Total	%
FIS	International Ski Federation	4	1125	1129	51%
ADN	Anti-Doping Norway	25	167	192	9%
RUSADA	Russian National Anti-Doping Organization	61	130	191	9%
SUI-NADO	Antidoping Switzerland	13	127	140	6%
FINADA	Finnish Anti-Doping Agency	10	113	123	6%
NADA	German National Anti-Doping Agency	-	89	89	4%
RF	Swedish Sports Confederation	-	71	71	3%
NADA Austria	National Anti-Doping Agency Austria GmbH	-	61	61	3%
CCES	Canadian Centre for Ethics in Sport	-	41	41	2%
WADA-AMA	World Anti-Doping Agency	-	39	39	2%
AFLD-NADO	French Anti-Doping Agency	-	33	33	1%
FRA-SKI	French Ski Federation	-	26	26	1%
KAZ-SKI	Kazakhstan Ski Association	20	-	20	1%
EADA	Estonian Anti-Doping Agency	-	15	15	1%
KAZ-NADO	Kazakhstan National Anti-Doping Centre	-	11	11	0.5%
PANDA	Poland Commission Against Doping in Sports	-	11	11	0.5%
UKAD	UK Anti-Doping	-	10	10	0.5%
IOC	International Olympic Committee	8	-	8	0.4%
JADA	Japan Anti-Doping Agency	-	4	4	0.2%
KADA	Korea Anti-Doping Agency	-	3	3	0.1%
USADA	US Anti-Doping Agency	-	3	3	0.1%
BSADA	Bermuda Sport Anti-Doping Authority	-	1	1	0.05%
Totals		141	2080	2221	

Table 48: Total 2014 ABP Testing Figures - ARISF Sports

Baseball

ADAMS Code	Testing Authority (TA)	IC	OOB	Total	%
ASADA	Australian Sports Anti-Doping Authority	2	-	2	100.0%
Totals		2	0	2	

Cricket

ADAMS Code	Testing Authority (TA)	IC	OOB	Total	%
ASADA	Australian Sports Anti-Doping Authority	-	26	26	100%
Totals		0	26	26	

Karate

ADAMS Code	Testing Authority (TA)	IC	OOB	Total	%
AFLD-NADO	French Anti-Doping Agency	-	5	5	63%
FRA-KT	French Federation of Karate and Associated Disciplines	-	3	3	38%
Totals		0	8	8	

Life Saving

ADAMS Code	Testing Authority (TA)	IC	OOB	Total	%
ASADA	Australian Sports Anti-Doping Authority	-	1	1	100%
Totals		0	1	1	

Motorcycling

ADAMS Code	Testing Authority (TA)	IC	OOB	Total	%
FIM	International Motorcycling Federation	5	5	10	50%
USADA	US Anti-Doping Agency	10	-	10	50%
Totals		15	5	20	

Mountaineering and Climbing

ADAMS Code	Testing Authority (TA)	IC	OOB	Total	%
AFLD-NADO	French Anti-Doping Agency	-	5	5	50%
SUI-NADO	Antidoping Switzerland	-	3	3	30%
ESP-NADO	Spain National Anti-Doping Agency	-	2	2	20%
Totals		0	10	10	

Orienteering

ADAMS Code	Testing Authority (TA)	IC	OOB	Total	%
ADN	Anti-Doping Norway	-	25	25	45%
SUI-NADO	Antidoping Switzerland	-	23	23	42%
FINADA	Finnish Anti-Doping Agency	-	6	6	11%
ADD	Anti-Doping Denmark	-	1	1	2%
Totals		0	55	55	

Table 48: Total 2014 ABP Testing Figures - ARISF Sports - continued

Roller Sports

ADAMS Code	Testing Authority (TA)	IC	OOC	Total	%
RF	Swedish Sports Confederation	-	1	1	100%
Totals		0	1	1	

Ski-Mountaineering

ADAMS Code	Testing Authority (TA)	IC	OOC	Total	%
ISMF	International Ski Mountaineering Federation	-	38	38	73%
SUI-NADO	Antidoping Switzerland	-	12	12	23%
AFLD-NADO	French Anti-Doping Agency	-	2	2	4%
Totals		0	52	52	

Sport Climbing

ADAMS Code	Testing Authority (TA)	IC	OOC	Total	%
AFLD-NADO	French Anti-Doping Agency	-	1	1	100%
Totals		0	1	1	

Squash

ADAMS Code	Testing Authority (TA)	IC	OOC	Total	%
UKAD	UK Anti-Doping	-	33	33	75%
WSF	World Squash Federation	1	7	8	18%
AFLD-NADO	French Anti-Doping Agency	-	3	3	7%
Totals		1	43	44	

Underwater Sports

ADAMS Code	Testing Authority (TA)	IC	OOC	Total	%
CMAS	World Underwater Federation	-	26	26	100%
Totals		0	26	26	

Table 49: Total 2014 ABP Testing Figures - AIMS Sports

Bodybuilding

ADAMS Code	Testing Authority (TA)	IC	OOC	Total	%
JADA	Japan Anti-Doping Agency	-	1	1	100%
Totals		0	1	1	

Powerlifting

ADAMS Code	Testing Authority (TA)	IC	OOC	Total	%
AFLD-NADO	French Anti-Doping Agency	-	12	12	71%
FFHMFAC	French Federation of Weightlifting, Powerlifting and Bodybuilding	-	5	5	29%
Totals		0	17	17	

Table 50: Total 2014 ABP Testing Figures - IPC Sports/disciplines

ADAMS Code	Testing Authority (TA)	Sport or Discipline	IC	OOB	Total	%
CIP	Italian Paralympic Committee	Ice Sledge Hockey	-	5	5	4%
AFLD-NADO	French Anti-Doping Agency		-	7	7	6%
NADA Austria	National Anti-Doping Agency Austria GmbH	IPC Alpine	-	5	5	4%
SUI-NADO	Antidoping Switzerland		-	1	1	1%
IPC	International Paralympic Committee		1	13	14	11%
RUSADA	Russian National Anti-Doping Organization		-	11	11	9%
SUI-NADO	Antidoping Switzerland	IPC Athletics	-	7	7	6%
ISC	Irish Sports Council		-	6	6	5%
CCES	Canadian Centre for Ethics in Sport		-	2	2	2%
ADoP	Portugal Anti-Doping Agency		-	1	1	1%
CIP	Italian Paralympic Committee		-	5	5	4%
ADN	Anti-Doping Norway	IPC Biathlon	-	4	4	3%
IPC	International Paralympic Committee		-	3	3	2%
IPC	International Paralympic Committee		1	25	26	20%
ADN	Anti-Doping Norway	IPC Nordic Cross-Country	-	1	1	1%
CCES	Canadian Centre for Ethics in Sport		-	1	1	1%
ISC	Irish Sports Council	IPC Powerlifting	-	3	3	2%
IPC	International Paralympic Committee	Skiing	-	22	22	17%
AFLD-NADO	French Anti-Doping Agency	Para-Snowboard	-	3	3	2%
Totals			2	125	127	

Table 51: Total 2014 ABP Testing Figures - Sports for Athletes with an Impairment

ADAMS Code	Testing Authority (TA)	Sport or Discipline	IC	OOB	Total	%
AFLD-NADO	French Anti-Doping Agency	Adapted Weightlifting	-	1	1	3%
NADA Austria	National Anti-Doping Agency Austria GmbH	CISS Athletics	-	2	2	6%
ISC	Irish Sports Council		-	7	7	21%
SUI-NADO	Antidoping Switzerland	Para-Cycling	-	2	2	6%
ADN	Anti-Doping Norway		-	1	1	3%
CIP	Italian Paralympic Committee	Wheelchair Basketball	-	12	12	36%
ITF	International Tennis Federation	Wheelchair Tennis	-	8	8	24%
Totals			0	33	33	

Table 52: Total 2014 ABP Testing Figures - Other Sports - Code Signatories

ADAMS Code	Testing Authority (TA)	Sport or Discipline	IC	OOB	Total	%
ASADA	Australian Sports Anti-Doping Authority	National Rugby league	-	97	97	23%
WTC	World Triathlon Corporation		-	253	253	59%
USADA	US Anti-Doping Agency		-	40	40	9%
SAIDS	South African Institute for Drug-Free Sport		-	11	11	3%
ASADA	Australian Sports Anti-Doping Authority		-	6	6	1%
NADA	German National Anti-Doping Agency	Ironman Triathlon	-	6	6	1%
DFSNZ	Drug Free Sport New Zealand		-	5	5	1%
UKAD	UK Anti-Doping		-	5	5	1%
ADD	Anti-Doping Denmark		-	4	4	1%
SUI-NADO	Antidoping Switzerland		-	1	1	0%
Totals			0	428	428	

Table 53: Total 2014 ABP Testing Figures - Other Sports

ADAMS Code	Testing Authority (TA)	Sport or Discipline	IC	OOB	Total	%
UKAD	UK Anti-Doping	Professional Boxing	-	25	25	6%
USADA	US Anti-Doping Agency		8	10	18	4%
ASADA	Australian Sports Anti-Doping Authority	Australian Rules Football	-	111	111	26%
NADOF	NADO Flanders	Duathlon	-	4	4	1%
Totals			8	150	158	