

January
2023

2021 Anti-Doping Testing Figures

Please click on the sub-report title to access it directly.

To print, please insert the pages indicated below.

[Executive Summary – pp. 2-9](#) (7 pages)

[Laboratory Report – pp. 10-39](#) (30 pages)

[Sport Report – pp. 40-153](#) (114 pages)

[Testing Authority Report – pp. 154-267](#) (114 pages)

[ABP Report-Blood Analysis – pp. 268-311](#) (44 pages)

2021 Anti-Doping Testing Figures

EXECUTIVE SUMMARY

EXECUTIVE SUMMARY

This Executive Summary is intended to assist stakeholders in navigating the data outlined within the 2021 Testing Figures Report (2021 Report) and to highlight overall trends.

The 2021 Report summarizes the results of all the samples WADA-accredited Laboratories analyzed and reported into WADA's Anti-Doping Administration and Management System (ADAMS) in 2021. This is the first set of global testing figures under the version of the World Anti-Doping Code (Code) that came into effect in January 2021. The 2021 Report – which includes this Executive Summary and sub-reports by Laboratory, Sport, Testing Authority (TA) and Athlete Biological Passport (ABP) Blood Analysis – includes in- and out-of-competition urine samples; blood and ABP blood data; and the resulting Adverse Analytical Findings (AAFs) and Atypical Findings (ATFs).

The 2021 Testing Figures Report only focuses on anti-doping data that is reported into ADAMS and no longer includes data that is not reported into ADAMS but provided by certain Laboratories in aggregate.

It should be noted when comparing the figures from the 2021 Report to the 2020 Report, that the COVID-19 pandemic significantly impacted the total number of samples collected in 2020.

REPORT HIGHLIGHTS

- A **61.2% increase in the number of samples** (both urine and non-ABP blood samples) analyzed and reported into ADAMS: 149,758 in 2020 to 241,430 in 2021.
- An **increase in the total number of samples analyzed and reported by nearly all WADA-accredited laboratories and WADA-approved laboratories into ADAMS in 2021 compared to 2020.**
- An **increase in the total number and percentage of non-ABP blood samples** analyzed: 7.3% (10,940 of 149,758 samples) in 2020 to 9.3% (22,398 Blood + DBS samples out of 241,430).
- An **increase of 36% in the number of ABP blood samples** analyzed: 22,666 in 2020 to 30,821 in 2021.
- A **decrease in the total percentage of AAFs**: 0.67% in 2020 (1,009 AAFs from 149,758 samples) to 0.65% (1,560 AAFs from 241,430 samples).
- An **increase in the total number of AAFs for growth hormone (GH)**: 1 in 2020 to 7 in 2021, including the first reported AAF for a [GH biomarker](#).

USE OF ADAMS

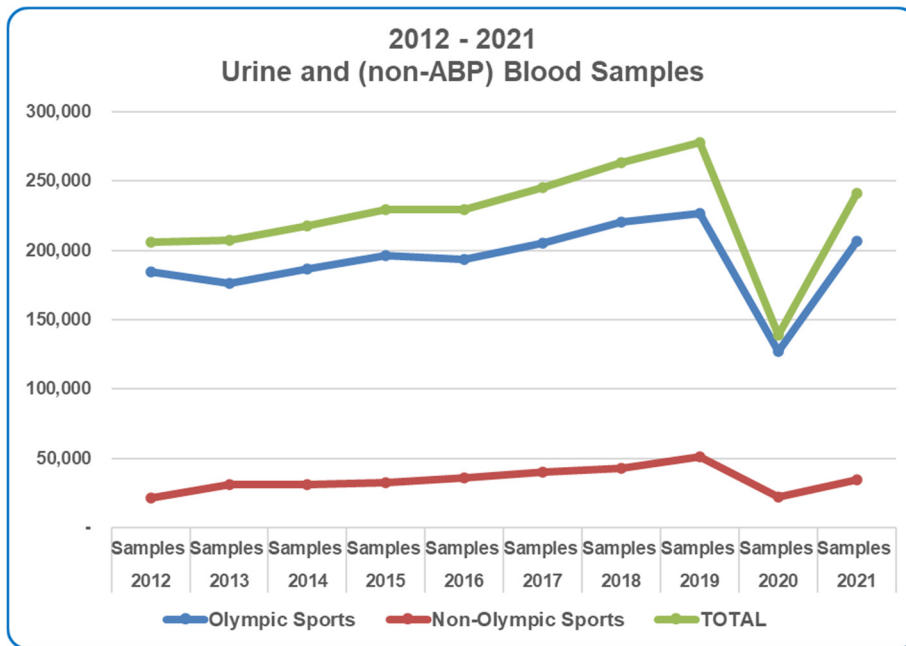
ADAMS continues to be a critical data-gathering tool for the anti-doping community.

The figures of urine, blood, dried blood spot (DBS) and ABP samples were compiled according to the 'Sample Collection Date' (and not the WADA-accredited Laboratory's 'Sample Reception Date'). This is a result of the efforts made by the WADA-accredited Laboratories to incorporate the collection date into their ADAMS reporting. The data was compiled using sample collection dates between 1 January and 31 December 2021.

In addition, in 2021, WADA adjusted Anti-Doping Organization (ADO) and Delegated Third Party (DTP) accounts to ensure the ADAMS account structure reflects the 2021 Code. Under the 2021 Code, only a Signatory can act as the Testing Authority (TA) or Results Management Authority (RMA). Therefore, changes were incorporated into the ADAMS reporting process to ensure that only laboratory results that fall under the World Anti-Doping Program (e.g., only tests where a Signatory ADO is the Testing Authority) were reported in ADAMS. The results from laboratory testing of samples from non-signatories are no longer reported in ADAMS.

OVERALL FINDINGS

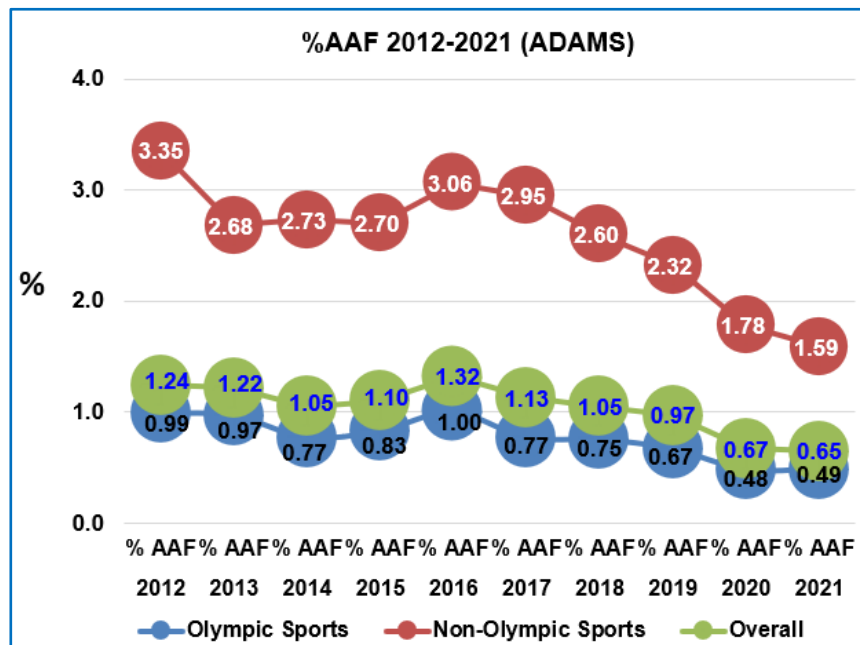
The 2021 data shows an increase of 46.1% in the number of overall samples analyzed from 149,758 in 2020 to 241,430 in 2021.



There was a decrease in the percentage of total findings (AAFs and ATFs - combined) from 0.82% in 2020 to 0.77% in 2021.

In addition, the data shows a decrease in the percentage of AAFs – more commonly known as positive tests – from 0.67% in 2020 to 0.65% in 2021.

In 2021, the proportion of ATFs reported (312 ATFs in 241,430 samples) decreased relative to 2020 (217 ATFs in 149,758 samples).



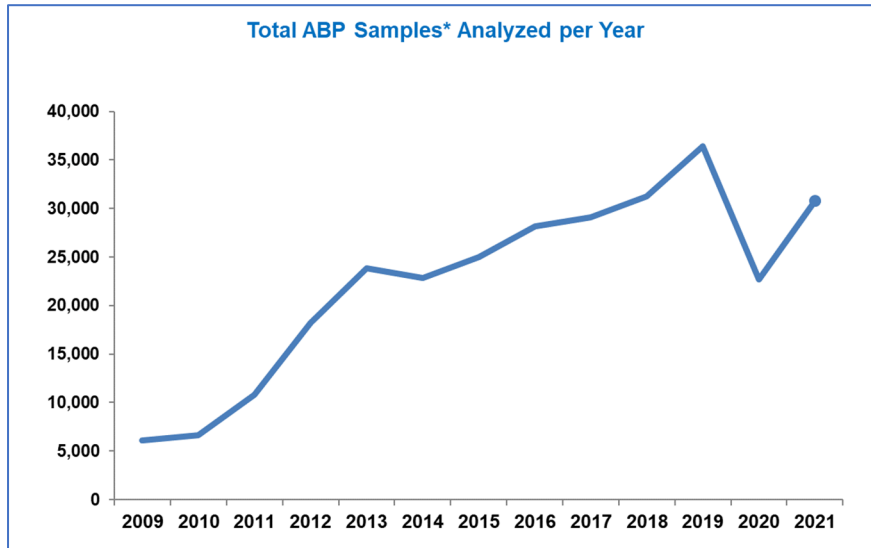
The results also show an increase in the number of (non-ABP) blood samples analyzed from 10,940 in 2020 to 22,398 (blood + DBS samples) in 2021.

IMPLEMENTATION OF ABP

Blood ABP

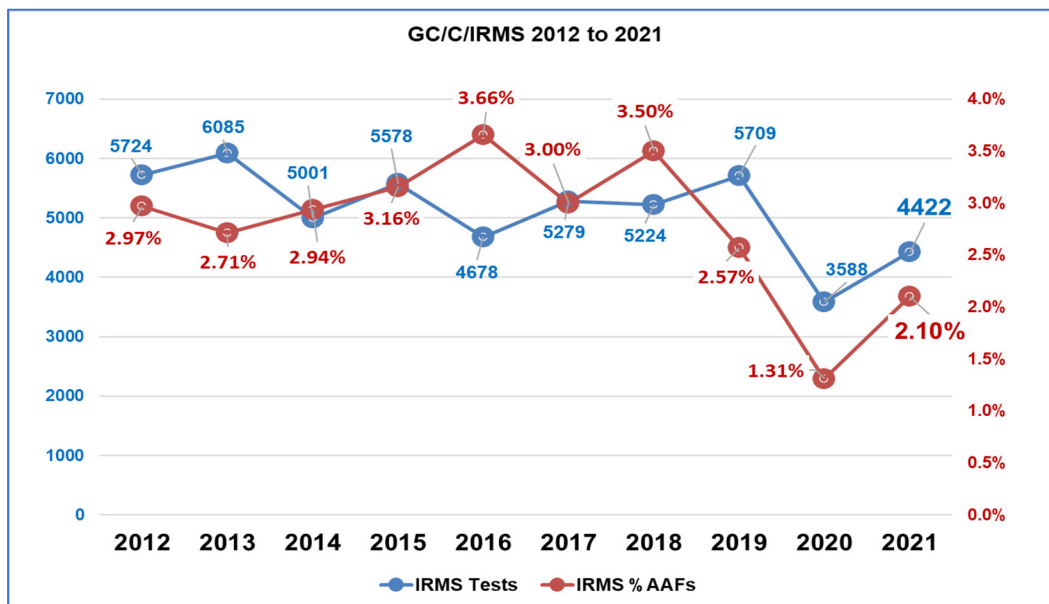
The number of International Federations (IFs) that included ABP blood testing was 26 in 2021 (compared to 24 in 2020) while the number of National Anti-Doping Organizations (NADOs) increased from 60 in 2020 to 72 in 2021.

The total number of ABP samples increased by 36% compared to 2020 (22,666 in 2020 to 30,821 in 2021).



Steroidal ABP

The gas chromatography combustion isotope ratio mass spectrometry (GC/C/IRMS) analytical method is an important test connected to the steroidal module of the ABP for urine samples. IRMS can be triggered by the ABP or requested by the Testing Authority (TA) based on other information. The number of AAFs from the application of this method has increased compared to 2020 (47 in 2020 and 93 in 2021) while the number of tests has increased in 2021 by 23% (3,588 tests in 2020 versus 4,422 in 2021). Based on the relative percentage of AAFs in comparison to other methods, the application of the GC/C/IRMS test continues, at 2.10% AAF, to be the analytical method with the highest proportion of AAFs.



COMPLIANCE WITH THE TDSSA

The 2021 Report marks the seventh year that Anti-Doping Organizations (ADOs) were required to incorporate the [Technical Document for Sport Specific Analysis](#) (TDSSA) into their testing programs. The TDSSA is intended to ensure that three groups of prohibited substances (Erythropoietin Stimulating Agents (ESAs), Growth Hormone (GH) and GH Releasing Factors (GHRFs)), which are deemed to be at risk of abuse in certain sports/disciplines, are subject to an appropriate and consistent Minimum Level of Analysis by all ADOs.

The findings of the 2021 Report highlight an increase in testing compared to 2020 in which the impact of the COVID-19 pandemic on ADOs' testing was evident for these three groups of prohibited substances. In addition, from 2015 to 2021, there has been an overall increase in testing when compared to 2014 (the year prior to TDSSA implementation) including:

- An increase in the recording of TDSSA compliant sports/disciplines in ADAMS.
- An increase in ESAs analysis, AAFs reported, and percentage of ESA AAFs (0.08% versus 0.10% in urine tests and 0.2% versus 0.3% in blood tests from 2020 to 2021).
- An increase in GH analysis between 2020 and 2021 (both Isoforms and Biomarkers tests) and an increase in the number of GH AAFs reported (1 AAF in 2020 versus 7 cases in 2021 including one GH biomarker AAF).
- An increase in GHRFs analysis between 2020 and 2021 but a decrease in the number of AAFs.

Erythropoiesis Stimulating Agents (ESAs)

Year	ESAs Urine Tests	ESAs Blood Tests	AAFs Urine	AAFs Blood	AAFs Total	# of Sports	# of TAs
2021	50,940	4,953	52	14	66	100	217
2020	35,963	1,845	29	3	32	102	197
2019	51,929	3,757	78	14	92	120	243
2018	47,955	4792	61	16	77	118	229
2017	44,322	4531	56	29	85	116	220
2016	43,246	3464	44	22	66	108	212
2015	32,999	3219	45	1	46	94	183

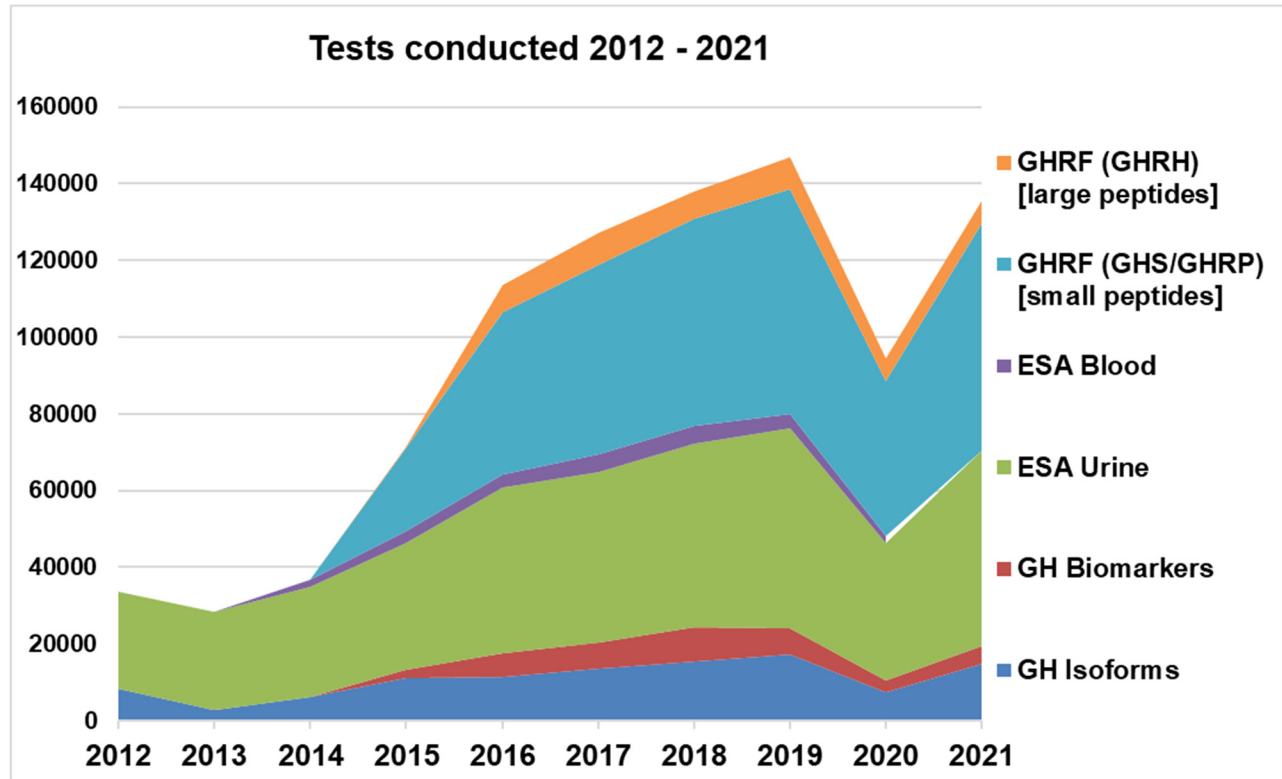
Growth Hormone (GH)

Year	GH Isoforms Tests	GH Biomarkers Tests	AAFs Total	# of Sports	# of TAs
2021	14,734	4,720	7*	84	130
2020	7,509	2,855	1	82	114
2019	17,393	6,790	6	103	156
2018	15,487	8755	2	99	137
2017	13,474	7008	0	90	124
2016	11,555	5983	6	68	111
2015	11,082	2182	4	74	103

* One AAF from GH Biomarker Test

Growth Hormone Releasing Factors (GHRFs)

Year	GHRFs Urine Tests	AAFs Total	# of Sports	# of TAs
2021	65,170	7	104	222
2020	46,341	13	102	199
2019	66,990	26	126	234
2018	60,964	21	124	231
2017	57,869	19	119	218
2016	42,730	15	111	207
2015	21,654	14	88	145



The Sport segment of the 2021 Report includes more samples in ADAMS that are assigned to specified sport disciplines than in 2020, which suggests that TAs continue to incorporate the TDSSA-defined sport disciplines into their sample collection procedures and documentation and thereby enhances the ability to analyze such figures accurately.

ADVERSE ANALYTICAL FINDINGS

The 2021 Report does not detail statistics on Anti-Doping Rule Violations (ADRVs). These results are included in a separate ADRVs Report, which details analytical and non-analytical cases and the outcomes of results management. The 2021 ADRVs Report will be published in 2023.

The figures include all analyses conducted in 2021 by the WADA-accredited Laboratories and by the WADA-approved Laboratories (approved by WADA to conduct blood analysis exclusively for the purposes of the ABP blood module).

In reading the 2021 Report, it is important to note that:

- One single result does not necessarily correspond to one athlete. Results may correspond to multiple findings regarding the same athlete or measurements performed on the same athlete, such as in the case of longitudinal studies of testosterone.
- The number of AAFs in the Report may not correspond with the number of ADRVs reported by ADOs. This is because all results are subject to a results management process conducted by ADOs, which includes matching results with Therapeutic Use Exemptions (TUEs) and/or longitudinal studies, which can result in no sanction.
- To help with the interpretation of the 2021 Report, a comprehensive [Question and Answer document](#) is available on WADA's website.

Table 1: Total Samples Analyzed (All Sports) *

A Samples Analyzed

Sport	Analyzed	AAFs¹	(%)	ATFs²	(%)	Total Findings³	(%)
Olympic Sports ⁴	207,008	1,013	0.49%	222	0.11%	1,235	0.60%
Non-Olympic Sports ⁵	34,422	547	1.59%	90	0.26%	637	1.85%
TOTAL	241,430	1,560	0.65%	312	0.13%	1,872	0.77%

¹ The Adverse Analytical Findings (AAFs) in this report are not to be confused with adjudicated or sanctioned Anti-Doping Rule Violations (ADRVs). "Adverse Analytical Finding" is defined in the World Anti-Doping Code as "A report from a WADA-accredited Laboratory or other WADA-approved Laboratory that, consistent with the International Standard for Laboratories and related Technical Documents, identifies in a Sample the presence of a Prohibited Substance or its Metabolites or Markers (including elevated quantities of endogenous substances) or evidence of the use of a Prohibited Method." These figures may not be identical to sanctioned cases (number of ADRVs), as the figures given in this report may contain findings that underwent the Therapeutic Use Exemption (TUE) approval process for example.

² The Atypical Findings (ATFs) in this report are not to be confused with adjudicated or sanctioned Anti-Doping Rule Violations (ADRVs). "Atypical Finding" is defined in the World Anti-Doping Code as "A report from a WADA-accredited Laboratory or other WADA-approved Laboratory which requires further investigation as provided by the International Standard for Laboratories or related Technical Documents prior to the determination of an Adverse Analytical Finding." ATFs may correspond to multiple measurements performed on the same Athlete, such as in cases of longitudinal studies on testosterone.

³ Includes AAFs and ATFs.

⁴ Olympic sports in this table include sports reported into ADAMS and classified under ASOIF and AIOWF.

⁵ Non-Olympic sports in this table includes sports reported into ADAMS and classified as ARISF, AIMS, IPC, Sports for Athletes with an Impairment, other Sports from Code Signatories and Other Sports.

* These figures do not include blood samples taken for the ABP. Blood samples taken for the ABP can be found in the 2021 Anti-Doping Testing Figures - Athlete Biological Passport (ABP) Report - Blood Analysis.

Table 2: Comparison of Years 2016 to 2021 - Olympic and Non-Olympic Figures reported in ADAMS

	2016 A Samples Analyzed	2017 A Samples Analyzed	2018 A Samples Analyzed	2019 A Samples Analyzed	2020 A Samples Analyzed	2021 A Samples Analyzed	2021 vs 2020 (% change)
Olympic Sports*	193,345	205,405	220,659	227,032	127,483	207,008	62.4%
Non-Olympic Sports**	36,169	39,827	42,860	51,015	22,275	34,422	54.5%
TOTAL	229,514	245,232	263,519	278,047	149,758	241,430	61.2%
	2016 AAFs ¹	2017 AAFs ¹	2018 AAFs ¹	2019 AAFs ¹	2020 AAFs ¹	2021 AAFs ¹	2021 vs 2020 (% change)
Olympic Sports*	1,927	1,575	1,659	1,519	612	1,013	65.5%
Non-Olympic Sports**	1,105	1,174	1,115	1,183	397	547	37.8%
TOTAL	3,032	2,749	2,774	2,702	1,009	1,560	54.6%
	2016 % AAFs ¹	2017 % AAFs ¹	2018 % AAFs ¹	2019 % AAFs ¹	2020 % AAFs ¹	2021 % AAFs ¹	2021 vs 2020 (% change)
Olympic Sports*	1.00	0.77	0.75	0.67	0.48	0.49	1.9%
Non-Olympic Sports**	3.06	2.95	2.60	2.32	1.78	1.59	-10.8%
Overall	1.32	1.12	1.05	0.97	0.67	0.65	-4.1%
	2016 % Total Findings ²	2017 % Total Findings ²	2018 % Total Findings ²	2019 % Total Findings ²	2020 % Total Findings ²	2021 % Total Findings ²	2021 vs 2020 (% change)
Olympic Sports*	1.26	0.82	0.82	0.79	0.61	0.60	-1.9%
Non-Olympic Sports**	3.29	3.02	2.74	2.53	2.00	1.81	-9.6%
Overall	1.58	1.18	1.13	1.11	0.82	0.77	-5.9%

Table 3: Summary - Total Samples Analyzed (ADAMS)

	Samples	ATF	AAF
ADAMS Urine Total	219,122	294	1,530
ADAMS Blood Total	21,340	18	28
ADAMS DBS Total	968	-	2
ABP Total ¹	30,821	-	-
	272,251	312	1,560

¹ ABP total in Table 3 also includes ABP samples analyzed by WADA-approved Laboratories in Nairobi (Kenya) and Cairo (Egypt) - please refer to the ABP Report.

2021 Anti-Doping Testing Figures

LABORATORY REPORT

Table of Contents

Total Samples Analyzed

- Table 1 : Summary - Samples Analyzed per Laboratory (as reported in ADAMS)
Table 2 : Total IC and OOC Samples Analyzed per Laboratory (as reported in ADAMS)

Tests Conducted

- Table 3 : GC/C/IRMS Tests Conducted per Laboratory for Markers of the Steroid Profile (Urine)
Table 4 : GC/C/IRMS Tests Conducted per Laboratory for 19-norandrosterone (Urine)
Table 5 : GC/C/IRMS Tests Conducted per Laboratory for Boldenone, Formestane (Urine)
Table 6 : ESA Tests Conducted per Laboratory (Urine)
Table 7 : ESA Tests Conducted per Laboratory (Blood)
Table 8 : GHRF(GHS/GHRP) Tests Conducted per Laboratory (Urine)
Table 9 : GHRF(GHRH) Tests Conducted per Laboratory (Urine)
Table 10 : GnRH Tests Conducted per Laboratory (Urine)
Table 11 : Insulins Tests Conducted per Laboratory (Urine and Blood)
Table 12 : IGF-I Analogs Tests Conducted per Laboratory (Urine and Blood)
Table 13 : hGH Isoforms Tests Conducted per Laboratory (Blood)
Table 14 : hGH Biomarkers Tests Conducted per Laboratory (Blood)
Table 15 : HBOC Tests Conducted per Laboratory (Blood)
Table 16 : HBT Tests Conducted per Laboratory (Blood)
Table 17 : Steroid Esters Tests Conducted per Laboratory (Blood)
Table 18 : Tests Conducted on DBS samples per Laboratory

Substances Identified

- Table 19 : Summary - Substances Identified as AAFs in Each Drug Class in ADAMS (All Sports)
Table 20 : Summary - Substances Identified as ATFs in Each Drug Class in ADAMS (All Sports)
Table 21 : Substances Identified as AAFs in Each Drug Class in ADAMS (All Sports)
Table 22 : Substances Identified as ATFs in Each Drug Class in ADAMS (All Sports)
Table 23 : Total Laboratory AAFs per Drug Class as Reported in ADAMS (All Sports)

Terms and Abbreviations

IC	In-Competition
OOOC	Out-of-Competition
Sample	Any biological material collected for the purposes of Doping Control*
AAF	Adverse Analytical Finding
ATF	Atypical Finding
DBS	Dried Blood Spot
GC/C/IRMS	Gas Chromatograph/Carbon/Isotope Ratio Mass Spectrometry (e.g. "IRMS")
ERA	EPO-Receptor Agonists**
hGH Isoforms	Human Growth Hormone Isoform Differential Immunoassay
hGH Biomarkers	Human Growth Hormone Biomarkers
GHRF (GHS/GHRP)	Growth Hormone Releasing Factors (Growth Hormone Secretagogues/GH-Releasing Peptides)
GHRF (GHRH)	Growth Hormone Releasing Factors (Growth Hormone Releasing Hormone)
GnRH	Gonadotrophin Releasing Hormones
HBT	Homologous Blood Transfusion
HBOC	Haemoglobin Based Oxygen Carrier
IGF-I	Insulin-like Growth Factor-I (and its analogues)
ABP	Athlete Biological Passport
IOC	International Olympic Committee
ASOIF	Association of Summer Olympic International Federations
AIOWF	Association of International Olympic Winter Sports Federations
ARISF	Association of IOC Recognized International Sports Federations
AIMS	Alliance of Independent Recognized Members of Sport
NADO	National Anti-Doping Organization
RADO	Regional Anti-Doping Organization
NOC	National Olympic Committee
MEO	Major Event Organization
IF	International Federation
NF	National Federation
IPC	International Paralympic Committee***
ADAMS	Anti-Doping Administration and Management System
TA	Testing Authority
SCA	Sample Collection Authority
-	a "dash" represents "0" (no data) in tables compiling the number of Samples, ATFs or AAFs
(R)	A discipline which is discontinued in ADAMS based on request of the governing IF, being an event under an existing discipline or being no longer necessary for administrative purposes

* Biological material limited to urine and blood in this report

** Including recombinant erythropoietins (i.e. epoetins) and their analogues (e.g. darbepoetin, pegserpoetin, peginesatide, CERA, EPO-Fc)

*** Limited to sport/disciplines under the governance of the IPC (others are compiled under the category "Sports for Athletes with an Impairment").

This report compiles data as recorded in ADAMS on 10 Aug 2022 (plus supplemental data after Stakeholder consultation)

Table 1: Summary - Samples Analyzed per Laboratory (as reported in ADAMS)

Laboratory	Urine			Blood ¹			DBS			Total % AAF	ABP Samples ²	Total Samples
	Samples	ATF	AAF	Samples	ATF	AAF	Samples	ATF	AAF			
Ankara, Turkey	2094	3	11	169	2	2	-	-	-	0.52%	242	2,505
Bangkok, Thailand ³	25	-	1	-	-	-	-	-	-	4.00%	-	25
Barcelona, Spain	7433	8	65	528	-	-	-	-	-	0.72%	1013	8,974
Beijing, China	14920	7	50	1861	-	2	782	-	-	0.27%	1535	19,098
Bloemfontein, South Africa	2864	19	50	95	-	-	-	-	-	1.65%	80	3,039
Bucharest, Romania	2502	5	35	645	-	-	-	-	-	1.06%	151	3,298
Cologne, Germany	24480	14	131	3285	1	2	20	-	-	0.41%	4995	32,780
Doha, Qatar	5983	3	58	425	-	1	-	-	-	0.89%	235	6,643
Dresden, Germany	16235	15	85	1197	-	-	-	-	-	0.46%	1075	18,507
Ghent, Belgium	16494	7	140	992	-	1	-	-	-	0.72%	2121	19,607
Havana, Cuba	4069	20	23	34	-	-	-	-	-	0.56%	24	4,127
Helsinki, Finland	2088	2	5	189	-	2	-	-	-	0.27%	347	2,624
Lausanne, Switzerland	9038	8	50	732	-	3	-	-	-	0.42%	2840	12,610
London, UK	6959	1	15	683	-	-	-	-	-	0.19%	466	8,108
Los Angeles, USA ³	3877	3	57	3	-	-	-	-	-	1.47%	-	3,880
Madrid, Spain	4730	6	30	396	-	-	-	-	-	0.48%	1115	6,241
Montreal, Canada	9537	64	64	759	-	-	-	-	-	0.59%	585	10,881
Oslo, Norway	3152	-	36	261	-	1	97	-	2	0.87%	951	4,461
Paris, France	11916	19	103	785	1	1	-	-	-	0.73%	1483	14,184
Rio de Janeiro, Brazil	4415	9	50	390	-	3	-	-	-	1.06%	177	4,982
Rome, Italy	7849	6	63	986	-	4	-	-	-	0.70%	783	9,618
Seibersdorf, Austria	17982	11	121	1914	1	1	-	-	-	0.54%	2569	22,465
Seoul, Korea	3184	2	28	515	-	-	-	-	-	0.72%	165	3,864
Stockholm, Sweden	5682	2	42	279	-	-	-	-	-	0.57%	1351	7,312
Sydney, Australia	4781	6	31	444	-	-	-	-	-	0.53%	607	5,832
Tokyo, Japan	13482	13	31	1599	-	3	69*	-	-	0.21%	1305	16,455
Salt Lake City, USA	8602	17	85	1392	5	2	-	-	-	0.71%	2253	12,247
Warsaw, Poland	4749	24	70	782	8	-	-	-	-	1.09%	905	6,436
Totals	219,122	294	1,530	21,340	18	28	968	0	2		29,373	270,803

¹ Blood Samples which are collected as venous blood in serum separator tubes or with anti-coagulants for analyses as whole blood or plasma.

² ABP total does not include the ABP samples analyzed by the WADA-approved laboratories in Egypt or Kenya (please refer to ABP Report)

³ Not accredited to conduct blood analyses in support of the haematological module of the Athlete Biological Passport (ABP) in 2020.

* collected venous blood spotted onto dried blood spot (DBS) cards at the laboratory.

Table 2: Total IC and OOC Samples Analyzed per Laboratory* (as reported in ADAMS)

Laboratory	Urine						Blood						DBS						Total Samples
	IC Samples	IC ATF	IC AAF	OOO Samples	OOO ATF	OOO AAF	IC Samples	IC ATF	IC AAF	OOO Samples	OOO ATF	OOO AAF	IC Samples	IC ATF	IC AAF	OOO Samples	OOO ATF	OOO AAF	
Ankara, Turkey	982	-	7	1112	3	4	23	1	-	146	1	2	-	-	-	-	-	-	2,263
Bangkok, Thailand	20	-	1	5	-	-	-	-	-	-	-	-	-	-	-	-	-	-	25
Barcelona, Spain	3311	4	55	4122	4	10	197	-	-	331	-	-	-	-	-	-	-	-	7,961
Beijing, China	4439	4	39	10481	3	11	160	-	-	1701	-	2	2	-	-	780	-	-	17,563
Bloemfontein, South Africa	1281	10	38	1583	9	12	12	-	-	83	-	-	-	-	-	-	-	-	2,959
Bucharest, Romania	1261	2	31	1241	3	4	218	-	-	427	-	-	-	-	-	-	-	-	3,147
Cologne, Germany	10132	10	96	14348	4	35	746	-	-	2539	1	2	18	-	-	2	-	-	27,785
Doha, Qatar	3324	2	42	2659	1	16	183	-	-	242	-	1	-	-	-	-	-	-	6,408
Dresden, Germany	6088	3	59	10147	12	26	213	-	-	984	-	-	-	-	-	-	-	-	17,432
Ghent, Belgium	7293	4	119	9201	3	21	350	-	-	642	-	1	-	-	-	-	-	-	17,486
Havana, Cuba	1464	11	15	2605	9	8	-	-	-	34	-	-	-	-	-	-	-	-	4,103
Helsinki, Finland	987	1	3	1101	1	2	46	-	-	143	-	2	-	-	-	-	-	-	2,277
Lausanne, Switzerland	3972	1	31	5066	7	19	95	-	-	637	-	3	-	-	-	-	-	-	9,770
London, UK	2120	-	8	4839	1	7	51	-	-	632	-	-	-	-	-	-	-	-	7,642
Los Angeles, USA	1516	-	38	2361	3	19	-	-	-	3	-	-	-	-	-	-	-	-	3,880
Madrid, Spain	2660	3	25	2070	3	5	121	-	-	275	-	-	-	-	-	-	-	-	5,126
Montreal, Canada	4868	29	49	4669	35	15	181	-	-	578	-	-	-	-	-	-	-	-	10,296
Oslo, Norway	1364	-	27	1788	-	9	42	-	-	219	-	1	86	-	1	11	-	1	3,510
Paris, France	5433	7	83	6483	12	20	171	-	-	614	1	1	-	-	-	-	-	-	12,701
Rio de Janeiro, Brazil	3370	4	40	1045	5	10	79	-	-	311	-	3	-	-	-	-	-	-	4,805
Rome, Italy	4164	-	50	3685	6	13	142	-	2	844	-	2	-	-	-	-	-	-	8,835
Seibersdorf, Austria	7038	5	84	10944	6	37	388	-	-	1526	1	1	-	-	-	-	-	-	19,896
Seoul, Korea	1179	-	20	2005	2	8	200	-	-	315	-	-	-	-	-	-	-	-	3,699
Stockholm, Sweden	2442	2	36	3240	-	6	37	-	-	242	-	-	-	-	-	-	-	-	5,961
Sydney, Australia	1494	1	22	3287	5	9	4	-	-	440	-	-	-	-	-	-	-	-	5,225
Tokyo, Japan	6926	6	16	6556	7	15	512	-	1	1087	-	2	-	-	-	69**	-	-	15,150
Salt Lake City, USA	3299	3	47	5303	14	38	288	2	-	1104	3	2	-	-	-	-	-	-	9,994
Warsaw, Poland	2557	15	47	2192	9	23	228	2	-	554	6	-	-	-	-	-	-	-	5,531
Totals	94,984	127	1,128	124,138	167	402	4,687	5	3	16,653	13	25	106	-	1	862	-	1	241,430

* Please refer to the ABP Report for IC and OOC ABP samples analyzed per Laboratory

** collected venous blood spotted onto dried blood spot (DBS) cards at the laboratory

Table 3: GC/C/IRMS Tests Conducted per Laboratory for Markers of the Steroid Profile (Urine)
GC/C/IRMS

Laboratory	IC		OOC		Total Samples	Total AAFs	% AAF
	Samples	AAF	Samples	AAF			
Ankara, Turkey	23	-	23	-	46	-	0%
Bangkok, Thailand	-	-	-	-	-	-	n/a
Barcelona, Spain	71	4	95	1	166	5	3%
Beijing, China	54	2	73	-	127	2	1.6%
Bloemfontein, South Africa	67	2	58	-	125	2	1.6%
Bucharest, Romania	-	-	-	-	-	-	n/a
Cologne, Germany	150	5	231	2	381	7	1.8%
Doha, Qatar	59	-	48	1	107	1	0.9%
Dresden, Germany	72	1	143	2	215	3	1.4%
Ghent, Belgium	212	7	251	1	463	8	2%
Havana, Cuba	-	-	-	-	-	-	n/a
Helsinki, Finland	21	-	25	-	46	-	0%
Lausanne, Switzerland	53	2	109	-	162	2	1%
London, UK	23	-	42	-	65	-	0%
Los Angeles, USA	88	3	72	2	160	5	3.1%
Madrid, Spain	87	3	35	1	122	4	3.3%
Montreal, Canada	117	2	137	2	254	4	1.6%
Oslo, Norway	33	1	30	4	63	5	7.9%
Paris, France	149	5	128	1	277	6	2.2%
Rio de Janeiro, Brazil	66	5	105	2	171	7	4.1%
Rome, Italy	145	11	126	4	271	15	6%
Seibersdorf, Austria	131	3	178	1	309	4	1.3%
Seoul, Korea	9	-	25	-	34	-	0%
Stockholm, Sweden	41	1	60	-	101	1	1%
Sydney, Australia	41	-	71	-	112	-	0%
Tokyo, Japan	135	-	187	-	322	-	0%
Salt Lake City, USA	107	1	114	3	221	4	1.8%
Warsaw, Poland	52	5	50	3	102	8	7.8%
Totals	2,006	63	2,416	30	4,422	93	2.10%

Table 4: GC/C/IRMS Tests Conducted per Laboratory for 19-norandrosterone (Urine) ¹

Laboratory	IC		OOC		Total Samples	Total AAFs	% AAF
	Samples	AAF	Samples	AAF			
Ankara, Turkey	-	-	-	-	-	-	n/a
Bangkok, Thailand	-	-	-	-	-	-	n/a
Barcelona, Spain	2	-	-	-	2	-	0%
Beijing, China	-	-	1	-	1	-	0%
Bloemfontein, South Africa	-	-	-	-	-	-	n/a
Bucharest, Romania	-	-	-	-	-	-	n/a
Cologne, Germany	11	2	2	-	13	2	15%
Doha, Qatar	-	-	-	-	-	-	n/a
Dresden, Germany	-	-	-	-	-	-	n/a
Ghent, Belgium	1	-	1	-	2	-	0%
Havana, Cuba	-	-	-	-	-	-	n/a
Helsinki, Finland	-	-	-	-	-	-	n/a
Lausanne, Switzerland	2	-	1	1	3	1	33%
London, UK	-	-	-	-	-	-	n/a
Los Angeles, USA	-	-	-	-	-	-	n/a
Madrid, Spain	-	-	-	-	-	-	n/a
Montreal, Canada	5	-	3	-	8	-	0%
Oslo, Norway	1	1	-	-	1	1	100%
Paris, France	2	1	3	2	5	3	60%
Rio de Janeiro, Brazil	2	1	-	-	2	1	50%
Rome, Italy	6	2	6	2	12	4	33%
Seibersdorf, Austria	-	-	-	-	-	-	n/a
Seoul, Korea	1	-	-	-	1	-	0%
Stockholm, Sweden	-	-	-	-	-	-	n/a
Sydney, Australia	-	-	-	-	-	-	n/a
Tokyo, Japan	1	-	-	-	1	-	0%
Salt Lake City, USA	1	1	-	-	1	1	100%
Warsaw, Poland	-	-	-	-	-	-	n/a
	35	8	17	5	52	13	25.0%

¹ The test for 19-norandrosterone by GC/C/IRMS is a non-mandatory method and therefore not all Laboratories are required to have the capacity to perform this analysis.

Table 5: GC/C/IRMS Tests Conducted per Laboratory for Boldenone, Formestane (Urine) ¹
GC/C/IRMS Boldenone and/or metabolite(s)

Laboratory	IC		OOC		Total Samples	Total AAFs	% AAF
	Samples	AAF	Samples	AAF			
Ankara, Turkey	-	-	-	-	-	-	n/a
Bangkok, Thailand	-	-	-	-	-	-	n/a
Barcelona, Spain	2	1	2	-	4	1	25%
Beijing, China	1	-	-	-	1	-	0%
Bloemfontein, South Africa	-	-	-	-	-	-	n/a
Bucharest, Romania	-	-	-	-	-	-	n/a
Cologne, Germany	20	4	8	2	28	6	21%
Doha, Qatar	-	-	-	-	-	-	n/a
Dresden, Germany	-	-	-	-	-	-	n/a
Ghent, Belgium	3	-	6	-	9	-	0%
Havana, Cuba	-	-	-	-	-	-	n/a
Helsinki, Finland	-	-	-	-	-	-	n/a
Lausanne, Switzerland	2	-	3	-	5	-	0%
London, UK	-	-	-	-	-	-	n/a
Los Angeles, USA	-	-	-	-	-	-	n/a
Madrid, Spain	-	-	-	-	-	-	n/a
Montreal, Canada	2	2	2	1	4	3	75%
Oslo, Norway	-	-	-	-	-	-	n/a
Paris, France	8	2	4	-	12	2	17%
Rio de Janeiro, Brazil	-	-	-	-	-	-	n/a
Rome, Italy	13	1	7	-	20	1	5%
Seibersdorf, Austria	-	-	-	-	-	-	n/a
Seoul, Korea	-	-	-	-	-	-	n/a
Stockholm, Sweden	-	-	-	-	-	-	n/a
Sydney, Australia	-	-	-	-	-	-	n/a
Tokyo, Japan	2	-	1	-	3	-	0%
Salt Lake City, USA	2	2	-	-	2	2	100%
Warsaw, Poland	-	-	-	-	-	-	n/a
Totals	55	12	33	3	88	15	17.0%

¹ The test for Boldenone by GC/C/IRMS is a non-mandatory method and therefore not all Laboratories are required to have the capacity to perform this analysis.

Table 5: GC/C/IRMS Tests Conducted per Laboratory for Boldenone, Formestane (Urine) ¹ - continued

GC/C/IRMS Formestane

Laboratory	IC		OOC		Total Samples	Total AAFs	% AAF
	Samples	AAF	Samples	AAF			
Ghent, Belgium	2	-	1	-	3	-	0%
Cologne, Germany	-	-	2	-	2	-	0%
Rio de Janeiro, Brazil	1	-	1	-	2	-	0%
Rome, Italy	-	-	2	-	2	-	0%
Totals	3	0	6	0	9	0	-

¹ The test for Formestane by GC/C/IRMS is a non-mandatory method and therefore not all Laboratories are required to have the capacity to perform this analysis.

Table 6: ERA Tests Conducted per Laboratory (Urine)
ERAs [including erythropoietin (EPO) and other EPO-receptor agonists]
Urine

Laboratory	IC		OOC		Total		% AAF
	Samples	AAF	Samples	AAF	Samples	AAFs	
Ankara, Turkey	20	-	76	-	96	-	0%
Bangkok, Thailand	3	-	2	-	5	-	0%
Barcelona, Spain	559	1	684	-	1243	1	0.1%
Beijing, China	813	-	2616	-	3429	-	0%
Bloemfontein, South Africa	243	-	412	-	655	-	0%
Bucharest, Romania	380	-	521	-	901	-	0%
Cologne, Germany	1748	-	4438	4	6186	4	0.1%
Doha, Qatar	657	3	863	1	1520	4	0.3%
Dresden, Germany	1291	1	2727	-	4018	1	0.02%
Ghent, Belgium	2391	5	2307	2	4698	7	0.1%
Havana, Cuba	247	-	527	-	774	-	0%
Helsinki, Finland	98	-	241	-	339	-	0%
Lausanne, Switzerland	703	2	1738	1	2441	3	0.1%
London, UK	230	-	1627	-	1857	-	0%
Los Angeles, USA	156	-	413	-	569	-	0%
Madrid, Spain	749	1	592	-	1341	1	0.1%
Montreal, Canada	341	-	1289	-	1630	-	0%
Oslo, Norway	194	-	359	-	553	-	0%
Paris, France	1443	4	1317	1	2760	5	0.18%
Rio de Janeiro, Brazil	542	3	637	1	1179	4	0.3%
Rome, Italy	953	4	965	1	1918	5	0.3%
Seibersdorf, Austria	1255	2	2573	2	3828	4	0.1%
Seoul, Korea	292	-	433	-	725	-	0%
Stockholm, Sweden	366	-	740	-	1106	-	0%
Sydney, Australia	83	-	786	-	869	-	0.0%
Tokyo, Japan	1075	-	2220	1	3295	1	0.0%
Salt Lake City, USA	420	2	1394	1	1814	3	0.2%
Warsaw, Poland	592	5	599	4	1191	9	0.8%
Totals	17,844	33	33,096	19	50,940	52	0.10%

Table 7: ERA Tests Conducted per Laboratory (Blood)
ERAs [including erythropoietin (EPO) and other EPO-receptor agonists]
Blood

Laboratory	IC		OOC		Total		% AAF
	Samples	AAF	Samples	AAF	Samples	AAFs	
Ankara, Turkey	13	-	54	-	67	-	0%
Bangkok, Thailand	-	-	-	-	-	-	n/a
Barcelona, Spain	40	-	103	-	143	-	0%
Beijing, China	77	-	1163	-	1240	-	0%
Bloemfontein, South Africa	2	-	10	-	12	-	n/a
Bucharest, Romania	-	-	1	-	1	-	0%
Cologne, Germany	49	-	553	1	602	1	0.2%
Doha, Qatar	-	-	78	1	78	1	1%
Dresden, Germany	4	-	143	-	147	-	0%
Ghent, Belgium	96	-	194	1	290	1	0.3%
Havana, Cuba	-	-	-	-	-	-	n/a
Helsinki, Finland	13	-	53	-	66	-	0%
Lausanne, Switzerland	42	-	211	2	253	2	n/a
London, UK	6	-	45	-	51	-	0%
Los Angeles, USA	-	-	-	-	-	-	n/a
Madrid, Spain	98	-	123	-	221	-	0%
Montreal, Canada	13	-	47	-	60	-	0%
Oslo, Norway	-	-	7	-	7	-	0%
Paris, France	148	-	129	1	277	1	0.4%
Rio de Janeiro, Brazil	23	-	151	1	174	1	1%
Rome, Italy	22	2	44	2	66	4	6%
Seibersdorf, Austria	67	-	133	1	200	1	1%
Seoul, Korea	-	-	42	-	42	-	0%
Stockholm, Sweden	5	-	41	-	46	-	0%
Sydney, Australia	-	-	14	-	14	-	0%
Tokyo, Japan	37	-	360	1	397	1	0.3%
Salt Lake City, USA	72	-	350	1	422	1	0.2%
Warsaw, Poland	21	-	56	-	77	-	0%
Totals	848	2	4,105	12	4,953	14	0.3%

Table 8: GHRF (GHS/GHRP) Tests Conducted per Laboratory (Urine)
GHRF (GHS/GHRP)

Laboratory	IC		OOC		Total Samples	Total AAFs	% AAF
	Samples	AAF	Samples	AAF			
Ankara, Turkey	35	-	45	-	232	-	0%
Bangkok, Thailand	2	-	1	-	3	-	0%
Barcelona, Spain	355	-	374	-	729	-	0%
Beijing, China	587	-	1901	-	2488	-	0%
Bloemfontein, South Africa	94	-	153	-	247	-	0%
Bucharest, Romania	272	-	528	-	800	-	0%
Cologne, Germany	1445	-	2953	-	4398	-	0%
Doha, Qatar	411	-	711	-	1122	-	0%
Dresden, Germany	910	-	2010	-	2920	-	0%
Ghent, Belgium	1686	1	1725	-	3411	1	0.03%
Havana, Cuba	177	-	524	-	701	-	0%
Helsinki, Finland	91	-	188	-	279	-	0%
Lausanne, Switzerland	608	-	2263	1	2719	1	0.04%
London, UK	163	-	1230	-	1394	-	0%
Los Angeles, USA	1000	1	2244	1	3244	2	0.06%
Madrid, Spain	564	-	810	-	1374	-	0%
Montreal, Canada	4868	-	4666	-	9534	-	0%
Oslo, Norway	169	-	271	-	440	-	0%
Paris, France	1108	-	1009	1	2117	1	0.05%
Rio de Janeiro, Brazil	442	-	668	-	1110	-	0%
Rome, Italy	506	-	609	-	1114	-	0%
Seibersdorf, Austria	847	-	1828	1	2675	1	0%
Seoul, Korea	277	-	451	-	728	-	0%
Stockholm, Sweden	284	-	499	-	783	-	0%
Sydney, Australia	68	-	623	-	691	-	0%
Tokyo, Japan	4636	-	3516	-	8152	-	0%
Salt Lake City, USA	1499	-	3214	-	4713	-	0%
Warsaw, Poland	388	1	623	-	1011	1	0%
Totals	23,492	3	35,637	4	59,129	7	0.01%

Table 9: GHRF (GHRH) Tests Conducted per Laboratory (Urine) ¹
GHRF (GHRH)

Laboratory	IC		OOC		Total Samples	Total AAFs	% AAF
	Samples	AAF	Samples	AAF			
Ankara, Turkey	-	-	-	-	-	-	n/a
Bangkok, Thailand	-	-	-	-	-	-	n/a
Barcelona, Spain	-	-	4	-	4	-	n/a
Beijing, China	-	-	-	-	-	-	n/a
Bloemfontein, South Africa	-	-	-	-	-	-	n/a
Bucharest, Romania	-	-	-	-	-	-	0%
Cologne, Germany	166	-	774	-	940	-	0%
Doha, Qatar	-	-	-	-	-	-	n/a
Dresden, Germany	-	-	-	-	-	-	n/a
Ghent, Belgium	-	-	-	-	-	-	n/a
Havana, Cuba	-	-	-	-	-	-	n/a
Helsinki, Finland	-	-	-	-	-	-	n/a
Lausanne, Switzerland	-	-	-	-	-	-	n/a
London, UK	-	-	-	-	-	-	n/a
Los Angeles, USA	-	-	-	-	-	-	n/a
Madrid, Spain	-	-	-	-	-	-	n/a
Montreal, Canada	-	-	-	-	-	-	n/a
Oslo, Norway	-	-	-	-	-	-	n/a
Paris, France	-	-	-	-	-	-	n/a
Rio de Janeiro, Brazil	49	-	1	-	50	-	0%
Rome, Italy	1	-	-	-	1	-	0%
Seibersdorf, Austria	35	-	231	-	266	-	0%
Seoul, Korea	-	-	-	-	-	-	n/a
Stockholm, Sweden	-	-	-	-	-	-	0%
Sydney, Australia	-	-	-	-	-	-	n/a
Tokyo, Japan	1	-	66	-	67	-	n/a
Salt Lake City, USA	1499	-	3214	-	4713	-	0%
Warsaw, Poland	-	-	-	-	-	-	n/a
Totals	1,751	0	4,290	0	6,041	0	0%

¹ The test for GHRF(GHRH) is a non-mandatory method and therefore not all Laboratories are required to have the capacity to perform this analysis.

Table 10: GnRH Tests Conducted per Laboratory (Urine)
GnRH

Laboratory	IC		OOC		Total Samples	Total AAFs	% AAF
	Samples	AAF	Samples	AAF			
Ankara, Turkey	-	-	6	-	6	-	0%
Bangkok, Thailand	-	-	-	-	-	-	n/a
Barcelona, Spain	1	-	9	-	10	-	0%
Beijing, China	587	-	1902	-	2489	-	0%
Bloemfontein, South Africa	94	-	152	-	246	-	0%
Bucharest, Romania	272	-	528	-	800	-	0%
Cologne, Germany	1493	-	3148	-	4641	-	0%
Doha, Qatar	1	-	2	-	3	-	0%
Dresden, Germany	910	-	2005	-	2915	-	0%
Ghent, Belgium	1678	-	1725	-	3403	-	0%
Havana, Cuba	-	-	-	-	-	-	n/a
Helsinki, Finland	-	-	4	-	4	-	0%
Lausanne, Switzerland	608	-	2262	-	2870	-	0%
London, UK	164	-	1230	-	1394	-	0%
Los Angeles, USA	-	-	5	-	5	-	0%
Madrid, Spain	563	-	810	-	1373	-	0%
Montreal, Canada	4868	-	4666	-	9534	-	0%
Oslo, Norway	119	-	167	-	286	-	0%
Paris, France	1108	-	1008	-	2116	-	0%
Rio de Janeiro, Brazil	441	-	659	-	1100	-	0%
Rome, Italy	-	-	4	-	4	-	0%
Seibersdorf, Austria	-	-	4	-	4	-	0%
Seoul, Korea	-	-	-	-	-	-	n/a
Stockholm, Sweden	284	-	499	-	783	-	0%
Sydney, Australia	68	-	623	-	691	-	0%
Tokyo, Japan	2214	-	1365	-	3579	-	0%
Salt Lake City, USA	1499	-	3214	-	4713	-	0%
Warsaw, Poland	4	-	4	-	8	-	0%
Totals	16,976	0	26,001	0	42,977	0	0%

Table 11: Insulins Tests Conducted per Laboratory (Urine and Blood) ¹
Insulins (Urine)

Laboratory	IC		OOC		Total Samples	Total AAFs	% AAF
	Samples	AAF	Samples	AAF			
Ankara, Turkey	-	-	-	-	-	-	n/a
Bangkok, Thailand	-	-	-	-	-	-	n/a
Barcelona, Spain	-	-	-	-	-	-	n/a
Beijing, China	-	-	-	-	-	-	n/a
Bloemfontein, South Africa	-	-	-	-	-	-	n/a
Bucharest, Romania	-	-	-	-	-	-	n/a
Cologne, Germany	174	2	780	1	954	3	0.3%
Doha, Qatar	-	-	-	-	-	-	n/a
Dresden, Germany	142	-	332	-	474	-	0%
Ghent, Belgium	-	-	-	-	-	-	n/a
Havana, Cuba	-	-	-	-	-	-	n/a
Helsinki, Finland	-	-	-	-	-	-	n/a
Lausanne, Switzerland	-	-	-	-	-	-	n/a
London, UK	-	-	-	-	-	-	n/a
Los Angeles, USA	-	-	-	-	-	-	n/a
Madrid, Spain	-	-	-	-	-	-	n/a
Montreal, Canada	-	-	-	-	-	-	n/a
Oslo, Norway	-	-	-	-	-	-	n/a
Paris, France	-	-	-	-	-	-	n/a
Rio de Janeiro, Brazil	16	-	1	-	17	-	0%
Rome, Italy	-	-	-	-	-	-	n/a
Seibersdorf, Austria	35	-	217	-	252	-	0%
Seoul, Korea	-	-	-	-	-	-	n/a
Stockholm, Sweden	-	-	-	-	-	-	n/a
Sydney, Australia	-	-	-	-	-	-	n/a
Tokyo, Japan	1	-	61	-	62	-	0%
Salt Lake City, USA	-	-	-	-	-	-	n/a
Warsaw, Poland	-	-	-	-	-	-	n/a
Totals	368	2	1,391	1	1,759	3	0.2%

Insulins (Blood)

Laboratory	IC		OOC		Total Samples	Total AAFs	% AAF
	Samples	AAF	Samples	AAF			
Cologne, Germany	5	-	106	-	111	-	0%
Totals	5	0	106	0	111	0	0%

¹ The test for Insulins is a non-mandatory method and therefore not all Laboratories are required to have the capacity to perform this analysis.

Table 12: IGF-I Analogs Tests Conducted per Laboratory (Urine and Blood) ¹
(Urine)

Laboratory	IC		OOC		Total Samples	Total AAFs	% AAF
	Samples	AAF	Samples	AAF			
Ankara, Turkey	-	-	-	-	-	-	n/a
Bangkok, Thailand	-	-	-	-	-	-	n/a
Barcelona, Spain	-	-	-	-	-	-	n/a
Beijing, China	-	-	-	-	-	-	n/a
Bloemfontein, South Africa	-	-	-	-	-	-	n/a
Bucharest, Romania	-	-	-	-	-	-	0%
Cologne, Germany	166	-	774	-	940	-	n/a
Doha, Qatar	-	-	-	-	-	-	n/a
Dresden, Germany	-	-	-	-	-	-	n/a
Ghent, Belgium	-	-	-	-	-	-	n/a
Havana, Cuba	-	-	-	-	-	-	n/a
Helsinki, Finland	-	-	-	-	-	-	n/a
Lausanne, Switzerland	-	-	-	-	-	-	n/a
London, UK	-	-	-	-	-	-	n/a
Los Angeles, USA	-	-	-	-	-	-	n/a
Madrid, Spain	-	-	-	-	-	-	n/a
Montreal, Canada	-	-	-	-	-	-	n/a
Oslo, Norway	-	-	-	-	-	-	n/a
Paris, France	-	-	-	-	-	-	n/a
Rio de Janeiro, Brazil	25	-	1	-	26	-	0%
Rome, Italy	-	-	-	-	-	-	n/a
Seibersdorf, Austria	-	-	-	-	-	-	n/a
Seoul, Korea	-	-	-	-	-	-	n/a
Stockholm, Sweden	-	-	-	-	-	-	n/a
Sydney, Australia	-	-	-	-	-	-	n/a
Tokyo, Japan	1	-	61	-	62	-	n/a
Salt Lake City, USA	-	-	-	-	-	-	n/a
Warsaw, Poland	-	-	-	-	-	-	n/a
Totals	192	0	836	0	1028	0	0%

(Blood)

Laboratory	IC		OOC		Total Samples	Total AAFs	% AAF
	Samples	AAF	Samples	AAF			
Cologne, Germany	-	-	106	-	106	-	0%
Rome, Italy	1	-	-	-	1	-	0%
Totals	1	0	106	0	107	0	0%

¹ The test for IGF-I Analogs is a non-mandatory method and therefore not all Laboratories are required to have the capacity to perform this analysis.

Table 13: hGH Isoforms Tests Conducted per Laboratory (Blood)

Laboratory	hGH Isoforms						Total Samples	Total AAFs	% AAF
	IC Samples	IC ATF	IC AAF	OOB Samples	OOB ATF	OOB AAF			
Ankara, Turkey	22	-	-	110	-	2	132	2	2%
Bangkok, Thailand	-	-	-	-	-	-	-	-	n/a
Barcelona, Spain	157	-	-	250	-	-	407	-	0%
Beijing, China	92	-	-	788	-	-	880	-	0%
Bloemfontein, South Africa	12	-	-	74	-	-	86	-	0%
Bucharest, Romania	218	-	-	426	-	-	644	-	0%
Cologne, Germany	711	-	-	1999	-	1	2710	1	0%
Doha, Qatar	183	-	-	165	-	-	348	-	0%
Dresden, Germany	207	-	-	664	-	-	871	-	0%
Ghent, Belgium	272	-	-	551	-	-	823	-	0%
Havana, Cuba	-	-	-	34	-	-	34	-	0%
Helsinki, Finland	33	-	-	95	-	-	128	-	0%
Lausanne, Switzerland	51	-	-	116	-	1	167	1	1%
London, UK	14	-	-	93	-	-	107	-	0%
Los Angeles, USA	-	-	-	3	-	-	3	-	n/a
Madrid, Spain	35	-	-	177	-	-	212	-	0%
Montreal, Canada	173	-	-	479	-	-	652	-	0%
Oslo, Norway	12	-	-	117	-	-	129	-	0%
Paris, France	20	-	-	469	-	-	489	-	0%
Rio de Janeiro, Brazil	49	-	-	233	-	1	282	1	0%
Rome, Italy	117	-	-	761	-	1	878	1	0%
Seibersdorf, Austria	355	-	-	1384	-	-	1739	-	0%
Seoul, Korea	-	-	-	293	-	-	293	-	0%
Stockholm, Sweden	31	-	-	179	-	-	210	-	0%
Sydney, Australia	4	-	-	429	-	-	433	-	0%
Tokyo, Japan	368	-	-	538	-	-	906	-	0%
Salt Lake City, USA	219	-	-	780	-	-	999	-	0%
Warsaw, Poland	2	-	-	170	4	-	172	-	0%
Totals	3,357	0	0	11,377	4	6	14,734	6	0.04%

Table 14: hGH Biomarkers Tests Conducted per Laboratory (Blood) ¹
hGH Biomarkers

Laboratory	IC			OOC			Total Samples	Total AAFs	% AAF
	Samples	ATF	AAF	Samples	ATF	AAF			
Ankara, Turkey	11	-	-	95	-	-	106	-	0%
Bangkok, Thailand	-	-	-	-	-	-	-	-	n/a
Barcelona, Spain	8	-	-	20	-	-	28	-	0%
Beijing, China	4	-	-	83	-	-	87	-	0%
Bloemfontein, South Africa	-	-	-	-	-	-	-	-	n/a
Bucharest, Romania	-	-	-	-	-	-	-	-	n/a
Cologne, Germany	-	-	-	-	-	-	-	-	n/a
Doha, Qatar	-	-	-	-	-	-	-	-	n/a
Dresden, Germany	13	-	-	243	-	-	256	-	0%
Ghent, Belgium	3	-	-	8	-	-	11	-	0%
Havana, Cuba	-	-	-	-	-	-	-	-	n/a
Helsinki, Finland	-	-	-	-	-	-	-	-	n/a
Lausanne, Switzerland	1	-	-	301	-	-	302	-	0%
London, UK	37	-	-	545	-	-	582	-	0%
Los Angeles, USA	-	-	-	-	-	-	-	-	n/a
Madrid, Spain	1	-	-	4	-	-	5	-	0%
Montreal, Canada	22	-	-	293	-	-	315	-	0%
Oslo, Norway	30	-	-	121	-	-	151	-	0%
Paris, France	2	-	-	37	-	-	39	-	0%
Rio de Janeiro, Brazil	-	-	-	-	-	-	-	-	n/a
Rome, Italy	92	-	-	716	-	-	808	-	0%
Seibersdorf, Austria	1	-	-	65	-	-	66	-	0%
Seoul, Korea	200	-	-	11	-	-	211	-	0%
Stockholm, Sweden	1	-	-	38	-	-	39	-	0%
Sydney, Australia	-	-	-	-	-	-	-	-	n/a
Tokyo, Japan	433	-	-	401	-	-	834	-	0%
Salt Lake City, USA	16	-	-	155	-	1	171	1	1%
Warsaw, Poland	208	1	-	501	3	-	709	-	0%
Totals	1083	1	0	3,637	3	1	4,720	1	0%

¹ The test for GH Biomarkers is a non-mandatory method and therefore not all Laboratories are required to have the capacity to perform this analysis.

Table 15: HBOC Tests Conducted per Laboratory (Blood)*
HBOCs

Laboratory	IC		OOC		Total Samples	Total AAFs	% AAF
	Samples	AAF	Samples	AAF			
Ankara, Turkey	-	-	-	-	-	-	n/a
Bangkok, Thailand	-	-	-	-	-	-	n/a
Barcelona, Spain	8	-	-	-	8	-	0%
Beijing, China	-	-	-	-	-	-	n/a
Bloemfontein, South Africa	-	-	-	-	-	-	n/a
Bucharest, Romania	218	-	425	-	643	-	0%
Cologne, Germany	3	-	21	-	24	-	0%
Doha, Qatar	-	-	-	-	-	-	n/a
Dresden, Germany	-	-	-	-	-	-	n/a
Ghent, Belgium	269	-	465	-	734	-	0%
Havana, Cuba	-	-	-	-	-	-	n/a
Helsinki, Finland	-	-	-	-	-	-	n/a
Lausanne, Switzerland	12	-	1	-	13	-	0%
London, UK	-	-	-	-	-	-	n/a
Los Angeles, USA	-	-	-	-	-	-	n/a
Madrid, Spain	-	-	-	-	-	-	n/a
Montreal, Canada	3	-	-	-	3	-	0%
Oslo, Norway	21	-	109	-	130	-	0%
Paris, France	165	-	439	-	604	-	0%
Rio de Janeiro, Brazil	-	-	-	-	-	-	n/a
Rome, Italy	97	-	711	-	808	-	0%
Seibersdorf, Austria	1	-	2	-	3	-	0%
Seoul, Korea	-	-	-	-	-	-	n/a
Stockholm, Sweden	-	-	-	-	-	-	n/a
Sydney, Australia	4	-	440	-	444	-	0%
Tokyo, Japan	-	-	-	-	-	-	n/a
Salt Lake City, USA	-	-	-	-	-	-	n/a
Warsaw, Poland	208	-	537	-	745	-	0%
Totals	1009	0	3150	0	4159	0	0%

* The table contains only cases where HBOCs analyses was explicitly required and entered in ADAMS

Table 16: HBT Tests Conducted per Laboratory (Blood) ¹
HBT (Transfusion)

Laboratory	IC		OOC		Total Samples	Total AAFs	% AAF
	Samples	AAF	Samples	AAF			
Ankara, Turkey	-	-	-	-	-	-	n/a
Bangkok, Thailand	-	-	-	-	-	-	n/a
Barcelona, Spain	-	-	-	-	-	-	n/a
Beijing, China	-	-	228	2	228	2	1%
Bloemfontein, South Africa	-	-	-	-	-	-	n/a
Bucharest, Romania	-	-	-	-	-	-	n/a
Cologne, Germany	6	-	97	-	103	-	0%
Doha, Qatar	-	-	-	-	-	-	n/a
Dresden, Germany	-	-	-	-	-	-	n/a
Ghent, Belgium	1	-	-	-	1	-	0%
Havana, Cuba	-	-	-	-	-	-	n/a
Helsinki, Finland	-	-	-	-	-	-	n/a
Lausanne, Switzerland	-	-	-	-	-	-	n/a
London, UK	-	-	-	-	-	-	n/a
Los Angeles, USA	-	-	-	-	-	-	n/a
Madrid, Spain	-	-	-	-	-	-	n/a
Montreal, Canada	-	-	7	-	7	-	0%
Oslo, Norway	-	-	-	-	-	-	n/a
Paris, France	-	-	-	-	-	-	n/a
Rio de Janeiro, Brazil	26	-	-	-	26	-	0%
Rome, Italy	6	-	17	-	23	-	0%
Seibersdorf, Austria	-	-	-	-	-	-	n/a
Seoul, Korea	-	-	-	-	-	-	n/a
Stockholm, Sweden	-	-	-	-	-	-	n/a
Sydney, Australia	-	-	-	-	-	-	n/a
Tokyo, Japan	8	1	52	1	60	2	3%
Salt Lake City, USA	-	-	-	-	-	-	n/a
Warsaw, Poland	-	-	10	-	10	-	0%
Totals	47	1	411	3	458	4	0.9%

¹ The test for homologous blood transfusion is a non-mandatory method and therefore not all Laboratories are required to have the capacity to perform this analysis.

Table 17: Steroid Esters Tests Conducted per Laboratory (Blood) ¹
Steroid Esters in Blood

Laboratory	IC		OOC		Total Samples	Total AAFs	% AAF
	Samples	AAF	Samples	AAF			
Lausanne, Switzerland	3	-	17	-	20	-	0%
Montreal, Canada	-	-	56	-	56	-	0%
Seibersdorf, Austria	38	-	149	3	187	3	2%
Totals	41	0	222	3	263	3	1.1%

¹ The test for steroid esters in blood is a non-mandatory method and therefore not all Laboratories are required to have the capacity to perform this analysis.

Table 18: Tests Conducted on DBS per Laboratory ¹
DBS

Laboratory	IC		OOC		Total Samples	Total AAFs	% AAF
	Samples	AAF	Samples	AAF			
Cologne, Germany	18	-	2	-	20	-	0%
Beijing, China	2	-	780	-	782	-	0%
Tokyo, Japan	-	-	69	-	69*	-	0%
Oslo, Norway	86	1	11	1	97	2	2%
Totals	106	1	862	1	968	2	0.2%

* collected venous blood spotted onto dried blood spot (DBS) cards at the laboratory

¹ The test for steroid esters in DBS is a non-mandatory method and therefore not all Laboratories are required to have the capacity to perform this analysis.

Table 19: Summary - Substances Identified as AAFs in Each Drug Class in ADAMS (All Sports)*

Substance Group	Occurrences	% of all ADAMS reported findings
S1 Anabolic Agents	875	40%
S6 Stimulants	348	16%
S5 Diuretics and Other Masking Agents	310	14%
S4 Hormone and Metabolic Modulators	247	11%
S9 Glucocorticoids	124	6%
S3 Beta-2 Agonists	68	3%
S8 Cannabinoids	92	4%
S2 Peptide Hormones, Growth Factors and Related Substances	98	4%
S7 Narcotics	22	1%
P1 Beta-Blockers	9	0.4%
M1 Enhancement of Oxygen Transfer	4	0.2%
M2 Chemical and Physical Manipulation	0	0%
TOTAL**	2197	

Table 20: Summary - Substances Identified as ATFs in Each Drug Class in ADAMS (All Sports)

Substance Group	Occurrences	% of all ADAMS reported findings
S1.2 Other Anabolic Agents	113	36%
S1.1 Anabolic Agents	109	35%
S2 Peptide Hormones, Growth Factors and Related Substances	79	25%
S5 Diuretics and Other Masking Agents	10	3%
S4 Hormone and Metabolic Modulators	1	0.3%
S7 Narcotics	1	0.3%
S9 Glucocorticoids	1	0.3%
M2 Chemical and Physical Manipulation	1	0.3%
TOTAL**	315	

* The compilation of AAFs in this table reflects each individual prohibited substance reported as an AAF and therefore does not correspond to Table 1 of this report which compiles the number of Samples reported with an AAF.

** The *Adverse Analytical Findings* (AAFs) and *Atypical Findings* (ATFs) in this report are not to be confused with adjudicated or sanctioned Anti-Doping Rule Violations (ADRVs), as the figures given in this report may contain findings that underwent the Therapeutic Use Exemption (TUE) approval process or multiple findings on the same *Athlete*.

Table 21: Substances Identified as AAFs* in Each Drug Class in ADAMS (All Sports)

S1.1 Anabolic Agents	Occurrences	% within drug class
stanozolol	119	15%
drostanolone	94	12%
the GC/C/IRMS result is consistent with an exogenous origin	91	12%
metandienone	62	8%
19-norandrosterone (10 cases consistent with an exogenous origin)	62	8%
dehydrochloromethyltestosterone	53	7%
boldenone (15 cases consistent with an exogenous origin)	52	7%
oxandrolone	51	7%
trenbolone	41	5%
metenolone	41	5%
methasterone	23	3%
clostebol	19	2%
oxymetholone	17	2%
mesterolone	12	1.6%
methyltestosterone	6	0.8%
1-testosterone	5	0.7%
1-androsterone (3 α -hydroxy-5 α -androst-1-ene-17-one)	2	0.3%
testosterone propionate	2	0.3%
testosterone	2	0.3%
mestanolone	2	0.3%
1-androstenedione	2	0.3%
gestrinone	2	0.3%
methandriol	2	0.3%
fluoxymesterone	2	0.3%
oxabolone	1	0.1%
6 α -hydroxy-androstenedione	1	0.1%
methyl-1-testosterone	1	0.1%
testosterone undecanoate	1	0.1%
methyldienolone	1	0.1%
TOTAL*	769	

* The *Adverse Analytical Findings* (AAFs) in these tables are not to be confused with adjudicated or sanctioned Anti-Doping Rule Violations (ADRVs), as the figures given in this report may contain findings that underwent the Therapeutic Use Exemption (TUE) approval process or multiple findings on the same *Athlete*.

Table 21: Substances Identified as AAFs* in Each Drug Class in ADAMS (All Sports)

S1.2 Other Anabolic Agents	Occurrences	% within drug class
clenbuterol	44	42%
SARMS enobosarm (ostarine)	26	25%
SARMS LGD-4033 (ligandrol)	22	21%
tibolone	6	6%
SARMS RAD140	3	3%
zilpaterol	2	2%
SARMS S-23	2	1.9%
ractopamine	1	0.9%
TOTAL*	106	

S.2 Peptide Hormones, Growth Factors and Related Substances	Occurrences	% within drug class
erythropoietin (EPO)	63	64%
human Chorionic Gonadotrophin (hCG)	11	11%
ibutamoren	8	8%
growth hormone (hGH)	7	7%
darbepoetin (dEPO)	6	6%
GHRP-2 (pralmorelin)	2	2%
ipamorelin	1	1%
TOTAL*	98	

S.3 Beta-2 Agonists	Occurrences	% within drug class
terbutaline	32	47%
vilanterol	11	16%
salbutamol	9	13%
higenamine	9	13%
fenoterol	3	4%
indacaterol	3	4%
bambuterol	1	1%
TOTAL*	68	

* The *Adverse Analytical Findings* (AAFs) in these tables are not to be confused with adjudicated or sanctioned Anti-Doping Rule Violations (ADRVs), as the figures given in this report may contain findings that underwent the Therapeutic Use Exemption (TUE) approval process or multiple findings on the same *Athlete*.

Table 21: Substances Identified as AAFs* in Each Drug Class in ADAMS (All Sports)

S.4 Hormone and Metabolic Modulators	Occurrences	% within drug class
meldonium	70	28%
clomifene	44	18%
trimetazidine	37	15%
tamoxifen	36	15%
anastrozole	23	9%
GW501516/GW1516	18	7%
letrozole	9	4%
insulin	3	1%
androsta-3,5-diene-7,17-dione (arimistane)	3	1%
androstatrienedione	2	1%
3-androstenone (5a-androst-3-en-17-one)	1	0%
2-androstenone (5a-androst-2-en-17-one)	1	0.4%
TOTAL*	247	

S.5 Diuretics and Other Masking Agents	Occurrences	% within drug class
furosemide	77	25%
hydrochlorothiazide	70	23%
canrenone	42	14%
dorzolamide	28	9%
brinzolamide	23	7%
chlorothiazide	13	4%
indapamide	12	4%
torasemide	11	4%
triamterene	8	3%
spironolactone	8	3%
chlortalidone	5	2%
4-amino-6-chloro-1,3-benzenedisulphonamide (ACB)	4	1%
acetazolamide	3	1%
bumetanide	1	0%
amiloride	1	0%
althiazide	1	0%
hydroxyethyl starch	1	0%
bendroflumethiazide	1	0%
desmopressin	1	0.3%
TOTAL*	310	

* The *Adverse Analytical Findings* (AAFs) in these tables are not to be confused with adjudicated or sanctioned Anti-Doping Rule Violations (ADRVs), as the figures given in this report may contain findings that underwent the Therapeutic Use Exemption (TUE) approval process or multiple findings on the same *Athlete*.

Table 21: Substances Identified as AAFs* in Each Drug Class in ADAMS (All Sports)

S.6 Stimulants	Occurrences	% within drug class
methylphenidate	70	20%
cocaine	64	18%
amfetamine	56	16%
5-methylhexan-2-amine (1,4-dimethylpentylamine)	23	7%
ephedrine	13	4%
octodrine (1,5-dimethylhexylamine)	12	3%
d-amfetamine/dextroamfetamine	11	3%
sibutramine	11	3%
heptaminol	10	3%
4-methylhexan-2-amine (methylhexaneamine)	8	2%
mephentermine	7	2%
tuaminoheptane	7	2%
methamfetamine (D-)	6	2%
modafinil	6	2%
phentermine	5	1%
cathine	4	1%
pseudoephedrine	4	1%
methylenedioxyamphetamine	4	1%
fonturacetam [4-phenylpiracetam (carphedon)]	4	1%
oxilofrine (methysynephrine)	3	1%
dimetamfetamine (dimethylamfetamine)	3	1%
meclofenoxate	3	1%
nikethamide	2	1%
isometheptene	2	1%
levmethamfetamine	2	1%
hydroxyamfetamine (parahydroxyamfetamine)	1	0%
strychnine	1	0%
cathinone and its analogues	1	0.3%
pemoline	1	0.3%
tenamfetamine (methylenedioxyamfetamine)	1	0.3%
fenproporex	1	0.3%
b-methylphenethylamine	1	0.3%
lisdexamfetamine (L-lysine-dextroamphetamine)	1	0.3%
TOTAL*	348	

* The *Adverse Analytical Findings* (AAFs) in these tables are not to be confused with adjudicated or sanctioned Anti-Doping Rule Violations (ADRVs), as the figures given in this report may contain findings that underwent the Therapeutic Use Exemption (TUE) approval process or multiple findings on the same *Athlete*.

Table 21: Substances Identified as AAFs* in Each Drug Class in ADAMS (All Sports)

S.7 Narcotics	Occurrences	% within drug class
oxycodone	6	27%
morphine	6	27%
methadone	4	18%
pethidine (meperidine)	2	9%
diamorphine (heroin)	1	5%
pentazocine	1	5%
oxymorphone	1	5%
fentanyl and its derivatives	1	5%
TOTAL*	22	

S.8 Cannabinoids	Occurrences	% within drug class
Carboxy-THC	91	99%
11-nor-9-carboxy-delta-8-tetrahydrocannabinol	1	1%
TOTAL*	92	

S.9 Glucocorticoids	Occurrences	% within drug class
prednisolone	28	23%
prednisone	25	20%
triamcinolone acetonide	20	16%
dexamethasone	18	15%
betamethasone	18	15%
methylprednisolone	11	9%
triamcinolone	2	2%
meprednisone	1	1%
budesonide	1	0.8%
TOTAL*	124	

P1. Beta-Blockers	Occurrences	% within drug class
propranolol	5	56%
bisoprolol	2	22%
nebivolol	1	11%
carvedilol	1	11%
TOTAL*	9	

* The *Adverse Analytical Findings* (AAFs) in these tables are not to be confused with adjudicated or sanctioned Anti-Doping Rule Violations (ADRVs), as the figures given in this report may contain findings that underwent the Therapeutic Use Exemption (TUE) approval process or multiple findings on the same *Athlete*.

Table 21: Substances Identified as AAFs* in Each Drug Class in ADAMS (All Sports)

M1. Chemical and Physical Manipulation	Occurrences	% within drug class
homologous blood transfusion	4	n/a
TOTAL*	4	

M2. Chemical and Physical Manipulation	Occurrences	% within drug class
chemical and physical manipulation	0	n/a
TOTAL*	0	

* The *Adverse Analytical Findings* (AAFs) in these tables are not to be confused with adjudicated or sanctioned Anti-Doping Rule Violations (ADRVs), as the figures given in this report may contain findings that underwent the Therapeutic Use Exemption (TUE) approval process or multiple findings on the same *Athlete*.

Table 22: Substances Identified as ATFs* in Each Drug Class in ADAMS (All Sports)

S1.1 Anabolic Agents	Occurrences	% within drug class
boldenone	61	56%
GC/C/IRMS results are inconclusive	27	25%
19-norandrosterone	19	17%
1-androsterone (3 α -hydroxy-5 α -androst-1-ene-17-one)	1	1%
6 β -OH-metandienone	1	1%
TOTAL*	109	

S1.2 Other Anabolic Agents	Occurrences	% within drug class
clenbuterol	102	90%
zilpaterol	6	5%
zeranol	4	4%
ractopamine	1	1%
TOTAL*	113	

S2 Peptide Hormones, Growth Factors and Related Substances	Occurrences	% within drug class
luteinizing hormone (LH)	42	53%
erythropoietin (EPO)	27	34%
growth hormone (GH)	11	14%
TOTAL*	80	

S4 Hormone and Metabolic Modulators	Occurrences	% within drug class
trimetazidine	1	100%
TOTAL*	1	

S5 Diuretics and Other Masking Agents	Occurrences	% within drug class
furosemide	7	70%
hydrochlorothiazide	2	20%
torasemide	1	10%
TOTAL*	10	

S7 Narcotics	Occurrences	% within drug class
morphine	1	100%
TOTAL*	1	

S9 Glucocorticoids	Occurrences	% within drug class
prednisone	1	100%
TOTAL*	1	

M2 Chemical and Physical Manipulation	Occurrences	% within drug class
tampering	1	100%
TOTAL*	1	

* The *Adverse Analytical Findings* (AAFs) in these tables are not to be confused with adjudicated or sanctioned Anti-Doping Rule Violations (ADRVs), as the figures given in this report may contain findings that underwent the Therapeutic Use Exemption (TUE) approval process or multiple findings on the same *Athlete*.

Table 23: Total Laboratory AAFs* per Drug Class as Reported in ADAMS (All Sports)

Laboratory	Anabolic Agents S1.	Peptide Hormones, Growth Factors, Related Substances and Mimetics S2.	Beta-2 Agonists S3.	Hormone and Metabolic Modulators S4.	Diuretics and Masking Agents S5.	Stimulants S6.	Narcotics S7.	Cannabinoids S8.	Glucocorticoids S9.	Beta-Blockers P1.	Manipulation of Blood and Blood Components M1.	Chemical and Physical Manipulation M2.	Gene and Cell Doping M3.	Total Findings per Lab	% of total Findings
Ankara, Turkey	1	2	1	2	2	2	-	-	-	-	-	-	-	10	0.5%
Bangkok, Thailand	-	-	-	-	-	1	-	-	-	-	-	-	-	1	0.05%
Barcelona, Spain	44	2	3	12	7	21	1	1	7	-	-	-	-	98	4.5%
Beijing, China	11	-	-	31	12	-	-	-	-	-	2	-	-	56	2.5%
Bloemfontein, South Africa	58	-	2	16	10	5	-	8	5	-	-	-	-	104	4.7%
Bucharest, Romania	13	-	-	7	14	6	-	4	5	-	-	-	-	49	2.2%
Cologne, Germany	97	11	3	22	16	24	4	9	7	-	-	-	-	193	8.8%
Doha, Qatar	63	5	1	6	7	9	-	2	4	1	-	-	-	98	4.5%
Dresden, Germany	42	3	-	22	14	24	-	6	6	-	-	-	-	117	5.3%
Ghent, Belgium	109	12	7	17	18	37	1	11	9	3	-	-	-	224	10.2%
Havana, Cuba	22	-	1	2	7	2	-	2	3	-	-	-	-	39	1.8%
Helsinki, Finland	2	-	-	1	2	1	-	-	-	-	-	-	-	6	0.3%
Lausanne, Switzerland	18	8	2	3	2	15	1	5	8	-	-	-	-	62	2.8%
London, UK	7	-	1	-	2	3	3	1	2	-	-	-	-	19	0.9%
Los Angeles, USA	14	2	8	1	32	16	1	1	1	-	-	-	-	76	3.5%
Madrid, Spain	20	1	4	3	4	15	-	4	1	-	-	-	-	52	2.4%
Montreal, Canada	44	-	-	6	7	19	-	-	2	-	-	-	-	78	3.6%
Oslo, Norway	18	-	6	5	3	12	2	5	1	-	-	-	-	52	2.4%
Paris, France	31	7	8	8	25	26	1	7	27	-	-	-	-	140	6.4%
Rio de Janeiro, Brazil	33	6	-	8	5	11	1	-	4	-	-	-	-	68	3.1%
Rome, Italy	38	15	3	4	6	10	2	8	11	2	-	-	-	99	4.5%
Seibersdorf, Austria	59	7	4	24	30	22	3	5	1	2	-	-	-	157	7.1%
Seoul, Korea	32	-	-	6	8	6	-	-	4	-	-	-	-	56	2.5%
Stockholm, Sweden	16	-	9	11	15	15	-	2	-	-	-	-	-	68	3.1%
Sydney, Australia	9	-	1	1	1	13	1	3	4	-	-	-	-	33	1.5%
Tokyo, Japan	12	2	1	3	13	4	-	1	3	1	2	-	-	42	1.9%
Salt Lake City, USA	39	5	2	9	28	17	-	6	5	-	-	-	-	111	5.1%
Warsaw, Poland	23	10	1	17	20	12	1	1	4	-	-	-	-	89	4.1%
Total per Drug Class	875	98	68	247	310	348	22	92	124	9	4	0	0	2,197	
% of Drug Class	40%	4%	3%	11%	14%	16%	1%	4%	6%	0.4%	0.2%	0%	0%		

* The Adverse Analytical Findings (AAFs) in this report are not to be confused with adjudicated or sanctioned Anti-Doping Rule Violations (ADRVs), as the figures given in this report may contain findings that underwent the Therapeutic Use Exemption (TUE) approval process or multiple findings on the same Athlete. This data details the number of occurrences of AAFs and therefore multiple AAFs may be linked to the same Sample.

2021 Anti-Doping Testing Figures

SPORT REPORT

Table of Contents

Total Samples Analyzed

- Table 1 : Total Samples Analyzed in ASOIF Sports/Disciplines (Urine and Blood)
- Table 2 : Total Samples Analyzed in AIOWF Sports/Disciplines (Urine and Blood)
- Table 3 : Total Samples Analyzed in ARISF Sports/Disciplines (Urine and Blood)
- Table 4 : Total Samples Analyzed in AIMS Sports/Disciplines (Urine and Blood)
- Table 5 : Total Samples Analyzed in Sports for Athletes with an Impairment (Urine and Blood)
- Table 6 : Total Samples Analyzed in Paralympic Sports/Disciplines (Urine and Blood)
- Table 7 : Total Samples Analyzed in Other Sports/Disciplines from Code Signatories (Urine and Blood)
- Table 8 : Total Samples Analyzed in Other Sports/Disciplines (Urine and Blood)

Sports Governed by ASOIF IFs - Tests Conducted:

- Table 9 : GC/C/IRMS Tests Conducted in ASOIF Sports/Disciplines for Markers of the Steroid Profile (Urine)
- Table 10 : GC/C/IRMS Tests Conducted in ASOIF Sports/Disciplines for Other Targets (Urine)
- Table 11 : ERA Tests Conducted in ASOIF Sports/Disciplines (Urine)
- Table 12 : ERA Tests Conducted in ASOIF Sports/Disciplines (Blood)
- Table 13 : GHRF(GHS/GHRP) Tests Conducted in ASOIF Sports/Disciplines (Urine)
- Table 14 : GHRF(GHRH) Tests Conducted in ASOIF Sports/Disciplines (Urine)
- Table 15 : GnRH Tests Conducted in ASOIF Sports/Disciplines (Urine)
- Table 16 : Insulin Tests Conducted in ASOIF Sports/Disciplines (Urine and Blood)
- Table 17 : IGF-I Analogs Tests Conducted in ASOIF Sports/Disciplines (Urine and Blood)
- Table 18 : hGH Isoforms Tests Conducted in ASOIF Sports/Disciplines (Blood)
- Table 19 : hGH Biomarkers Tests Conducted in ASOIF Sports/Disciplines (Blood)
- Table 20 : HBOC Tests Conducted in ASOIF Sports/Disciplines (Blood)
- Table 21 : HBT Tests Conducted in ASOIF Sports/Disciplines (Blood)
- Table 22a : Steroid Ester Tests Conducted in ASOIF Sports/Disciplines (Blood)
- Table 22b : DBS Tests Conducted in ASOIF Sports/Disciplines

Sports Governed by AIOWF IFs - Tests Conducted:

- Table 23 : GC/C/IRMS Tests Conducted in AIOWF Sports/Disciplines for Markers of the Steroid Profile (Urine)
- Table 24 : GC/C/IRMS Tests Conducted in AIOWF Sports/Disciplines for Other Targets (Urine)
- Table 25 : ERA Tests Conducted in AIOWF Sports/Disciplines (Urine and Blood)
- Table 26 : GHRF(GHS/GHRP) Tests Conducted in AIOWF Sports/Disciplines (Urine)
- Table 27 : GHRF(GHRH) Tests Conducted in AIOWF Sports/Disciplines (Urine)
- Table 28 : GnRH Tests Conducted in AIOWF Sports/Disciplines (Urine)
- Table 29 : Insulin Tests Conducted in AIOWF Sports/Disciplines (Urine and Blood)
- Table 30 : IGF-I Analogs Tests Conducted in AIOWF Sports/Disciplines (Urine and Blood)
- Table 31 : hGH Isoforms Tests Conducted in AIOWF Sports/Disciplines (Blood)
- Table 32 : hGH Biomarkers Tests Conducted in AIOWF Sports/Disciplines (Blood)
- Table 33 : HBOC Tests Conducted in AIOWF Sports/Disciplines (Blood)
- Table 34 : HBT Tests Conducted in AIOWF Sports/Disciplines (Blood)
- Table 35a : Steroid Ester Tests Conducted in AIOWF Sports/Disciplines (Blood)
- Table 35b : DBS Tests Conducted in AIOWF Sports/Disciplines

Table of Contents

Sports Governed by ARISF IFs - Tests Conducted:

Table 36	: GC/C/IRMS Tests Conducted in ARISF Sports/Disciplines for Markers of the Steroid Profile (Urine)
Table 37	: GC/C/IRMS Tests Conducted in ARISF Sports/Disciplines for Other Targets (Urine)
Table 38	: ERA Tests Conducted in ARISF Sports/Disciplines (Urine and Blood)
Table 39	: GHRF(GHS/GHRP) Tests Conducted in ARISF Sports/Disciplines (Urine)
Table 40	: GHRF(GHRH) Tests Conducted in ARISF Sports/Disciplines (Urine)
Table 41	: GnRH Tests Conducted in ARISF Sports/Disciplines (Urine)
Table 42	: Insulin Tests Conducted in ARISF Sports/Disciplines (Urine and Blood)
Table 43	: IGF-I Analogs Tests Conducted in ARISF Sports/Disciplines (Urine and Blood)
Table 44	: hGH Isoforms Tests Conducted in ARISF Sports/Disciplines (Blood)
Table 45	: hGH Biomarkers Tests Conducted in ARISF Sports/Disciplines (Blood)
Table 46	: HBOC Tests Conducted in ARISF Sports/Disciplines (Blood)
Table 47	: HBT (Transfusion) Tests Conducted in ARISF Sports/Disciplines (Blood)
Table 48a	: Steroid Esters Tests Conducted in ARISF Sports/Disciplines (Blood)
Table 48b	: DBS Tests Conducted in ARISF Sports/Disciplines

Sports Governed by AIMS IFs - Tests Conducted:

Table 49	: GC/C/IRMS Tests Conducted in AIMS Sports/Disciplines for Markers of the Steroid Profile (Urine)
Table 50	: GC/C/IRMS Tests Conducted in AIMS Sports/Disciplines for Other Targets (Urine)
Table 51	: ERA Tests Conducted in AIMS Sports/Disciplines (Urine and Blood)
Table 52	: GHRF(GHS/GHRP) Tests Conducted in AIMS Sports/Disciplines (Urine)
Table 53	: GHRF(GHRH) Tests Conducted in AIMS Sports/Disciplines (Urine)
Table 54	: GnRH Tests Conducted in AIMS Sports/Disciplines (Urine)
Table 55	: Insulin Tests Conducted in AIMS Sports/Disciplines (Urine and Blood)
Table 56	: IGF-I Analogs Tests Conducted in AIMS Sports/Disciplines (Urine and Blood)
Table 57	: hGH Isoforms Tests Conducted in AIMS Sports/Disciplines (Blood)
Table 58	: hGH Biomarkers Tests Conducted in AIMS Sports/Disciplines (Blood)
Table 59	: HBOC Tests Conducted in AIMS Sports/Disciplines (Blood)
Table 60	: HBT Tests Conducted in AIMS Sports/Disciplines (Blood)
Table 61a	: Steroid Esters Tests Conducted in ARISF Sports/Disciplines (Blood)
Table 61b	: DBS Tests Conducted in ARISF Sports/Disciplines

Sports Governed by the IPC - Tests Conducted:

Table 62	: GC/C/IRMS Tests Conducted in Paralympic Sports/Disciplines for Markers of the Steroid Profile (Urine)
Table 63	: GC/C/IRMS Tests Conducted in Paralympic Sports/Disciplines for Other Targets (Urine)
Table 64	: ERA Tests Conducted in Paralympic Sports/Disciplines (Urine and Blood)
Table 65	: GHRF(GHS/GHRP) Tests Conducted in Paralympic Sports/Disciplines (Urine)
Table 66	: GHRF (GHRH) Tests Conducted in Paralympic Sports/Disciplines (Urine)
Table 67	: GnRH Tests Conducted in Paralympic Sports/Disciplines (Urine)
Table 68	: Insulin Tests Conducted in Paralympic Sports/Disciplines (Urine and Blood)
Table 69	: IGF-I Analogs Tests Conducted in Paralympic Sports/Disciplines (Urine and Blood)
Table 70	: hGH Isoforms Tests Conducted in Paralympic Sports/Disciplines (Blood)
Table 71	: hGH Biomarkers Tests Conducted in Paralympic Sports/Disciplines (Blood)
Table 72	: HBOC Tests Conducted in Paralympic Sports/Disciplines (Blood)
Table 73	: HBT Tests Conducted in Paralympic Sports/Disciplines (Blood)
Table 74a	: Steroid Ester Tests Conducted in Paralympic Sports/Disciplines (Blood)
Table 74b	: DBS Tests Conducted in Paralympic Sports/Disciplines

Table of Contents

Sports for Athletes with an Impairment - Tests Conducted:

Table 75	: GC/C/IRMS Tests Conducted in Sports for Athletes with an Impairment for Markers of the Steroid Profile (Urine)
Table 76	: GC/C/IRMS Tests Conducted in Sports for Athletes with an Impairment for Other Targets (Urine)
Table 77	: ERA Tests Conducted in Sports for Athletes with an Impairment (Urine and Blood)
Table 78	: GHRF(GHS/GHRP) Tests Conducted in Sports for Athletes with an Impairment (Urine)
Table 79	: GHRF(GHRH) Tests Conducted in Sports for Athletes with an Impairment (Urine)
Table 80	: GnRH Tests Conducted in Sports for Athletes with an Impairment (Urine)
Table 81	: Insulin Tests Conducted in Sports for Athletes with an Impairment (Urine and Blood)
Table 82	: IGF-I Analogs Tests Conducted in Sports for Athletes with an Impairment (Urine and Blood)
Table 83	: hGH Isoforms Tests Conducted in Sports for Athletes with an Impairment (Blood)
Table 84	: hGH Biomarkers Tests Conducted in Sports for Athletes with an Impairment (Blood)
Table 85	: HBOC Tests Conducted in Sports for Athletes with an Impairment (Blood)
Table 86	: HBT (Transfusion) Tests Conducted in Sports for Athletes with an Impairment (Blood)
Table 87a	: Steroid Ester Tests Conducted in Sports for Athletes with an Impairment (Blood)
Table 87b	: DBS Tests Conducted in Sports for Athletes with an Impairment

Other Sports/Disciplines from Code Signatories - Tests Conducted:

Table 88	: GC/C/IRMS Tests Conducted in Other Sports/Disciplines from Code Signatories for Markers of the Steroid Profile (Urine)
Table 89	: ERA Tests Conducted in Other Sports/Disciplines from Code Signatories (Urine and Blood)
Table 90	: GHRF(GHS/GHRF) Tests Conducted in Other Sports/Disciplines from Code Signatories (Urine)
Table 91	: GHRF(GHRH) Tests Conducted in Other Sports/Disciplines from Code Signatories (Urine)
Table 92	: GnRH Tests Conducted in Other Sports/Disciplines from Code Signatories (Urine)
Table 93	: Insulin Tests Conducted in Other Sports/Disciplines from Code Signatories (Urine and Blood)
Table 94	: IGF-I Analogs Tests Conducted in Other Sports/Disciplines from Code Signatories (Urine)
Table 95	: hGH Isoforms Tests Conducted in Other Sports/Disciplines from Code Signatories (Blood)
Table 96	: hGH Biomarkers Tests Conducted in Other Sports/Disciplines from Code Signatories (Blood)
Table 97	: HBOC Tests Conducted in Other Sports/Disciplines from Code Signatories (Blood)
Table 98	: HBT Tests Conducted in Other Sports/Disciplines from Code Signatories (Blood)
Table 99a	: Steroid Ester Tests Conducted in Other Sports/Disciplines from Code Signatories (Blood)
Table 99b	: DBS Tests Conducted in Other Sports/Disciplines from Code Signatories

Other Sports/Disciplines from Code Signatories - Military Sports -Tests Conducted:

Table 100	: GC/C/IRMS Tests Conducted in Other Sports/Disciplines from Code Signatories for Markers of the Steroid Profile - Military Sports (Urine)
Table 101	: ERA Tests Conducted in Other Sports/Disciplines from Code Signatories - Military Sports (Urine and Blood)
Table 102	: GHRF(GHS/GHRF) Tests Conducted in Other Sports/Disciplines from Code Signatories - Military Sports (Urine)
Table 103	: GHRF(GHRH) Tests Conducted in Other Sports/Disciplines from Code Signatories - Military Sports (Urine)
Table 104	: GnRH Tests Conducted in Other Sports/Disciplines from Code Signatories - Military Sports (Urine)
Table 105	: Insulin Tests Conducted in Other Sports/Disciplines from Code Signatories - Military Sports (Urine and Blood)
Table 106	: IGF-I Analogs Tests Conducted in Other Sports/Disciplines from Code Signatories - Military Sports (Urine)
Table 107	: hGH Isoforms Tests Conducted in Other Sports/Disciplines from Code Signatories - Military Sports (Blood)
Table 108	: hGH Biomarkers Tests Conducted in Other Sports/Disciplines from Code Signatories - Military Sports (Blood)
Table 109	: HBOC Tests Conducted in Other Sports/Disciplines from Code Signatories - Military Sports (Blood)
Table 110	: HBT Tests Conducted in Other Sports/Disciplines from Code Signatories - Military Sports (Blood)
Table 111a	: Steroid Ester Tests Conducted in AIMS Sports/Disciplines - Military Sports (Blood)
Table 111b	: DBS Tests Conducted in AIMS Sports/Disciplines - Military Sports

Table of Contents

Other Sports/Disciplines from Code Signatories - University Sports - Tests Conducted:

Table 112	: GC/C/IRMS Tests Conducted in Other Sports/Disciplines from Code Signatories for Markers of the Steroid Profile - University Sports (Urine)
Table 113	: ERA Tests Conducted in Other Sports/Disciplines from Code Signatories - University Sports (Urine and Blood)
Table 114	: GHRF(GHS/GHRF) Tests Conducted in Other Sports/Disciplines from Code Signatories - University Sports (Urine)
Table 115	: GHRF(GHRH) Tests Conducted in Other Sports/Disciplines from Code Signatories - University Sports (Urine)
Table 116	: GnRH Tests Conducted in Other Sports/Disciplines from Code Signatories - University Sports (Urine)
Table 117	: Insulin Tests Conducted in Other Sports/Disciplines from Code Signatories - University Sports (Urine and Blood)
Table 118	: IGF-I Analogs Tests Conducted in Other Sports/Disciplines from Code Signatories - University Sports (Urine)
Table 119	: hGH Isoforms Tests Conducted in Other Sports/Disciplines from Code Signatories - University Sports (Blood)
Table 120	: hGH Biomarkers Tests Conducted in Other Sports/Disciplines from Code Signatories - University Sports (Blood)
Table 121	: HBOC Tests Conducted in Other Sports/Disciplines from Code Signatories - University Sports (Blood)
Table 122	: HBT (Transfusion) Tests Conducted in Other Sports/Disciplines from Code Signatories - University Sports (Blood)
Table 123a	: Steroid Ester Tests Conducted in Other Sports/Disciplines from Code Signatories - University Sports (Blood)
Table 123b	: DBS Tests Conducted in Other Sports/Disciplines from Code Signatories - University Sports

Other Sports/Disciplines - Tests Conducted:

Table 124	: GC/C/IRMS Tests Conducted in Other Sports/Disciplines for Markers of the Steroid Profile (Urine)
Table 125	: ERA Tests Conducted in Other Sports/Disciplines (Urine and Blood)
Table 126	: GHRF(GHS/GHRP) Tests Conducted in Other Sports/Disciplines (Urine)
Table 127	: GHRF(GHRH) Tests Conducted in Other Sports/Disciplines (Urine)
Table 128	: GnRH Tests Conducted in Other Sports/Disciplines (Urine)
Table 129	: Insulin Tests Conducted in Other Sports/Disciplines (Urine and Blood)
Table 130	: IGF-I Analogs Tests Conducted in Other Sports/Disciplines (Urine and Blood)
Table 131	: hGH Isoforms Tests Conducted in Other Sports/Disciplines (Blood)
Table 132	: hGH Biomarkers Tests Conducted in Other Sports/Disciplines (Blood)
Table 133	: HBOC Tests Conducted in Other Sports/Disciplines (Blood)
Table 134	: HBT Tests Conducted in Other Sports/Disciplines (Blood)
Table 135a	: Steroid Ester Tests Conducted in Other Sports/Disciplines (Blood)
Table 135b	: DBS Tests Conducted in Other Sports/Disciplines

Total AAFs per Drug Class

Table 136	: Total AAFs per Drug Class as Reported in ASOIF Sports
Table 137	: Total AAFs per Drug Class as Reported in AIOWF Sports
Table 138	: Total AAFs per Drug Class as Reported in ARISF Sports
Table 139	: Total AAFs per Drug Class as Reported in AIMS Sports
Table 140	: Total AAFs per Drug Class as Reported in Paralympic Sports
Table 141	: Total AAFs per Drug Class as Reported in Sports for Athletes with an Impairment
Table 142	: Total AAFs per Drug Class in Other Sports - Code Signatories
Table 143	: Total AAFs per Drug Class in Other Sports - Code Signatories - Military Sports
Table 144	: Total AAFs per Drug Class in Other Sports - Code Signatories - University Sports
Table 145	: Total AAFs per Drug Class in Other Sports

Terms and Abbreviations

IC	In-Competition
OOO	Out-of-Competition
Sample	Any biological material collected for the purposes of Doping Control*
AAF	Adverse Analytical Finding
ATF	Atypical Finding
GC/C/IRMS	Gas Chromatograph/Carbon/Isotope Ratio Mass Spectrometry (e.g."IRMS")
ERA	EPO-Receptor Agonists**
hGH Isoforms	Human Growth Hormone Isoform Differential Immunoassay
hGH Biomarkers	Human Growth Hormone Biomarkers
GHRF (GHS/GHRP)	Growth Hormone Releasing Factors (Growth Hormone Secretagogues/GH-Releasing Peptides)
GHRF (GHRH)	Growth Hormone Releasing Factors (Growth Hormone Releasing Hormone)
GnRH	Gonadotrophin Releasing Hormones
HBT	Homologous Blood Transfusion
HBOC	Haemoglobin Based Oxygen Carrier
IGF-I	Insulin-like Growth Factor-I (and its analogues)
ABP	Athlete Biological Passport
IOC	International Olympic Committee
ASOIF	Association of Summer Olympic International Federations
AIOWF	Association of International Olympic Winter Sports Federations
ARISF	Association of IOC Recognized International Sports Federations
AIMS	Alliance of Independent Recognized Members of Sport
NADO	National Anti-Doping Organization
RADO	Regional Anti-Doping Organization
NOC	National Olympic Committee
MEO	Major Event Organization
IF	International Federation
NF	National Federation
IPC	International Paralympic Committee***
Other Sports	Sports/disciplines connected with organizations which are outside of the categories in Tables 1-7.
ADAMS	Anti-Doping Administration and Management System
TA	Testing Authority
SCA	Sample Collection Authority
-	a "dash" represents "0" (no data) in tables compiling the number of Samples, ATFs or AAFs
(R)	A discipline which is discontinued in ADAMS based on request of the governing IF, being an event under an existing discipline or being no longer necessary for administrative purposes

* Biological material limited to urine and blood in this report

** Including recombinant erythropoietins (i.e. epoetins) and their analogues (e.g. darbepoetin, pegserpoetin, peginesatide, CERA, EPO-Fc)

*** Limited to sport/disciplines under the governance of the IPC (others are compiled under the category "Sports for Athletes with an Impairment").

This report compiles data as recorded in ADAMS on 10 Aug 2022 (plus supplemental data after Stakeholder consultation)

Table 1: Total Samples Analyzed in ASOIF Sports/Disciplines (Urine and Blood)

Sports	Disciplines	Urine						Blood						DBS				Sub Total	Total Samples	Total AAFs	% AAF
		IC Samples	ATF	AAF	OC Samples	ATF	AAF	IC Samples	ATF	AAF	OC Samples	ATF	AAF	IC Samples	AAF	OC Samples	AAF				
Aquatics	Swimming Middle Distance 200-400m	1680	-	28	3025	-	4	63	-	-	412	-	-	-	-	40	-	5220	16,263	88	0.5%
	Swimming Sprint 100m or less	1885	1	33	2619	2	6	109	-	-	330	-	-	-	-	35	-	4978			
	Water Polo	610	-	1	1128	-	2	27	-	-	135	-	-	-	-	15	-	1915			
	Swimming Long Distance 800m or greater	450	-	7	846	-	2	34	1	-	119	-	-	-	-	11	-	1460			
	Diving	309	-	1	662	1	0	4	-	-	47	-	-	-	-	10	-	1032			
	Open Water	242	-	1	528	-	2	10	-	-	60	-	-	-	-	1	-	841			
	Artistic Swimming	123	-	-	592	-	1	1	-	-	35	-	-	-	-	8	-	759			
	Swimming	-	-	-	34	-	-	-	-	-	1	-	-	-	-	-	-	35			
	Aquatics	3	-	-	20	-	-	-	-	-	-	-	-	-	-	-	-	23			
Archery	Archery	260	-	5	348	-	-	-	-	6	-	-	-	-	7	-	621	1,090	11	1.0%	
	Recurve	147	3	-	178	-	-	-	-	1	-	-	-	-	-	-	326				
	Compound	107	2	6	36	-	-	-	-	-	-	-	-	-	-	-	143				
Athletics	Long Distance 3000m or greater	4038	10	37	5321	6	15	132	-	1	911	-	7	1	-	76	-	10479	31,178	184	0.6%
	Sprint 400m or less	2972	6	33	4519	6	34	150	-	-	589	-	2	2	-	17	-	8249			
	Throws	1551	2	17	2248	4	9	103	-	-	334	-	-	-	-	11	-	4247			
	Jumps	1380	2	10	2135	-	5	77	-	-	221	-	-	-	-	9	-	3822			
	Middle Distance 800-1500m	1268	5	5	1597	4	7	52	-	-	281	-	1	-	-	8	-	3206			
	Combined Events	376	-	1	625	1	-	18	-	-	83	-	-	-	-	2	-	1104			
	Cross Country	30	-	-	-	-	-	-	-	-	-	-	-	-	-	-	-	30			
	Discus Throwing	2	-	-	9	-	-	-	-	-	-	-	-	-	-	-	-	11			
	Marathon	10	-	-	-	-	-	-	-	-	-	-	-	-	-	-	-	10			
	Athletics	3	-	-	6	-	-	-	-	-	-	-	-	-	-	-	-	9			
	Shot-put	1	-	-	6	-	-	-	-	-	-	-	-	-	-	-	-	7			
	High Jump	1	-	-	1	-	-	-	-	-	-	-	-	-	-	-	-	2			
	Field	-	-	-	-	-	-	-	-	-	1	-	-	-	-	-	-	1			
	Race Walk	1	-	-	-	-	-	-	-	-	-	-	-	-	-	-	-	1			
Badminton	Badminton	532	-	1	930	1	1	14	-	-	141	-	-	-	14	-	1631	1,631	2	0.1%	
Basketball	Basketball	2416	1	17	2069	4	5	54	-	-	156	-	-	-	12	-	4707	5,371	24	0.4%	
	3 on 3	147	-	2	476	1	-	2	-	-	30	-	-	-	9	-	664				
Boxing	Boxing	1124	1	28	2663	4	8	41	-	-	265	1	-	24	-	29	-	4146	4,146	36	0.9%
Canoe	Middle Distance 500m	445	-	2	1041	1	-	21	-	-	130	-	-	-	12	-	1649	5,171	19	0.4%	
	Long Distance 1000m	387	3	6	709	3	2	19	-	-	108	-	-	-	11	-	1234				
	Sprint 200m	408	-	5	576	1	3	29	-	-	92	-	-	-	3	-	1108				
	Canoe Slalom	311	-	1	575	-	-	3	-	-	93	-	-	-	7	-	989				
	Marathon	58	-	-	7	-	-	6	-	-	1	-	-	-	-	-	72				
	Wildwater	11	-	-	32	-	-	-	-	-	2	-	-	-	-	-	45				
	Freestyle	16	-	-	10	1	-	-	-	-	-	-	-	-	-	-	26				
	Canoe Polo	8	-	-	6	-	-	-	-	-	4	-	-	-	-	-	18				
	Dragon Boat	15	-	-	1	-	-	-	-	-	-	-	-	-	-	-	16				
	Stand-Up Paddling	6	-	-	-	-	-	-	-	-	-	-	-	-	-	-	6				
	Canoe Kayak	4	-	-	-	-	-	-	-	-	-	-	-	-	-	-	4				
Ocean Racing	4	-	-	-	-	-	-	-	-	-	-	-	-	-	-	4					

Table 1: Total Samples Analyzed in ASOIF Sports/Disciplines (Urine and Blood) - continued

Sports	Disciplines	Urine						Blood						DBS				Sub Total	Total Samples	Total AAFs	% AAF
		IC	OOC		IC	OOC		IC	OOC		IC	OOC									
		Samples	ATF	AAF	Samples	ATF	AAF	Samples	ATF	AAF	Samples	ATF	AAF	Samples	AAF	Samples	AAF				
Cycling	Road	4995	6	79	6001	6	20	503	2	2	1075	1	4	-	-	12	-	12586	20,617	146	0.7%
	Mountain Bike - Cross Country	1115	2	14	864	4	2	72	-	-	139	-	-	-	-	8	-	2198			
	Track Endurance	779	1	8	941	1	2	28	-	-	184	-	-	-	-	5	-	1937			
	Track Sprint	703	-	4	891	1	1	47	-	-	116	-	-	-	-	8	-	1765			
	BMX	339	1	3	497	-	2	21	-	-	44	-	-	-	-	-	-	901			
	Cyclo-Cross	596	-	3	226	-	1	41	-	-	34	-	-	-	-	-	-	897			
	Mountain Bike - Down Hill	167	-	1	29	-	-	2	-	-	3	-	-	-	-	-	-	201			
	Trials	57	-	-	11	-	-	-	-	-	2	-	-	-	-	-	-	70			
	Artistic	29	-	-	-	-	-	-	-	-	-	-	-	-	-	-	-	29			
	Track	12	-	-	1	-	-	-	-	-	1	-	-	-	-	-	-	14			
	Mountain Bike	1	-	-	9	-	-	-	-	-	1	-	-	-	-	-	-	11			
	Cycle-Ball	7	-	-	1	-	-	-	-	-	-	-	-	-	-	-	-	8			
	Equestrian	Jumping	141	-	3	224	-	-	-	-	-	16	-	-	-	-	-	-			
Eventing		62	-	1	186	3	1	-	-	-	13	-	-	-	-	-	-	261			
Dressage		79	-	-	137	-	-	-	-	-	1	-	-	-	-	-	-	217			
Endurance		29	-	1	12	-	-	-	-	-	-	-	-	-	-	-	-	41			
Vaulting		30	-	-	2	-	-	-	-	-	-	-	-	-	-	-	-	32			
Driving		4	-	-	-	-	-	-	-	-	-	-	-	-	-	-	-	4			
Fencing	Epee	235	-	-	423	-	-	-	-	-	43	-	-	-	-	9	-	710	1,825	3	0.2%
	Sabre	198	1	2	351	5	-	1	-	-	34	-	-	-	-	7	-	591			
	Foil	190	1	1	308	1	-	1	-	-	21	-	-	-	-	2	-	522			
Field Hockey	Field Hockey	450	-	4	1097	-	0	26	-	-	63	-	-	-	-	19	-	1655	1,702	4	0.2%
	Indoor	44	-	-	2	-	-	-	-	-	1	-	-	-	-	-	-	47			
Football	Football	17370	13	53	11289	17	10	651	-	-	1409	-	-	-	-	31	-	30750	31,671	68	0.2%
	Futsal	585	2	3	103	-	-	16	-	-	22	-	-	-	-	-	-	726			
	Beach Football	179	-	2	14	-	-	2	-	-	-	-	-	-	-	-	-	195			
Golf	Golf	300	-	2	253	-	5	1	-	-	13	-	-	-	-	4	-	571	571	7	1.2%
	Artistic	609	1	8	1483	3	3	23	-	-	131	-	-	-	-	12	-	2258			
	Rhythmic	260	4	2	391	-	-	13	-	-	20	-	-	-	-	7	-	691			
	Trampoline	145	-	1	268	1	-	8	-	-	12	-	-	-	-	4	-	437			
	Acrobatic	63	-	-	59	-	-	6	-	-	2	-	-	-	-	-	-	130			
	Aerobic	58	-	-	27	-	-	4	-	-	2	-	-	-	-	-	-	91			
	Tumbling	5	-	-	9	-	-	-	-	-	1	-	-	-	-	-	-	15			
	Gymnastics	6	-	1	5	-	-	-	-	-	-	-	-	-	-	-	-	11			
	Parkour	6	-	-	-	-	-	1	-	-	-	-	-	-	-	-	-	7			
Handball	TeamGym	-	-	-	1	-	-	-	-	-	-	-	-	-	-	-	-	1	3,747	14	0.4%
	Indoor	1444	-	11	2017	3	3	37	-	-	212	-	-	-	-	-	-	3710			
	Beach	31	-	-	5	-	-	-	-	-	1	-	-	-	-	-	-	37			
Judo	Judo	1266	3	17	2725	3	4	31	-	-	241	-	-	-	-	6	-	4269	4,269	21	0.5%
Modern Pentathlon	Modern Pentathlon	249	-	-	495	-	1	1	-	-	68	-	-	-	-	4	-	817	817	1	0.1%
Rowing	Rowing	1130	1	6	3559	1	4	85	-	-	615	-	-	-	-	70	-	5459	5,465	10	0.2%
	Beach Sprint	4	-	-	1	-	-	-	-	-	1	-	-	-	-	-	-	6			
Rugby Union	Fifteens	1598	1	39	2774	3	14	26	-	-	354	-	-	-	-	-	-	4752	6,622	59	0.9%
	Sevens	541	1	3	1146	-	3	14	-	-	156	-	-	-	-	13	-	1870			

Table 1: Total Samples Analyzed in ASOIF Sports/Disciplines (Urine and Blood) - continued

Sports	Disciplines	Urine						Blood						DBS				Sub Total	Total Samples	Total AAFs	% AAF
		Samples	IC	ATF	AAF	Samples	IC	ATF	AAF	Samples	IC	ATF	AAF	Samples	IC	ATF	AAF				
Sailing	Sailing	334	-	-	660	-	1	2	-	-	39	-	-	-	-	14	-	1049	1,226	2	0%
	RS:X	10	-	-	32	-	-	-	-	1	-	-	-	-	-	-	43				
	Laser-R	7	-	-	27	-	-	-	-	3	-	-	-	-	-	-	37				
	470 crew	8	-	-	11	-	-	-	-	1	-	-	-	-	-	-	20				
	Laser-S	8	-	-	8	-	-	-	-	1	-	-	-	-	-	-	17				
	NACRA 17	1	-	-	15	-	-	-	-	-	-	-	-	-	-	-	16				
	470 helm	9	-	-	3	-	-	-	-	1	-	-	-	-	-	-	13				
	49erFX	4	-	-	7	-	-	-	-	-	-	-	-	-	-	-	11				
	49er crew	3	-	-	5	-	-	-	-	-	-	-	-	-	-	-	8				
	Finn	1	-	-	4	-	-	-	-	-	-	-	-	-	-	-	5				
	Laser	-	-	-	4	-	-	-	-	-	-	-	-	-	-	-	4				
	49er helm	2	-	1	1	-	-	-	-	-	-	-	-	-	-	-	3				
Shooting	Shooting	477	-	4	825	-	2	-	-	-	26	-	-	-	-	25	1353	2,176	10	0.5%	
	Rifle	174	-	1	132	-	-	-	-	-	-	-	-	-	-	-	306				
	Shotgun	145	-	1	122	-	-	-	-	-	-	-	-	-	-	-	267				
	Pistol	125	-	1	124	-	1	-	-	-	-	-	-	-	-	-	249				
	Running Target	-	-	-	1	-	-	-	-	-	-	-	-	-	-	-	1				
Table Tennis	Table Tennis	313	-	3	670	2	-	13	-	-	53	-	-	-	8	-	1057	1,057	3	0%	
Taekwondo	Sparring	577	1	4	1102	6	3	33	-	-	87	-	-	-	14	-	1813	1,870	8	0.4%	
	Poomsae	27	-	-	16	-	1	-	-	1	-	-	-	-	-	-	44				
	Taekwondo	6	-	-	7	-	-	-	-	-	-	-	-	-	-	-	13				
Tennis	Tennis	3989	2	27	1358	-	3	5	-	-	899	4	-	-	5	-	6256	6,256	30	0.5%	
Triathlon	Triathlon	1208	1	12	1306	1	7	100	-	-	215	-	2	5	-	9	2843	3,166	29	0.8%	
	Duathlon	111	0	5	33	-	1	6	-	-	6	-	1	-	-	-	156				
	Long Distance	38	-	-	20	-	-	16	-	-	1	-	-	-	-	-	75				
	Winter Triathlon	32	-	1	11	-	-	-	-	-	-	-	-	-	-	-	43				
	Cross Triathlon	26	-	-	2	-	-	-	-	-	-	-	-	-	-	-	28				
	Aquathlon	20	-	-	1	-	-	-	-	-	-	-	-	-	-	-	21				
Volleyball	Volleyball	1311	1	11	1409	3	4	35	-	-	155	-	-	-	12	-	2922	3,831	16	0.4%	
	Beach	283	-	-	532	-	1	35	-	-	49	-	-	-	9	-	908				
	Hall	1	-	-	-	-	-	-	-	-	-	-	-	-	-	-	1				
Weightlifting	Weightlifting	3541	7	72	5359	10	23	714	-	-	905	2	3	44	1	39	10602	10,602	100	0.9%	
	Wrestling	619	2	8	1393	1	1	19	-	-	131	-	-	-	21	-	2183				
Wrestling	Freestyle	625	2	12	928	1	2	32	-	-	133	1	2	-	2	-	1720	6,407	56	0.8%	
	Greco-Roman	612	1	10	808	5	8	43	-	-	125	1	-	-	-	-	1588				
	Women's Freestyle	346	2	2	342	1	-	10	-	-	29	-	-	-	-	-	727				
	Traditional Wrestling	74	-	8	66	1	-	-	-	-	-	-	-	-	-	-	140				
	Grappling	30	-	2	-	-	-	-	-	-	-	-	-	-	-	-	30				
	Beach Wrestling	18	-	1	-	-	-	1	-	-	-	-	-	-	-	-	19				
Totals		74,567	93	705	91,761	123	240	3,694	3	3	12,500	10	22	76	1	726	1	183,324	972	0.52%	

Table 2: Total Samples Analyzed in AIOWF Sports/Disciplines (Urine and Blood)

Sports	Disciplines	Urine						Blood						DBS				Sub Total	Total Samples	Total AAFs	% AAF
		IC			OOC			IC			OOC			IC		OOC					
		Samples	ATF	AAF	Samples	ATF	AAF	Samples	ATF	AAF	Samples	ATF	AAF	Samples	AAF	Samples	AAF				
Biathlon	Biathlon	883	-	5	1769	-	1	110	-	-	415	-	-	-	-	-	-	3177	3,177	6	0.2%
	Bobsleigh	317	-	-	1122	1	0	32	-	-	242	-	-	-	-	-	-	1717			
Bobsleigh	Skeleton	93	-	-	329	-	-	2	-	-	69	-	-	-	-	-	-	493	2,206	0	0.0%
Curling	Curling	147	-	-	375	-	-	-	-	-	18	-	-	-	-	5	-	545	545	0	0.0%
Ice Hockey	Ice Hockey	1477	-	12	1945	3	3	56	-	-	285	-	-	-	-	-	-	3763	3,763	15	0.4%
Luge	Luge	173	-	-	480	-	-	6	-	-	62	-	-	-	-	-	-	721	721	0	0.0%
	Short Track	327	-	-	864	-	-	44	-	-	154	-	-	-	-	14	-	1423			
	Speed Skating 1500m or less	428	-	-	673	1	-	44	-	-	130	-	-	-	-	19	-	1306			
	Speed Skating greater than 1500m	313	-	1	661	-	1	26	-	-	166	-	-	-	-	21	-	1193			
Skating	Figure Skating	301	-	5	533	-	9	3	-	-	82	-	-	-	-	19	-	938	4,832	16	0.3%
	Synchronized Skating	8	-	-	-	-	-	-	-	-	-	-	-	-	-	-	-	8			
	Skating	-	-	-	2	-	-	-	-	-	-	-	-	-	-	-	-	2			
	Cross-Country	652	-	1	1844	1	2	81	-	-	467	-	-	8	-	14	-	3066			
	Alpine	292	-	-	1134	-	1	38	-	-	163	-	-	-	-	-	-	1627			
	Freestyle	219	-	-	1008	-	-	-	-	-	99	-	-	-	-	8	-	1334			
	Snowboard	160	-	0	802	-	-	-	-	-	114	-	-	-	-	10	-	1086			
	Nordic Combined	141	-	0	415	-	-	19	-	-	103	-	-	5	-	9	-	692			
Skiing	Ski Jumping	194	-	-	359	-	-	-	-	-	45	-	-	-	-	6	-	604	8,440	4	0.0%
	Freestyle/Aerials	12	-	-	1	-	-	-	-	-	-	-	-	-	-	-	-	13			
	Snowboard/Big Air	-	-	-	11	-	-	-	-	-	-	-	-	-	-	-	-	11			
	Snowboard/Halfpipe	-	-	0	4	-	-	-	-	-	-	-	-	-	-	-	-	4			
	Skiing	-	-	0	2	-	-	-	-	-	-	-	-	-	-	-	-	2			
	Freestyle/Halfpipe	-	-	-	1	-	-	-	-	-	-	-	-	-	-	-	-	1			
	Totals	6,137	0	24	14,334	6	17	461	0	0	2614	0	0	13	0	125	0	23,684	41	0.17%	

Table 3: Total Samples Analyzed in ARISF Sports/Disciplines (Urine and Blood)

Sports	Disciplines	Urine						Blood						DBS				Sub Total	Total Samples	Total AAFs	% AAF
		IC			OOC			IC			OOC			IC		OOC					
		Samples	ATF	AAF	Samples	ATF	AAF	Samples	ATF	AAF	Samples	ATF	AAF	Samples	AAF	Samples	AAF				
Air Sports	Parachuting	12	-	-	3	-	-	-	-	-	-	-	-	-	-	-	-	15			
	Hang Gliding & Paragliding	10	-	-	-	-	-	-	-	-	-	-	-	-	-	-	-	10			
	Aeromodeling	6	-	-	1	-	-	-	-	-	-	-	-	-	-	-	-	7			
	Powered Paragliding	-	-	-	2	-	-	-	-	-	-	-	-	-	-	-	-	2			
	Ballooning	-	-	-	2	1	-	-	-	-	-	-	-	-	-	-	-	2			
	Gliding	1	-	-	-	-	-	-	-	-	-	-	-	-	-	-	-	1			
American Football	American Football	338	1	7	227	-	1	9	-	-	12	-	-	-	-	-	-	586	586	8	1.4%
Automobile	Automobile Sports	117	-	1	41	-	-	-	-	-	-	-	-	-	-	-	-	158			
	Rally	71	-	2	11	-	-	-	-	-	1	-	-	-	-	-	-	83			
	Karting	23	-	1	-	-	-	-	-	-	-	-	-	-	-	-	-	23			
	Formula 1	8	-	-	5	-	-	-	-	-	-	-	-	-	-	-	-	13			
Bandy	Bandy	47	-	1	7	-	-	-	-	-	-	-	-	-	-	-	-	54	54	1	1.9%
Baseball/Softball	Baseball	416	-	14	477	5	1	21	-	-	23	-	-	-	-	-	-	937			
	Softball	121	-	2	282	-	-	3	-	-	16	-	-	-	-	-	-	422	1359	17	1.1%
Basque Pelota	Basque Pelota	56	-	1	6	-	-	-	-	-	-	-	-	-	-	-	-	62	62	1	1.6%
Billiards	Pool	46	-	2	7	-	-	-	-	-	-	-	-	-	-	-	-	53			
	Snooker	-	-	-	11	-	-	-	-	-	-	-	-	-	-	-	-	11			
	Billiards	10	-	-	1	-	-	-	-	-	-	-	-	-	-	-	-	11			
	Carom	-	-	-	2	-	-	-	-	-	-	-	-	-	-	-	-	2			
Boules Sports	Petanque	28	-	1	1	-	-	-	-	-	-	-	-	-	-	-	-	29			
	Boules Sports	5	-	-	10	-	-	-	-	-	-	-	-	-	-	-	-	15			
	Lyonnaise	6	1	1	-	-	-	-	-	-	-	-	-	-	-	-	-	6			
Bowling	Bowling	19	-	-	18	-	-	-	-	-	-	-	-	-	-	-	-	37			
	Ten-Pin	-	-	-	4	-	-	-	-	-	-	-	-	-	-	-	-	4			
Bridge	Bridge	4	-	-	17	-	-	-	-	-	-	-	-	-	-	-	-	21	21	0	0%
Cheer	Cheer	-	-	-	40	-	1	-	-	-	3	-	-	-	-	-	-	43	43	1	2.3%
Chess	Chess	79	-	1	8	-	-	-	-	-	-	-	-	-	-	-	-	87	87	1	1.1%
Cricket	Cricket	518	1	2	555	-	1	35	-	-	14	-	-	-	-	-	-	1122			
	Twenty20	14	-	-	4	-	-	-	-	-	-	-	-	-	-	-	-	18	1140	3	0.3%
DanceSport	DanceSport	69	-	2	67	-	-	-	-	-	2	-	-	-	-	-	-	138			
	Breaking	21	-	-	20	-	-	-	-	-	-	-	-	-	-	-	-	41			
	Standard	26	-	-	13	-	-	-	-	-	-	-	-	-	-	-	-	39			
	Latin	30	-	-	7	-	-	-	-	-	-	-	-	-	-	-	-	37			
	10-dance	18	-	-	-	-	-	-	-	-	-	-	-	-	-	-	-	18			
	Youth	1	-	-	-	-	-	-	-	-	-	-	-	-	-	-	-	1			
Floorball	Floorball	245	-	3	136	-	-	-	-	-	10	-	-	-	-	-	-	391	391	3	0.8%
Flying Disc	Ultimate	7	-	-	1	-	-	-	-	-	-	-	-	-	-	-	-	8			
	Flying Disc	-	-	-	1	-	-	-	-	-	-	-	-	-	-	-	-	1	9	0	0%
Icestocksport	Icestocksport Distance	5	-	-	6	-	-	-	-	-	3	-	-	-	-	-	-	14			
	Icestocksport Target	-	-	-	2	-	-	-	-	-	-	-	-	-	-	-	-	2			
	Icestocksport	-	-	-	1	-	-	-	-	-	-	-	-	-	-	-	-	1			

Table 3: Total Samples Analyzed in ARISF Sports/Disciplines (Urine and Blood) - continued

Sports	Disciplines	Urine						Blood						DBS		Sub Total	Total Samples	Total AAFs	% AAF		
		IC Samples	ATF	AAF	OOB Samples	ATF	AAF	IC Samples	ATF	AAF	OOB Samples	ATF	AAF	IC Samples	AAF					OOB Samples	AAF
Karate	Karate	497	1	4	960	3	3	14	-	-	80	-	-	-	-	6	-	1557	1557	7	0.4%
	Kickboxing	92	-	4	144	1	1	7	-	-	9	-	-	-	-	-	-	252			
Kickboxing	K1 Rules	35	-	2	8	-	-	-	-	-	-	-	-	4	-	-	-	47	419	12	2.9%
	Low Kick	40	-	2	4	-	1	-	-	-	-	-	-	-	-	-	-	44			
	Light Contact	30	-	1	1	-	-	-	-	-	-	-	-	5	-	-	-	36			
	Full Contact	7	-	1	8	-	-	-	-	-	-	-	-	1	-	-	-	16			
	Kick Light	10	-	-	-	-	-	-	-	-	-	-	-	5	-	-	-	15			
	Point Fighting	1	-	-	1	-	-	-	-	-	-	-	-	2	-	-	-	4			
	Panrace	4	-	-	-	-	-	-	-	-	-	-	-	-	-	-	-	4			
	Semi Contact	-	-	-	1	-	-	-	-	-	-	-	-	-	-	-	-	1			
Korfball	Korfball	33	-	-	11	-	-	-	-	-	-	-	-	-	-	-	44	44	0	0%	
Life Saving	Lifesaving	151	-	2	43	-	-	1	-	-	4	-	-	-	-	-	199	199	2	1%	
Motorcycling	Motocross	80	-	2	6	-	-	-	-	-	-	-	-	-	-	-	-	86	253	7	2.8%
	Road Racing	63	-	1	-	-	-	-	-	-	1	-	-	-	-	-	-	63			
	Speedway	38	-	-	-	-	-	-	-	-	-	-	-	-	-	-	-	38			
	Motorcycle Racing	19	-	1	2	-	-	-	-	-	-	-	-	-	-	-	-	21			
	Supermoto	15	-	2	-	-	-	-	-	-	-	-	-	-	-	-	-	15			
	Enduro	13	-	-	1	-	-	-	-	-	-	-	-	-	-	-	-	14			
	Road Racing Endurance	6	-	-	-	-	-	-	-	-	-	-	-	-	-	-	-	6			
	Track Racing	4	-	-	-	-	-	-	-	-	-	-	-	-	-	-	-	4			
	SnowCross	3	-	1	-	-	-	-	-	-	-	-	-	-	-	-	-	3			
	Trial	2	-	-	-	-	-	-	-	-	-	-	-	-	-	-	-	2			
	Cross-Country Rallies	1	-	-	-	-	-	-	-	-	-	-	-	-	-	-	-	1			
Mountaineering and Climbing	Climbing	8	-	-	12	-	-	-	-	-	2	-	-	-	-	-	-	22	57	1	2%
	Mountaineering and Climbing	1	-	-	12	-	-	-	-	-	-	-	-	-	-	-	-	13			
	Ice Climbing	10	-	1	-	-	-	-	-	-	-	-	-	-	-	-	-	10			
	Skyrunning	6	-	-	2	-	-	-	-	-	-	-	-	-	-	-	-	8			
	Ski Mountaineering	-	-	-	4	-	-	-	-	-	-	-	-	-	-	-	-	4			
Muaythai	Muaythai	106	-	4	78	-	-	3	-	-	5	-	-	-	-	-	192	192	4	2.1%	
Netball	Netball	74	-	-	65	-	-	-	-	-	6	-	-	-	-	-	145	145	0	0.0%	
Orienteering	Orienteering	75	-	-	63	-	-	3	-	-	-	-	-	-	-	-	-	141	280	1	0%
	Foot Orienteering	58	-	-	19	-	-	3	-	-	2	-	-	-	-	-	-	82			
	Mountain Bike Orienteering	23	-	1	5	-	-	4	-	-	-	-	-	-	-	-	-	32			
Polo	Ski Orienteering	15	-	-	10	-	-	-	-	-	-	-	-	-	-	-	-	25	4	1	25%
	Polo	4	-	1	-	-	-	-	-	-	-	-	-	-	-	-	-	4			
Powerboating	Aquabike	17	-	-	5	-	1	4	-	-	2	-	-	-	-	-	-	28	50	1	2%
	Circuit	11	-	-	-	-	-	2	-	-	-	-	-	-	-	-	-	13			
	Offshore	7	-	-	-	-	-	2	-	-	-	-	-	-	-	-	-	9			
Racquetball	Racquetball	20	1	-	15	-	-	-	-	-	-	-	-	-	-	-	35	35	0	0%	

Table 3: Total Samples Analyzed in ARISF Sports/Disciplines (Urine and Blood) - continued

Sports	Disciplines	Urine						Blood						DBS				Sub Total	Total Samples	Total AAFs	% AAF
		IC			OOC			IC			OOC			IC		OOC					
		Samples	ATF	AAF	Samples	ATF	AAF	Samples	ATF	AAF	Samples	ATF	AAF	Samples	AAF	Samples	AAF				
Roller Sports	Skateboarding	108	1	2	203	-	-	4	-	-	13	-	-	-	-	2	-	330			
	Inline Speed Skating Distance greater than 1000m	94	-	-	52	-	-	6	-	-	18	-	-	-	-	-	-	170			
	Inline Speed Skating Sprint 1000m or less	69	-	3	64	-	-	6	-	-	7	-	-	-	-	-	-	146			
	Hockey	61	-	1	21	-	-	-	-	-	-	-	-	-	-	-	-	82			
	Artistic	28	-	-	4	-	-	-	-	-	-	-	-	-	-	-	-	32	799	7	0.9%
	Roller Freestyle	18	-	-	-	-	-	-	-	-	-	-	-	-	-	-	-	18			
	Scoters	12	-	1	-	-	-	-	-	-	-	-	-	-	-	-	-	12			
	Alpine and Inline Downhill	6	-	-	-	-	-	-	-	-	-	-	-	-	-	-	-	6			
Ski Mountaineering	Inline Freestyle	3	-	-	-	-	-	-	-	-	-	-	-	-	-	-	-	3			
	Ski Mountaineering	87	-	-	69	-	-	-	-	-	22	-	-	-	-	-	-	178	178	0	0%
Sport Climbing	Combined	52	-	-	100	-	-	-	-	-	11	-	-	-	-	1	-	164			
	Boulder	74	-	1	66	-	-	6	-	-	4	-	-	-	-	-	-	150			
	Speed	64	-	-	48	-	-	1	-	-	5	-	-	-	-	1	-	119	613	1	0%
	Sport Climbing	19	-	-	71	-	-	-	-	-	3	-	-	-	-	-	-	93			
Squash	Lead	65	-	-	18	-	-	3	-	-	1	-	-	-	-	-	-	87			
	Squash	96	-	2	128	1	1	2	-	-	6	-	-	-	-	-	-	232	232	3	1.3%
Sumo	Sumo	41	-	1	20	-	-	-	-	-	-	-	-	-	-	-	-	61	61	1	2%
	Surfing	74	1	3	126	-	-	-	-	-	-	-	-	-	-	-	-	200			
Surfing	Stand Up Paddle	-	-	-	5	-	-	-	-	-	5	-	-	-	-	-	-	10	212	3	1%
	Body Board	-	-	-	2	-	-	-	-	-	-	-	-	-	-	-	-	2			
Tug of War	Tug of War	29	-	1	10	-	-	-	-	-	2	-	-	-	-	-	-	41	41	1	2.4%
Underwater Sports	Finswimming Pool	131	-	1	25	-	-	5	-	-	1	-	-	-	-	-	-	162			
	Apnoea (all subdisciplines)	67	-	-	12	-	-	-	-	-	2	-	-	-	-	-	-	81			
	Finswimming Open Water	40	-	-	12	-	-	4	-	-	3	-	-	-	-	-	-	59			
	Free Diving (all apnoea subdisciplines)	22	-	-	-	-	-	2	-	-	-	-	-	-	-	-	-	24			
	Sport Diving	12	-	-	-	-	-	-	-	-	-	-	-	-	-	-	-	12			
	UW Rugby	8	-	1	1	-	-	-	-	-	-	-	-	-	-	-	-	9	369	2	0.5%
	Spearfishing	9	-	-	-	-	-	-	-	-	-	-	-	-	-	-	-	9			
	UW Hockey	8	-	-	-	-	-	-	-	-	-	-	-	-	-	-	-	8			
	UW Orienteering	2	-	-	1	-	-	1	-	-	-	-	-	-	-	-	-	4			
Water Skiing	Underwater Sports	-	-	-	1	-	-	-	-	-	-	-	-	-	-	-	-	1			
	Tournament	49	-	1	16	-	-	-	-	-	2	-	-	-	-	-	-	67			
	Cableski	20	-	1	14	-	-	-	-	-	-	-	-	-	-	-	-	34			
	Wakeboard Boat	7	-	-	8	-	-	-	-	-	2	-	-	-	-	-	-	17	143	2	1%
	Cable Wakeboard	7	-	-	6	-	-	-	-	-	-	-	-	-	-	-	-	13			
	Barefoot	-	-	-	6	-	-	-	-	-	-	-	-	-	-	-	-	6			
Wushu	Racing Water Ski	6	-	-	-	-	-	-	-	-	-	-	-	-	-	-	-	6			
	Sanda	76	-	2	124	-	-	1	-	-	1	-	-	-	-	-	-	202	332	3	0.9%
	Taolu	29	-	1	101	-	-	-	-	-	-	-	-	-	-	-	-	130			
Totals		5,449	7	93	4,810	11	11	152	0	0	302	0	0	17	0	10	0	10,740	104	0.97%	

Table 4: Total Samples Analyzed in AIMS Sports/Disciplines (Urine and Blood)

Sports	Disciplines	Urine						Blood						DBS				Sub Total	Total Samples	Total AAFs	% AAF	
		IC			OOC			IC			OOC			IC		OOC						
		Samples	ATF	AAF	Samples	ATF	AAF	Samples	ATF	AAF	Samples	ATF	AAF	Samples	AAF	Samples	AAF					
Arm Wrestling	Arm Wrestling	113	-	10	62	-	6	-	-	-	2	-	-	-	-	-	-	177	177	16	9.0%	
Bodybuilding	Bodybuilding	202	3	51	131	1	16	18	-	-	27	-	-	-	-	-	-	378	676	97	14%	
	Fitness	140	4	23	91	1	5	42	-	-	25	-	2	-	-	-	-	298				
Casting	Accuracy and distance	2	-	-	-	-	-	-	-	-	-	-	-	-	-	-	-	2	2	0	0%	
Darts	Darts	6	-	-	-	-	-	-	-	-	-	-	-	-	-	-	-	6	6	0	0%	
Dragon Boat	Dragon Boat	8	-	-	28	-	-	-	-	-	-	-	-	-	-	-	-	36	36	0	0%	
Draughts	Draughts	-	-	-	1	-	-	-	-	-	-	-	-	-	-	-	-	1	1	0	0%	
Fistball	Fistball	4	-	-	21	-	-	-	-	-	4	-	-	-	-	-	-	29	29	0	0%	
Go	Go	6	-	-	-	-	-	-	-	-	-	-	-	-	-	-	-	6	6	0	0%	
Jiu-Jitsu	Ju-Jitsu	200	-	9	93	-	2	2	-	-	7	-	-	-	-	-	-	302	302	11	4%	
Kendo	Kendo	21	-	-	9	-	-	-	-	-	-	-	-	-	-	-	-	30	30	0	0%	
Minigolf	Minigolf	8	-	-	8	-	-	-	-	-	-	-	-	-	-	-	-	16	16	0	0%	
	Powerlifting	1074	3	67	732	4	15	98	-	-	98	1	-	-	-	1	-	2003				
Powerlifting	Force Athletique	101	1	2	40	-	-	2	-	-	15	-	-	-	-	-	-	158	2228	94	4.2%	
	Bench Press	51	-	10	3	-	-	12	-	-	1	-	-	-	-	-	-	67				
Sambo	Sambo	283	-	13	155	-	1	21	-	-	7	-	-	-	-	-	-	466	466	14	3%	
Savate	Savate	26	-	1	14	-	-	2	-	-	1	-	-	-	-	-	-	43	54	1	2%	
	Savate Assaut	6	-	-	1	-	-	1	-	-	-	-	-	-	-	-	-	8				
Savate	Savate Combat	1	-	-	2	-	-	-	-	-	-	-	-	-	-	-	-	3	42	43	0	0%
	Sepaktakraw	13	-	-	29	-	-	-	-	-	-	-	-	-	-	-	-					
Sepaktakraw	Beach Sepaktakraw	1	-	-	-	-	-	-	-	-	-	-	-	-	-	-	-	1	43	0	0%	
Sleddog	Sleddog	-	-	-	4	-	-	-	-	-	-	-	-	-	-	-	-	4	4	0	0%	
Soft Tennis	Soft Tennis	8	-	-	5	-	-	-	-	-	-	-	-	-	-	-	-	13	13	0	0%	
Sport Fishing	Fresh Water Sport Fishing	2	-	-	6	-	1	-	-	-	-	-	-	-	-	-	-	8	26	2	7.7%	
	Sport Fishing	5	-	-	2	-	1	-	-	-	-	-	-	-	-	-	-	7				
	Sea Angling	7	-	-	-	-	-	-	-	-	-	-	-	-	-	-	-	7				
	Fly Sport Fishing	4	-	-	-	-	-	-	-	-	-	-	-	-	-	-	-	4				
Sport Fishing	Tegball	34	1	-	14	-	-	-	-	-	-	-	-	-	-	-	-	48	48	0	0%	
Totals		2,326	12	186	1,451	6	47	198	-	-	187	1	2	-	-	1	-	4,163	235	5.6%		

Table 5: Total Samples Analyzed in Sports for Athletes with an Impairment (Urine and Blood) *

Sports		Urine						Blood						Sub	Total Samples	Total AAFs	% AAF
		IC			OOC			IC			OOC						
		Samples	ATF	AAF	Samples	ATF	AAF	Samples	ATF	AAF	Samples	ATF	AAF				
Aquatics	CISS Swimming Middle Distance 200-400m	14	-	-	11	1	-	-	-	-	-	-	-	25	60	0	0%
	CISS Swimming Sprint 100m or less	11	-	-	10	-	-	-	-	-	-	-	-	21			
	CISS Swimming Long Distance 800m and greater	7	-	-	-	-	-	2	-	-	-	-	-	9			
	INAS Swimming Middle Distance 200-400m	1	-	-	1	-	-	-	-	-	-	-	-	2			
	INAS Swimming Sprint 100m or less	1	-	-	1	-	-	-	-	-	-	-	-	2			
	IBSA Swimming	1	-	-	-	-	-	-	-	-	-	-	-	1			
Archery	Para-Archery**	109	1	1	182	-	6	-	-	-	1	-	-	292	292	7	2.4%
Arm Wrestling	Para-Arm Wrestling	4	-	-	2	-	-	-	-	-	-	-	-	6	6	0	0%
Athletics	CISS Sprint 400m or less	21	-	-	19	-	-	-	-	-	1	-	-	41	118	2	0.8%
	CISS Long Distance 3000m and greater	15	-	-	9	-	-	1	-	-	1	-	-	26			
	CISS Middle Distance 800-1500m	5	-	-	14	-	-	-	-	-	1	-	-	20			
	INAS Long Distance 3000m and greater	6	3	-	2	-	1	-	-	-	1	-	1	9			
	CISS Combined Events	5	-	-	2	-	-	-	-	-	-	-	-	7			
	CISS Jumps	5	-	-	2	-	-	-	-	-	-	-	-	7			
	CISS Throws	5	-	-	1	-	-	-	-	-	-	-	-	6			
	INAS Middle Distance 800-1500m	2	-	-	-	-	-	-	-	-	-	-	-	2			
	Badminton	Para-Badminton**	87	-	-	188	-	2	3	-	-	12	-	-			
Basketball	Wheelchair Basketball	69	-	2	368	1	2	5	-	-	13	-	-	455	484	4	0.8%
	CISS Basketball	14	-	-	14	-	-	1	-	-	-	-	-	29			
Bobsleigh	Para-Bobsleigh**	9	-	-	-	-	-	1	-	-	-	-	-	10	10	0	0%
Boccia	Para-Boccia	42	-	-	97	-	3	-	-	-	1	-	-	140	140	3	2.1%
Canoe	Para-Canoe**	75	-	-	204	-	-	1	-	-	14	-	-	294	294	0	0%
Curling	Wheelchair Curling	28	-	-	52	-	-	-	-	-	-	-	-	80	84	0	0%
	CISS Curling	4	-	-	-	-	-	-	-	-	-	-	-	4			
Cycling	Para-Cycling**	101	-	-	376	-	4	2	-	-	66	-	-	545	1117	17	1.2%
	Para-Cycling Road**	160	-	6	269	-	6	6	2	-	39	2	-	474			
	Para-Cycling Track Sprint**	14	-	-	38	-	1	-	-	-	2	-	-	54			
	Para-Cycling Track Endurance**	8	-	-	17	-	-	-	-	-	3	-	-	28			
	CISS Mountain Bike	2	-	-	7	-	-	-	-	-	-	-	-	9			
	INAS Cycling Road	-	-	-	2	-	-	-	-	-	2	-	-	4			
	CISS Cycling Road	2	-	-	-	-	-	-	-	-	-	-	-	2			
	INAS Cycling Track Sprint	-	-	-	1	-	-	-	-	-	-	-	-	1			
Equestrian	Para-Equestrian**	16	-	-	61	-	-	-	-	-	-	-	-	77	77	0	0%
Fencing	Wheelchair Fencing	50	-	1	139	1	-	-	-	-	2	-	-	191	191	1	0.5%
Football	CISS Football	39	-	-	-	-	-	-	-	-	-	-	-	39	41	0	0%
	INAS Football	1	-	-	1	-	-	-	-	-	-	-	-	2			

* DBS samples have not been collected in 2021 in Sports for Athletes with an Impairment

** Sports and disciplines under the governance of the respective ASOIF and AIOWF IFs.

Table 5: Total Samples Analyzed in Sports for Athletes with an Impairment (Urine and Blood)* - continued

Sports	Disciplines	Urine						Blood						Sub Total	Total Samples	Total AAFs	% AAF
		IC			OOC			IC			OOC						
		Samples	ATF	AAF	Samples	ATF	AAF	Samples	ATF	AAF	Samples	ATF	AAF				
Football 5-a-Side	Para-Football 5-a-side	54	-	-	96	-	2	2	-	-	1	-	-	153	153	2	1.3%
Football 7-a-Side	Para-Football 7-a-side	-	-	-	20	-	-	-	-	-	-	-	-	20	20	0	0%
Goalball	Goalball	66	-	5	119	-	4	1	-	-	3	-	-	189	189	9	4.8%
Handball	CISS Handball	10	-	-	-	-	-	-	-	-	-	-	-	10	16	1	6.3%
	Wheelchair Handball	6	-	1	-	-	-	-	-	-	-	-	-	6			
Ice Hockey	CISS Ice Hockey	-	-	-	1	-	-	-	-	-	-	-	-	1	1	0	0%
Judo	Para-Judo**	135	-	2	223	1	2	6	-	-	25	-	-	389	390	4	1.0%
	INAS Judo	1	-	-	-	-	-	-	-	-	-	-	-	1			
Karate	CISS Karate	8	-	-	-	-	-	-	-	-	-	-	-	8	8	0	0%
Orienteering	CISS Orienteering	13	-	-	-	-	-	-	-	-	-	-	-	13	13	0	0%
ParaVolley	ParaVolley Sitting	52	-	1	269	-	-	3	-	-	3	-	-	327	330	1	0.3%
	ParaVolley	2	-	-	1	-	-	-	-	-	-	-	-	3			
Powerlifting	IBSA Powerlifting	8	-	-	3	-	-	-	-	-	-	-	-	11	11	0	0%
Rowing	Para-Rowing**	71	-	1	284	1	1	4	-	-	20	-	-	379	380	2	0.5%
	INAS Rowing	-	-	-	1	-	-	-	-	-	-	-	-	1			
Other Rugby	Wheelchair Rugby	54	-	1	120	-	-	1	-	-	10	-	-	185	185	1	0.5%
Sailing	Para-Sailing	1	-	-	-	-	-	-	-	-	-	-	-	1	1	0	0%
Shooting	CISS Shooting	-	-	-	7	-	-	-	-	-	-	-	-	7	7	0	0%
Sport Climbing	Para-Climbing	17	-	-	-	-	-	-	-	-	-	-	-	17	17	0	0%
Table Tennis	Para-Table Tennis**	140	1	2	336	1	1	1	-	-	5	-	-	482	482	3	0.6%
Taekwondo	Para-Taekwondo-Kyorugi**	45	-	-	176	2	2	2	-	-	14	-	-	237	255	2	0.8%
	Para-Taekwondo Poomsae**	-	-	-	11	-	-	-	-	-	-	-	-	11			
	CISS Taekwondo	7	-	-	-	-	-	-	-	-	-	-	-	7			
Tennis	Wheelchair Tennis**	96	-	1	190	-	-	-	-	-	74	-	-	360	362	1	0.3%
	CISS Tennis	2	-	-	-	-	-	-	-	-	-	-	-	2			
Triathlon	Para-Triathlon**	133	1	3	257	-	1	12	-	-	39	-	-	441	441	4	0.9%
Volleyball	CISS Volleyball	8	-	-	-	-	-	-	-	-	-	-	-	8	8	0	0%
Waterskiing	Disabled	1	-	-	-	-	-	-	-	-	-	-	-	1	1	0	0%
Wrestling	CISS Greco-Roman Wrestling	15	-	-	5	-	-	-	-	-	-	-	-	20	23	0	0%
	CISS Wrestling Freestyle	3	-	-	-	-	-	-	-	-	-	-	-	3			
Totals		1881	6	27	4,209	8	38	54	2	0	353	2	1	6,497	66	1.0%	

* DBS samples have not been collected in 2021 in Sports for Athletes with an Impairment

** Sports and disciplines under the governance of the respective ASOIF and AIOWF IFs.

Table 6: Total Samples Analyzed in Paralympic Sports/Disciplines* (Urine and Blood)

Sports	Disciplines	Urine						Blood						Sub Total	Total per Sport	Total AAFs	% AAF
		IC			OOC			IC			OOC						
		Samples	ATF	AAF	Samples	ATF	AAF	Samples	ATF	AAF	Samples	ATF	AAF				
Para-Alpine Skiing	Para-Alpine Skiing	29	-	-	196	-	1	-	-	-	11	-	-	236	236	1	0%
	Running Sprints 400m or less All Classes	395	2	7	728	1	5	20	-	-	65	-	-	1208			
	Standing Throws All Classes	219	3	1	511	3	2	5	-	-	52	-	-	787			
	Jumping - All Classes	160	1	6	287	-	3	1	-	-	15	-	-	463			
	Wheelchair Racing - All Distances All Classes	141	-	1	241	-	-	4	-	-	38	-	-	424			
Para-Athletics	Running Middle Distance 800m - 1500m All Classes	95	-	2	284	-	2	2	-	-	26	-	-	407			
	Seated Throws - Classes: F31-F34/F51-F53	87	-	2	185	-	2	1	-	-	8	-	-	281	4050	39	1.0%
	Seated Throws - Classes: F54-F57	71	-	1	159	-	3	1	-	-	12	-	-	243			
	Running Endurance - greater than 1500m All Classes	64	-	1	139	-	1	2	-	-	26	-	-	231			
	Long Distance 3000m and greater	1	-	-	2	-	-	-	-	-	-	-	-	3			
Athletics	IPC Middle Distance 800-1500m	-	-	-	1	-	-	-	-	-	1	-	-	2			
	IPC Long Distance 3000m+	-	-	-	1	-	-	-	-	-	-	-	-	1			
Para-Biathlon	Para-Biathlon	10	-	-	15	1	-	-	-	-	-	-	-	25	25	0	0%
Para-DanceSport	Para-DanceSport	4	-	-	-	-	-	-	-	-	-	-	-	4	4	0	0%
Para-Ice Hockey	Para-Ice Hockey	93	-	1	138	1	-	2	-	-	3	-	-	236	236	1	0.4%
	Para-Nordic Skiing	52	-	-	233	-	1	-	-	-	15	-	-	300			
	Para-Biathlon	-	-	-	125	-	-	-	-	-	5	-	-	130			
Para-Nordic Skiing	Para-Cross Country Skiing Middle/Long Distance	23	-	-	58	-	-	-	-	-	9	-	-	90	546	1	0%
	Para-Cross Country Skiing Sprint/Short Distance	9	-	-	17	-	-	-	-	-	-	-	-	26			
Para-Powerlifting	Para-Powerlifting	573	-	9	871	-	7	17	-	-	128	-	-	1589	1592	16	1.0%
Powerlifting	IPC Powerlifting	-	-	-	3	-	-	-	-	-	-	-	-	3			
Para-Snowboard	Para-Snowboard	26	-	1	78	-	-	-	-	-	-	-	-	104	104	1	1.0%
	Classes: S4/SB4/SM4 – S9/SB8/SM9	344	-	3	656	1	4	8	-	-	39	-	-	1047			
	Classes: S10/SB9/SM10 - S14/SB14	341	-	3	500	-	8	12	-	-	46	-	-	899			
Para-Swimming	Classes: S1/SB1/SM1 - S3/SB3/SM3	52	-	-	137	-	-	2	-	-	7	-	-	198	2157	18	1%
	Para-Swimming	1	-	-	9	-	-	-	-	-	-	-	-	10			
	Sprint 100m or less	-	-	-	1	-	-	-	-	-	-	-	-	1			
Aquatics	IPC Swimming Sprint 100m or less	-	-	-	1	-	-	-	-	-	1	-	-	2			
Shooting	IPC Shooting	-	-	-	2	-	-	-	-	-	-	-	-	2			
Shooting Para Sport	Shooting Para Sport	124	-	-	174	-	1	-	-	-	-	-	-	298	300	1	0.3%
	Totals	2,914	6	38	5,752	7	40	77	-	-	507	-	-	9,250	78	0.8%	

* DBS samples have not been collected in 2021 in in Paralympic Sports/Disciplines

Table 7: Total Samples Analyzed in Sports/Disciplines from Code Signatories* (Urine and Blood)

Sports	Disciplines	Urine						Blood						Sub Total	Total Samples	Total AAFs	% AAF
		IC			OOC			IC			OOC						
		Samples	ATF	AAF	Samples	ATF	AAF	Samples	ATF	AAF	Samples	ATF	AAF				
Australian Rules Football	Australian Rules Football	86	-	3	179	-	1	-	-	-	8	-	-	273	273	4	1%
Bowls	Bowls	8	-	-	-	-	-	-	-	-	-	-	-	8	8	0	0%
Cheerleading	Cheerleading	4	-	-	11	-	-	-	-	-	-	-	-	15	15	0	0%
Electronic Sports	e-sports	4	-	-	-	-	-	-	-	-	-	-	-	4	4	0	0.0%
Jump Rope	Jump Rope	-	-	-	2	-	-	-	-	-	-	-	-	2	2	0	0%
Karate	Shinkyokushin WKO	62	1	1	-	-	-	-	-	-	-	-	-	62	62	1	1.6%
Kettlebell Lifting	Kettlebell Lifting	72	-	3	24	-	-	10	-	-	-	-	-	106	106	3	3%
Kudo	Kudo	-	-	-	4	-	-	-	-	-	-	-	-	4	4	0	0%
Kurash	Kurash	-	-	-	4	1	-	-	-	-	-	-	-	4	4	0	0%
Rugby League	Rugby League	294	-	7	1000	5	5	-	-	-	123	-	-	1417	1,417	12	0.8%
School Sports	-	166	-	5	8	-	-	25	-	-	-	-	-	199	199	5	2.5%
Taekwondo	ITF Taekwondo	7	-	-	65	-	1	-	-	-	-	-	-	72	72	1	1%
Triathlon	Ironman	130	-	1	153	-	-	-	-	-	11	-	-	297	294	1	0.3%
Unifight	Unifight	6	-	-	-	-	-	-	-	-	-	-	-	6	6	0	0%
Totals		839	1	20	1,450	6	7	35	-	-	142	-	-		2,466	27	1.1%

Sports**	Disciplines**	Urine						Blood						Sub Total	Total Samples	Total AAFs	% AAF
		IC			OOC			IC			OOC						
		Samples	ATF	AAF	Samples	ATF	AAF	Samples	ATF	AAF	Samples	ATF	AAF				
Baseball	Rubber Baseball – JADA	8	-	-	-	-	-	-	-	-	-	-	-	8	8	0	0%
Boxing	BBBOC Pro Boxing - UKAD	163	-	1	31	-	-	-	-	-	10	-	-	204	205	2	1.0%
	EBU Pro Boxing - SSI	1	-	1	-	-	-	-	-	-	-	-	-	1			
Brazilian Jiu-Jitsu	Brazilian Jiu-Jitsu - ADSE	16	-	1	7	-	-	-	-	-	-	-	-	23	23	1	4%
College Sports	Football - CCES	14	-	-	3	-	-	-	-	-	-	-	-	17	32	0	0.0%
	Cross Country - CCES	15	-	-	-	-	-	-	-	-	-	-	-	15			
Course Camarguaise	Course Camarguaise - AFLD	6	-	-	-	-	-	-	-	-	-	-	-	6	6	0	0%
Flying Disc	Professional Disc Golf - SSI	4	-	1	-	-	-	-	-	-	-	-	-	4	4	1	25.0%
Functional Fitness	Functional Fitness - ADNO	11	-	1	13	-	1	-	-	-	-	-	-	24	24	2	8%
Kabaddi	Kabaddi-ADAK	24	1	1	7	-	-	-	-	-	-	-	-	31	31	1	3%
Mixed Martial Arts	Mixed Martial Arts - ADSE	68	1	8	48	-	-	-	-	-	2	-	-	118	120	8	6.7%
	Mixed Martial Arts – ADNO	-	-	-	1	-	-	-	-	-	1	-	-	2			
Pencak Silat	Pencak Silat - ADAMAS	12	-	-	-	-	-	-	-	-	-	-	-	12	13	0	0.0%
	Pencak Silat – ADS	-	-	-	1	-	-	-	-	-	-	-	-	1			
Powerlifting	WPC Powerlifting – AMADA	5	-	5	-	-	-	-	-	-	-	-	-	5	5	5	100%
Totals		347	2	19	111	-	1	-	-	-	13	-	-		471	20	4.2%

* DBS samples have not been collected in 2021 in Sports/Disciplines from Code Signatories

** Although these Sport-Disciplines are regulated by a Non-Code Signatory, WADA has specifically permitted the ADO to enter all relevant data in ADAMS as it has been confirmed and demonstrated that the ADO possesses Code-compliant Testing and Result Management Authority over this Sport-Discipline.

Table 7: Total Samples Analyzed in Sports/Disciplines from Code Signatories* (continued)

Military Sports* (Urine and Blood)

Sports	Disciplines	Urine						Blood						Sub Total	Total Samples	Total AAFs	% AAF
		IC		OOC		IC		OOC		IC		OOC					
		Samples	ATF	AAF	Samples	ATF	AAF	Samples	ATF	AAF	Samples	ATF	AAF				
Air Sports	Military Parachuting	4	-	-	-	-	-	-	-	-	-	-	-	4	4	0	0%
	Military Swimming Middle Distance 200-400m	1	-	-	4	-	-	-	-	-	1	-	-	6			
Aquatics	Military Swimming Sprint 100m or less	1	-	-	1	-	-	-	-	-	-	-	-	2	10	0	0%
	Military Swimming	-	-	-	1	-	-	-	-	-	-	-	-	1			
	Military Swimming Long Distance 800m or greater	-	-	-	1	-	-	-	-	-	-	-	-	1			
	Military Middle Distance 800-1500m	2	-	-	4	-	-	-	-	-	-	-	-	6			
Athletics	Military Long Distance 3000m or greater	1	-	-	4	-	-	-	-	-	-	-	-	5			
	Military Throws	-	-	-	2	-	-	-	-	-	2	-	-	4	17	0	0%
	Military Sprint 400m or less	1	-	-	-	-	-	-	-	-	-	-	-	1			
	Military Jumps	1	-	-	-	-	-	-	-	-	-	-	-	1			
Biathlon	Military Biathlon	-	-	-	1	-	-	-	-	-	-	-	-	1	1	0	0%
Boxing	Military Boxing	15	-	-	-	-	-	2	-	-	-	-	-	17	17	0	0%
	Military Road	6	-	-	-	-	-	1	-	-	-	-	-	7			
Cycling	Military Track Endurance	3	-	-	1	-	-	-	-	-	-	-	-	4	13	0	0%
	Military Mountain Bike	-	-	-	1	-	-	-	-	-	1	-	-	2			
Military Sport Pentathlon	Military Aeronautical Pentathlon	5	-	-	-	-	-	-	-	-	-	-	-	5	5	0	0%
Sailing	Military Sailing	4	-	-	-	-	-	-	-	-	-	-	-	4	4	0	0%
	Military Shooting	2	-	-	1	-	-	-	-	-	-	-	-	3			
Shooting	Military Shotgun	1	-	-	-	-	-	-	-	-	-	-	-	1	4	0	0%
Skating	Military Speed Skating greater than 1500m	-	-	-	1	-	-	-	-	-	-	-	-	1	1	0	0%
Skiing	Military Cross-Country	-	-	-	1	-	-	-	-	-	-	-	-	1	1	0	0%
Triathlon	Military Triathlon	8	-	-	-	-	-	1	-	-	-	-	-	9	9	0	0%
Volleyball	Military Volleyball	-	-	-	1	-	-	-	-	-	-	-	-	1	1	0	0%
Wrestling	Military Wrestling	-	-	-	1	-	-	-	-	-	-	-	-	1	1	0	0%
	Totals	55	-	-	25	-	-	4	-	-	4	-	-	88	-	0%	

* DBS samples have not been collected in 2021 in Sports/Disciplines from Code Signatories - Military Sports

Table 7: Total Samples Analyzed in Sports/Disciplines from Code Signatories* (continued)

		University Sports* (Urine and Blood)									Sub Total	Total Samples	Total AAFs	% AAF			
Sports	Disciplines	Urine			Blood			IC	ATF	AAF							
		Samples	IC ATF	AAF	Samples	IC ATF	AAF	Samples	IC ATF	AAF							
American Football	University	116	-	7	79	-	-	12	-	-	4	-	-	211	211	7	3%
Aquatics	University Swimming Sprint 100m or less	21	-	-	2	-	-	-	-	-	-	-	-	23			
	University Swimming Middle Distance 200-400m	12	-	-	2	-	-	-	-	-	-	-	-	14			
	University Swimming Long Distance 800m or greater	4	-	-	1	-	-	-	-	-	-	-	-	5	45	0	0%
	University Water Polo	-	-	-	2	-	-	-	-	-	-	-	-	2			
	University Synchronised Swimming	-	-	-	1	-	-	-	-	-	-	-	-	1			
Athletics	University Long Distance 3000m or greater	22	-	-	3	-	-	-	-	-	-	-	-	25			
	University Sprint 400m or less	12	-	-	1	-	-	-	-	-	-	-	-	13			
	University Throws	7	-	-	3	-	-	-	-	-	-	-	-	10	64	0	0%
	University Jumps	10	-	-	-	-	-	-	-	-	-	-	-	10			
	University Middle Distance 800-1500m	4	-	-	-	-	-	-	-	-	-	-	-	4			
	University Combined Events	1	-	-	1	-	-	-	-	-	-	-	-	2			
Basketball	University	12	-	-	-	-	-	-	-	-	-	-	-	12	12	0	0%
Canoe	University Long Distance 1000m	4	-	-	-	-	-	-	-	-	-	-	-	4			
	University Sprint 200m	1	-	-	1	-	-	-	-	-	-	-	-	2	8	0	0%
	University Middle Distance 500m	-	-	-	2	-	-	-	-	-	-	-	-	2			
Chess	University	1	-	-	-	-	-	-	-	-	-	-	-	1	1	0	0%
Curling	University	-	-	-	1	-	-	-	-	-	-	-	-	1	1	0	0%
Field Hockey	University	8	-	-	-	-	-	-	-	-	-	-	-	8	8	0	0%
Football	University	31	-	2	2	-	-	-	-	-	1	-	-	34	34	2	6%
Gymnastics	University Artistic	-	-	-	1	-	-	-	-	-	-	-	-	1	1	0	0%
Ice Hockey	University	14	-	1	1	-	-	-	-	-	1	-	-	16	16	1	6%
Roller Sports	University Inline Speed Skating Distance greater than 1000m	-	-	-	1	-	-	-	-	-	-	-	-	1	1	0	0%
Rowing	University	1	-	-	-	-	-	-	-	-	-	-	-	1	1	0	0%
Rugby Union	University Sevens	16	-	2	-	-	-	-	-	-	-	-	-	16	16	2	13%
Shooting	University	2	-	-	1	-	-	-	-	-	-	-	-	3	3	0	0%
Skiing	University Snowboard	-	-	-	6	-	-	-	-	-	-	-	-	6	9	0	0%
	University Cross Country	-	-	-	2	-	-	-	-	-	1	-	-	3			
Triathlon	University	-	-	-	1	-	-	-	-	-	-	-	-	1	1	0	0%
Volleyball	University Volleyball	14	-	-	-	-	-	-	-	-	-	-	-	14	14	0	0%
Waterskiing	University Racing Water Ski	1	-	-	-	-	-	-	-	-	-	-	-	1	1	0	0%
Weightlifting	University	3	-	-	3	-	-	-	-	-	-	-	-	6	6	0	0%
Wrestling	University	1	-	-	-	-	-	-	-	-	-	-	-	1	1	0	0%
Totals		318	-	12	117	-	-	12	-	-	7	-	-	454	12	2.64%	

* DBS samples have not been collected in 2021 in Sports/Disciplines from Code Signatories - University Sports

Table 8: Total Samples Analyzed in Other Sports/Disciplines - Non-Code Signatories* (Urine and Blood)

Sports	Disciplines	Urine						Blood						Total Samples	Total AAFs	% AAF
		IC			OOC			IC			OOC					
		Samples	ATF	AAF	Samples	ATF	AAF	Samples	ATF	AAF	Samples	ATF	AAF			
Athletics	-	35	-	4	-	-	-	-	-	-	-	-	-	35	4	11.4%
Basketball	-	-	-	-	1	-	-	-	-	-	-	-	-	1	0	0%
Bodybuilding	-	9	-	-	-	-	-	-	-	-	-	-	-	9	0	0%
Functional Fitness	-	-	-	-	2	-	-	-	-	-	-	-	-	2	0	0%
Gaelic Games	-	50	-	-	77	-	1	-	-	-	24	-	-	151	1	1%
Kabaddi	-	-	-	-	2	-	-	-	-	-	-	-	-	2	0	0%
Karate	-	3	-	-	-	-	-	-	-	-	-	-	-	3	0	0%
Mixed Martial Arts	-	40	-	-	13	-	-	-	-	-	-	-	-	53	0	0%
Shooting	-	-	-	-	1	-	-	-	-	-	-	-	-	1	0	0%
Wrestling	-	14	-	-	22	-	-	-	-	-	-	-	-	36	0	0%
Totals		151	-	4	118	-	1	-	-	-	24	-	-	293	5	1.71%

* DBS samples have not been collected in 2021 in Other Sports/Disciplines - Non-Code Signatories

Table 9: GC/C/IRMS Tests Conducted in ASOIF Sport/Disciplines for Markers of the Steroid Profile (Urine)

Sports	Disciplines	GC/C/IRMS				sub total	Total Samples	Total AAFs	% AAF
		IC Samples	AAF	OOC Samples	AAF				
Aquatics	Swimming Sprint 100m or less	21	1	79	1	100	277	2	1%
	Swimming Middle Distance 200-400m	26	-	65	-	91			
	Water Polo	9	-	18	-	27			
	Swimming Long Distance 800m or greater	3	-	18	-	21			
	Diving	5	-	13	-	18			
	Open Water	5	-	11	-	16			
	Artistic Swimming	-	-	4	-	4			
Archery	Recurve	1	-	5	-	6	13	0	0%
	Archery	3	-	1	-	4			
	Compound	2	-	1	-	3			
Athletics	Sprint 400m or less	93	8	150	3	243	797	19	2%
	Long Distance 3000m or greater	98	2	97	1	195			
	Throws	63	1	75	1	138			
	Jumps	41	1	76	1	117			
	Middle Distance 800-1500m	44	-	34	1	78			
	Combined Events	10	-	15	-	25			
	Shot-put	-	-	1	-	1			
Badminton	Badminton	4	-	8	-	12	12	0	0%
Basketball	Basketball	32	-	38	1	70	80	1	1%
	3 on 3	3	-	7	-	10			
Boxing	Boxing	24	-	93	1	117	117	1	1%
Canoe	Sprint 200m	10	3	16	-	26	93	3	3%
	Middle Distance 500m	6	-	18	-	24			
	Long Distance 1000m	12	-	10	-	22			
	Canoe Slalom	5	-	8	-	13			
	Marathon	6	-	-	-	6			
	Wildwater	1	-	-	-	1			
	Freestyle	1	-	-	-	1			
Cycling	Road	232	15	127	5	359	547	22	4%
	Track Sprint	34	-	24	-	58			
	Mountain Bike - Cross Country	27	-	17	-	44			
	Track Endurance	14	-	29	-	43			
	Cyclo-Cross	14	1	7	-	21			
	BMX	11	1	8	-	19			
	Mountain Bike - Down Hill	1	-	1	-	2			
	Trials	1	-	-	-	1			
Equestrian	Dressage	1	-	2	-	3	10	0	0%
	Endurance	-	-	3	-	3			
	Jumping	1	-	1	-	2			
	Vaulting	1	-	-	-	1			
	Eventing	-	-	1	-	1			
Fencing	Epee	6	-	10	-	16	37	0	0%
	Sabre	3	-	8	-	11			
	Foil	6	-	4	-	10			
Field Hockey	Field Hockey	15	-	10	-	25	25	0	0%
Football	Football	169	2	128	1	297	305	3	1.0%
	Futsal	7	-	1	-	8			
Golf	Golf	1	-	3	-	4	4	0	0%

Table 9: GC/C/IRMS Tests Conducted in ASOIF Sport/Disciplines for Markers of the Steroid Profile (Urine)

Sports	Disciplines	GC/C/IRMS				sub total	Total Samples	Total AAFs	% AAF
		IC Samples	IC AAF	OOC Samples	OOC AAF				
Gymnastics	Artistic	8	-	31	-	39	55	0	0%
	Trampoline	1	-	5	-	6			
	Rhythmic	1	-	3	-	4			
	Aerobic	2	-	2	-	4			
	Acrobatic	1	-	1	-	2			
Handball	Indoor	31	-	23	-	54	54	0	0%
Judo	Judo	23	1	40	-	63	63	1	2%
Modern Pentathlon	Modern Pentathlon	8	-	7	-	15	15	0	0%
Rowing	Rowing	36	-	55	-	91	91	0	0%
Rugby Union	Fifteens	30	-	35	2	65	77	2	3%
	Sevens	4	-	8	-	12			
Sailing	Sailing	4	-	6	-	10	11	0	0%
	RS:X	-	-	1	-	1			
Shooting	Shooting	4	-	6	-	10	17	0	0%
	Pistol	2	-	2	-	4			
	Rifle	2	-	-	-	2			
	Shotgun	1	-	-	-	1			
Table Tennis	Table Tennis	4	-	7	-	11	11	0	0%
Taekwondo	Sparring	9	1	27	-	36	36	1	3%
Tennis	Tennis	71	1	21	1	92	92	2	2%
Triathlon	Triathlon	35	2	15	-	50	58	3	5%
	Duathlon	4	1	-	-	4			
	Cross Triathlon	2	-	-	-	2			
	Winter Triathlon	1	-	-	-	1			
	Aquathlon	1	-	-	-	1			
Volleyball	Volleyball	21	1	15	-	36	40	2	5%
	Beach	-	-	4	1	4			
Weightlifting	Weightlifting	147	3	152	-	299	299	3	1%
Wrestling	Wrestling	15	-	26	-	41	133	1	1%
	Freestyle	16	-	21	-	37			
	Greco-Roman	9	-	23	1	32			
	Women's Freestyle	8	-	9	-	17			
	Grappling	2	-	-	-	2			
	Beach Wrestling	2	-	-	-	2			
	Traditional Wrestling	-	-	2	-	2			
Totals		1577	45	1792	21		3369	66	2.0%

Table 10: GC/C/IRMS Tests Conducted in ASOIF Sport/Disciplines for Other Targets (Urine)

19-norandrosterone

Sports	Disciplines	GC/C/IRMS				sub total	Total Samples	Total AAFs	% AAF
		IC Samples	AAF	OOC Samples	AAF				
Athletics	Long Distance 3000m or greater	4	1	-	-	4	8	2	25%
	Sprint 400m or less	1	-	1	-	2			
	Jumps	-	-	1	-	1			
	Middle Distance 800-1500m	-	-	1	1	1			
Basketball	Basketball	1	-	1	-	2	2	0	0%
Boxing	Boxing	-	-	1	-	1	1	0	0%
Canoe	Long Distance 1000m	1	-	-	-	1	1	0	0%
Cycling	Track Endurance	-	-	1	-	1	2	1	50%
	Mountain Bike - Cross Country	1	1	-	-	1			
Cycling	Track Endurance	1	-	1	-	1	2	0	0%
Fencing	Foil	1	-	-	-	1	1	0	0%
Football	Football	4	-	1	-	5	5	0	0%
Judo	Judo	1	-	-	-	1	1	0	0%
Rugby Union	Fifteens	-	-	2	2	2	2	2	100%
Tennis	Tennis	8	-	-	-	8	8	0	0%
Volleyball	Volleyball	1	-	1	-	2	2	0	0%
Weightlifting	Weightlifting	4	1	-	-	4	4	1	25%
Wrestling	Greco-Roman	-	-	1	-	1	2	0	0%
	Freestyle	-	-	1	-	1			
Totals		28	3	13	3		41	6	15%

boldenone

Sports	Disciplines	GC/C/IRMS				sub total	Total Samples	Total AAFs	% AAF
		IC Samples	AAF	OOC Samples	AAF				
Aquatics	Swimming Sprint 100m or less	1	1	-	-	1	1	1	100%
Archery	Compound	2	1	-	-	2	3	1	33%
	Archery	1	-	-	-	1			
Athletics	Long Distance 3000m or greater	2	-	2	-	4	9	2	22%
	Sprint 400m or less	3	2	1	-	4			
	Throws	1	-	-	-	1			
Basketball	Basketball	1	-	-	-	1	1	0	0%
Boxing	Boxing	1	-	1	-	2	2	0	0%
Canoe	Long Distance 1000m	-	-	1	-	1	2	0	0%
	Middle Distance 500m	-	-	1	-	1			
Field Hockey	Field Hockey	1	-	-	-	1	1	0	0%
Football	Football	1	-	1	-	2	2	0	0%
Handball	Indoor	-	-	1	-	1	1	0	0%
Judo	Judo	2	-	2	-	4	4	0	0%
Rugby Union	Fifteens	1	-	2	-	3	4	0	0%
	Sevens	1	-	-	-	1			
Table Tennis	Table Tennis	1	-	-	-	1	1	0	0%
Taekwondo	Poomsae	1	-	-	-	1	1	0	0%
Volleyball	Volleyball	-	-	1	-	1	1	0	0%
Weightlifting	Weightlifting	9	1	3	1	12	12	2	17%
	Freestyle	1	1	2	-	3			
Wrestling	Greco-Roman	-	-	2	2	2	7	5	71%
	Traditional Wrestling	1	1	-	-	1			
	Wrestling	1	1	-	-	1			
Totals		32	8	20	3		52	11	21%

Table 10: GC/C/IRMS Tests Conducted in ASOIF Sport/Disciplines for Other Targets (Urine) - continued

formestane

Sports	Disciplines	GC/C/IRMS				sub total	Total Samples	Total AAFs	% AAF
		IC Samples	IC AAF	IOC Samples	IOC AAF				
Basketball	3 on 3	-	-	1	-	1	1	0	0%
Boxing	Boxing	-	-	1	-	1	1	0	0%
Football	Football	1	-	1	-	2	2	0	0%
Handball	Indoor	1	-	-	-	1	1	0	0%
Taekwondo	Sparring	-	-	1	-	1	1	0	0%
Volleyball	Volleyball	1	-	-	-	1	1	0	0%
		3	0	4	0		7	0	0%

Table 11: ERA Tests Conducted in ASOIF Sports/Disciplines (Urine)

Sports	Disciplines	IC Samples	AAF	OOB Samples	AAF	Sub Total	Total Samples	Total AAFs	% AAF
Aquatics	Swimming Middle Distance 200-400m	303	-	927	1	1230	3376	1	0.03%
	Swimming Sprint 100m or less	300	-	549	-	849			
	Swimming Long Distance 800m or greater	140	-	377	-	517			
	Open Water	84	-	265	-	349			
	Water Polo	61	-	171	-	232			
	Artistic Swimming	14	-	108	-	122			
	Diving	5	-	65	-	70			
	Swimming	-	-	6	-	6			
	Aquatics	-	-	1	-	1			
Archery	Archery	-	-	13	-	13	17	0	0%
	Recurve	-	-	4	-	4			
Athletics	Long Distance 3000m or greater	2300	10	3396	4	5696	9374	16	0.2%
	Middle Distance 800-1500m	465	-	788	1	1253			
	Sprint 400m or less	479	-	772	1	1251			
	Jumps	210	-	323	-	533			
	Throws	128	-	240	-	368			
	Combined Events	84	-	188	-	272			
	Athletics	-	-	1	-	1			
Badminton	Badminton	23	-	238	-	261	261	0	0%
Basketball	Basketball	350	-	361	-	711	810	0	0%
	3 on 3	11	-	88	-	99			
Boxing	Boxing	179	-	640	-	819	819	0	0%
Canoe	Middle Distance 500m	100	-	329	-	429	1364	0	0.0%
	Long Distance 1000m	127	-	264	-	391			
	Canoe Slalom	61	-	228	-	289			
	Sprint 200m	54	-	152	-	206			
	Marathon	19	-	2	-	21			
	Wildwater	8	-	7	-	15			
	Freestyle	2	-	4	-	6			
	Dragon Boat	2	-	-	-	2			
	Canoe Polo	2	-	-	-	2			
	Stand-Up Paddling	1	-	-	-	1			
	Canoe Kayak	1	-	-	-	1			
Ocean Racing	1	-	-	-	1				
Cycling	Road	2998	12	2692	3	5690	8174	19	0.2%
	Mountain Bike - Cross Country	415	2	394	-	809			
	Track Endurance	277	1	484	1	761			
	Track Sprint	121	-	250	-	371			
	Cyclo-Cross	224	-	96	-	320			
	BMX	50	-	95	-	145			
	Mountain Bike - Down Hill	47	-	7	-	54			
	Track	12	-	1	-	13			
	Trials	4	-	3	-	7			
	Mountain Bike	-	-	2	-	2			
	Artistic	2	-	-	-	2			

Table 11: ERA Tests Conducted in ASOIF Sports/Disciplines (Urine) - continued

Sports	Disciplines	IC		OOC		Sub Total	Total Samples	Total AAFs	% AAF
		Samples	AAF	Samples	AAF				
Equestrian	Jumping	8	-	35	-	43	93	0	0%
	Eventing	3	-	26	-	29			
	Dressage	1	-	10	-	11			
	Endurance	8	-	-	-	8			
	Vaulting	2	-	-	-	2			
Fencing	Epee	14	-	66	-	80	202	0	0%
	Sabre	10	-	58	-	68			
	Foil	14	-	40	-	54			
Field Hockey	Field Hockey	112	-	239	-	351	366	0	0%
	Indoor	13	-	2	-	15			
Football	Football	1822	-	2522	-	4344	4429	0	0%
	Futsal	64	-	10	-	74			
	Beach Football	8	-	3	-	11			
Golf	Golf	27	-	28	-	55	55	0	0%
Gymnastics	Artistic	50	-	296	-	346	485	0	0%
	Rhythmic	20	-	44	-	64			
	Trampoline	10	-	28	-	38			
	Aerobic	13	-	5	-	18			
	Acrobatic	7	-	6	-	13			
	Gymnastics	3	-	-	-	3			
	Tumbling	-	-	2	-	2			
Parkour	1	-	-	-	1				
Handball	Indoor	179	-	351	-	530	531	0	0%
	Beach	-	-	1	-	1			
Judo	Judo	151	-	504	-	655	655	0	0%
Modern Pentathlon	Modern Pentathlon	28	-	107	-	135	135	0	0%
Rowing	Rowing	273	-	1479	-	1752	1752	0	0%
Rugby Union	Fifteens	69	-	498	-	567	853	0	0%
	Sevens	18	-	268	-	286			
Sailing	Sailing	43	-	110	-	153	192	0	0%
	Laser-R	1	-	8	-	9			
	RS:X	-	-	8	-	8			
	470 crew	3	-	4	-	7			
	470 helm	5	-	-	-	5			
	Laser-S	-	-	3	-	3			
	49er crew	1	-	2	-	3			
	NACRA 17	-	-	1	-	1			
	49er helm	1	-	-	-	1			
	Finn	1	-	-	-	1			
Laser	-	-	1	-	1				
Shooting	Shooting	4	-	30	-	34	41	0	0%
	Shotgun	-	-	3	-	3			
	Rifle	-	-	3	-	3			
	Pistol	-	-	1	-	1			
Table Tennis	Table Tennis	47	-	115	-	162	162	0	0%

Table 11: ERA Tests Conducted in ASOIF Sports/Disciplines (Urine) - continued

Sports	Disciplines	IC		OOC		Sub Total	Total Samples	Total AAFs	% AAF
		Samples	AAF	Samples	AAF				
Taekwondo	Sparring	63	-	192	-	255	262	0	0%
	Poomsae	3	-	2	-	5			
	Taekwondo	-	-	2	-	2			
Tennis	Tennis	173	-	478	-	651	651	0	0%
Triathlon	Triathlon	659	2	898	3	1557	1727	8	0.5%
	Duathlon	59	2	29	1	88			
	Winter Triathlon	22	-	7	-	29			
	Cross Triathlon	19	-	2	-	21			
	Long Distance	10	-	8	-	18			
	Aquathlon	13	-	1	-	14			
Volleyball	Volleyball	113	-	238	-	351	520	0	0.0%
	Beach	34	-	135	-	169			
Weightlifting	Weightlifting	195	-	491	-	686	686	0	0.0%
Wrestling	Wrestling	75	-	258	-	333	1054	1	0%
	Greco-Roman	101	-	199	-	300			
	Freestyle	74	1	201	-	275			
	Women's Freestyle	38	-	87	-	125			
	Traditional Wrestling	6	-	9	-	15			
	Grappling	5	-	-	-	5			
	Beach Wrestling	1	-	-	-	1			
		14361	30	24685	15		39,046	45	0.12%

Table 12: ERA Tests Conducted in ASOIF Sports/Disciplines (Blood)

Sports		IC Samples	AAF	OOO Samples	AAF	Sub Total	Total Samples	Total AAFs	% AAF
Aquatics	Swimming Middle Distance 200-400m	33	-	135	-	168	418	0	0%
	Swimming Sprint 100m or less	16	-	68	-	84			
	Swimming Long Distance 800m or greater	22	-	57	-	79			
	Water Polo	1	-	26	-	27			
	Artistic Swimming	-	-	24	-	24			
	Diving	-	-	20	-	20			
	Open Water	6	-	10	-	16			
Archery	Archery	-	-	6	-	6	7	0	0%
	Recurve	-	-	1	-	1			
Athletics	Long Distance 3000m or greater	67	-	660	4	727	1035	5	0.5%
	Middle Distance 800-1500m	14	-	126	-	140			
	Sprint 400m or less	11	-	65	1	76			
	Throws	5	-	42	-	47			
	Jumps	-	-	27	-	27			
	Combined Events	1	-	17	-	18			
Badminton	Badminton	-	-	28	-	28	28	0	0%
Basketball	Basketball	1	-	25	-	26	36	0	0%
	3 on 3	-	-	10	-	10			
Boxing	Boxing	-	-	44	-	44	44	0	0%
Canoe	Long Distance 1000m	4	-	30	-	34	110	0	0%
	Middle Distance 500m	-	-	29	-	29			
	Canoe Slalom	-	-	25	-	25			
	Sprint 200m	-	-	22	-	22			
Cycling	Road	304	2	535	3	839	1089	5	0.5%
	Mountain Bike - Cross Country	46	-	39	-	85			
	Track Endurance	8	-	68	-	76			
	Track Sprint	9	-	34	-	43			
	Cyclo-Cross	25	-	14	-	39			
	BMX	2	-	2	-	4			
	Mountain Bike	-	-	1	-	1			
	Mountain Bike - Down Hill	-	-	1	-	1			
Equestrian	Jumping	1	-	7	-	8	16	0	0%
	Eventing	-	-	7	-	7			
	Dressage	-	-	1	-	1			
Fencing	Epee	-	-	22	-	22	50	0	0%
	Foil	-	-	11	-	11			
	Sabre	-	-	17	-	17			
Field Hockey	Field Hockey	-	-	40	-	40	40	0	0%
Football	Football	15	-	82	-	97	97	0	0%
Golf	Golf	-	-	4	-	4	4	0	0%
Gymnastics	Artistic	-	-	58	-	58	81	0	0%
	Rhythmic	-	-	14	-	14			
	Trampoline	-	-	9	-	9			
Judo	Judo	-	-	39	-	39	39	0	0%
Modern Pentathlon	Modern Pentathlon	-	-	27	-	27	27	0	0%
Rowing	Rowing	24	-	171	-	195	195	0	0%

Table 12: ERA Tests Conducted in ASOIF Sports/Disciplines (Blood) - continued

Sports		IC		OOC		Sub Total	Total Samples	Total AAFs	% AAF
		Samples	AAF	Samples	AAF				
Rugby Union	Sevens	-	-	37	-	37	41	0	0%
	Fifteens	-	-	4	-	4			
Sailing	Sailing	-	-	24	-	24	26	0	0%
	Laser-R	-	-	2	-	2			
Shooting	Shooting	-	-	26	-	26	26	0	0%
Table Tennis	Table Tennis	-	-	23	-	23	23	0	0%
Taekwondo	Sparring	2	-	13	-	15	15	0	0%
Tennis	Tennis	2	-	69	-	71	71	0	0%
Triathlon	Triathlon	62	-	94	2	156	167	3	2%
	Long Distance	10	-	-	-	10			
	Duathlon	-	-	1	1	1			
Volleyball	Volleyball	-	-	24	-	24	38	0	0%
	Beach	1	-	13	-	14			
Weightlifting	Weightlifting	1	-	21	-	22	22	0	0%
Wrestling	Wrestling	-	-	29	-	29	53	0	0%
	Greco-Roman	-	-	14	-	14			
	Freestyle	-	-	8	-	8			
	Women's Freestyle	-	-	2	-	2			
Totals		693	2	3105	11		3,798	13	0.3%

Table 13: GHRF(GHS/GHRP) Tests Conducted in ASOIF Sports/Disciplines (Urine)

Sports	Disciplines	IC Samples	AAF	OOB Samples	AAF	Sub Total	Total Samples	Total AAFs	% AAF
Aquatics	Swimming Sprint 100m or less	533	-	771	-	1304	3831	0	0%
	Swimming Middle Distance 200-400m	458	-	840	-	1298			
	Swimming Long Distance 800m or greater	133	-	212	-	340			
	Water Polo	105	-	234	-	339			
	Diving	77	-	141	-	218			
	Open Water	48	-	138	-	186			
	Artistic Swimming	22	-	117	-	139			
Archery	Swimming	-	-	2	-	2	92	0	0%
	Archery	25	-	19	-	44			
	Recurve	14	-	24	-	38			
	Compound	5	-	5	-	10			
Athletics	Sprint 400m or less	988	-	2048	1	3036	10092	1	0%
	Long Distance 3000m or greater	795	-	1991	-	2786			
	Throws	512	-	1005	-	1517			
	Jumps	458	-	910	-	1368			
	Middle Distance 800-1500m	317	-	705	-	1022			
	Combined Events	79	-	279	-	358			
	Shot-put	1	-	2	-	3			
	High Jump	1	-	-	-	1			
Discus Throwing	-	-	1	-	1				
Badminton	Badminton	58	-	230	-	288	288	0	0%
Basketball	Basketball	413	-	460	-	873	1014	0	0%
	3 on 3	37	-	104	-	141			
Boxing	Boxing	260	1	695	-	955	955	1	0%
Canoe	Middle Distance 500m	118	-	261	-	379	1269	0	0%
	Canoe Slalom	98	-	232	-	330			
	Sprint 200m	107	-	179	-	286			
	Long Distance 1000m	77	-	159	-	236			
	Marathon	12	-	2	-	14			
	Wildwater	7	-	7	-	14			
	Freestyle	3	-	3	-	6			
	Canoe Polo	2	-	-	-	2			
	Dragon Boat	1	-	-	-	1			
Canoe Kayak	1	-	-	-	1				
Cycling	Road	1570	-	903	-	2473	4383	1	0.02%
	Track Endurance	175	-	306	-	481			
	Track Sprint	199	1	281	-	480			
	Mountain Bike - Cross Country	189	-	250	-	439			
	BMX	94	-	157	-	251			
	Cyclo-Cross	132	-	62	-	194			
	Mountain Bike - Down Hill	31	-	6	-	37			
	Track	12	-	1	-	13			
	Trials	9	-	3	-	12			
	Artistic	2	-	-	-	2			
	Cycle-Ball	-	-	1	-	1			
Equestrian	Jumping	19	-	41	-	60	162	0	0%
	Eventing	15	-	40	-	55			
	Dressage	14	-	23	-	37			
	Endurance	8	-	-	-	8			
	Vaulting	2	-	-	-	2			
Fencing	Epee	32	-	70	-	102	278	0	0%
	Sabre	30	-	70	-	100			
	Foil	26	-	50	-	76			
Field Hockey	Field Hockey	165	-	227	-	392	406	0	0%
	Indoor	12	-	2	-	14			

Table 13: GHRF(GHS/GHRP) Tests Conducted in ASOIF Sports/Disciplines (Urine) - continued

Sports	Disciplines	IC		OOC		Sub Total	Total Samples	Total AAFs	% AAF
		Samples	AAF	Samples	AAF				
Football	Football	1807	-	1973	-	3780	3831	0	0%
	Futsal	32	-	9	-	41			
Golf	Beach Football	7	-	3	-	10	105	0	0%
	Golf	51	-	54	-	105			
Gymnastics	Artistic	166	-	438	-	604	853	0	0%
	Rhythmic	46	-	85	-	131			
	Trampoline	20	-	62	-	82			
	Acrobatic	11	-	11	-	22			
	Aerobic	4	-	5	-	9			
	Tumbling	1	-	1	-	2			
	Gymnastics	2	-	-	-	2			
Handball	Parkour	1	-	-	-	1	602	0	0%
	Indoor	263	-	338	-	601			
Judo	Beach	-	-	1	-	1	930	0	0%
	Judo	261	-	669	-	930			
Modern Pentathlon	Modern Pentathlon	36	-	123	-	159	159	0	0%
Rowing	Rowing	331	-	1092	-	1423	1423	0	0%
Rugby Union	Fifteens	146	-	435	1	581	1141	1	0.1%
	Sevens	174	-	386	-	560			
Sailing	Sailing	67	-	159	-	226	260	0	0%
	RS:X	-	-	9	-	9			
	470 crew	2	-	5	-	7			
	Laser-R	-	-	6	-	6			
	470 helm	4	-	-	-	4			
	49er crew	1	-	2	-	3			
	Laser-S	1	-	1	-	2			
	Finn	1	-	-	-	1			
	NACRA 17	-	-	1	-	1			
	Laser	-	-	1	-	1			
Shooting	Shooting	60	-	61	-	121	174	0	0%
	Rifle	8	-	18	-	26			
	Shotgun	-	-	15	-	15			
	Pistol	-	-	12	-	12			
Table Tennis	Table Tennis	65	-	141	-	206	206	0	0%
Taekwondo	Sparring	118	-	304	-	422	433	0	0.0%
	Poomsae	2	-	6	-	8			
Tennis	Taekwondo	-	-	3	-	3	4542	0	0.00%
	Tennis	3643	-	899	-	4542			
Triathlon	Triathlon	287	-	467	-	754	814	0	0%
	Duathlon	16	-	7	-	23			
	Winter Triathlon	11	-	4	-	15			
	Cross Triathlon	6	-	2	-	8			
	Long Distance	5	-	3	-	8			
	Aquathlon	3	-	-	-	3			
Volleyball	Ironman	3	-	-	-	3	684	0	0%
	Volleyball	167	-	315	-	482			
Weightlifting	Beach	45	-	157	-	202	3679	2	0.1%
	Weightlifting	1409	-	2270	2	3679			
Wrestling	Freestyle	219	-	297	-	516	1343	0	0%
	Greco-Roman	168	-	219	-	387			
	Wrestling	67	-	225	-	292			
	Women's Freestyle	65	-	64	-	129			
	Traditional Wrestling	8	-	6	-	14			
	Grappling	4	-	-	-	4			
Beach Wrestling	1	-	-	-	1				
Totals		18316	2	25633	4		43,949	6	0.01%

Table 14: GHRF(GHRH) Tests Conducted in ASOIF Sports/Disciplines (Urine)

Sports	Disciplines	IC		OOC		Sub Total	Total Samples	Total AAFs	% AAF
		Samples	AAF	Samples	AAF				
Aquatics	Swimming Middle Distance 200-400m	115	-	192	-	307	639	0	0%
	Swimming Sprint 100m or less	78	-	125	-	203			
	Swimming Long Distance 800m or greater	19	-	34	-	53			
	Open Water	7	-	27	-	34			
	Diving	1	-	20	-	21			
	Artistic Swimming	2	-	15	-	17			
	Water Polo	2	-	2	-	4			
Archery	Recurve	6	-	7	-	13	16	0	0%
	Compound	-	-	2	-	2			
	Archery	-	-	1	-	1			
Athletics	Sprint 400m or less	55	-	391	-	446	1182	0	0%
	Long Distance 3000m or greater	52	-	201	-	253			
	Throws	46	-	108	-	154			
	Jumps	31	-	113	-	144			
	Middle Distance 800-1500m	29	-	106	-	135			
	Combined Events	7	-	43	-	50			
Badminton	Badminton	2	-	15	-	17	17	0	0%
Basketball	Basketball	32	-	37	-	69	77	0	0%
	3 on 3	1	-	7	-	8			
Boxing	Boxing	10	-	27	-	37	37	0	0%
Canoe	Sprint 200m	23	-	5	-	28	69	0	0%
	Middle Distance 500m	-	-	20	-	20			
	Long Distance 1000m	-	-	12	-	12			
	Canoe Slalom	-	-	8	-	8			
	Freestyle	-	-	1	-	1			
Cycling	Road	142	-	188	-	330	521	0	0%
	Track Sprint	17	-	29	-	46			
	Mountain Bike - Cross Country	20	-	25	-	45			
	Track Endurance	17	-	23	-	40			
	BMX	8	-	27	-	35			
	Cyclo-Cross	17	-	6	-	23			
	Mountain Bike	-	-	1	-	1			
	Mountain Bike - Down Hill	1	-	-	-	1			
Equestrian	Eventing	-	-	6	-	6	14	0	0%
	Jumping	-	-	4	-	4			
	Dressage	-	-	4	-	4			
Fencing	Epee	6	-	11	-	17	30	0	0%
	Sabre	-	-	7	-	7			
	Foil	-	-	6	-	6			
Field Hockey	Field Hockey	1	-	4	-	5	7	0	0%
	Indoor	2	-	-	-	2			
Football	Football	99	-	43	-	142	143	0	0%
	Beach Football	1	-	-	-	1			
Golf	Golf	-	-	15	-	15	15	0	0%
Gymnastics	Artistic	13	-	87	-	100	129	0	0%
	Trampoline	-	-	15	-	15			
	Rhythmic	-	-	12	-	12			
	Aerobic	-	-	1	-	1			
	Acrobatic	-	-	1	-	1			
Handball	Indoor	12	-	2	-	14	14	0	0%
Judo	Judo	38	-	33	-	71	71	0	0%
Modern Pentathlon	Modern Pentathlon	-	-	13	-	13	13	0	0%
Rowing	Rowing	21	-	146	-	167	167	0	0%

Table 14: GHRF(GHRH) Tests Conducted in ASOIF Sports/Disciplines (Urine) - continued

Sports	Disciplines	IC		OOC		Sub Total	Total Samples	Total AAFs	% AAF
		Samples	AAF	Samples	AAF				
Rugby Union	Sevens	2	-	72	-	74	80	0	0%
	Fifteens	6	-	-	-	6			
Sailing	Sailing	9	-	19	-	28	28	0	0%
	Rifle	8	-	9	-	17			
Shooting	Shotgun	-	-	8	-	8	26	0	0%
	Shooting	-	-	1	-	1			
Table Tennis	Table Tennis	4	-	18	-	22	22	0	0%
Taekwondo	Sparring	7	-	21	-	28	29	0	0%
	Poomsae	-	-	1	-	1			
Tennis	Tennis	2	-	30	-	32	32	0	0%
Triathlon	Triathlon	62	-	147	-	209	209	0	0%
Volleyball	Beach	2	-	9	-	11	19	0	0%
	Volleyball	4	-	4	-	8			
Weightlifting	Weightlifting	239	-	288	-	527	527	0	0%
	Freestyle	21	-	45	-	66			
Wrestling	Greco-Roman	19	-	12	-	31	125	0	0%
	Wrestling	4	-	15	-	19			
	Women's Freestyle	4	-	5	-	9			
Totals		1326	0	2932	0		4,258	0	0%

Table 15: GnRH Tests Conducted in ASOIF Sports/Disciplines (Urine)

Sports	Disciplines	IC		OOC		Sub Total	Total Samples	Total AAFs	% AAF
		Samples	AAF	Samples	AAF				
Aquatics	Swimming Sprint 100m or less	311	-	552	-	863	2460	0	0%
	Swimming Middle Distance 200-400m	285	-	574	-	859			
	Swimming Long Distance 800m or greater	69	-	136	-	205			
	Water Polo	56	-	143	-	199			
	Diving	39	-	93	-	132			
	Open Water	23	-	95	-	118			
	Artistic Swimming	9	-	73	-	82			
	Swimming	-	-	2	-	2			
Archery	Archery	15	-	15	-	30	62	0	0%
	Recurve	14	-	11	-	25			
	Compound	4	-	3	-	7			
Athletics	Sprint 400m or less	736	-	1663	-	2399	7556	0	0%
	Long Distance 3000m or greater	501	-	1537	-	2038			
	Throws	338	-	776	-	1114			
	Jumps	312	-	688	-	1000			
	Middle Distance 800-1500m	204	-	525	-	729			
	Combined Events	59	-	214	-	273			
	Discus Throwing	-	-	1	-	1			
	High Jump	1	-	-	-	1			
	Shot-put	1	-	-	-	1			
Badminton	Badminton	34	-	107	-	141	141	0	0%
Basketball	Basketball	306	-	360	-	666	746	0	0%
	3 on 3	20	-	60	-	80			
Boxing	Boxing	173	-	469	-	642	642	0	0%
Canoe	Middle Distance 500m	55	-	188	-	243	860	0	0%
	Canoe Slalom	63	-	180	-	243			
	Sprint 200m	72	-	103	-	175			
	Long Distance 1000m	66	-	100	-	166			
	Wildwater	7	-	7	-	14			
	Marathon	9	-	2	-	11			
	Freestyle	3	-	3	-	6			
	Canoe Kayak	1	-	-	-	1			
	Dragon Boat	1	-	-	-	1			
Cycling	Road	1297	-	755	-	2052	3446	0	0%
	Mountain Bike - Cross Country	149	-	196	-	345			
	Track Endurance	118	-	219	-	337			
	Track Sprint	136	-	200	-	336			
	BMX	80	-	121	-	201			
	Cyclo-Cross	86	-	49	-	135			
	Mountain Bike - Down Hill	15	-	2	-	17			
	Track	12	-	-	-	12			
	Trials	8	-	-	-	8			
	Artistic	2	-	-	-	2			
	Mountain Bike	-	-	1	-	1			
Equestrian	Jumping	16	-	37	-	53	120	0	0%
	Eventing	6	-	35	-	41			
	Dressage	1	-	21	-	22			
	Vaulting	2	-	-	-	2			
	Endurance	2	-	-	-	2			
Fencing	Epee	15	-	41	-	56	150	0	0%
	Sabre	14	-	38	-	52			
	Foil	11	-	31	-	42			
Field Hockey	Field Hockey	90	-	185	-	275	287	0	0%
	Indoor	12	-	-	-	12			

Table 15: GnRH Tests Conducted in ASOIF Sports/Disciplines (Urine) - continued

Sports	Disciplines	IC		OOC		Sub Total	Total Samples	Total AAFs	% AAF
		Samples	AAF	Samples	AAF				
Football	Football	1128	-	1528	-	2656	2677	0	0%
	Futsal	18	-	1	-	19			
	Beach Football	1	-	1	-	2			
Golf	Golf	42	-	29	-	71	71	0	0%
Gymnastics	Artistic	93	-	296	-	389	527	0	0%
	Rhythmic	21	-	34	-	55			
	Trampoline	10	-	44	-	54			
	Acrobatic	9	-	10	-	19			
	Aerobic	2	-	4	-	6			
	Gymnastics	2	-	-	-	2			
Handball	Indoor	170	-	234	-	404	404	0	0%
Judo	Judo	158	-	433	-	591	591	0	0%
Modern Pentathlon	Modern Pentathlon	21	-	74	-	95	95	0	0%
Rowing	Rowing	192	-	799	-	991	991	0	0%
Rugby Union	Fifteens	123	-	406	-	529	908	0	0%
	Sevens	128	-	251	-	379			
	Sailing	48	-	121	-	169			
Sailing	470 crew	1	-	3	-	4	187	0	0%
	470 helm	4	-	-	-	4			
	Laser-R	-	-	3	-	3			
	49er crew	-	-	2	-	2			
	RS:X	-	-	2	-	2			
	NACRA 17	-	-	1	-	1			
	Finn	1	-	-	-	1			
	Laser	-	-	1	-	1			
Shooting	Shooting	31	-	44	-	75	107	0	0%
	Rifle	8	-	12	-	20			
	Shotgun	-	-	10	-	10			
	Pistol	-	-	2	-	2			
Table Tennis	Table Tennis	38	-	91	-	129	129	0	0%
Taekwondo	Sparring	67	-	190	-	257	262	0	0%
	Poomsae	2	-	2	-	4			
	Taekwondo	-	-	1	-	1			
Tennis	Tennis	3607	-	864	-	4471	4471	0	0%
Triathlon	Triathlon	181	-	351	-	532	575	0	0%
	Duathlon	13	-	7	-	20			
	Cross Triathlon	4	-	2	-	6			
	Winter Triathlon	6	-	-	-	6			
	Long Distance	4	-	2	-	6			
	Aquathlon	2	-	-	-	2			
	Ironman	3	-	-	-	2			
Volleyball	Volleyball	115	-	192	-	307	430	0	0%
	Beach	33	-	90	-	123			
Weightlifting	Weightlifting	1048	-	1585	-	2633	2633	0	0%
	Freestyle	119	-	188	-	307			
	Greco-Roman	123	-	111	-	234			
Wrestling	Wrestling	51	-	117	-	168	810	0	0%
	Women's Freestyle	39	-	44	-	83			
	Traditional Wrestling	8	-	6	-	14			
	Grappling	3	-	-	-	3			
	Beach Wrestling	1	-	-	-	1			
Totals		13538	0	18800	0		32,338	0	0%

Table 16: Insulins Tests Conducted in ASOIF Sports/Disciplines (Urine and Blood)
Urine

Sports	Disciplines	IC		OOC		Sub Total	Total Samples	Total AAFs	% AAF
		Samples	AAF	Samples	AAF				
Aquatics	Swimming Middle Distance 200-400m	1	-	67	-	68	172	0	0.0%
	Swimming Sprint 100m or less	20	-	38	-	58			
	Diving	-	-	14	-	14			
	Artistic Swimming	-	-	12	-	12			
	Swimming Long Distance 800m or greater	2	-	9	-	11			
	Open Water	1	-	3	-	4			
	Water Polo	-	-	4	-	4			
Archery	Swimming	-	-	1	-	1	1	0	0%
	Recurve	-	-	1	-	1			
Athletics	Sprint 400m or less	19	-	136	-	155	410	1	0.2%
	Throws	19	1	83	-	102			
	Jumps	20	-	45	-	65			
	Middle Distance 800-1500m	4	-	33	-	37			
	Combined Events	3	-	29	-	32			
Badminton	Long Distance 3000m or greater	3	-	16	-	19	11	0	0%
	Badminton	-	-	11	-	11			
Basketball	Basketball	4	-	6	-	10	10	0	0%
Boxing	Boxing	-	-	6	-	6	6	0	0%
Canoe	Middle Distance 500m	15	-	17	-	32	60	0	0%
	Canoe Slalom	11	-	3	-	14			
	Sprint 200m	6	-	1	-	7			
	Long Distance 1000m	3	-	3	-	6			
	Freestyle	1	-	-	-	1			
Cycling	Road	30	-	60	-	90	115	0	0%
	Track Sprint	-	-	10	-	10			
	Mountain Bike - Cross Country	-	-	7	-	7			
	Track Endurance	-	-	6	-	6			
	BMX	-	-	1	-	1			
	Mountain Bike	-	-	1	-	1			
Equestrian	Dressage	-	-	1	-	1	1	0	0%
Fencing	Epee	4	-	1	-	5	5	0	0%
Football	Football	61	-	31	-	92	92	0	0%
Golf	Golf	-	-	5	-	5	5	0	0%
Gymnastics	Artistic	5	-	49	-	54	66	0	0%
	Trampoline	-	-	12	-	12			
Handball	Indoor	3	-	7	-	10	10	0	0%
Judo	Judo	-	-	3	-	3	3	0	0%
Modern Pentathlon	Modern Pentathlon	-	-	10	-	10	10	0	0%
Rowing	Rowing	18	-	74	-	92	92	0	0%
Rugby Union	Sevens	-	-	3	-	3	3	0	0%
Sailing	Sailing	-	-	5	-	5	5	0	0%
Table Tennis	Table Tennis	1	-	10	-	11	11	0	0%
Taekwondo	Sparring	-	-	6	-	6	6	0	0%
Tennis	Tennis	-	-	6	1	6	6	1	17%
Triathlon	Triathlon	42	-	119	-	161	161	0	0%
Volleyball	Beach	-	-	3	-	3	3	0	0%
Weightlifting	Weightlifting	32	-	109	-	141	141	0	0%
Wrestling	Wrestling	-	-	16	-	16	19	0	0%
	Greco-Roman	-	-	2	-	2			
	Freestyle	-	-	1	-	1			
Totals		328	1	1096	1		1,424	2	0.1%

Table 16: Insulins Tests Conducted in ASOIF Sports/Disciplines (Urine and Blood) - continued

Blood

Sports	Disciplines	IC		OOC		Sub Total	Total Samples	Total AAFs	% AAF
		Samples	AAF	Samples	AAF				
Aquatics	Open Water	-	-	7	-	7	21	0	0%
	Swimming Long Distance 800m or greater	-	-	6	-	6			
	Swimming Middle Distance 200-400m	-	-	8	-	8			
Athletics	Combined Events	-	-	1	-	1	39	0	0%
	Long Distance 3000m or greater	-	-	36	-	36			
	Middle Distance 800-1500m	-	-	2	-	2			
Boxing	Boxing	-	-	1	-	1	1	0	0%
Cycling	Road	-	-	5	-	5	5	0	0%
Rowing	Rowing	-	-	39	-	39	39	0	0%
Totals		0	0	105	0		105	0	0%

Table 17: IGF-I Analogs Tests Conducted in ASOIF Sports/Disciplines (Urine and Blood)

Urine

Sports	Disciplines	IC		OOC		Sub Total	Total Samples	Total AAFs	% AAF
		Samples	AAF	Samples	AAF				
Aquatics	Swimming Middle Distance 200-400m	-	-	40	-	40	92	0	0%
	Swimming Sprint 100m or less	7	-	28	-	35			
	Swimming Long Distance 800m or greater	-	-	5	-	5			
	Open Water	1	-	3	-	4			
	Diving	-	-	4	-	4			
	Water Polo	-	-	2	-	2			
Archery	Artistic Swimming	-	-	2	-	2	1	0	0%
	Recurve	-	-	1	-	1			
Athletics	Sprint 400m or less	9	-	65	-	74	221	0	0%
	Throws	5	-	50	-	55			
	Jumps	6	-	31	-	37			
	Middle Distance 800-1500m	3	-	19	-	22			
	Combined Events	3	-	18	-	21			
Long Distance 3000m or greater	1	-	11	-	12				
Badminton	Badminton	-	-	2	-	2	2	0	0%
Basketball	Basketball	4	-	6	-	10	10	0	0%
Boxing	Boxing	-	-	2	-	2	2	0	0%
Canoe	Middle Distance 500m	-	-	12	-	12	14	0	0%
	Sprint 200m	-	-	1	-	1			
	Canoe Slalom	-	-	1	-	1			
Cycling	Road	31	-	60	-	91	111	0	0%
	Track Sprint	-	-	7	-	7			
	Mountain Bike - Cross Country	-	-	7	-	7			
	Track Endurance	-	-	4	-	4			
	BMX	-	-	1	-	1			
	Mountain Bike	-	-	1	-	1			
Equestrian	Dressage	-	-	1	-	1	1	0	0%
Fencing	Epee	-	-	1	-	1	1	0	0%
Football	Football	45	-	15	-	60	60	0	0%
Golf	Golf	-	-	5	-	5	5	0	0%
Gymnastics	Artistic	-	-	34	-	34	34	0	0%
Handball	Indoor	3	-	2	-	5	5	0	0%
Judo	Judo	-	-	2	-	2	2	0	0%
Modern Pentathlon	Modern Pentathlon	-	-	8	-	8	8	0	0%

Table 17: IGF-I Analogs Tests Conducted in ASOIF Sports/Disciplines (Urine and Blood) - continued

Urine

Sports	Disciplines	IC		OOC		Sub Total	Total Samples	Total AAFs	% AAF
		Samples	AAF	Samples	AAF				
Rowing	Rowing	20	-	30	-	50	50	0	0%
Sailing	Sailing	-	-	4	-	4	4	0	0%
Table Tennis	Table Tennis	1	-	2	-	3	3	0	0%
Taekwondo	Sparring	-	-	2	-	2	2	0	0%
Tennis	Tennis	-	-	4	-	4	4	0	0%
Triathlon	Triathlon	26	-	108	-	134	134	0	0%
Volleyball	Beach	-	-	3	-	3	3	0	0%
Weightlifting	Weightlifting	-	-	70	-	70	70	0	0%
Wrestling	Wrestling	-	-	10	-	10	13	0	0%
	Greco-Roman	-	-	2	-	2			
	Freestyle	-	-	1	-	1			
Totals		165	0	687	0		852	0	0%

Blood

Sports	Disciplines	IC		OOC		Sub Total	Total Samples	Total AAFs	% AAF
		Samples	AAF	Samples	AAF				
Aquatics	Swimming Middle Distance 200-400m	-	-	8	-	8	21	0	0%
	Open Water	-	-	7	-	7			
	Swimming Long Distance 800m or greater	-	-	6	-	6			
Athletics	Long Distance 3000m or greater	-	-	36	-	36	40	0	0%
	Middle Distance 800-1500m	1	-	2	-	3			
	Combined Events	-	-	1	-	1			
Boxing	Boxing	-	-	1	-	1	1	0	0%
Cycling	Road	-	-	5	-	5	5	0	0%
Rowing	Rowing	-	-	39	-	39	39	0	0%
Totals		1	0	105	0		106	0	0%

Table 18: hGH Isoforms Tests Conducted in ASOIF Sports/Disciplines (Blood)

Sports	Disciplines	IC			OOC			sub total	Total Samples	Total AAFs	% AAF
		Samples	ATF	AAF	Samples	ATF	AAF				
Aquatics	Swimming Sprint 100m or less	84	-	-	273	-	-	357	999	0	0%
	Swimming Middle Distance 200-400m	28	-	-	277	-	-	305			
	Water Polo	23	-	-	124	-	-	147			
	Swimming Long Distance 800m or greater	16	-	-	67	-	-	83			
	Open Water	5	-	-	41	-	-	46			
	Diving	3	-	-	36	-	-	39			
	Artistic Swimming	-	-	-	21	-	-	21			
Archery	Swimming	-	-	-	1	-	-	1	7	0	0%
	Archery	-	-	-	6	-	-	6			
Athletics	Recurve	-	-	-	1	-	-	1	1619	1	0%
	Sprint 400m or less	114	-	-	453	-	1	567			
	Throws	66	-	-	248	-	-	314			
	Long Distance 3000m or greater	67	-	-	200	-	-	267			
	Jumps	54	-	-	172	-	-	226			
	Middle Distance 800-1500m	32	-	-	147	-	-	179			
Badminton	Combined Events	10	-	-	56	-	-	66	85	0	0%
	Badminton	9	-	-	76	-	-	85			
Basketball	Basketball	49	-	-	138	-	-	187	218	0	0%
	3 on 3	2	-	-	29	-	-	31			
Boxing	Boxing	34	-	-	202	-	-	236	236	0	0%
Canoe	Middle Distance 500m	17	-	-	87	-	-	104	335	0	0%
	Sprint 200m	23	-	-	64	-	-	87			
	Long Distance 1000m	10	-	-	71	-	-	81			
	Canoe Slalom	3	-	-	47	-	-	50			
	Marathon	6	-	-	1	-	-	7			
	Canoe Polo	-	-	-	4	-	-	4			
	Wildwater	-	-	-	2	-	-	2			
Cycling	Road	203	-	-	520	-	-	723	1153	0	0%
	Track Sprint	37	-	-	86	-	-	123			
	Track Endurance	9	-	-	101	-	-	110			
	Mountain Bike - Cross Country	28	-	-	72	-	-	100			
	BMX	21	-	-	28	-	-	49			
	Cyclo-Cross	17	-	-	24	-	-	41			
	Mountain Bike - Down Hill	2	-	-	2	-	-	4			
	Trials	-	-	-	2	-	-	2			
	Track	-	-	-	1	-	-	1			
Equestrian	Jumping	-	-	-	13	-	-	13	23	0	0%
	Eventing	-	-	-	10	-	-	10			
Fencing	Epee	-	-	-	27	-	-	27	64	0	0%
	Sabre	1	-	-	24	-	-	25			
	Foil	1	-	-	11	-	-	12			
Field Hockey	Field Hockey	24	-	-	41	-	-	65	66	0	0%
	Indoor	-	-	-	1	-	-	1			
Football	Football	605	-	-	1187	-	-	1792	1810	0	0%
	Futsal	15	-	-	3	-	-	18			
Golf	Golf	-	-	-	13	-	-	13	13	0	0%
Gymnastics	Artistic	21	-	-	89	-	-	110	161	0	0%
	Rhythmic	12	-	-	11	-	-	23			
	Trampoline	8	-	-	6	-	-	14			
	Aerobic	4	-	-	2	-	-	6			
	Acrobatic	6	-	-	-	-	-	6			
	Tumbling	-	-	-	1	-	-	1			
Handball	Parkour	1	-	-	-	-	-	1	219	0	0%
	Indoor	34	-	-	184	-	-	218			
	Beach	-	-	-	1	-	-	1			

Table 18: hGH Isoforms Tests Conducted in ASOIF Sports/Disciplines (Blood) - continued

Sports	Disciplines	IC			OOC			sub total	Total Samples	Total AAFs	% AAF
		Samples	ATF	AAF	Samples	ATF	AAF				
Judo	Judo	25	-	-	166	-	-	191	191	0	0%
Modern Pentathlon	Modern Pentathlon	1	-	-	39	-	-	40	40	0	0%
Rowing	Rowing	49	-	-	352	-	-	401	401	0	0%
Rugby Union	Fifteens	21	-	-	263	-	-	284	434	0	0%
	Sevens	13	-	-	137	-	-	150			
Sailing	Sailing	2	-	-	30	-	-	32	39	0	0%
	Laser-R	-	-	-	3	-	-	3			
	470 helm	-	-	-	1	-	-	1			
	RS:X	-	-	-	1	-	-	1			
	470 crew	-	-	-	1	-	-	1			
	Laser-S	-	-	-	1	-	-	1			
Shooting	Shooting	-	-	-	26	-	-	26	26	0	0%
Table Tennis	Table Tennis	13	-	-	38	-	-	51	51	0	0%
Taekwondo	Sparring	20	-	-	65	-	-	85	86	0	0%
	Poomsae	-	-	-	1	-	-	1			
Tennis	Tennis	5	-	-	892	4	-	897	897	0	0%
Triathlon	Triathlon	43	-	-	127	-	-	170	186	0	0%
	Duathlon	6	-	-	3	-	-	9			
	Long Distance	6	-	-	1	-	-	7			
Volleyball	Volleyball	32	-	-	139	-	-	171	247	0	0%
	Beach	34	-	-	42	-	-	76			
Weightlifting	Weightlifting	615	-	-	638	-	3	1253	1253	3	0.2%
Wrestling	Greco-Roman	39	-	-	101	1	-	140	385	2	1%
	Freestyle	26	-	-	101	1	2	127			
	Wrestling	19	-	-	70	-	-	89			
	Women's Freestyle	5	-	-	23	-	-	28			
	Beach Wrestling	1	-	-	-	-	-	1			
Totals		2,679	0	0	8,565	6	6		11,244	6	0.05%

Table 19: hGH Biomarkers Tests Conducted in ASOIF Sports/Disciplines (Blood)

Sports	Disciplines	IC			OOC			sub total	Total Samples	Total AAFs	% AAF
		Samples	ATF	AAF	Samples	ATF	AAF				
Aquatics	Swimming Sprint 100m or less	40	-	-	66	-	-	106	222	0	0%
	Swimming Middle Distance 200-400m	12	-	-	49	-	-	61			
	Swimming Long Distance 800m or greater	13	1	-	9	-	-	22			
	Water Polo	7	-	-	12	-	-	19			
	Open Water	1	-	-	4	-	-	5			
	Artistic Swimming	1	-	-	4	-	-	5			
	Diving	2	-	-	2	-	-	4			
Athletics	Sprint 400m or less	65	-	-	146	-	-	211	600	1	0%
	Throws	50	-	-	67	-	-	117			
	Jumps	43	-	-	55	-	-	98			
	Long Distance 3000m or greater	18	-	-	77	-	1	95			
	Middle Distance 800-1500m	10	-	-	44	-	-	54			
	Combined Events	13	-	-	12	-	-	25			
Badminton	Badminton	11	-	-	56	-	-	67	67	0	0%
Basketball	Basketball	11	-	-	38	-	-	49	54	0	0%
	3 on 3	2	-	-	3	-	-	5			
Boxing	Boxing	16	-	-	60	1	-	76	76	0	0%
Canoe	Sprint 200m	9	-	-	49	-	-	58	172	0	0%
	Long Distance 1000m	12	-	-	27	-	-	39			
	Middle Distance 500m	8	-	-	27	-	-	35			
	Canoe Slalom	3	-	-	31	-	-	34			
	Canoe Polo	-	-	-	4	-	-	4			
	Wildwater	-	-	-	2	-	-	2			
Cycling	Road	45	-	-	120	-	-	165	425	0	0%
	Track Endurance	18	-	-	70	-	-	88			
	Track Sprint	21	-	-	50	-	-	71			
	Mountain Bike - Cross Country	8	-	-	51	-	-	59			
	BMX	2	-	-	25	-	-	27			
	Cyclo-Cross	-	-	-	12	-	-	12			
	Trials	-	-	-	2	-	-	2			
	Track	-	-	-	1	-	-	1			
Equestrian	Jumping	-	-	-	3	-	-	3	5	0	0%
	Eventing	-	-	-	2	-	-	2			
Fencing	Epee	-	-	-	10	-	-	10	23	0	0%
	Foil	1	-	-	6	-	-	7			
	Sabre	1	-	-	5	-	-	6			
Field Hockey	Field Hockey	13	-	-	8	-	-	21	21	0	0%
Football	Football	51	-	-	436	-	-	487	512	0	0%
	Futsal	1	-	-	22	-	-	23			
	Beach Football	2	-	-	-	-	-	2			
Golf	Golf	1	-	-	1	-	-	2	2	0	0%
Gymnastics	Artistic	10	-	-	34	-	-	44	51	0	0%
	Rhythmic	1	-	-	2	-	-	3			
	Trampoline	-	-	-	2	-	-	2			
	Acrobatic	-	-	-	2	-	-	2			
Handball	Indoor	8	-	-	41	-	-	49	49	0	0%
Judo	Judo	14	-	-	75	-	-	89	89	0	0%
Modern Pentathlon	Modern Pentathlon	1	-	-	10	-	-	11	11	0	0%
Rowing	Rowing	43	-	-	170	-	-	213	214	0	0%
	Beach Sprint	-	-	-	1	-	-	1			
Rugby Union	Fifteens	5	-	-	110	-	-	115	157	0	0%
	Sevens	14	-	-	28	-	-	42			
Sailing	Sailing	2	-	-	7	-	-	9	13	0	0%
	Laser-R	-	-	-	3	-	-	3			
	RS:X	-	-	-	1	-	-	1			

Table 19: hGH Biomarkers Tests Conducted in ASOIF Sports/Disciplines (Blood)

Sports	Disciplines	IC			OOC			sub total	Total Samples	Total AAFs	% AAF
		Samples	ATF	AAF	Samples	ATF	AAF				
Table Tennis	Table Tennis	4	-	-	4	-	-	8	8	0	0%
Taekwondo	Sparring	17	-	-	24	-	-	41	41	0	0%
Tennis	Tennis	-	-	-	8	-	-	8	8	0	0%
Triathlon	Triathlon	12	-	-	40	-	-	52	54	0	0%
	Duathlon	-	-	-	2	-	-	2			
Volleyball	Volleyball	5	-	-	35	-	-	40	49	0	0%
	Beach	2	-	-	7	-	-	9			
Weightlifting	Weightlifting	143	-	-	361	2	-	504	504	0	0%
Wrestling	Freestyle	14	-	-	67	-	-	81	214	0	0%
	Greco-Roman	8	-	-	68	-	-	76			
	Wrestling	-	-	-	44	-	-	44			
	Women's Freestyle	5	-	-	8	-	-	13			
Totals		819	1	0	2,822	3	1		3,641	1	0.03%

Table 20: HBOC Tests Conducted in ASOIF Sports/Disciplines (Blood)

Sports	Disciplines	IC		OOC		Sub Total	Total Samples	Total AAFs	% AAF
		Samples	AAF	Samples	AAF				
Aquatics	Swimming Sprint 100m or less	6	-	49	-	55	157	0	0%
	Swimming Middle Distance 200-400m	4	-	41	-	45			
	Open Water	2	-	16	-	18			
	Water Polo	4	-	12	-	16			
	Swimming Long Distance 800m or greater	-	-	16	-	16			
	Diving	2	-	3	-	5			
	Artistic Swimming	-	-	2	-	2			
Athletics	Long Distance 3000m or greater	32	-	162	-	194	527	0	0%
	Sprint 400m or less	41	-	60	-	101			
	Throws	35	-	48	-	83			
	Middle Distance 800-1500m	11	-	56	-	67			
	Jumps	26	-	33	-	59			
	Combined Events	7	-	16	-	23			
	Badminton	Badminton	-	-	10	-			
Basketball	Basketball	16	-	65	-	81	90	0	0%
	3 on 3	-	-	9	-	9			
Boxing	Boxing	17	-	59	-	76	76	0	0%
Canoe	Sprint 200m	12	-	39	-	51	158	0	0%
	Middle Distance 500m	15	-	30	-	45			
	Long Distance 1000m	7	-	36	-	43			
	Canoe Slalom	-	-	14	-	14			
	Canoe Polo	-	-	4	-	4			
	Wildwater	-	-	1	-	1			
Cycling	Road	266	-	195	-	461	646	0	0%
	Track Endurance	-	-	64	-	64			
	Mountain Bike - Cross Country	22	-	27	-	49			
	Track Sprint	-	-	31	-	31			
	Cyclo-Cross	14	-	9	-	23			
	BMX	1	-	16	-	17			
	Track	-	-	1	-	1			
Equestrian	Eventing	-	-	2	-	2	3	0	0%
	Jumping	-	-	1	-	1			
Fencing	Sabre	-	-	5	-	5	9	0	0%
	Epee	-	-	3	-	3			
	Foil	-	-	1	-	1			
Field Hockey	Field Hockey	5	-	2	-	7	7	0	0%
Football	Football	109	-	318	-	427	447	0	0%
	Futsal	1	-	19	-	20			
Golf	Golf	-	-	1	-	1	1	0	0%
Gymnastics	Artistic	-	-	12	-	12	23	0	0%
	Rhythmic	4	-	-	-	4			
	Aerobic	1	-	2	-	3			
	Trampoline	1	-	1	-	2			
	Acrobatic	-	-	2	-	2			
Handball	Indoor	13	-	42	-	55	55	0	0%
Judo	Judo	1	-	47	-	48	48	0	0%
Modern Pentathlon	Modern Pentathlon	-	-	22	-	22	22	0	0%
Rowing	Rowing	18	-	247	-	265	265	0	0%
Rugby Union	Fifteens	20	-	89	-	109	177	0	0%
	Sevens	-	-	68	-	68			

Table 20: HBOC Tests Conducted in ASOIF Sports/Disciplines (Blood)

Sports	Disciplines	IC		OOC		Sub Total	Total Samples	Total AAFs	% AAF
		Samples	AAF	Samples	AAF				
Sailing	Laser-R	-	-	2	-	2			
	RS:X	-	-	1	-	1			
	Sailing	-	-	1	-	1	5	0	0%
	Laser-S	-	-	1	-	1			
Table Tennis	Table Tennis	-	-	5	-	5	5	0	0%
Taekwondo	Sparring	4	-	13	-	17	17	0	0%
Tennis	Tennis	1	-	133	-	134	134	0	0%
Triathlon	Triathlon	21	-	52	-	73	84	0	0%
	Long Distance	10	-	1	-	11			
Volleyball	Volleyball	4	-	19	-	23	24	0	0%
	Beach	-	-	1	-	1			
Weightlifting	Weightlifting	80	-	241	-	321	321	0	0%
Wrestling	Greco-Roman	13	-	32	-	45			
	Freestyle	4	-	27	-	31	101	0	0%
	Wrestling	2	-	11	-	13			
	Women's Freestyle	3	-	9	-	12			
Totals		855	0	2557	0		3,412	0	0%

Table 21: HBT Tests Conducted in ASOIF Sports/Disciplines (Blood)

Sports	Disciplines	IC		OOC		Sub Total	Total Samples	Total AAFs	% AAF
		Samples	AAF	Samples	AAF				
Aquatics	Swimming Middle Distance 200-400m	-	-	15	-	55			
	Swimming Long Distance 800m or greater	-	-	9	-	45	32	0	0%
	Swimming Sprint 100m or less	-	-	7	-	5			
	Open Water	-	-	1	-	2			
Athletics	Long Distance 3000m or greater	7	1	60	2	-			
	Throws	-	-	9	-	-			
	Middle Distance 800-1500m	1	-	4	1	-	84	4	5%
	Jumps	-	-	1	-	-			
	Combined Events	-	-	1	-	-			
	Sprint 400m or less	-	-	1	-	-			
Boxing	Boxing	-	-	6	-	-	6	0	0%
Canoe	Long Distance 1000m	-	-	9	-	-			
	Middle Distance 500m	-	-	8	-	-	22	0	0%
	Canoe Slalom	-	-	3	-	-			
	Sprint 200m	-	-	2	-	-			
Cycling	Road	27	-	22	-	-			
	Mountain Bike - Cross Country	4	-	7	-	-	69	0	0%
	Track Endurance	-	-	7	-	-			
	Track Sprint	-	-	1	-	-			
Modern Pentathlon	BMX	-	-	1	-	-			
	Modern Pentathlon	-	-	2	-	-	2	0	0%
Rowing	Rowing	-	-	34	-	-	34	0	0%
Triathlon	Triathlon	-	-	1	-	-	1	0	0%
Weightlifting	Weightlifting	-	-	1	-	-	1	0	0%
Wrestling	Wrestling	-	-	11	-	25			
	Freestyle	-	-	1	-	-	13	0	0%
	Greco-Roman	-	-	1	-	4			
Totals		39	1	225	3		264	4	1.5%

Table 22a: Steroid Ester Tests Conducted in ASOIF Sports/Disciplines (Blood)

Sports	Disciplines	Blood				Sub Total	Total Samples	Total AAFs	% AAF
		IC Samples	AAF	OOB Samples	AAF				
Aquatics	Swimming Middle Distance 200-400m	-	-	3	-	3	5	0	0%
	Swimming Long Distance 800m or greater	-	-	1	-	1			
	Swimming Sprint 100m or less	-	-	1	-	1			
Athletics	Sprint 400m or less	-	-	29	-	29	83	0	0%
	Throws	3	-	26	-	29			
	Jumps	-	-	9	-	9			
	Combined Events	-	-	6	-	6			
	Middle Distance 800-1500m	-	-	5	-	5			
	Long Distance 3000m or greater	-	-	4	-	4			
	Field	-	-	1	-	1			
Cycling	Road	-	-	1	1	1	3	1	33%
	Track Endurance	-	-	1	-	1			
	Track Sprint	-	-	1	-	1			
Football	Football	-	-	1	-	1	1	0	0%
Handball	Indoor	-	-	1	-	1	1	0	0%
Wrestling	Women's Freestyle	-	-	1	-	1	1	0	0%
Totals		3	0	91	1		94	1	1.1%

Table 22b: DBS Tests Conducted in ASOIF Sports/Disciplines

Sports	Disciplines	DBS				Sub Total	Total Samples	Total AAFs	% AAF
		IC Samples	AAF	OOB Samples	AAF				
Aquatics	Artistic Swimming	-	-	8	-	8	119	0	0%
	Diving	-	-	10	-	10			
	Open Water	-	-	1	-	1			
	Swimming Long Distance 800m or greater	-	-	11	-	11			
	Swimming Middle Distance 200-400m	-	-	39	-	39			
	Swimming Sprint 100m or less	-	-	35	-	35			
Archery	Water Polo	-	-	15	-	15	7	0	0%
	Archery	-	-	7	-	7			
Athletics	Jumps	-	-	9	-	9	126	0	0%
	Long Distance 3000m or greater	1	-	76	-	77			
	Middle Distance 800-1500m	-	-	8	-	8			
	Sprint 400m or less	2	-	17	-	19			
	Combined Events	-	-	2	-	2			
Badminton	Throws	-	-	11	-	11	14	0	0%
	Badminton	-	-	14	-	14			
Basketball	3 on 3	-	-	9	-	9	21	0	0%
	Basketball	-	-	12	-	12			
Boxing	Boxing	24	-	29	-	53	53	0	0%
Canoe	Canoe Slalom	-	-	7	-	7	33	0	0%
	Long Distance 1000m	-	-	11	-	11			
	Middle Distance 500m	-	-	12	-	12			
	Sprint 200m	-	-	3	-	3			

Table 22: DBS Tests Conducted in ASOIF Sports/Disciplines - continued

Sports	Disciplines	DBS				Sub Total	Total Samples	Total AAFs	% AAF
		IC Samples	AAF	OOB Samples	AAF				
Cycling	Mountain Bike - Cross Country	-	-	8	-	8	33	0	0%
	Road	-	-	12	-	12			
	Track Endurance	-	-	5	-	5			
	Track Sprint	-	-	8	-	8			
Fencing	Epee	-	-	9	-	9	18	0	0%
	Foil	-	-	2	-	2			
	Sabre	-	-	7	-	7			
Field Hockey	Field Hockey	-	-	19	-	19	19	0	0%
Football	Football	-	-	31	-	31	31	0	0%
Golf	Golf	-	-	4	-	4	4	0	0%
Gymnastics	Artistic	-	-	12	-	12	23	0	0%
	Rhythmic	-	-	7	-	7			
	Trampoline	-	-	4	-	4			
Judo	Judo	-	-	6	-	6	6	0	0%
Modern Pentathlon	Modern Pentathlon	-	-	4	-	4	4	0	0%
Rowing	Rowing	-	-	70	-	70	70	0	0%
Rugby Union	Sevens	-	-	13	-	13	13	0	0%
Sailing	Sailing	-	-	14	-	14	14	0	0%
Shooting	Shooting	-	-	25	-	25	25	0	0%
Table Tennis	Table Tennis	-	-	8	-	8	8	0	0%
Taekwondo	Sparring	-	-	14	-	14	14	0	0%
Tennis	Tennis	-	-	5	-	5	5	0	0%
Triathlon	Triathlon	5	-	9	-	14	14	0	0%
Volleyball	Beach	-	-	9	-	9	21	0	0%
	Volleyball	-	-	12	-	12			
Weightlifting	Weightlifting	44	1	39	1	83	83	2	2%
Wrestling	Wrestling	-	-	21	-	21	23	0	0%
	Freestyle	-	-	2	-	2			
Totals		76	1	725	1		801	2	0.2%

Table 23: GC/C/IRMS Tests Conducted in AIOWF Sports/Disciplines for Markers of the Steroid Profile (Urine)

Sports	Disciplines	IC		OOC		Sub Total	Total Samples	Total AAFs	% AAF
		Samples	AAF	Samples	AAF				
Biathlon	Biathlon	14	-	31	-	45	45	0	0%
Bobsleigh	Bobsleigh	6	-	18	-	24	26	0	0%
	Skeleton	-	-	2	-	2			
Curling	Curling	1	-	5	-	6	6	0	0%
Ice Hockey	Ice Hockey	44	-	54	-	98	98	0	0%
Luge	Luge	2	-	9	-	11	11	0	0%
Skating	Speed Skating greater than 1500m	4	-	8	-	12	46	0	0%
	Figure Skating	5	-	6	-	11			
	Speed Skating 1500m or less	1	-	10	-	11			
	Short Track	6	-	5	-	11			
	Skating	-	-	1	-	1			
Skiing	Cross-Country	15	-	31	-	46	122	0	0%
	Snowboard	2	-	16	-	18			
	Alpine	3	-	15	-	18			
	Freestyle	3	-	11	-	14			
	Nordic Combined	7	-	7	-	14			
	Ski Jumping	2	-	9	-	11			
	Snowboard/Big Air	-	-	1	-	1			
Totals		115	0	239	0		354	0	0%

Table 24: GC/C/IRMS Tests Conducted in AIOWF Sports/Disciplines for Other Targets (Urine)
19-norandrosterone

Sports	Disciplines	IC		OOC		Sub Total	Total Samples	Total AAFs	% AAF
		Samples	AAF	Samples	AAF				
None	-	-	-	-	-	-	-	0	n/a
Totals		0	0	0	0		0	0	n/a

Boldenone

Sports	Disciplines	IC		OOC		Sub Total	Total Samples	Total AAFs	% AAF
		Samples	AAF	Samples	AAF				
Bobsleigh	Bobsleigh	-	-	2	-	2	2	0	0%
Ice Hockey	Ice Hockey	1	-	-	-	1	1	0	0%
Skiing	Cross-Country	-	-	1	-	1	1	0	0%
Totals		1	0	3	0		4	0	0%

*No GC/C/IRMS tests for formestane were recorded in ADAMS for AIOWF Sports/Disciplines

Table 25: ERA Tests Conducted in AIOWF Sports/Disciplines (Urine and Blood)

Sports	Disciplines	Urine				Sub Total	Total Samples	Total AAFs	% AAF
		IC Samples	AAF	OOC Samples	AAF				
Biathlon	Biathlon	677	1	1299	-	1976	1976	1	0%
Bobsleigh	Bobsleigh	30	-	224	-	254	285	0	0%
	Skeleton	2	-	29	-	31			
Curling	Curling	8	-	25	-	33	33	0	0%
Ice Hockey	Ice Hockey	101	-	238	-	339	339	0	0%
Luge	Luge	9	-	30	-	39	39	0	0%
Skating	Speed Skating greater than 1500m	121	-	297	-	418	1312	0	0%
	Speed Skating 1500m or less	111	-	277	-	388			
	Short Track	84	-	272	-	356			
	Figure Skating	49	-	100	-	149			
	Synchronized Skating	1	-	-	-	1			
Skiing	Cross-Country	427	-	1034	-	1461	2540	0	0%
	Alpine	36	-	302	-	338			
	Nordic Combined	63	-	196	-	259			
	Freestyle	19	-	193	-	212			
	Snowboard	19	-	192	-	211			
	Ski Jumping	9	-	46	-	55			
	Freestyle/Aerials	2	-	-	-	2			
	Snowboard/Halfpipe	-	-	1	-	1			
Snowboard/Big Air	-	-	1	-	1				
Totals		1,768	1	4,756	0	6,524	6,524	1	0.02%

Sports	Disciplines	Blood				Sub Total	Total Samples	Total AAFs	% AAF
		IC Samples	AAF	OOC Samples	AAF				
Biathlon	Biathlon	35	-	60	-	95	95	0	0%
Bobsleigh	Bobsleigh	-	-	45	-	45	56	0	0%
	Skeleton	-	-	11	-	11			
Curling	Curling	-	-	14	-	14	14	0	0%
Ice Hockey	Ice Hockey	-	-	56	-	56	56	0	0%
Luge	Luge	-	-	10	-	10	10	0	0%
Skating	Figure Skating	-	-	28	-	28	247	0	0%
	Short Track	21	-	49	-	70			
	Speed Skating 1500m or less	12	-	57	-	69			
	Speed Skating greater than 1500m	11	-	69	-	80			
Skiing	Alpine	4	-	27	-	31	473	0	0%
	Cross-Country	30	-	249	-	279			
	Freestyle	-	-	71	-	71			
	Nordic Combined	1	-	28	-	29			
	Ski Jumping	-	-	8	-	8			
	Snowboard	-	-	55	-	55			
Totals		114	0	837	0	951	951	0	0%

Table 26: GHRF(GHS/GHRP) Tests Conducted in AIOWF Sports/Disciplines (Urine)

Sports	Disciplines	IC		OOC		Sub Total	Total Samples	Total AAFs	% AAF
		Samples	AAF	Samples	AAF				
Biathlon	Biathlon	296	-	749	-	1045	1045	0	0%
Bobsleigh	Bobsleigh	81	-	455	-	536	678	0	0%
	Skeleton	21	-	121	-	142			
Curling	Curling	49	-	70	-	119	119	0	0%
Ice Hockey	Ice Hockey	197	-	550	-	747	747	0	0%
Luge	Luge	38	-	119	-	157	157	0	0%
Skating	Speed Skating 1500m or less	167	-	297	-	464	1418	0	0%
	Speed Skating greater than 1500m	116	-	259	-	375			
	Short Track	73	-	278	-	351			
	Figure Skating	75	-	153	-	228			
Skiing	Cross-Country	126	-	401	-	527	1634	0	0%
	Freestyle	66	-	270	-	336			
	Alpine	38	-	249	-	287			
	Snowboard	54	-	199	-	253			
	Nordic Combined	13	-	99	-	112			
	Ski Jumping	23	-	78	-	101			
	Snowboard/Big Air	-	-	11	-	11			
	Snowboard/Halfpipe	-	-	4	-	4			
	Freestyle/Aerials	2	-	-	-	2			
	Freestyle/Halfpipe	-	-	1	-	1			
Totals		1435	0	4363	0		5,798	0	0%

Table 27: GHRF(GHRH) Tests Conducted in AIOWF Sports/Disciplines (Urine)

Sports	Disciplines	IC		OOC		Sub Total	Total Samples	Total AAFs	% AAF
		Samples	AAF	Samples	AAF				
Biathlon	Biathlon	8	-	48	-	56	56	0	0%
Bobsleigh	Bobsleigh	21	-	108	-	129	172	0	0%
	Skeleton	11	-	32	-	43			
Curling	Curling	-	-	29	-	29	29	0	0%
Ice Hockey	Ice Hockey	2	-	77	-	79	79	0	0%
Luge	Luge	-	-	34	-	34	34	0	0%
Skating	Speed Skating 1500m or less	39	-	76	-	115	278	0	0%
	Short Track	24	-	48	-	72			
	Speed Skating greater than 1500m	10	-	54	-	64			
	Figure Skating	-	-	27	-	27			
Skiing	Freestyle	37	-	57	-	94	284	0	0%
	Snowboard	28	-	57	-	85			
	Cross-Country	2	-	55	-	57			
	Alpine	-	-	26	-	26			
	Nordic Combined	-	-	12	-	12			
	Ski Jumping	-	-	9	-	9			
	Freestyle/Halfpipe	-	-	1	-	1			
Totals		182	0	750	0		932	0	0%

Table 28: GnRH Tests Conducted in AIOWF Sports/Disciplines (Urine)

Sports	Disciplines	IC		OOC		Sub Total	Total Samples	Total AAFs	% AAF
		Samples	AAF	Samples	AAF				
Biathlon	Biathlon	134	-	512	-	646	646	0	0%
Bobsleigh	Bobsleigh	78	-	398	-	476	589	0	0%
	Skeleton	19	-	94	-	113			
Curling	Curling	24	-	53	-	77	77	0	0%
Ice Hockey	Ice Hockey	146	-	457	-	603	603	0	0%
Luge	Luge	35	-	111	-	146	146	0	0%
Skating	Speed Skating 1500m or less	125	-	236	-	361	1025	0	0%
	Speed Skating greater than 1500m	85	-	225	-	310			
	Short Track	46	-	167	-	213			
	Figure Skating	53	-	88	-	141			
Skiing	Cross-Country	78	-	313	-	391	1223	0	0%
	Freestyle	55	-	221	-	276			
	Alpine	23	-	182	-	205			
	Snowboard	43	-	152	-	195			
	Nordic Combined	5	-	68	-	73			
	Ski Jumping	10	-	57	-	67			
	Snowboard/Big Air	-	-	11	-	11			
	Snowboard/Halfpipe	-	-	4	-	4			
	Freestyle/Halfpipe	-	-	1	-	1			
Totals		959	0	3350	0		4,309	0	0%

Table 29: Insulins Tests Conducted in AIOWF Sports/Disciplines (Urine and Blood)

Sports	Disciplines	IC		OOC		Sub Total	Total Samples	Total AAFs	% AAF
		Samples	AAF	Samples	AAF				
Biathlon	Biathlon	8	-	21	-	29	29	0	0%
Bobsleigh	Bobsleigh	-	-	70	-	70	88	0	0%
	Skeleton	-	-	18	-	18			
Ice Hockey	Ice Hockey	4	-	27	-	31	31	0	0%
Luge	Luge	1	-	27	-	28	28	0	0%
Skating	Speed Skating 1500m or less	-	-	23	-	23	70	0	0%
	Speed Skating greater than 1500m	1	-	19	-	20			
	Short Track	-	-	14	-	14			
	Figure Skating	-	-	13	-	13			
Skiing	Snowboard	-	-	21	-	21	53	0	0%
	Cross-Country	-	-	16	-	16			
	Ski Jumping	-	-	6	-	6			
	Nordic Combined	-	-	5	-	5			
	Alpine	-	-	3	-	3			
	Freestyle	-	-	2	-	2			
Totals		14	0	285	0		299	0	0%

Sports	Disciplines	IC		OOC		Sub Total	Total Samples	Total AAFs	% AAF
		Samples	AAF	Samples	AAF				
Biathlon	Biathlon	5	-	-	-	5	5	0	0%
Skiing	Cross-Country	-	-	-	1	1	1	0	0%
Totals		5	0	0	1		6	0	0%

Table 30: IGF-I Analogs Tests Conducted in AIOWF Sports/Disciplines (Urine and Blood)

Sports	Disciplines	Urine				Sub Total	Total Samples	Total AAFs	% AAF
		IC Samples	AAF	OOB Samples	AAF				
Biathlon	Biathlon	-	-	14	-	14	14	0	0%
Bobsleigh	Bobsleigh	-	-	47	-	47	54	0	0%
	Skeleton	-	-	7	-	7			
Ice Hockey	Ice Hockey	2	-	25	-	27	27	0	0%
Luge	Luge	-	-	21	-	21	21	0	0%
Skating	Speed Skating 1500m or less	-	-	2	-	2	3	0	0%
	Speed Skating greater than 1500m	1	-	-	-	1			
Skiing	Snowboard	-	-	20	-	20	25	0	0%
	Alpine	-	-	3	-	3			
	Cross-Country	-	-	2	-	2			
Totals		3	0	141	0	144	144	0	0%

Sports	Disciplines	Blood				Sub Total	Total Samples	Total AAFs	% AAF
		IC Samples	AAF	OOB Samples	AAF				
Skiing	Cross-Country	-	-	-	1	1	1	0	0%
Totals		0	0	0	1	1	1	0	0%

Table 31: hGH Isoforms Tests Conducted in AIOWF Sports/Disciplines (Blood)

Sports	Disciplines	IC			OOC			sub total	Total Samples	Total AAFs	% AAF
		Samples	ATF	AAF	Samples	ATF	AAF				
Biathlon	Biathlon	98	-	-	341	-	-	439	439	0	0%
Bobsleigh	Bobsleigh	31	-	-	168	-	-	199	254	0	0%
	Skeleton	1	-	-	54	-	-	55			
Curling	Curling	-	-	-	4	-	-	4	4	0	0%
Ice Hockey	Ice Hockey	51	-	-	195	-	-	246	246	0	0%
Luge	Luge	5	-	-	51	-	-	56	56	0	0%
Skating	Speed Skating greater than 1500m	13	-	-	111	-	-	124	385	0	0%
	Short Track	20	-	-	94	-	-	114			
	Speed Skating 1500m or less	19	-	-	75	-	-	94			
	Figure Skating	1	-	-	52	-	-	53			
Skiing	Cross-Country	49	-	-	222	-	-	271	648	0	0%
	Alpine	32	-	-	135	-	-	167			
	Nordic Combined	18	-	-	77	-	-	95			
	Snowboard	-	-	-	53	-	-	53			
	Ski Jumping	-	-	-	31	-	-	31			
	Freestyle	-	-	-	31	-	-	31			
Totals		338	0	0	1,694	0	0		2,032	0	0%

Table 32: hGH Biomarkers Tests Conducted in AIOWF Sports/Disciplines (Blood)

Sports	Disciplines	IC			OOC			sub total	Total Samples	Total AAFs	% AAF
		Samples	ATF	AAF	Samples	ATF	AAF				
Biathlon	Biathlon	11	-	-	57	-	-	68	68	0	0%
Bobsleigh	Bobsleigh	1	-	-	53	-	-	54	66	0	0%
	Skeleton	1	-	-	11	-	-	12			
Ice Hockey	Ice Hockey	8	-	-	52	-	-	60	60	0	0%
Luge	Luge	2	-	-	12	-	-	14	14	0	0%
Skating	Speed Skating 1500m or less	15	-	-	22	-	-	37	107	0	0%
	Short Track	-	-	-	33	-	-	33			
	Speed Skating greater than 1500m	6	-	-	24	-	-	30			
	Figure Skating	2	-	-	5	-	-	7			
Skiing	Cross-Country	4	-	-	65	-	-	69	127	0	0%
	Alpine	6	-	-	21	-	-	27			
	Freestyle	-	-	-	10	-	-	10			
	Ski Jumping	-	-	-	9	-	-	9			
	Snowboard	-	-	-	7	-	-	7			
	Nordic Combined	-	-	-	5	-	-	5			
Totals		56	0	0	386	0	0		442	0	0%

Table 33: HBOC Tests Conducted in AIOWF Sports/Disciplines (Blood)

Sports	Disciplines	IC		OOC		Sub Total	Total Samples	Total AAFs	% AAF
		Samples	AAF	Samples	AAF				
Biathlon	Biathlon	9	-	78	-	87	87	0	0%
Bobsleigh	Bobsleigh	-	-	29	-	29	37	0	0%
	Skeleton	-	-	8	-	8			
Ice Hockey	Ice Hockey	6	-	30	-	36	36	0	0%
Luge	Luge	-	-	9	-	9	9	0	0%
Skating	Short Track	3	-	30	-	33	82	0	0%
	Speed Skating greater than 1500m	2	-	27	-	29			
	Figure Skating	-	-	12	-	12			
	Speed Skating 1500m or less	1	-	7	-	8			
Skiing	Cross-Country	-	-	26	-	26	73	0	0%
	Alpine	-	-	17	-	17			
	Ski Jumping	-	-	16	-	16			
	Snowboard	-	-	5	-	5			
	Freestyle	-	-	5	-	5			
	Nordic Combined	-	-	4	-	4			
Totals		21	0	303	0		324	0	0%

Table 34: HBT Tests Conducted in AIOWF Sports/Disciplines (Blood)

Sports	Disciplines	IC		OOC		Sub Total	Total Samples	Total AAFs	% AAF
		Samples	AAF	Samples	AAF				
Biathlon	Biathlon	1	-	17	-	18	18	0	0%
Bobsleigh	Bobsleigh	-	-	21	-	21	21	0	0%
Ice Hockey	Ice Hockey	-	-	22	-	22	22	0	0%
	Short Track	4	-	18	-	22			
Skating	Figure Skating	-	-	13	-	13	54	0	0%
	Speed Skating greater than 1500m	-	-	12	-	12			
	Speed Skating 1500m or less	-	-	7	-	7			
Skiing	Snowboard	-	-	24	-	24	49	0	0%
	Cross-Country	1	-	15	-	16			
	Nordic Combined	-	-	5	-	5			
	Freestyle	-	-	4	-	4			
Totals		6	0	158	0		164	0	0%

Table 35a: Steroid Ester Tests Conducted in AIOWF Sports/Disciplines (Blood)

Sports	Disciplines	Blood		Sub Total	Total Samples	Total AAFs	% AAF
		IC Samples	OOC Samples				
Skating	Short Track	12	-	62			
	Speed Skating greater than 1500m	11	-	44	161	0	0%
	Speed Skating 1500m or less	15	-	34			
	Figure Skating	-	-	21			
	Alpine	-	-	1	1	0	0%
Totals		38	0		162	0	0%

Table 35b: Steroid Ester Tests Conducted in AIOWF Sports/Disciplines (Blood)

Sports	Disciplines	DBS		Sub Total	Total Samples	Total AAFs	% AAF
		IC Samples	OOC Samples				
Curling	Curling	-	-	5	5	0	0%
Skating	Figure Skating	-	-	19	73	0	0%
	Short Track	-	-	14			
	Speed Skating 1500m or less	-	-	19			
	Speed Skating greater than 1500m	-	-	21			
Skiing	Cross-Country	8	-	22	60	0	0%
	Freestyle	-	-	8			
	Nordic Combined	5	-	14			
	Ski Jumping	-	-	6			
	Snowboard	-	-	10			
Totals		13	0		138	0	0%

Table 36: GC/C/IRMS Tests Conducted in ARISF Sports/Disciplines for Markers of the Steroid Profile (Urine)

Sports	Disciplines	IC		OOC		Sub Total	Total Samples	Total AAFs	% AAF
		Samples	AAF	Samples	AAF				
Air Sports	Ballooning	-	-	2	-	2	2	0	0%
American Football	American Football	7	-	4	-	11	11	0	0%
Automobile Sports	Karting	1	-	-	-	1	2	0	0%
	Formula 1	1	-	-	-	1			
Baseball / Softball	Baseball	3	-	9	-	12	15	0	0%
	Softball	3	-	-	-	3			
Bowling	Bowling	1	-	-	-	1	1	0	0%
Bridge	Bridge	-	-	1	-	1	1	0	0%
Cricket	Cricket	11	-	4	-	15	15	0	0%
DanceSport	10-dance	2	-	-	-	2	3	0	0%
	Latin	1	-	-	-	1			
Floorball	Floorball	10	-	5	-	15	15	0	0%
Karate	Karate	10	-	13	1	23	23	1	4%
	Kickboxing	2	-	3	1	5			
	Pancrace	1	-	-	-	1			
	Full Contact	1	-	-	-	1			
Lifesaving	Lifesaving	2	-	-	-	2	2	0	0%
	Motocross	10	-	-	-	10			
Motorcycle Racing	Supermoto	1	-	-	-	1	12	0	0%
	Motorcycle Racing	1	-	-	-	1			
Muaythai	Muaythai	-	-	1	-	1	1	0	0%
Orienteering	Orienteering	1	-	-	-	1	1	0	0%
Powerboating	Offshore	1	-	-	-	1	1	0	0%
Roller Sports	Skateboarding	1	-	8	-	9	20	0	0%
	Inline Speed Skating Sprint 1000m or less	2	-	3	-	5			
	Inline Speed Skating Distance greater than 1000m	2	-	2	-	4			
	Hockey	1	-	1	-	2			
Ski Mountaineering	Ski Mountaineering	1	-	-	-	1	1	0	0%
Sport Climbing	Speed	1	-	-	-	1	1	0	0%
Squash	Squash	1	1	3	-	4	4	1	25%
Sumo	Sumo	-	-	1	-	1	1	0	0%
Surfing	Surfing	1	-	1	-	2	2	0	0%
	Finswimming Pool	7	-	1	-	8			
Underwater Sports	Finswimming Open Water	2	-	2	-	4	13	0	0%
	Apnoea (all subdisciplines)	1	-	-	-	1			
Waterskiing	Wakeboard Boat	-	-	1	-	1	2	0	0%
	Cable Wakeboard	-	-	1	-	1			
Wushu	Taolu	1	-	1	-	2	2	0	0%
Totals		91	1	68	2		159	3	2%

Table 37: GC/C/IRMS Tests* Conducted in ARISF Sports/Disciplines for for Other Targets (Urine)

19-norandrosterone

Sports	Disciplines	IC		OOC		Sub Total	Total Samples	Total AAFs	% AAF
		Samples	AAF	Samples	AAF				
Karate	Karate	1	-	-	-	1	1	0	0%
	Totals	1	0	0	0		1	0	0%

boldenone

Sports	Disciplines	IC		OOC		Sub Total	Total Samples	Total AAFs	% AAF
		Samples	AAF	Samples	AAF				
Air Sports	Balloonng	-	-	2	-	2	2	0	0%
American Football	American Football	2	-	-	-	2	2	0	0%
Chess	Chess	1	-	-	-	1	1	0	0%
Karate	Karate	1	-	-	-	1	1	0	0%
Kickboxing	Kickboxing	1	-	-	-	1	1	0	0%
Motorcycle Racing	Motocross	1	-	-	-	1	1	0	0%
Roller Sports	Skateboarding	-	-	2	-	2	3	0	0%
	Inline Speed Skating Sprint 1000m or less	1	1	-	-	1			
Sport Climbing	Sport Climbing	-	-	1	-	1	1	0	0%
	Totals	7	1	5	0		12	0	0%

formestane

Sports	Disciplines	IC		OOC		Sub Total	Total Samples	Total AAFs	% AAF
		Samples	AAF	Samples	AAF				
Karate	Karate	-	-	1	-	1	1	0	0%
	Totals	0	0	1	0		1	0	0%

Table 38: ERA Tests Conducted in ARISF Sports/Disciplines (Urine and Blood)

		Urine							
Sports	Disciplines	IC		OOC		Sub Total	Total Samples	Total AAFs	% AAF
		Samples	AAF	Samples	AAF				
Air Sports	Hang Gliding & Paragliding	1	-	-	-	1	1	0	0%
American Football	American Football	19	-	12	-	31	31	0	0%
Automobile Sports	Automobile Sports	8	-	6	-	14	28	0	0%
	Rally	11	-	1	-	12			
	Karting	1	-	-	-	1			
	Formula 1	-	-	1	-	1			
Bandy	Bandy	6	-	1	-	7	7	0	0%
Baseball / Softball	Baseball	37	-	48	-	85	115	0	0%
	Softball	6	-	24	-	30			
Basque Pelota	Basque Pelota	-	-	1	-	1	1	0	0%
Cheer	Cheer	-	-	1	-	1	1	0	0%
Cricket	Cricket	108	-	88	-	196	196	0	0%
DanceSport	DanceSport	7	-	3	-	10	20	0	0%
	Standard	6	-	-	-	6			
	Latin	4	-	-	-	4			
Floorball	Floorball	5	-	20	-	25	25	0	0%
Flying Disc	Ultimate	2	-	-	-	2	2	0	0%
Karate	Karate	39	-	178	-	217	217	0	0%
	Kickboxing	19	-	23	-	42			
	K1 Rules	18	-	-	-	18			
	Light Contact	11	-	-	-	11			
	Low Kick	11	-	-	-	11			
	Kick Light	9	-	-	-	9			
	Full Contact	2	-	2	-	4			
Korfball	Korfball	9	-	2	-	11	11	0	0%
Lifesaving	Lifesaving	17	-	11	-	28	28	0	0%
Motorcycle Racing	Motocross	16	-	2	-	18	27	0	0%
	Supermoto	3	-	-	-	3			
	Enduro	1	-	1	-	2			
	Road Racing	1	-	-	-	1			
	Speedway	1	-	-	-	1			
	Cross-Country Rallies	1	-	-	-	1			
Mountaineering and Climbing	Motorcycle Racing	1	-	-	-	1	12	0	0%
	Skyrunning	6	-	1	-	7			
	Ski Mountaineering	-	-	3	-	3			
	Climbing	-	-	1	-	1			
	Ice Climbing	1	-	-	-	1			
Muaythai	Muaythai	19	-	15	-	34	34	0	0%
Netball	Netball	8	-	15	-	23	23	0	0%
Orienteering	Orienteering	17	-	11	-	28	58	0	0%
	Foot Orienteering	10	-	4	-	14			
	Mountain Bike Orienteering	9	-	-	-	9			
	Ski Orienteering	4	-	3	-	7			
Powerboating	Aquabike	2	-	2	-	4	7	0	0%
	Circuit	3	-	-	-	3			
Racquetball	Racquetball	2	-	1	-	3	3	0	0%

Table 38: ERA Tests Conducted in ARISF Sports/Disciplines (Urine and Blood) - continued

		Urine							
Sports	Disciplines	IC Samples	AAF	OOB Samples	AAF	Sub Total	Total Samples	Total AAFs	% AAF
Roller Sports	Inline Speed Skating Distance greater than 1000m	43	-	22	-	65	161	0	0%
	Inline Speed Skating Sprint 1000m or less	12	-	27	-	39			
	Skateboarding	7	-	29	-	36			
	Hockey	9	-	-	-	9			
	Artistic	3	-	3	-	6			
	Alpine and Inline Downhill	4	-	-	-	4			
	Roller Freestyle	1	-	-	-	1			
	Scooters	1	-	-	-	1			
Ski Mountaineering	Ski Mountaineering	13	-	50	-	63	63	0	0%
Sport Climbing	Boulder	15	-	25	-	40	117	0	0%
	Combined	7	-	19	-	26			
	Speed	14	-	9	-	23			
	Lead	12	-	4	-	16			
	Sport Climbing	-	-	12	-	12			
Squash	Squash	9	-	36	-	45	45	0	0%
Sumo	Sumo	1	-	8	-	9	9	0	0%
Surfing	Surfing	6	-	18	-	24	29	0	0%
	Stand Up Paddle	-	-	5	-	5			
Tug of War	Tug of War	-	-	2	-	2	2	0	0%
Underwater Sports	Finswimming Pool	27	-	10	-	37	78	0	0%
	Apnoea (all subdisciplines)	10	-	8	-	18			
	Finswimming Open Water	7	-	2	-	9			
	Spearfishing	5	-	-	-	5			
	Free Diving (all apnoea subdisciplines)	5	-	-	-	5			
	Sport Diving	3	-	-	-	3			
	UW Orienteering	1	-	-	-	1			
Waterskiing	Cableski	7	-	1	-	8	17	0	0%
	Tournament	3	-	2	-	5			
	Cable Wakeboard	1	-	2	-	3			
	Wakeboard Boat	1	-	-	-	1			
Wushu	Sanda	4	-	4	-	8	13	0	0%
	Taolu	2	-	3	-	5			
Totals		694	0	782	0		1,476	0	0%

Table 38: ERA Tests Conducted in ARISF Sports/Disciplines (Urine and Blood) - continued

		Blood							
Sports	Disciplines	IC		OOC		Sub Total	Total Samples	Total AAFs	% AAF
		Samples	AAF	Samples	AAF				
Cricket	Cricket	6	-	-	-	6	6	0	0%
Karate	Karate	-	-	10	-	10	10	0	0%
Netball	Netball	-	-	1	-	1	1	0	0%
Orienteering	Foot Orienteering	2	-	2	-	4	5	0	0%
	Orienteering	1	-	-	-	1			
Roller Sports	Inline Speed Skating Distance greater than 1000m	2	-	10	-	12	22	0	0%
	Inline Speed Skating Sprint 1000m or less	2	-	4	-	6			
	Skateboarding	-	-	4	-	4			
Ski Mountaineering	Ski Mountaineering	-	-	2	-	2	2	0	0%
Sport Climbing	Boulder	4	-	2	-	6	12	0	0%
	Combined	-	-	2	-	2			
	Speed	-	-	4	-	4			
Underwater Sports	Finswimming Open Water	3	-	3	-	6	7	0	0%
	Finswimming Pool	1	-	-	-	1			
Wushu	Sanda	-	-	1	-	1	1	0	0%
Totals		21	0	45	0		66	0	0%

Table 39: GHRF(GHS/GHRP) Tests Conducted in ARISF Sports/Disciplines (Urine)

Sports	Disciplines	IC		OOC		Sub Total	Total Samples	Total AAFs	% AAF
		Samples	AAF	Samples	AAF				
Air Sports	Ballooning	-	-	1	-	1	1	0	0%
American Football	American Football	45	-	49	-	94	94	0	0%
Automobile Sports	Automobile Sports	-	-	2	-	2	4	0	0%
	Rally	-	-	1	-	1			
	Karting	1	-	-	-	1			
Bandy	Bandy	7	-	1	-	8	8	0	0%
Baseball / Softball	Baseball	137	-	126	-	263	384	0	0%
	Softball	42	-	79	-	121			
Basque Pelota	Basque Pelota	-	-	1	-	1	1	0	0%
Billiards Sports	Snooker	-	-	1	-	1	1	0	0%
Boules Sports	Petanque	-	-	1	-	1	1	0	0%
Cheer	Cheer	-	-	9	-	9	9	0	0%
Cricket	Cricket	127	-	167	-	294	297	0	0%
	Twenty20	2	-	1	-	3			
DanceSport	DanceSport	7	-	5	-	12	24	0	0%
	Standard	6	-	-	-	6			
	Latin	4	-	-	-	4			
	10-dance	2	-	-	-	2			
Floorball	Floorball	3	-	20	-	23	23	0	0%
Flying Disc	Ultimate	2	-	-	-	2	2	0	0%
Icestocksport	Icestocksport Distance	-	-	3	-	3	3	0	0%
Karate	Karate	112	-	233	-	345	345	0	0%
	Kickboxing	31	-	21	-	52			
	K1 Rules	17	-	-	-	17			
	Light Contact	11	-	-	-	11			
	Low Kick	10	-	-	-	10			
	Kick Light	9	-	-	-	9			
	Full Contact	2	-	2	-	4			
Korfball	Korfball	8	-	1	-	9	9	0	0%
Lifesaving	Lifesaving	8	-	6	-	14	14	0	0%
Motorcycle Racing	Motocross	18	-	-	-	18	19	0	0%
	Motorcycle Racing	-	-	1	-	1			
Mountaineering and Climbing	Climbing	1	-	1	-	2	2	0	0%
Muaythai	Muaythai	13	-	15	-	28	28	0	0%
Netball	Netball	1	-	14	-	15	15	0	0%
Orienteering	Orienteering	4	-	5	-	9	24	0	0%
	Foot Orienteering	2	-	5	-	7			
	Mountain Bike Orienteering	6	-	-	-	6			
	Ski Orienteering	2	-	-	-	2			
Powerboating	Circuit	4	-	-	-	4	8	0	0%
	Aquabike	2	-	2	-	4			
Racquetball	Racquetball	20	-	6	-	26	26	0	0%
	Skateboarding	24	-	88	-	112			
	Inline Speed Skating Distance greater than 1000m	29	-	18	-	47			
	Inline Speed Skating Sprint 1000m or less	12	-	31	-	43			
	Hockey	10	-	-	-	10			
Roller Sports	Artistic	4	-	2	-	6	225	0	0%
	Alpine and Inline Downhill	4	-	-	-	4			
	Scooters	2	-	-	-	2			
	Roller Freestyle	1	-	-	-	1			
	Ski Mountaineering	2	-	7	-	9			
Sport Climbing	Boulder	26	-	38	-	64	175	0	0%
	Combined	21	-	31	-	52			
	Speed	14	-	15	-	29			
	Sport Climbing	1	-	19	-	20			
	Lead	8	-	2	-	10			

Table 39: GHRF(GHS/GHRP) Tests Conducted in ARISF Sports/Disciplines (Urine) - continued

Sports	Disciplines	IC		OOC		Sub Total	Total Samples	Total AAFs	% AAF
		Samples	AAF	Samples	AAF				
Squash	Squash	4	-	31	-	35	35	0	0%
Sumo	Sumo	1	-	8	-	9	9	0	0%
Surfing	Surfing	51	-	27	-	78	80	0	0%
	Body Board	-	-	1	-	1			
	Stand Up Paddle	-	-	1	-	1			
Tug of War	Tug of War	1	-	3	-	4	4	0	0%
Underwater Sports	Finswimming Pool	10	-	4	-	14	37	0	0%
	Finswimming Open Water	6	-	-	-	6			
	Apnoea (all subdisciplines)	4	-	1	-	5			
	Spearfishing	5	-	-	-	5			
	Free Diving (all apnoea subdisciplines)	5	-	-	-	5			
	UW Orienteering	1	-	-	-	1			
Waterskiing	Sport Diving	1	-	-	-	1	16	0	0%
	Cableski	3	-	5	-	8			
	Tournament	4	-	1	-	5			
	Wakeboard Boat	1	-	1	-	2			
Wushu	Cable Wakeboard	-	-	1	-	1	13	0	0%
	Taolu	1	-	6	-	7			
	Sanda	3	-	3	-	6			
		925	0	1123	0		2,048	0	0%

Table 40: GHRF(GHRH) Tests Conducted in ARISF Sports/Disciplines (Urine)

Sports	Disciplines	IC		OOC		Sub Total Samples	Total Samples	Total AAFs	% AAF
		Samples	AAF	Samples	AAF				
American Football	American Football	5	-	-	-	5	5	0	0%
Baseball / Softball	Baseball	18	-	34	-	52	58	0	0%
	Softball	-	-	6	-	6			
Billiards Sports	Snooker	-	-	1	-	1	1	0	0%
Boules Sports	Petanque	-	-	1	-	1	1	0	0%
Cricket	Cricket	1	-	26	-	27	28	0	0%
	Twenty20	-	-	1	-	1			
DanceSport	DanceSport	1	-	-	-	1	1	0	0%
Karate	Karate	1	-	21	-	22	22	0	0%
Kickboxing	Kickboxing	2	-	4	-	6	6	0	0%
Motorcycle Racing	Motocross	4	-	-	-	4	4	0	0%
Muaythai	Muaythai	-	-	2	-	2	2	0	0%
Orienteering	Orienteering	2	-	-	-	2	2	0	0%
Roller Sports	Inline Speed Skating Sprint 1000m or less	6	-	26	-	32	69	0	0%
	Inline Speed Skating Distance greater than 1000m	7	-	13	-	20			
	Skateboarding	7	-	7	-	14			
	Scooters	2	-	-	-	2			
	Roller Freestyle	1	-	-	-	1			
Sport Climbing	Boulder	14	-	12	-	26	48	0	0%
	Speed	2	-	8	-	10			
	Sport Climbing	-	-	7	-	7			
	Combined	3	-	1	-	4			
	Lead	1	-	-	-	1			
Squash	Squash	-	-	6	-	6	6	0	0%
Surfing	Surfing	-	-	1	-	1	1	0	0%
Tug of War	Tug of War	-	-	1	-	1	1	0	0%
Underwater Sports	Finswimming Open Water	4	-	-	-	4	5	0	0%
	Finswimming Pool	-	-	1	-	1			
Waterskiing	Cableski	-	-	3	-	3	5	0	0%
	Tournament	2	-	-	-	2			
Wushu	Taolu	-	-	3	-	3	3	0	0%
Totals		83	0	185	0	268	268	0	0%

Table 41: GnRH Tests Conducted in ARISF Sports/Disciplines (Urine)

Sports	Disciplines	IC Samples	IC AAF	OOB Samples	OOB AAF	Sub Total	Total Samples	Total AAFs	% AAF
Air Sports	Ballooning	-	-	1	-	1	1	0	0%
American Football	American Football	27	-	11	-	38	38	0	0%
Automobile Sports	Automobile Sports	-	-	2	-	2	3	0	0%
	Karting	1	-	-	-	1			
Bandy	Bandy	6	-	1	-	7	7	0	0%
Baseball / Softball	Baseball	115	-	97	-	212	248	0	0%
	Softball	3	-	33	-	36			
Billiards Sports	Snooker	-	-	1	-	1	1	0	0%
Boules Sports	Petanque	-	-	1	-	1	1	0	0%
Cheer	Cheer	-	-	9	-	9	9	0	0%
Cricket	Cricket	123	-	158	-	281	284	0	0%
	Twenty20	2	-	1	-	3			
	DanceSport	8	-	5	-	13			
DanceSport	Standard	4	-	-	-	4	23	0	0%
	Latin	4	-	-	-	4			
	10-dance	2	-	-	-	2			
Floorball	Floorball	2	-	16	-	18	18	0	0%
Icestocksport	Icestocksport Distance	-	-	3	-	3	3	0	0%
Karate	Karate	70	-	120	-	190	190	0	0%
	Kickboxing	13	-	11	-	24			
	K1 Rules	17	-	-	-	17			
Kickboxing	Light Contact	10	-	-	-	10	71	0	0%
	Low Kick	10	-	-	-	10			
	Kick Light	9	-	-	-	9			
	Full Contact	1	-	-	-	1			
Korfball	Korfball	8	-	1	-	9	9	0	0%
Lifesaving	Lifesaving	6	-	6	-	12	12	0	0%
Motorcycle Racing	Motocross	4	-	-	-	4	5	0	0%
	Motorcycle Racing	-	-	1	-	1			
Mountaineering and Climbing	Climbing	1	-	-	-	1	1	0	0%
Muaythai	Muaythai	8	-	11	-	19	19	0	0%
Netball	Netball	1	-	14	-	15	15	0	0%
	Orienteering	6	-	3	-	9			
Orienteering	Foot Orienteering	2	-	4	-	6	23	0	0%
	Mountain Bike Orienteering	6	-	-	-	6			
	Ski Orienteering	2	-	-	-	2			
Powerboating	Circuit	4	-	-	-	4	8	0	0%
	Aquabike	2	-	2	-	4			
Racquetball	Racquetball	8	-	5	-	13	13	0	0%
	Skateboarding	17	-	39	-	56			
	Inline Speed Skating Distance greater than 1000m	25	-	14	-	39			
	Inline Speed Skating Sprint 1000m or less	9	-	28	-	37			
Roller Sports	Hockey	6	-	-	-	6	143	0	0%
	Scooters	2	-	-	-	2			
	Alpine and Inline Downhill	2	-	-	-	2			
	Roller Freestyle	1	-	-	-	1			
Ski Mountaineering	Ski Mountaineering	1	-	7	-	8	8	0	0%
	Boulder	21	-	14	-	35			
	Combined	11	-	21	-	32			
Sport Climbing	Speed	6	-	10	-	16	104	0	0%
	Sport Climbing	-	-	16	-	16			
	Lead	5	-	-	-	5			
Squash	Squash	2	-	18	-	20	20	0	0%
Sumo	Sumo	1	-	-	-	1	1	0	0%

Table 41: GnRH Tests Conducted in ARISF Sports/Disciplines (Urine) - continued

Sports	Disciplines	IC		OOC		Sub Total	Total Samples	Total AAFs	% AAF
		Samples	AAF	Samples	AAF				
Surfing	Surfing	41	-	15	-	56	56	0	0%
Tug of War	Tug of War	1	-	3	-	4	4	0	0%
Underwater Sports	Free Diving (all apnoea subdisciplines)	5	-	-	-	5			
	Finswimming Pool	1	-	3	-	4			
	Spearfishing	4	-	-	-	4			
	Finswimming Open Water	4	-	-	-	4	20	0	0%
	Sport Diving	1	-	-	-	1			
	UW Orienteering	1	-	-	-	1			
Waterskiing	Apnoea (all subdisciplines)	1	-	-	-	1			
	Cableski	2	-	5	-	7			
	Tournament	4	-	1	-	5	14	0	0%
	Wakeboard Boat	-	-	1	-	1			
Wushu	Cable Wakeboard	-	-	1	-	1			
	Taolu	1	-	3	-	4	6	0	0%
	Sanda	2	-	-	-	2			
		662	0	716	0		1,378	0	0%

Table 42: Insulins* Tests Conducted in ARISF Sports/Disciplines (Urine and Blood)

Sports	Disciplines	Urine				Sub Total	Total Samples	Total AAFs	% AAF
		IC Samples	AAF	OOB Samples	AAF				
American Football	American Football	3	-	-	-	3	3	0	0%
Baseball	Baseball	1	-	-	-	1	1	0	0%
Cricket	Cricket	1	-	-	-	1	1	0	0%
DanceSport	DanceSport	1	-	-	-	1	1	0	0%
Karate	Karate	-	-	3	-	3	3	0	0%
Lifesaving	Lifesaving	-	-	1	-	1	1	0	0%
Orienteering	Orienteering	2	-	-	-	2	2	0	0%
Roller Sports	Skateboarding	6	-	-	-	6	9	0	0%
	Scooters	2	-	-	-	2			
	Roller Freestyle	1	-	-	-	1			
Sport Climbing	Combined	-	-	1	-	1	1	0	0%
Surfing	Surfing	-	-	1	-	1	1	0	0%
		17	0	6	0		23	0	0%

* No Insulin Tests in Blood in ARISF Sports/Disciplines were recorded in ADAMS

Table 43: IGF-I Analogs* Tests Conducted in ARISF Sports/Disciplines (Urine and Blood)

Sports	Disciplines	Urine				Sub Total	Total Samples	Total AAFs	% AAF
		IC Samples	AAF	OOB Samples	AAF				
American Football	American Football	3	-	-	-	3	3	0	0%
Baseball	Baseball	1	-	-	-	1	1	0	0%
Cricket	Cricket	1	-	-	-	1	1	0	0%
DanceSport	DanceSport	1	-	-	-	1	1	0	0%
Karate	Karate	-	-	2	-	2	2	0	0%
Orienteering	Orienteering	2	-	-	-	2	2	0	0%
Roller Sports	Skateboarding	6	-	-	-	6	9	0	0%
	Scooters	2	-	-	-	2			
	Roller Freestyle	1	-	-	-	1			
Sport Climbing	Combined	-	-	1	-	1	1	0	0%
Surfing	Surfing	-	-	1	-	1	1	0	0%
		17	0	4	0		21	0	0%

* No IGF-I Analogs Tests in Blood in ARISF Sports/Disciplines were recorded in ADAMS

Table 44: hGH Isoforms Tests Conducted in ARISF Sports/Disciplines (Blood)

Sports	Disciplines	IC			OOC			Sub Total	Total Samples	Total AAFs	% AAF
		Samples	ATF	AAF	Samples	ATF	AAF				
American Football	American Football	5	-	-	11	-	-	16	16	0	0%
Automobile Sports	Rally	-	-	-	1	-	-	1	1	0	0%
Baseball / Softball	Baseball	17	-	-	23	-	-	40	59	0	0%
	Softball	3	-	-	16	-	-	19			
Cheer	Cheer	-	-	-	1	-	-	1	1	0	0%
Cricket	Cricket	2	-	-	8	-	-	10	10	0	0%
Icestocksport	Icestocksport Distance	-	-	-	2	-	-	2	2	0	0%
Karate	Karate	12	-	-	52	-	-	64	64	0	0%
Kickboxing	Kickboxing	7	-	-	5	-	-	12	12	0	0%
Lifesaving	Lifesaving	1	-	-	4	-	-	5	5	0	0%
Mountaineering and Climbing	Climbing	-	-	-	2	-	-	2	2	0	0%
Muaythai	Muaythai	1	-	-	5	-	-	6	6	0	0%
Netball	Netball	-	-	-	3	-	-	3	3	0	0%
Orienteering	Mountain Bike Orienteering	4	-	-	-	-	-	4	7	0	0%
	Orienteering	2	-	-	-	-	-	2			
	Foot Orienteering	1	-	-	-	-	-	1			
Powerboating	Aquabike	4	-	-	2	-	-	6	10	0	0%
	Offshore	2	-	-	-	-	-	2			
	Circuit	2	-	-	-	-	-	2			
Roller Sports	Skateboarding	3	-	-	11	-	-	14	29	0	0%
	Inline Speed Skating Distance greater than 1000m	2	-	-	9	-	-	11			
	Inline Speed Skating Sprint 1000m or less	1	-	-	3	-	-	4			
Ski Mountaineering	Ski Mountaineering	-	-	-	1	-	-	1	1	0	0%
Sport Climbing	Combined	-	-	-	9	-	-	9	24	0	0%
	Boulder	4	-	-	2	-	-	6			
	Lead	3	-	-	1	-	-	4			
	Sport Climbing	-	-	-	3	-	-	3			
	Speed	-	-	-	2	-	-	2			
Squash	Squash	2	-	-	4	-	-	6	6	0	0%
Surfing	Stand Up Paddle	-	-	-	5	-	-	5	5	0	0%
Tug of War	Tug of War	-	-	-	2	-	-	2	2	0	0%
Underwater Sports	Finswimming Pool	4	-	-	1	-	-	5	11	0	0%
	Free Diving (all apnoea subdisciplines)	2	-	-	-	-	-	2			
	Apnoea (all subdisciplines)	-	-	-	2	-	-	2			
	UW Orienteering	1	-	-	-	-	-	1			
	Finswimming Open Water	1	-	-	-	-	-	1			
Waterskiing	Wakeboard Boat	-	-	-	2	-	-	2	4	0	0%
	Tournament	-	-	-	2	-	-	2			
Totals		86	0	0	194	0	0	280	0	0%	

Table 45: hGH Biomarkers Tests Conducted in ARISF Sports/Disciplines (Blood)

Sports	Disciplines	IC			OOC			Sub Total	Total Samples	Total AAFs	% AAF
		Samples	ATF	AAF	Samples	ATF	AAF				
American Football	American Football	4	-	-	6	-	-	10	10	0	0%
Baseball / Softball	Baseball	12	-	-	11	-	-	23	31	0	0%
	Softball	2	-	-	6	-	-	8			
Cricket	Cricket	33	-	-	6	-	-	39	39	0	0%
DanceSport	DanceSport	-	-	-	2	-	-	2	2	0	0%
Floorball	Floorball	-	-	-	10	-	-	10	10	0	0%
Icestocksport	Icestocksport Distance	-	-	-	1	-	-	1	1	0	0%
Karate	Karate	5	-	-	30	-	-	35	35	0	0%
Kickboxing	Kickboxing	2	-	-	4	-	-	6	6	0	0%
Lifesaving	Lifesaving	1	-	-	-	-	-	1	1	0	0%
Muaythai	Muaythai	2	-	-	-	-	-	2	2	0	0%
Netball	Netball	-	-	-	2	-	-	2	2	0	0%
Roller Sports	Inline Speed Skating Distance greater than 1000m	2	-	-	4	-	-	6	17	0	0%
	Skateboarding	2	-	-	4	-	-	6			
	Inline Speed Skating Sprint 1000m or less	4	-	-	1	-	-	5			
Ski Mountaineering	Ski Mountaineering	-	-	-	19	-	-	19	19	0	0%
Sport Climbing	Combined	-	-	-	3	-	-	3	7	0	0%
	Speed	1	-	-	1	-	-	2			
	Boulder	2	-	-	-	-	-	2			
Squash	Squash	-	-	-	2	-	-	2	2	0	0%
Surfing	Stand Up Paddle	-	-	-	5	-	-	5	5	0	0%
Underwater Sports	Apnoea (all subdisciplines)	-	-	-	1	-	-	1	1	0	0%
Wushu	Sanda	1	-	-	-	-	-	1	1	0	0%
	Totals	73	0	0	118	0	0		191	0	0%

Table 46: HBOC Tests Conducted in ARISF Sports/Disciplines (Blood)

Sports	Disciplines	IC		OOC		Sub Total	Total Samples	Total AAFs	% AAF
		Samples	AAF	Samples	AAF				
American Football	American Football	-	-	5	-	5	5	0	0%
Baseball / Softball	Baseball	-	-	9	-	9	15	0	0%
	Softball	-	-	6	-	6			
Cricket	Cricket	-	-	3	-	3	3	0	0%
Karate	Karate	3	-	9	-	12	12	0	0%
Kickboxing	Kickboxing	2	-	-	-	2	2	0	0%
Lifesaving	Lifesaving	-	-	4	-	4	4	0	0%
Muaythai	Muaythai	1	-	2	-	3	3	0	0%
Orienteering	Orienteering	1	-	-	-	1	1	0	0%
Powerboating	Aquabike	1	-	-	-	1	1	0	0%
Ski Mountaineering	Ski Mountaineering	-	-	1	-	1	1	0	0%
Surfing	Stand Up Paddle	-	-	4	-	4	4	0	0%
Underwater Sports	Finswimming Pool	1	-	-	-	1	1	0	0%
Totals		9	0	43	0		52	0	0%

Table 47: HBT Tests Conducted in ARISF Sports/Disciplines (Blood)

Sports	Disciplines	IC		OOC		Sub Total	Total Samples	Total AAFs	% AAF
		Samples	AAF	Samples	AAF				
none	-	-	-	-	-	-	0	0	0%
Totals		0	0	0	0		0	0	0%

Table 48a: Steroid Esters Tests Conducted in ARISF Sports/Disciplines (Blood)

Sports	Disciplines	Blood				Sub Total	Total Samples	Total AAFs	% AAF
		IC Samples	IC AAF	OOC Samples	OOC AAF				
Cheer	Cheer	-	-	2	-	2	2	0	0%
Totals		0	0	2	0		2	0	0%

Table 48b: DBS Tests Conducted in ARISF Sports/Disciplines

Sports	Disciplines	DBS				Sub Total	Total Samples	Total AAFs	% AAF
		IC Samples	IC AAF	OOC Samples	OOC AAF				
Karate	Karate	-	-	6	-	6	6	0	0%
Kickboxing	Full Contact	1	-	-	-	1	17	0	0%
	K1 Rules	4	-	-	-	4			
	Kick Light	5	-	-	-	5			
	Light Contact	5	-	-	-	5			
	Point Fighting	2	-	-	-	2			
Roller Sports	Skateboarding	-	-	2	-	2	2	0	0%
Sport Climbing	Combined	-	-	1	-	1	2	0	0%
	Speed	-	-	1	-	1			
Totals		17	0	10	0		27	0	0%

Table 49: GC/C/IRMS Tests Conducted in AIMS Sports/Disciplines for Markers of the Steroid Profile (Urine)

Sports	Disciplines	IC		OOC		Sub Total	Total Samples	Total AAFs	% AAF
		Samples	AAF	Samples	AAF				
Arm Wrestling	Arm Wrestling	4	-	4	1	8	8	1	13%
Bodybuilding	Fitness	6	1	4	-	10	13	1	8%
	Bodybuilding	-	-	3	-	3			
Ju-Jitsu	Ju-Jitsu	8	1	3	-	11	11	0	0%
Kendo	Kendo	1	-	1	-	2	2	0	0%
Powerlifting	Powerlifting	42	8	19	1	61	64	11	17%
	Bench Press	3	2	-	-	3			
Sambo	Sambo	3	-	3	-	6	6	0	0%
Savate	Savate	-	-	2	-	2	2	0	0%
Teqball	Teqball	1	-	1	-	2	2	0	0%
Totals		68	12	40	2		108	13	12.0%

Table 50: GC/C/IRMS Tests Conducted in AIMS Sports/Disciplines for Other Targets (Urine)^a
19-norandrosterone

Sports	Disciplines	IC		OOC		Sub Total	Total Samples	Total AAFs	% AAF
		Samples	AAF	Samples	AAF				
None	-	-	-	-	-	-	0	0	n/a
Totals		0	0	0	0		0	0	n/a

boldenone

Sports	Disciplines	IC		OOC		Sub Total	Total Samples	Total AAFs	% AAF
		Samples	AAF	Samples	AAF				
Bodybuilding	Fitness	1	1	-	-	1	1	0	0%
Powerlifting	Powerlifting	5	-	-	-	5	5	0	0%
Sambo	Sambo	1	1	-	-	1	1	1	100%
Totals		7	2	0	0		7	1	14%

^a No GC/C/IRMS tests for formestane were recorded in ADAMS for AIMS Sports/Disciplines

Table 51: ERA Tests Conducted in AIMS Sports/Disciplines (Urine and Blood)*

Sports	Disciplines	Urine				Sub Total	Total Samples	Total AAFs	% AAF
		IC Samples	AAF	OOB Samples	AAF				
Arm Wrestling	Arm Wrestling	3	-	6	-	9	9	0	0%
Bodybuilding	Fitness	42	-	16	-	58	95	0	0%
	Bodybuilding	12	-	25	-	37			
Dragon Boat	Dragon Boat	-	-	6	-	6	6	0	0%
Fistball	Fistball	-	-	4	-	4	4	0	0%
Ju-Jitsu	Ju-Jitsu	19	-	18	-	37	37	0	0%
Kendo	Kendo	-	-	1	-	1	1	0	0%
Powerlifting	Powerlifting	83	-	52	-	135	139	0	0%
	Bench Press	1	-	1	-	2			
	Force Athletique	2	-	-	-	2			
Sambo	Sambo	36	-	19	-	55	55	0	0%
Savate	Savate	5	-	2	-	7	9	0	0%
	Savate Combat	-	-	1	-	1			
	Savate Assaut	1	-	-	-	1			
Teqball	Teqball	-	-	3	-	3	3	0	0%
Totals		204	0	154	0	358	0	0%	

Sports	Disciplines	Blood				Sub Total	Total Samples	Total AAFs	% AAF
		IC Samples	AAF	OOB Samples	AAF				
Bodybuilding	Fitness	1	-	-	-	1	1	0	0%
Powerlifting	Force Athletique	-	-	3	-	3	3	0	0%
Totals		1	0	3	0	4	0	0%	

Table 52: GHRF(GHS/GHRP) Tests Conducted in AIMS Sports/Disciplines (Urine)

Sports	Disciplines	IC		OOC		Sub Total	Total Samples	Total AAFs	% AAF
		Samples	AAF	Samples	AAF				
Arm Wrestling	Arm Wrestling	19	-	11	-	30	30	0	0%
Bodybuilding	Bodybuilding	68	-	60	-	128	236	0	0%
	Fitness	76	-	32	-	108			
Dragon Boat	Dragon Boat	-	-	3	-	3	3	0	0%
Fistball	Fistball	-	-	4	-	4	4	0	0%
Ju-Jitsu	Ju-Jitsu	19	-	27	-	46	46	0	0%
Kendo	Kendo	-	-	1	-	1	1	0	0%
Powerlifting	Powerlifting	445	1	374	-	819	868	1	0.1%
	Force Athletique	12	-	19	-	31			
	Bench Press	15	-	3	-	18			
Sambo	Sambo	39	-	33	-	72	72	0	0%
Savate	Savate	5	-	3	-	8	9	0	0%
	Savate Combat	-	-	1	-	1			
Teqball	Teqball	-	-	2	-	2	2	0	0%
Totals		698	1	573	0		1271	1	0.1%

Table 53: GHRF(GHRH) Tests Conducted in AIMS Sports/Disciplines (Urine)

Sports	Disciplines	IC		OOC		Sub Total	Total Samples	Total AAFs	% AAF
		Samples	AAF	Samples	AAF				
Bodybuilding	Bodybuilding	2	-	1	-	3	3	0	0%
Dragon Boat	Dragon Boat	-	-	1	-	1	1	0	0%
Ju-Jitsu	Ju-Jitsu	-	-	12	-	12	12	0	0%
Powerlifting	Powerlifting	16	-	19	-	35	36	0	0%
	Bench Press	1	-	-	-	1			
Sambo	Sambo	2	-	9	-	11	11	0	0%
Totals		21	0	42	0		63	0	0%

Table 54: GnRH Tests Conducted in AIMS Sports/Disciplines (Urine)

Sports	Disciplines	IC		OOC		Sub Total	Total Samples	Total AAFs	% AAF
		Samples	AAF	Samples	AAF				
Arm Wrestling	Arm Wrestling	10	-	6	-	16	16	0	0%
Bodybuilding	Fitness	48	-	5	-	53	88	0	0%
	Bodybuilding	17	-	18	-	35			
Dragon Boat	Dragon Boat	-	-	1	-	1	1	0	0%
Ju-Jitsu	Ju-Jitsu	10	-	23	-	33	33	0	0%
Powerlifting	Powerlifting	321	-	288	-	609	654	0	0%
	Force Athletique	9	-	19	-	28			
	Bench Press	14	-	3	-	17			
Sambo	Sambo	20	-	26	-	46	46	0	0%
Savate	Savate	5	-	2	-	7	8	0	0%
	Savate Combat	-	-	1	-	1			
Teqball	Teqball	-	-	1	-	1	1	0	0%
Totals		454	0	393	0		847	0	0%

Table 55: Insulins* Tests Conducted in AIMS Sports/Disciplines (Urine and Blood)

Sports	Disciplines	Urine				Sub Total	Total Samples	Total AAFs	% AAF
		IC Samples	AAF	OOB Samples	AAF				
Powerlifting	Bench Press	1	-	-	-	1	2	0	0%
	Powerlifting	-	-	1	-	1			
Totals		1	0	1	0		2	0	0%

* No Insulins Tests in Blood for AIMS Sports were recorded in ADAMS

Table 56: IGF-I Analogs* Tests Conducted in AIMS Sports/Disciplines (Urine and Blood)

Sports	Disciplines	Urine				Sub Total	Total Samples	Total AAFs	% AAF
		IC Samples	AAF	OOB Samples	AAF				
Powerlifting	Bench Press	1	-	-	-	1	2	0	0%
	Powerlifting	-	-	1	-	1			
Totals		1	0	1	0		2	0	0%

* No IGF-I Analogs Blood Tests in AIMS Sports/Disciplines were recorded in ADAMS

Table 57: hGH Isoforms Tests Conducted in AIMS Sports/Disciplines (Blood)

Sports	Disciplines	IC			OOC			Sub Total	Total Samples	Total AAFs	% AAF
		Samples	ATF	AAF	Samples	ATF	AAF				
Arm Wrestling	Arm Wrestling	-	-	-	1	-	-	1	1	0	0%
Bodybuilding	Fitness	41	-	-	24	-	-	65	99	0	0%
	Bodybuilding	11	-	-	23	-	-	34			
Fistball	Fistball	-	-	-	4	-	-	4	4	0	0%
Ju-Jitsu	Ju-Jitsu	-	-	-	7	-	-	7	7	0	0%
Powerlifting	Powerlifting	35	-	-	77	1	-	112	140	0	0%
	Force Athletique	2	-	-	14	-	-	16			
	Bench Press	12	-	-	-	-	-	12			
Sambo	Sambo	21	-	-	1	-	-	22	22	0	0%
Savate	Savate	2	-	-	1	-	-	3	4	0	0%
	Savate Assaut	1	-	-	-	-	-	1			
Totals		125	0	0	152	1	0		277	0	0%

Table 58: hGH Biomarkers Tests Conducted in AIMS Sports/Disciplines (Blood)

Sports	Disciplines	IC			OOC			Sub Total	Total Samples	Total AAFs	% AAF
		Samples	ATF	AAF	Samples	ATF	AAF				
Bodybuilding	Bodybuilding	15	-	-	4	-	-	19	21	0	0%
	Fitness	2	-	-	-	-	-	2			
Ju-Jitsu	Ju-Jitsu	2	-	-	-	-	-	2	2	0	0%
Powerlifting	Powerlifting	68	-	-	42	-	-	110	112	0	0%
	Bench Press	-	-	-	1	-	-	1			
	Force Athletique	-	-	-	1	-	-	1			
Sambo	Sambo	-	-	-	6	-	-	6	6	0	0%
Totals		87	0	0	54	0	0		141	0	0%

Table 59: HBOC Tests Conducted in AIMS Sports/Disciplines (Blood)

Sports	Disciplines	IC		OOC		Sub Total	Total Samples	Total AAFs	% AAF
		Samples	AAF	Samples	AAF				
Bodybuilding	Fitness	34	-	-	-	34	39	0	0%
	Bodybuilding	4	-	1	-	5			
Powerlifting	Powerlifting	62	-	39	-	101	115	0	0%
	Force Athletique	-	-	14	-	14			
Sambo	Sambo	3	-	6	-	9	9	0	0%
Savate	Savate	-	-	1	-	1	1	0	0%
Totals		103	0	61	0		164	0	0%

Table 60: HBT Tests Conducted in AIMS Sports/Disciplines (Blood)

Sports	Disciplines	IC		OOC		Sub Total	Total Samples	Total AAFs	% AAF
		Samples	AAF	Samples	AAF				
none	-	-	-	-	-	-	0	0	0%
Totals		0	0	0	0		0	0	0%

Table 61a: Steroid Esters Tests Conducted in ARISF Sports/Disciplines (Blood)

Sports	Disciplines	Blood				Sub Total	Total Samples	Total AAFs	% AAF
		IC		OOC					
		Samples	AAF	Samples	AAF				
Arm Wrestling	Arm Wrestling	-	-	1	-	1	1	0	0%
Bodybuilding	Fitness	-	-	3	2	3	3	2	0%
Powerlifting	Powerlifting	-	-	1	-	1	1	0	0%
Totals		0	0	5	2		5	2	40%

Table 61b: DBS Tests Conducted in ARISF Sports/Disciplines

Sports	Disciplines	DBS				Sub Total	Total Samples	Total AAFs	% AAF
		IC		OOC					
		Samples	AAF	Samples	AAF				
Powerlifting	Powerlifting	-	-	1	-	1	1	0	0%
Totals		0	0	1	0		1	0	0%

Table 62: GC/C/IRMS Tests Conducted in Paralympic Sports/Disciplines for Markers of the Steroid Profile (Urine)

Sports	Disciplines	IC Samples	IC AAF	OOC Samples	OOC AAF	Sub Total	Total Samples	Total AAFs	% AAF
Para-Alpine Skiing	Para-Alpine Skiing	-	-	11	-	11	11	0	0%
	Running Sprints 400m or less All Classes	15	-	23	-	38			
Para-Athletics	Standing Throws All Classes	7	-	14	1	21			
	Jumping - All Classes	7	1	9	-	16			
	Seated Throws - Classes: F54-F57	3	-	9	-	12	114	3	3%
	Seated Throws - Classes: F31-F34/F51-F53	7	-	3	1	10			
	Wheelchair Racing - All Distances All Classes	3	-	6	-	9			
	Running Middle Distance 800m - 1500m All Classes	4	-	2	-	6			
	Running Endurance - greater than 1500m All Classes	-	-	2	-	2			
Para-Ice Hockey	Para-Ice Hockey	1	-	4	-	5	5	0	0%
Para-Nordic Skiing	Para-Biathlon	-	-	4	-	4			
	Para-Cross Country Skiing Sprint/Short Distance	-	-	1	-	1	7	0	0%
	Para-Nordic Skiing	1	-	-	-	1			
	Para-Cross Country Skiing Middle/Long Distance	-	-	1	-	1			
Para-Powerlifting	Para-Powerlifting	13	1	28	-	41	41	1	2%
Para-Swimming	Classes: S10/SB9/SM10 - S14/SB14	10	-	13	-	23			
	Classes: S4/SB4/SM4 - S9/SB8/SM9	3	-	7	-	10	39	0	0%
	Classes: S1/SB1/SM1 - S3/SB3/SM3	1	-	5	-	6			
Shooting Para Sport	Shooting Para Sport	2	-	4	1	6	6	1	17%
Totals		77	2	146	3		223	3	1%

Table 63: GC/C/IRMS Tests Conducted in Paralympic Sports/Disciplines for Other Targets (Urine)*
19-norandrosterone

Sports	Disciplines	IC Samples	IC AAF	OOC Samples	OOC AAF	Sub Total	Total Samples	Total AAFs	% AAF
None	-	-	-	-	-	-	0	0	n/a
Totals		0	0	0	0		0	0	n/a

boldenone

Sports	Disciplines	IC Samples	IC AAF	OOC Samples	OOC AAF	Sub Total	Total Samples	Total AAFs	% AAF
Para-Athletics	Standing Throws All Classes	2	-	3	-	5			
	Seated Throws - Classes: F31-F34/F51-F53	1	-	-	-	1	7	0	0%
	Wheelchair Racing - All Distances All Classes	-	-	1	-	1			
Para-Powerlifting	Para-Powerlifting	3	-	-	-	3	3	0	0%
Totals		6	0	4	0		10	0	0%

* No GC/C/IRMS tests for formestane were recorded in ADAMS for Paralympic Sports/Disciplines

Table 64: ERA Tests Conducted in Paralympic Sports/Disciplines (Urine and Blood)

		Urine							
Sports	Disciplines	IC		OOC		Sub Total	Total Samples	Total AAFs	% AAF
		Samples	AAF	Samples	AAF				
Para-Alpine Skiing	Para-Alpine Skiing	3	-	19	-	22	22	0	0%
	Running Sprints 400m or less All Classes	35	-	130	-	165			
	Wheelchair Racing - All Distances All Classes	37	-	121	-	158			
	Running Middle Distance 800m - 1500m All Classes	34	-	119	-	153			
	Running Endurance - greater than 1500m All Classes	25	-	62	-	87			
Para-Athletics	Standing Throws All Classes	8	-	59	-	67	719	0	0%
	Jumping - All Classes	14	-	35	-	49			
	Seated Throws - Classes: F54-F57	9	-	10	-	19			
	Seated Throws - Classes: F31-F34/F51-F53	4	-	14	-	18			
	Long Distance 3000m and greater	-	-	2	-	2			
	IPC Middle Distance 800-1500m	-	-	1	-	1			
Para-Biathlon	Para-Biathlon	5	-	13	-	18	18	0	0%
Para-Ice Hockey	Para-Ice Hockey	9	-	9	-	18	18	0	0%
	Para-Nordic Skiing	9	-	97	-	106			
Para-Nordic Skiing	Para-Biathlon	-	-	43	-	43	194	0	0%
	Para-Cross Country Skiing Middle/Long Distance	11	-	22	-	33			
	Para-Cross Country Skiing Sprint/Short Distance	5	-	7	-	12			
Para-Powerlifting	Para-Powerlifting	19	-	79	-	98	98	0	0%
Para-Snowboard	Para-Snowboard	3	-	13	-	16	16	0	0%
	Classes: S10/SB9/SM10 - S14/SB14	81	-	198	-	279			
Para-Swimming	Classes: S4/SB4/SM4 – S9/SB8/SM9	74	-	189	-	263	577	0	0%
	Classes: S1/SB1/SM1 - S3/SB3/SM3	7	-	26	-	33			
	Para-Swimming	-	-	1	-	1			
Aquatics	IPC Swimming Sprint 100m or less	-	-	1	-	1			
Shooting Para Sport	Shooting Para Sport	-	-	3	-	3	3	0	0%
	Totals	392	0	1273	0		1,665	0	0%

		Blood							
Sports	Disciplines	IC		OOC		Sub Total	Total Samples	Total AAFs	% AAF
		Samples	AAF	Samples	AAF				
Para-Alpine Skiing	Para-Alpine Skiing	-	-	3	-	3	3	0	0%
	Jumping - All Classes	-	-	1	-	1			
	Running Endurance - greater than 1500m All Classes	-	-	7	-	7			
Para-Athletics	Running Middle Distance 800m - 1500m All Classes	-	-	1	-	1	24	0	0%
	Running Sprints 400m or less All Classes	-	-	7	-	7			
	Standing Throws All Classes	-	-	2	-	2			
	Wheelchair Racing - All Distances All Classes	-	-	6	-	6			
Para-Nordic Skiing	-Cross Country Skiing Middle/Long Distance	-	-	4	-	4	10	0	0%
	Para-Nordic Skiing	-	-	6	-	6			
Para-Powerlifting	Para-Powerlifting	-	-	4	-	4	4	0	0%
Para-Swimming	Classes: S10/SB9/SM10 - S14/SB14	1	-	5	-	6	17	0	0%
	Classes: S4/SB4/SM4 – S9/SB8/SM9	2	-	9	-	11			
	Totals	3	0	55	0		58	0	0%

Table 65: GHRF(GHS/GHRP) Tests Conducted in Paralympic Sports/Disciplines (Urine)

Sports	Disciplines	IC		OOC		Sub Total	Total Samples	Total AAFs	% AAF
		Samples	AAF	Samples	AAF				
Para-Alpine Skiing	Para-Alpine Skiing	2	-	46	-	48	48	0	0%
	Running Sprints 400m or less All Classes	172	-	300	-	472			
	Standing Throws All Classes	101	-	180	-	281			
	Jumping - All Classes	75	-	98	-	173			
Para-Athletics	Wheelchair Racing - All Distances All Classes	46	-	107	-	153	1465	0	0%
	Running Middle Distance 800m - 1500m All Classes	38	-	103	-	141			
	Seated Throws - Classes: F54-F57	34	-	58	-	92			
	Seated Throws - Classes: F31-F34/F51-F53	39	-	50	-	89			
	Running Endurance - greater than 1500m All Classes	19	-	45	-	64			
Para-Biathlon	Para-Biathlon	2	-	12	-	14	14	0	0%
Para-Ice Hockey	Para-Ice Hockey	8	-	26	-	34	34	0	0%
Para-Nordic Skiing	Para-Nordic Skiing	7	-	78	-	85	128	0	0%
	Para-Cross Country Skiing Middle/Long Distance	9	-	16	-	25			
	Para-Biathlon	-	-	15	-	15			
	Para-Cross Country Skiing Sprint/Short Distance	-	-	3	-	3			
Para-Powerlifting	Para-Powerlifting	175	-	390	-	565	566	0	0%
Powerlifting	IPC Powerlifting	-	-	1	-	1			
Para-Snowboard	Para-Snowboard	2	-	24	-	26	26	0	0%
Para-Swimming	Classes: S4/SB4/SM4 – S9/SB8/SM9	138	-	196	-	334	702	0	0%
	Classes: S10/SB9/SM10 - S14/SB14	150	-	177	-	327			
	Classes: S1/SB1/SM1 - S3/SB3/SM3	12	-	27	-	39			
	Sprint 100m or less	-	-	1	-	1			
	Para-Swimming	-	-	1	-	1			
Shooting Para Sport	Shooting Para Sport	27	-	16	-	43	43	0	0%
Totals		1056	0	1970	0		3,026	0	0%

Table 66: GHRF(GHRH) Tests Conducted in Paralympic Sports/Disciplines (Urine)

Sports	Disciplines	IC		OOC		Sub Total	Total Samples	Total AAFs	% AAF
		Samples	AAF	Samples	AAF				
Para-Alpine Skiing	Para-Alpine Skiing	-	-	9	-	9	9	0	0%
	Running Sprints 400m or less All Classes	7	-	36	-	43			
	Standing Throws All Classes	-	-	18	-	18			
	Running Middle Distance 800m - 1500m All Classes	-	-	6	-	6			
Para-Athletics	Jumping - All Classes	-	-	6	-	6	90	0	0%
	Wheelchair Racing - All Distances All Classes	-	-	5	-	5			
	Seated Throws - Classes: F54-F57	-	-	5	-	5			
	Running Endurance - greater than 1500m All Classes	-	-	4	-	4			
	Seated Throws - Classes: F31-F34/F51-F53	-	-	3	-	3			
	Para-Ice Hockey	Para-Ice Hockey	-	-	14	-			
Para-Nordic Skiing	Para-Nordic Skiing	-	-	1	-	1	1	0	0%
Para-Powerlifting	Para-Powerlifting	7	-	32	-	39	40	0	0%
	IPC Powerlifting	-	-	1	-	1			
Para-Snowboard	Para-Snowboard	-	-	7	-	7	7	0	0%
Para-Swimming	Classes: S10/SB9/SM10 - S14/SB14	25	-	21	-	46	93	0	0%
	Classes: S4/SB4/SM4 – S9/SB8/SM9	29	-	17	-	46			
	Para-Swimming	-	-	1	-	1			
Shooting Para Sport	Shooting Para Sport	-	-	7	-	7	7	0	0%
Totals		68	0	193	0		261	0	0%

Table 67: GnRH Tests Conducted in Paralympic Sports/Disciplines (Urine)

Sports	Disciplines	IC		OOC		Sub Total	Total Samples	Total AAFs	% AAF
		Samples	AAF	Samples	AAF				
Para-Alpine Skiing	Para-Alpine Skiing	2	-	28	-	30	30	0	0%
	Running Sprints 400m or less All Classes	69	-	186	-	255			
Para-Athletics	Standing Throws All Classes	51	-	121	-	172			
	Jumping - All Classes	37	-	49	-	86			
	Wheelchair Racing - All Distances All Classes	21	-	65	-	86	830	0	0%
	Running Middle Distance 800m - 1500m All Classes	15	-	68	-	83			
	Seated Throws - Classes: F31-F34/F51-F53	23	-	30	-	53			
	Seated Throws - Classes: F54-F57	17	-	34	-	51			
	Running Endurance - greater than 1500m All Classes	10	-	34	-	44			
Para-Biathlon	Para-Biathlon	2	-	12	-	14	14	0	0%
Para-Ice Hockey	Para-Ice Hockey	6	-	15	-	21	21	0	0%
	Para-Nordic Skiing	7	-	67	-	74			
Para-Nordic Skiing	Para-Cross Country Skiing Middle/Long Distance	7	-	6	-	13	102	0	0%
	Para-Biathlon	-	-	12	-	12			
	Para-Cross Country Skiing Sprint/Short Distance	-	-	3	-	3			
Para-Powerlifting	Para-Powerlifting	111	-	236	-	347	348	0	0%
Powerlifting	IPC Powerlifting	-	-	1	-	1			
Para-Snowboard	Para-Snowboard	2	-	11	-	13	13	0	0%
Para-Swimming	Classes: S10/SB9/SM10 - S14/SB14	97	-	124	-	221			
	Classes: S4/SB4/SM4 – S9/SB8/SM9	93	-	118	-	211	459	0	0%
	Classes: S1/SB1/SM1 - S3/SB3/SM3	9	-	17	-	26			
	Para-Swimming	-	-	1	-	1			
Shooting Para Sport	Shooting Para Sport	18	-	9	-	27	27	0	0%
Totals		597	0	1247	0		1,844	0	0%

Table 68: Insulins* Tests Conducted in Paralympic Sports/Disciplines (Urine and Blood)

		Urine							
Sports	Disciplines	IC		OOC		Sub Total	Total Samples	Total AAFs	% AAF
		Samples	AAF	Samples	AAF				
None	-	-	-	-	-	-	0	0	n/a
Totals		0	0	0	0		0	0	n/a

* No Insulins Blood Tests in Paralympic Sports/Disciplines were recorded in ADAMS

Table 69: IGF-I Analogs* Tests Conducted in Paralympic Sports/Disciplines (Urine and Blood)

		Urine							
Sports	Disciplines	IC		OOC		Sub Total	Total Samples	Total AAFs	% AAF
		Samples	AAF	Samples	AAF				
None	-	-	-	-	-	-	0	0	n/a
Totals		0	0	0	0		0	0	n/a

* No IGF-I Analogs Blood Tests in Paralympic Sports/Disciplines were recorded in ADAMS

Table 70: hGH Isoforms Tests Conducted in Paralympic Sports/Disciplines (Blood)

Sports	Disciplines	IC			OOC			Sub Total	Total Samples	Total AAFs	% AAF
		Samples	ATF	AAF	Samples	ATF	AAF				
Athletics	IPC Middle Distance 800-1500m	-	-	-	1	-	-	1	1	0	0%
Para-Alpine Skiing	Para-Alpine Skiing	-	-	-	7	-	-	7	7	0	0%
Para-Athletics	Running Sprints 400m or less All Classes	18	-	-	49	-	-	67	201	0	0%
	Standing Throws All Classes	5	-	-	45	-	-	50			
	Wheelchair Racing - All Distances All Classes	4	-	-	20	-	-	24			
	Running Middle Distance 800m - 1500m All Classes	-	-	-	17	-	-	17			
	Seated Throws - Classes: F54-F57	1	-	-	12	-	-	13			
	Running Endurance - greater than 1500m All Classes	1	-	-	12	-	-	13			
	Jumping - All Classes	-	-	-	9	-	-	9			
Seated Throws - Classes: F31-F34/F51-F53	-	-	-	8	-	-	8				
Para-Ice Hockey	Para-Ice Hockey	-	-	-	3	-	-	3	3	0	0%
Para-Nordic Skiing	Para-Nordic Skiing	-	-	-	9	-	-	9	18	0	0%
	Para-Biathlon	-	-	-	5	-	-	5			
	Para-Cross Country Skiing Middle/Long Distance	-	-	-	4	-	-	4			
Para-Powerlifting	Para-Powerlifting	11	-	-	115	-	-	126	126	0	0%
Para-Swimming	Classes: S10/SB9/SM10 - S14/SB14	9	-	-	39	-	-	48	88	0	0%
	Classes: S4/SB4/SM4 - S9/SB8/SM9	5	-	-	27	-	-	32			
	Classes: S1/SB1/SM1 - S3/SB3/SM3	2	-	-	5	-	-	7			
Aquatics	IPC Swimming Sprint 100m or less	-	-	-	1	-	-	1			
Totals		56	0	0	388	0	0	444	444	0	0%

Table 71: hGH Biomarkers Tests Conducted in Paralympic Sports/Disciplines (Blood)

Sports	Disciplines	IC			OOC			Sub Total	Total Samples	Total AAFs	% AAF
		Samples	ATF	AAF	Samples	ATF	AAF				
Para-Alpine Skiing	Para-Alpine Skiing	-	-	-	3	-	-	3	3	0	0%
Para-Athletics	Running Sprints 400m or less All Classes	2	-	-	15	-	-	17	59	0	0%
	Wheelchair Racing - All Distances All Classes	-	-	-	13	-	-	13			
	Running Endurance - greater than 1500m All Classes	1	-	-	8	-	-	9			
	Standing Throws All Classes	-	-	-	7	-	-	7			
	Jumping - All Classes	1	-	-	6	-	-	7			
	Running Middle Distance 800m - 1500m All Classes	1	-	-	4	-	-	5			
	Seated Throws - Classes: F31-F34/F51-F53	1	-	-	-	-	-	1			
Para-Ice Hockey	Para-Ice Hockey	2	-	-	-	-	-	2	2	0	0%
Para-Nordic Skiing	Para-Nordic Skiing	-	-	-	9	-	-	9	11	0	0%
	Para-Cross Country Skiing Middle/Long Distance	-	-	-	2	-	-	2			
Para-Powerlifting	Para-Powerlifting	6	-	-	15	-	-	21	21	0	0%
Para-Swimming	Classes: S10/SB9/SM10 - S14/SB14	3	-	-	14	-	-	17	36	0	0%
	Classes: S4/SB4/SM4 - S9/SB8/SM9	3	-	-	13	-	-	16			
	Classes: S1/SB1/SM1 - S3/SB3/SM3	-	-	-	3	-	-	3			
Totals		20	0	0	112	0	0	132	132	0	0%

Table 72: HBOC Tests Conducted in Paralympic Sports/Disciplines (Blood)

Sports	Disciplines	IC		OOC		Sub Total	Total Samples	Total AAFs	% AAF
		Samples	AAF	Samples	AAF				
Para-Athletics	Standing Throws All Classes	2	-	6	-	8	25	0	0%
	Running Sprints 400m or less All Classes	-	-	7	-	7			
	Running Middle Distance 800m - 1500m All Classes	2	-	2	-	4			
	Jumping - All Classes	-	-	4	-	4			
	Seated Throws - Classes: F54-F57	-	-	1	-	1			
	Seated Throws - Classes: F31-F34/F51-F53	-	-	1	-	1			
Para-Nordic Skiing	Para-Biathlon	-	-	1	-	1	1	0	0%
Para-Powerlifting	Para-Powerlifting	-	-	7	-	7	7	0	0%
Para-Swimming	Classes: S10/SB9/SM10 - S14/SB14	4	-	7	-	11	11	0	0%
	Totals	8	0	36	0		44	0	0%

Table 73: HBT Tests Conducted in Paralympic Sports/Disciplines (Blood)

Sports	Disciplines	IC		OOC		Sub Total	Total Samples	Total AAFs	% AAF
		Samples	AAF	Samples	AAF				
Para-Athletics	Running Middle Distance 800m - 1500m All Classes	1	-	7	-	8	15	0	0%
	Wheelchair Racing - All Distances All Classes	-	-	4	-	4			
	Running Endurance - greater than 1500m All Classes	-	-	3	-	3			
	Totals	1	0	14	0		15	0	0%

Table 74a: Steroid Ester Tests Conducted in Paralympic Sports/Disciplines (Blood)

Sports	Disciplines	Blood				Sub Total	Total Samples	Total AAFs	% AAF
		IC Samples	AAF	OOC Samples	AAF				
none	-	-	-	-	-	0	0	0%	
	Totals	0	0	0	0	0	0	0%	

Table 74b: DBS Tests Conducted in Paralympic Sports/Disciplines

Sports	Disciplines	DBS				Sub Total	Total Samples	Total AAFs	% AAF
		IC Samples	AAF	OOC Samples	AAF				
none	-	-	-	-	-	0	0	0%	
	Totals	0	0	0	0	0	0	0%	

Table 75: GC/C/IRMS Tests Conducted in Sports for Athletes with an Impairment for Markers of the Steroid Profile (Urine)

Sports	Disciplines	IC		OOC		Sub Total	Total Samples	Total AAFs	% AAF
		Samples	AAF	Samples	AAF				
Archery	Para-Archery**	2	-	2	-	4	4	0	0%
Athletics	CISS Middle Distance 800-1500m	-	-	1	-	1	1	0	0%
Badminton	Para-Badminton**	-	-	2	-	2	2	0	0%
Basketball	Wheelchair Basketball	-	-	5	-	5	6	0	0%
	CISS Basketball	1	-	-	-	1			
Boccia	Para-Boccia	1	-	-	-	1	1	0	0%
Canoe	Para-Canoe**	1	-	1	-	2	2	0	0%
Cycling	Para-Cycling **	2	-	6	-	8	15	0	0%
	Para-Cycling Road **	2	-	5	-	7			
Equestrian	Para-Equestrian**	-	-	1	-	1	1	0	0%
Fencing	Wheelchair Fencing	-	-	1	-	1	1	0	0%
Football	CISS Football	1	-	-	-	1	1	0	0%
Football 5-a-Side	Para-Football 5-a-side	1	-	-	-	1	1	0	0%
Football 7-a-Side	Para-Football 7-a-side	-	-	1	-	1	1	0	0%
Goalball	Goalball	-	-	5	-	5	5	0	0%
Judo	Para-Judo**	2	-	5	-	7	7	0	0%
ParaVolley	ParaVolley Sitting	-	-	15	-	15	15	0	0%
Rowing	Para-Rowing**	1	-	4	-	5	5	0	0%
Rugby Union	Wheelchair Rugby	1	-	1	-	2	2	0	0%
Table Tennis	Para-Table Tennis**	5	-	12	1	17	17	1	6%
Taekwondo	Para-Taekwondo-Kyorigi**	2	-	1	-	3	3	0	0%
Tennis	Wheelchair Tennis**	3	-	4	-	7	7	0	0%
Triathlon	Para-Triathlon**	3	-	2	-	5	5	0	0%
Totals		28	0	74	1		102	1	1%

Table 76: GC/C/IRMS Tests Conducted in Sports for Athletes with an Impairment for Other Targets (Urine)*
boldenone

Sports	Disciplines	IC		OOC		Sub Total	Total Samples	Total AAFs	% AAF
		Samples	AAF	Samples	AAF				
Basketball	Wheelchair Basketball	-	-	1	-	1	1	0	0%
Judo	Para-Judo	1	-	-	-	1	1	0	0%
Totals		1	0	1	0		2	0	0%

formestane

Sports	Disciplines	IC		OOC		Sub Total	Total Samples	Total AAFs	% AAF
		Samples	AAF	Samples	AAF				
Basketball	Wheelchair Basketball	-	-	1	-	1	1	0	0%
Totals		0	0	1	0		1	0	0%

* No GC/C/IRMS tests for 19-norandrosterone were recorded in ADAMS for Sports for Athletes with an Impairment

** Sports and disciplines under the governance of the respective ASOIF and AIOWF IFs.

Table 77: ERA Tests Conducted in Sports for Athletes with an Impairment (Urine and Blood)

		Urine							
Sports	Disciplines	IC Samples	AAF	OOB Samples	AAF	Sub Total	Total Samples	Total AAFs	% AAF
Aquatics	CISS Swimming Middle Distance 200-400m	4	-	-	-	4	10	0	0%
	CISS Swimming Sprint 100m or less	2	-	1	-	3			
	CISS Swimming Long Distance 800m and greater	2	-	-	-	2			
	IBSA Swimming	1	-	-	-	1			
Archery	Para-Archery**	-	-	7	-	7	7	0	0%
Archery	Para-Arm Wrestling	-	-	1	-	1	1	0	0%
Athletics	CISS Long Distance 3000m and greater	5	-	4	-	9	26	1	4%
	INAS Long Distance 3000m and greater	6	-	2	1	8			
	CISS Sprint 400m or less	-	-	5	-	5			
	CISS Middle Distance 800-1500m	1	-	3	-	4			
Badminton	Para-Badminton**	5	-	28	-	33	33	0	0%
Basketball	Wheelchair Basketball	3	-	61	-	64	66	0	0%
	CISS Basketball	2	-	-	-	2			
Bobsleigh	Para-Bobsleigh**	1	-	-	-	1	1	0	0%
Boccia	Para-Boccia	-	-	3	-	3	3	0	0%
Canoe	Para-Canoe**	3	-	73	-	76	76	0	0%
	Para-Cycling**	33	-	212	-	245			
Cycling	Para-Cycling Road**	34	2	148	3	182	466	5	1%
	Para-Cycling Track Sprint**	3	-	20	-	23			
	Para-Cycling Track Endurance**	1	-	12	-	13			
	INAS Cycling Road	-	-	2	-	2			
	CISS Mountain Bike	-	-	1	-	1			
Equestrian	Para-Equestrian**	-	-	2	-	2	2	0	0%
Fencing	Wheelchair Fencing	3	-	18	-	21	21	0	0%
Football	CISS Football	3	-	-	-	3	4	0	0%
	INAS Football	-	-	1	-	1			
Football 5-a-Side	Para-Football 5-a-side	5	-	16	-	21	21	0	0%
Goalball	Goalball	7	-	28	-	35	35	0	0%
Handball	Wheelchair Handball	1	-	-	-	1	1	0	0%
Judo	Para-Judo**	14	-	51	-	65	65	0	0%
Karate	CISS Karate	1	-	-	-	1	1	0	0%
ParaVolley	ParaVolley Sitting	4	-	31	-	35	35	0	0%
Rowing	Para-Rowing**	19	-	135	-	154	155	0	0%
	INAS Rowing	-	-	1	-	1			
Rugby Union	Wheelchair Rugby	1	-	10	-	11	11	0	0%
Sailing	Para-Sailing	1	-	-	-	1	1	0	0%
Sport Climbing	Para-Climbing	1	-	-	-	1	1	0	0%
Table Tennis	Para-Table Tennis**	9	-	43	-	52	52	0	0%
Athletics	Para-Taekwondo-Kyorugi**	8	-	27	-	35	40	0	0%
	Para-Taekwondo Poomsae**	-	-	4	-	4			
	CISS Taekwondo	1	-	-	-	1			
Tennis	Wheelchair Tennis**	10	-	72	-	82	82	0	0%
Triathlon	Para-Triathlon**	61	-	112	-	173	173	0	0%
Wrestling	CISS Greco-Roman Wrestling	-	-	2	-	2	2	0	0%
Totals		255	2	1136	4		1391	6	0%

Table 77: ERA Tests Conducted in Sports for Athletes with an Impairment (Urine and Blood) - continued

		Blood							
Sports	Disciplines	IC		OOC		Sub Total	Total Samples	Total AAFs	% AAF
		Samples	AAF	Samples	AAF				
Athletics	CISS Middle Distance 800-1500m	-	-	1	-	1	2	1	50%
	INAS Long Distance 3000m and greater	-	-	1	1	1			
Basketball	Wheelchair Basketball	-	-	3	-	3	3	0	0%
Canoe	Para-Canoe**	-	-	1	-	1	1	0	0%
Cycling	Para-Cycling**	1	-	14	-	15	36	0	0%
	Para-Cycling Road**	2	-	15	-	17			
	Para-Cycling Track Endurance**	-	-	2	-	2			
	Para-Cycling Track Sprint**	-	-	2	-	2			
Rowing	Para-Rowing**	2	-	3	-	5	5	0	0%
Tennis	Wheelchair Tennis**	-	-	4	-	4	4	0	0%
Triathlon	Para-Triathlon**	-	-	11	-	11	11	0	0%
Totals		5	0	57	1		62	1	2%

** Sports and disciplines under the governance of the respective ASOIF and AIOWF IFs.

Table 78: GHRF(GHS/GHRP) Tests Conducted in Sports for Athletes with an Impairment (Urine)

Sports		IC		OOC		Sub Total	Total Samples	Total AAFs	% AAF
		Samples	AAF	Samples	AAF				
Aquatics	CISS Swimming Sprint 100m or less	-	-	1	-	1			
	CISS Swimming Long Distance 800m and greater	1	-	-	-	1	3	0	0%
	CISS Swimming Middle Distance 200-400m	1	-	-	-	1			
Archery	Para-Archery**	30	-	18	-	48	48	0	0%
Arm Wrestling	Para-Arm Wrestling	-	-	1	-	1	1	0	0%
Athletics	CISS Middle Distance 800-1500m	1	-	6	-	7			
	INAS Long Distance 3000m and greater	6	-	1	-	7			
	CISS Sprint 400m or less	-	-	3	-	3			
	CISS Long Distance 3000m and greater	-	-	2	-	2	22	0	0%
	INAS Middle Distance 800-1500m	1	-	-	-	1			
	CISS Combined Events	-	-	1	-	1			
Badminton	CISS Throws	-	-	1	-	1			
	Para-Badminton**	34	-	36	-	70	70	0	0%
Basketball	Wheelchair Basketball	50	-	145	-	195	196	0	0%
	CISS Basketball	1	-	-	-	1			
Bobsleigh	Para-Bobsleigh**	1	-	-	-	1	1	0	0%
Boccia	Para-Boccia	11	-	4	-	15	15	0	0%
Canoe	Para-Canoe**	28	-	68	-	96	96	0	0%
Curling	Wheelchair Curling	8	-	7	-	15	15	0	0%
Cycling	Para-Cycling**	41	-	152	-	193			
	Para-Cycling Road**	40	-	153	-	193	419	0	0%
	Para-Cycling Track Sprint**	1	-	24	-	25			
	Para-Cycling Track Endurance**	2	-	6	-	8			
Equestrian	Para-Equestrian**	4	-	9	-	13	13	0	0%
Fencing	Wheelchair Fencing	21	-	23	-	44	44	0	0%
Football	CISS Football	2	-	-	-	2	2	0	0%
Football 5-a-Side	Para-Football 5-a-side	29	-	21	-	50	50	0	0%
Football 7-a-Side	Para-Football 7-a-side	-	-	11	-	11	11	0	0%
Goalball	Goalball	33	-	51	-	84	84	0	0%
Handball	Wheelchair Handball	2	-	-	-	2	2	0	0%
Judo	Para-Judo**	71	-	101	-	172	172	0	0%
Karate	CISS Karate	2	-	-	-	2	2	0	0%
Orienteering	CISS Orienteering	2	-	-	-	2	2	0	0%
ParaVolley	ParaVolley Sitting	26	-	68	-	94	95	0	0%
	ParaVolley	1	-	-	-	1			
Rowing	Para-Rowing**	40	-	119	-	159	159	0	0%
Rugby Union	Wheelchair Rugby	19	-	42	-	61	61	0	0%
Table Tennis	Para-Table Tennis**	59	-	57	-	116	116	0	0%
Taekwondo	Para-Taekwondo-Kyorugi**	19	-	60	-	79			
	Para-Taekwondo Poomsae**	-	-	4	-	4	84	0	0%
	CISS Taekwondo	1	-	-	-	1			
Tennis	Wheelchair Tennis**	71	-	116	-	187	187	0	0%
Triathlon	Para-Triathlon**	42	-	111	-	153	153	0	0%
Wrestling	CISS Greco-Roman Wrestling	-	-	2	-	2	2	0	0%
Totals		701	0	1424	0		2,125	0	0%

** Sports and disciplines under the governance of the respective ASOIF and AIOFW IFs.

Table 79: GHRF(GHRH) Tests Conducted in Sports for Athletes with an Impairment (Urine)

Sports	Disciplines	IC		OOC		Sub Total	Total Samples	Total AAFs	% AAF
		Samples	AAF	Samples	AAF				
Archery	Para-Archery**	-	-	9	-	9	9	0	0%
Basketball	Wheelchair Basketball	-	-	20	-	20	20	0	0%
Boccia	Para-Boccia	-	-	1	-	1	1	0	0%
Canoe	Para-Canoe**	-	-	1	-	1	1	0	0%
Curling	Wheelchair Curling	8	-	1	-	9	9	0	0%
Cycling	Para-Cycling Road**	34	-	18	-	52	66	0	0%
	Para-Cycling**	1	-	13	-	14			
Equestrian	Para-Equestrian**	-	-	4	-	4	4	0	0%
Fencing	Wheelchair Fencing	-	-	2	-	2	2	0	0%
Football 7-a-Side	Para-Football 7-a-side	-	-	8	-	8	8	0	0%
Goalball	Goalball	-	-	6	-	6	6	0	0%
Judo	Para-Judo**	-	-	3	-	3	3	0	0%
ParaVolley	ParaVolley Sitting	-	-	9	-	9	9	0	0%
Rowing	Para-Rowing**	5	-	32	-	37	37	0	0%
Rugby Union	Wheelchair Rugby	-	-	8	-	8	8	0	0%
Table Tennis	Para-Table Tennis**	-	-	7	-	7	7	0	0%
Taekwondo	Para-Taekwondo-Kyorugi**	1	-	1	-	2	2	0	0%
Tennis	Wheelchair Tennis**	-	-	6	-	6	6	0	0%
Triathlon	Para-Triathlon**	2	-	18	-	20	20	0	0%
Totals		51	0	167	0		218	0	0%

** Sports and disciplines under the governance of the respective ASOIF and AIOWF IFs.

Table 80: GnRH Tests Conducted in Sports for Athletes with an Impairment (Urine)

Sports	Disciplines	IC		OOC		Sub Total	Total Samples	Total AAFs	% AAF
		Samples	AAF	Samples	AAF				
Aquatics	CISS Swimming Long Distance 800m and greater	1	-	-	-	1	2	0	0%
	CISS Swimming Middle Distance 200-400m	1	-	-	-	1			
Archery	Para-Archery**	9	-	11	-	20	20	0	0%
Athletics	INAS Long Distance 3000m and greater	6	-	1	-	7	18	0	0%
	CISS Middle Distance 800-1500m	1	-	6	-	7			
	CISS Long Distance 3000m and greater	-	-	2	-	2			
	INAS Middle Distance 800-1500m	1	-	-	-	1			
	CISS Combined Events	-	-	1	-	1			
Badminton	Para-Badminton**	19	-	14	-	33	33	0	0%
Basketball	Wheelchair Basketball	26	-	85	-	111	112	0	0%
	CISS Basketball	1	-	-	-	1			
Bobsleigh	Para-Bobsleigh**	1	-	-	-	1	1	0	0%
Boccia	Para-Boccia	10	-	4	-	14	14	0	0%
Canoe	Para-Canoe**	13	-	46	-	59	59	0	0%
Curling	Wheelchair Curling	8	-	7	-	15	15	0	0%
Cycling	Para-Cycling**	26	-	125	-	151	299	0	0%
	Para-Cycling Road**	37	-	88	-	125			
	Para-Cycling Track Sprint**	1	-	14	-	15			
	Para-Cycling Track Endurance**	2	-	6	-	8			
Equestrian	Para-Equestrian**	2	-	9	-	11	11	0	0%
Fencing	Wheelchair Fencing	10	-	11	-	21	21	0	0%
Football	CISS Football	2	-	-	-	2	2	0	0%
Football 5-a-Side	Para-Football 5-a-side	25	-	20	-	45	45	0	0%
Football 7-a-Side	Para-Football 7-a-side	-	-	8	-	8	8	0	0%
Goalball	Goalball	14	-	33	-	47	47	0	0%
Handball	Wheelchair Handball	2	-	-	-	2	2	0	0%
Judo	Para-Judo**	42	-	61	-	103	103	0	0%
Karate	CISS Karate	2	-	-	-	2	2	0	0%
ParaVolley	ParaVolley Sitting	13	-	40	-	53	54	0	0%
	ParaVolley	1	-	-	-	1			
Rowing	Para-Rowing**	26	-	98	-	124	124	0	0%
Rugby Union	Wheelchair Rugby	17	-	32	-	49	49	0	0%
Table Tennis	Para-Table Tennis**	27	-	40	-	67	67	0	0%
Taekwondo	Para-Taekwondo-Kyorugi**	9	-	28	-	37	41	0	0%
	Para-Taekwondo Poomsae**	-	-	3	-	3			
	CISS Taekwondo	1	-	-	-	1			
Tennis	Wheelchair Tennis**	60	-	100	-	160	160	0	0%
Triathlon	Para-Triathlon**	18	-	64	-	82	82	0	0%
Wrestling	CISS Greco-Roman Wrestling	-	-	2	-	2	2	0	0%
Totals		434	0	959	0	1,393	0	0%	

** Sports and disciplines under the governance of the respective ASOIF and AIOWF IFs.

Table 81: Insulins* Tests Conducted in Sports for Athletes with an Impairment (Urine and Blood)

		Urine							
Sports	Disciplines	IC		OOC		Sub Total	Total Samples	Total AAFs	% AAF
		Samples	AAF	Samples	AAF				
Cycling	Para-Cycling**	1	-	-	-	1	1	0	0%
Rowing	Para-Rowing**	5	-	-	-	5	5	0	0%
Totals		6	0	0	0		6	0	0%

* No Insulin Blood Tests in Sports for Athletes with an Impairment were recorded in ADAMS

Table 82: IGF-I Analogs* Tests Conducted in Sports for Athletes with an Impairment (Urine and Blood)

		Urine							
Sports	Disciplines	IC		OOC		Sub Total	Total Samples	Total AAFs	% AAF
		Samples	AAF	Samples	AAF				
Cycling	Para-Cycling**	1	-	-	-	1	1	0	0%
Rowing	Para-Rowing**	5	-	-	-	5	5	0	0%
Totals		6	0	0	0		6	0	0%

* No IGF-I Analogs Blood Tests in Sports for Athletes with an Impairment were recorded in ADAMS

** Sports and disciplines under the governance of the respective ASOIF and ALOWF IFs.

Table 83: hGH Isoforms Tests Conducted in Sports for Athletes with an Impairment (Blood)

Sports	Disciplines	IC			OOC			Sub Total	Total Samples	Total AAFs	% AAF
		Samples	ATF	AAF	Samples	ATF	AAF				
Aquatics	CISS Swimming Long Distance 800m and greater	1	-	-	-	-	-	1	1	0	0%
Archery	Para-Archery**	-	-	-	1	-	-	1	1	0	0%
Athletics	CISS Long Distance 3000m and greater	1	-	-	1	-	-	2	3	0	0%
	CISS Sprint 400m or less	-	-	-	1	-	-	1			
Badminton	Para-Badminton**	3	-	-	10	-	-	13	13	0	0%
Basketball	Wheelchair Basketball	5	-	-	6	-	-	11	12	0	0%
	CISS Basketball	1	-	-	-	-	-	1			
Bobsleigh	Para-Bobsleigh**	1	-	-	-	-	-	1	1	0	0%
Boccia	Para-Boccia	-	-	-	1	-	-	1	1	0	0%
Canoe	Para-Canoe**	1	-	-	9	-	-	10	10	0	0%
	Para-Cycling**	1	-	-	32	-	-	33			
Cycling	Para-Cycling Road**	4	-	-	29	-	-	33	70	0	0%
	INAS Cycling Road	-	-	-	2	-	-	2			
	Para-Cycling Track Sprint**	-	-	-	1	-	-	1			
	Para-Cycling Track Endurance**	-	-	-	1	-	-	1			
Fencing	Wheelchair Fencing	-	-	-	2	-	-	2	2	0	0%
Football 5-a-Side	Para-Football 5-a-side	1	-	-	1	-	-	2	2	0	0%
Goalball	Goalball	1	-	-	3	-	-	4	4	0	0%
Judo	Para-Judo**	5	-	-	23	-	-	28	28	0	0%
ParaVolley	ParaVolley Sitting	3	-	-	3	-	-	6	6	0	0%
Rowing	Para-Rowing**	1	-	-	17	-	-	18	18	0	0%
Rugby Union	Wheelchair Rugby	-	-	-	8	-	-	8	8	0	0%
Table Tennis	Para-Table Tennis**	1	-	-	4	-	-	5	5	0	0%
Taekwondo	Para-Taekwondo-Kyorugi**	2	-	-	12	-	-	14	14	0	0%
Tennis	Wheelchair Tennis**	-	-	-	73	-	-	73	73	0	0%
Triathlon	Para-Triathlon**	12	-	-	26	-	-	38	38	0	0%
Totals		44	0	0	266	0	0	310	310	0	0%

Table 84: hGH Biomarkers Tests Conducted in Sports for Athletes with an Impairment (Blood)

Sports	Disciplines	IC			OOC			Sub Total	Total Samples	Total AAFs	% AAF
		Samples	ATF	AAF	Samples	ATF	AAF				
Aquatics	CISS Swimming Long Distance 800m and greater	1	-	-	-	-	-	1	1	0	0%
Badminton	Para-Badminton**	-	-	-	2	-	-	2	2	0	0%
Basketball	Wheelchair Basketball	-	-	-	4	-	-	4	4	0	0%
Boccia	Para-Boccia	-	-	-	1	-	-	1	1	0	0%
Canoe	Para-Canoe**	-	-	-	7	-	-	7	7	0	0%
	Para-Cycling**	-	-	-	24	-	-	24			
Cycling	Para-Cycling Road**	-	-	-	6	-	-	6	30	0	0%
	Para-Cycling Track Sprint**	-	-	-	-	-	-	-			
Football 5-a-Side	Para-Football 5-a-side	1	-	-	-	-	-	1	1	0	0%
Judo	Para-Judo**	1	-	-	2	-	-	3	3	0	0%
ParaVolley	ParaVolley Sitting	-	-	-	1	-	-	1	1	0	0%
Rowing	Para-Rowing**	1	-	-	5	-	-	6	6	0	0%
Rugby Union	Wheelchair Rugby	1	-	-	2	-	-	3	3	0	0%
Table Tennis	Para-Table Tennis**	-	-	-	1	-	-	1	1	0	0%
Taekwondo	Para-Taekwondo-Kyorugi**	-	-	-	3	-	-	3	3	0	0%
Tennis	Wheelchair Tennis**	-	-	-	1	-	-	1	1	0	0%
Triathlon	Para-Triathlon**	-	-	-	8	-	-	8	8	0	0%
Totals		5	0	0	67	0	0	72	72	0	0%

Table 85: HBOC Tests Conducted in Sports for Athletes with an Impairment (Blood)

Sports	Disciplines	IC		OOC			Sub Total	Total Samples	Total AAFs	% AAF
		Samples	AAF	Samples	AAF	AAF				
Aquatics	CISS Swimming Long Distance 800m and greater	1	-	-	-	-	1	1	0	0%
Archery	Para-Archery**	-	-	1	-	-	1	1	0	0%
Badminton	Para-Badminton**	-	-	1	-	-	1	1	0	0%
Basketball	Wheelchair Basketball	-	-	2	-	-	2	2	0	0%
Canoe	Para-Canoe**	-	-	3	-	-	3	3	0	0%
Cycling	Para-Cycling**	-	-	21	-	-	21	36	0	0%
	Para-Cycling Road**	-	-	11	-	-	11			
	Para-Cycling Track Endurance**	-	-	2	-	-	2			
	Para-Cycling Track Sprint**	-	-	1	-	-	1			
	INAS Cycling Road	-	-	1	-	-	1			
Goalball	Goalball	-	-	1	-	-	1	1	0	0%
Judo	Para-Judo**	-	-	1	-	-	1	1	0	0%
Rowing	Para-Rowing**	-	-	10	-	-	10	10	0	0%
Table Tennis	Para-Table Tennis**	-	-	1	-	-	1	1	0	0%
Taekwondo	Para-Taekwondo-Kyorugi**	-	-	1	-	-	1	1	0	0%
Tennis	Wheelchair Tennis**	-	-	23	-	-	23	23	0	0%
Triathlon	Para-Triathlon**	2	-	5	-	-	7	7	0	0%
Totals		3	0	85	0	0	88	0	0%	

Table 86: HBT Tests Conducted in Sports for Athletes with an Impairment (Blood)

Sports	Disciplines	IC		OOC			Sub Total	Total Samples	Total AAFs	% AAF
		Samples	AAF	Samples	AAF	AAF				
Cycling	Para-Cycling Road**	1	-	14	-	-	15	15	0	0%
Totals		1	0	14	0	0	15	0	0%	

Table 87a: Steroid Ester Tests Conducted in Sports for Athletes with an Impairment (Blood)

Sports	Disciplines	Blood					Sub Total	Total Samples	Total AAFs	% AAF
		IC Samples	IC AAF	OOC Samples	OOC AAF	AAF				
none	-	-	-	-	-	-	0	0	0%	
Totals		0	0	0	0	0	0	0	0%	

Table 87b: DBS Tests Conducted in Sports for Athletes with an Impairment

Sports	Disciplines	DBS					Sub Total	Total Samples	Total AAFs	% AAF
		IC Samples	IC AAF	OOC Samples	OOC AAF	AAF				
none	-	-	-	-	-	-	0	0	0%	
Totals		0	0	0	0	0	0	0	0%	

** Sports and disciplines under the governance of the respective ASOIF and AIOWF IFs.

Table 88: GC/C/IRMS Tests Conducted in Other Sports/Disciplines from Code Signatories for Markers of the Steroid Profile (Urine)

Sports	Disciplines	IC		OOC		Sub Total	Total Samples	Total AAFs	% AAF
		Samples	AAF	Samples	AAF				
Australian Rules Football	Australian Rules Football	4	-	3	-	7	7	0	0%
Rugby League	Rugby League	10	-	17	-	27	27	0	0%
School Sports	Athletics Throws	2	-	-	-	2			
	Football	1	-	-	-	1	5	1	20%
	Athletics Long distance 3000m or greater	1	1	-	-	1			
	Athletics Middle Distance 800-1500m	1	-	-	-	1			
Taekwondo	ITF Taekwondo	-	-	2	-	2	2	0	0%
Triathlon	Ironman	-	-	28	-	28	28	0	0%
Totals		19	1	50	0		69	1	1%

Sports**	Disciplines**	IC		OOC		Sub Total	Total Samples	Total AAFs	% AAF
		Samples	AAF	Samples	AAF				
Boxing	BBBOC Pro Boxing - UKAD	6	-	2	-	8	8	0	0%
Brazilian Jiu-Jitsu	Brazilian Jiu-Jitsu - ADSE	1	-	-	-	1	1	0	0%
Functional Fitness	Functional Fitness - ADNO	-	-	1	1	1	1	1	100%
Mixed Martial Arts	Mixed Martial Arts - ADSE	3	2	2	-	5	5	2	40%
Totals		10	2	5	1		15	3	20%

Other Targets
boldenone

Sports	Disciplines	IC		OOC		Sub Total	Total Samples	Total AAFs	% AAF
		Samples	AAF	Samples	AAF				
Rugby League	Rugby League	1	-	1	-	2	2	0	0%
Totals		1	0	1	0		2	0	0%

Sports**	Disciplines**	IC		OOC		Sub Total	Total Samples	Total AAFs	% AAF
		Samples	AAF	Samples	AAF				
Mixed Martial Arts	Mixed Martial Arts - ADSE	1	1	-	-	1	1	1	100%
Totals		1	1	0	0		1	1	100%

* No GC/C/IRMS tests for 19-norandrosterone or formestane were recorded in ADAMS for Other Sports/Disciplines from Code Signatories

** Although these Sport-Disciplines are regulated by a Non-Code Signatory, WADA has specifically permitted the ADO to enter all relevant data in ADAMS as it has been confirmed and demonstrated that the ADO possesses Code-compliant Testing and Result Management Authority over this Sport-Discipline.

Table 89: ERA Tests Conducted in Other Sports/Disciplines from Code Signatories (Urine and Blood)

Sports	Disciplines	Urine				Sub Total	Total Samples	Total AAFs	% AAF
		IC Samples	AAF	OOB Samples	AAF				
Australian Rules Football	Australian Rules Football	-	-	25	-	25	25	0	0%
Cheerleading	Cheerleading	-	-	1	-	1	1	0	0%
Karate	Shinkyokushin WKO	15	-	-	-	15	15	0	0%
Kettlebell Lifting	Kettlebell Lifting	2	-	-	-	2	2	0	0%
Rugby League	Rugby League	1	-	174	-	175	175	0	0%
School Sports	Athletics Combined Events	4	-	-	-	4	23	0	0%
	Athletics Jumps	4	-	-	-	4			
	Athletics Middle Distance 800-1500m	3	-	-	-	3			
	Athletics Long distance 3000m or greater	3	-	-	-	3			
	Athletics Sprint 400m or less	3	-	-	-	3			
	Swimming Middle Distance 200-400m	2	-	-	-	2			
	Athletics Throws	2	-	-	-	2			
	Swimming Long Distance 800m or greater	1	-	-	-	1			
Taekwondo	ITF Taekwondo	-	-	1	-	1	1	0	0%
Triathlon	Ironman	39	-	64	-	103	103	0	0%
Unifight	Unifight	2	-	-	-	2	2	0	0%
Totals		82	0	265	0	347	0	0%	

Sports	Disciplines	Blood				Sub Total	Total Samples	Total AAFs	% AAF
		IC Samples	AAF	OOB Samples	AAF				
Rugby League	Rugby League	-	-	1	-	1	1	0	0%
School Sports	Athletics Combined Events	3	-	-	-	3	11	0	0%
	Athletics Jumps	4	-	-	-	4			
	Athletics Sprint 400m or less	2	-	-	-	2			
	Athletics Throws	2	-	-	-	2			
Totals		11	0	1	0	12	0	0%	

Sports**	Disciplines**	Urine				Sub Total	Total Samples	Total AAFs	% AAF
		IC Samples	AAF	OOB Samples	AAF				
Boxing	BBBOC Pro Boxing - UKAD	7	-	15	-	22	22	0	0%
Brazilian Jiu-Jitsu	Brazilian Jiu-Jitsu - ADSE	-	-	1	-	1	1	0	0%
Mixed Martial Arts	Mixed Martial Arts - ADSE	-	-	4	-	4	4	0	0%
Totals		7	0	20	0	27	0	0%	

Sports**	Disciplines**	Blood				Sub Total	Total Samples	Total AAFs	% AAF
		IC Samples	AAF	OOB Samples	AAF				
Mixed Martial Arts	Mixed Martial Arts - ADSE	-	-	1	-	1	1	0	0%
Totals		0	0	1	0	1	0	0%	

** Although these Sport-Disciplines are regulated by a Non-Code Signatory, WADA has specifically permitted the ADO to enter all relevant data in ADAMS as it has been confirmed and demonstrated that the ADO possesses Code-compliant Testing and Result Management Authority over this Sport-Discipline.

Table 90: GHRF(GHS/GHRP) Tests Conducted in Other Sports/Disciplines from Code Signatories (Urine)

Sports	Disciplines	IC		OOC		Sub Total	Total Samples	Total AAFs	% AAF
		Samples	AAF	Samples	AAF				
Australian Rules Football	Australian Rules Football	5	-	61	-	66	66	0	0%
Cheerleading	Cheerleading	-	-	1	-	1	1	0	0%
Karate	Shinkyokushin WKO	15	-	-	-	15	15	0	0.0%
Kettlebell Lifting	Kettlebell Lifting	9	-	7	-	16	16	0	0%
Rugby League	Rugby League	2	-	299	-	301	301	0	0.0%
School Sports	Athletics Jumps	1	-	-	-	1	3	0	0%
	Swimming Sprint 100m or less	1	-	-	-	1			
	Athletics Sprint 400m or less	1	-	-	-	1			
Taekwondo	ITF Taekwondo	-	-	7	-	7	7	0	0%
Triathlon	Ironman	24	-	29	-	53	53	0	0%
Totals		58	0	404	0		462	0	0%

Sports**	Disciplines**	IC		OOC		Sub Total	Total Samples	Total AAFs	% AAF
		Samples	AAF	Samples	AAF				
Boxing	BBBOC Pro Boxing - UKAD	7	-	16	-	23	23	0	0%
Brazilian Jiu-Jitsu	Brazilian Jiu-Jitsu - ADSE	1	-	-	-	1	1	0	0%
College Sports	Football - CCES	14	-	3	-	17	32	0	0%
	Cross Country - CCES	15	-	-	-	15			
Mixed Martial Arts	Mixed Martial Arts - ADSE	4	-	30	-	34	34	0	0%
Powerlifting	WPC Powerlifting – AMADA	2	-	-	-	2	2	0	0%
Totals		43	0	49	0		92	0	0%

Table 91: GHRF(GHRH) Tests Conducted in Other Sports/Disciplines from Code Signatories (Urine)

Sports	Disciplines	IC		OOC		Sub Total	Total Samples	Total AAFs	% AAF
		Samples	AAF	Samples	AAF				
Triathlon	Ironman	19	-	15	-	34	34	0	0%
Totals		19	0	15	0		34	0	0%

Sports**	Disciplines**	IC		OOC		Sub Total	Total Samples	Total AAFs	% AAF
		Samples	AAF	Samples	AAF				
Brazilian Jiu-Jitsu	Brazilian Jiu-Jitsu - ADSE	1	-	-	-	1	1	0	0%
Mixed Martial Arts	Mixed Martial Arts - ADSE	-	-	1	-	1	1	0	0%
Totals		1	0	1	0		2	0	0%

** Although these Sport-Disciplines are regulated by a Non-Code Signatory, WADA has specifically permitted the ADO to enter all relevant data in ADAMS as it has been confirmed and demonstrated that the ADO possesses Code-compliant Testing and Result Management Authority over this Sport-Discipline.

Table 92: GnRH Tests Conducted in Other Sports/Disciplines from Code Signatories (Urine)

Sports	Disciplines	IC		OOC		Sub Total	Total Samples	Total AAFs	% AAF
		Samples	AAF	Samples	AAF				
Australian Rules Football	Australian Rules Football	5	-	61	-	66	66	0	0%
Karate	Shinkyokushin WKO	3	-	-	-	3	3	0	0%
Rugby League	Rugby League	-	-	299	-	299	299	0	0%
School Sports	Athletics Jumps	1	-	-	-	1	3	0	0%
	Swimming Sprint 100m or less	1	-	-	-	1			
	Athletics Sprint 400m or less	1	-	-	-	1			
Taekwondo	ITF Taekwondo	-	-	6	-	6	6	0	0%
Triathlon	Ironman	24	-	29	-	56	53	0	0%
Totals		35	0	395	0		430	0	0%

Sports**	Disciplines**	IC		OOC		Sub Total	Total Samples	Total AAFs	% AAF
		Samples	AAF	Samples	AAF				
Boxing	BBBOC Pro Boxing - UKAD	7	-	16	-	23	23	0	0%
Brazilian Jiu-Jitsu	Brazilian Jiu-Jitsu - ADSE	1	-	-	-	1	1	0	0%
College Sports	Football - CCES	14	-	3	-	17	32	0	0%
	Cross Country - CCES	15	-	-	-	15			
Mixed Martial Arts	Mixed Martial Arts - ADSE	4	-	28	-	32	32	0	0%
Powerlifting	WPC Powerlifting – AMADA	2	-	-	-	2	2	0	0%
Totals		43	0	47	0		90	0	0%

Table 93: Insulins Tests* conducted in Other Sports/Disciplines from Code Signatories (Urine and Blood)

Sports	Disciplines	IC		OOC		Sub Total	Total Samples	Total AAFs	% AAF
		Samples	AAF	Samples	AAF				
none	-	-	-	-	-	-	0	0	0%
Totals		0	0	0	0		0	0	0%

* No Insulins Blood Tests in Other Sports/Disciplines from Code Signatories were recorded in ADAMS

Sports**	Disciplines**	IC		OOC		Sub Total	Total Samples	Total AAFs	% AAF
		Samples	AAF	Samples	AAF				
Functional Fitness	Functional Fitness - ADNO	1	1	-	-	-	1	1	100%
Totals		1	1	0	0		1	1	100%

* No Insulins Blood Tests in Other Sports/Disciplines from Code Signatories were recorded in ADAMS

Table 94: IGF-I Analogs Tests* Conducted in Other Sports/Disciplines from Code Signatories (Urine and Blood)

Sports	Disciplines	IC		OOC		Sub Total	Total Samples	Total AAFs	% AAF
		Samples	AAF	Samples	AAF				
none	-	-	-	-	-	-	0	0	0%
Totals		0	0	0	0		0	0	0%

* No IGF-I Analogs Blood Tests in Other Sports/Disciplines from Code Signatories were recorded in ADAMS

** Although these Sport-Disciplines are regulated by a Non-Code Signatory, WADA has specifically permitted the ADO to enter all relevant data in ADAMS as it has been confirmed and demonstrated that the ADO possesses Code-compliant Testing and Result Management Authority over this Sport-Discipline.

Table 95: hGH Isoforms Tests Conducted in Other Sports/Disciplines from Code Signatories (Blood)

Sports	Disciplines	IC			OOC			Sub Total	Total Samples	Total AAFs	% AAF
		Samples	ATF	AAF	Samples	ATF	AAF				
Australian Rules Football	Australian Rules Football	-	-	-	8	-	-	8	8	0	0%
Rugby League	Rugby League	-	-	-	63	-	-	63	63	0	0%
Rugby League	Athletics Sprint 400m or less	6	-	-	-	-	-	6	14	0	0%
	Athletics Middle Distance 800-1500m	2	-	-	-	-	-	2			
	Athletics Combined Events	2	-	-	-	-	-	2			
	Athletics Long distance 3000m or greater	2	-	-	-	-	-	2			
	Athletics Throws	1	-	-	-	-	-	1			
	Athletics Jumps	1	-	-	-	-	-	1			
Taekwondo	Ironman	-	-	-	6	-	-	6	6	0	0%
	Totals	14	0	0	77	0	0	91	0	0%	

Sports**	Disciplines**	IC			OOC			Sub Total	Total Samples	Total AAFs	% AAF
		Samples	ATF	AAF	Samples	ATF	AAF				
Boxing	BBBOC Pro Boxing - UKAD	-	-	-	4	-	-	4	4	0	0%
Mixed Martial Arts	Mixed Martial Arts - ADSE	-	-	-	1	-	-	1	2	0	0%
	Mixed Martial Arts – ADNO	-	-	-	1	-	-	1			
	Totals	0	0	0	6	0	0	6	0	0%	

Table 96: hGH Biomarkers Tests Conducted in Other Sports/Disciplines from Code Signatories (Blood)

Sports	Disciplines	IC			OOC			Sub Total	Total Samples	Total AAFs	% AAF
		Samples	ATF	AAF	Samples	ATF	AAF				
Kettlebell Lifting	Kettlebell Lifting	10	-	-	-	-	-	10	10	0	0%
Rugby League	Rugby League	-	-	-	61	-	-	61	61	0	0%
Triathlon	Ironman	-	-	-	5	-	-	5	5	0	0%
	Totals	10	0	0	66	0	0	76	0	0%	

Sports**	Disciplines**	IC			OOC			Sub Total	Total Samples	Total AAFs	% AAF
		Samples	ATF	AAF	Samples	ATF	AAF				
Boxing	BBBOC Pro Boxing - UKAD	-	-	-	7	-	-	7	7	0	0%
Mixed Martial Arts	Mixed Martial Arts – ADNO	-	-	-	1	-	-	1	1	0	0%
	Totals	0	0	0	8	0	0	8	0	0%	

Table 97: HBOC Tests Conducted in Other Sports/Disciplines from Code Signatories (Blood)

Sports	Disciplines	IC		OOC		Sub Total	Total Samples	Total AAFs	% AAF
		Samples	AAF	Samples	AAF				
Australian Rules Football	Australian Rules Football	-	-	8	-	8	8	0	0%
Kettlebell Lifting	Kettlebell Lifting	10	-	-	-	10	10	0	0%
Mixed Martial Arts	Mixed Martial Arts – ADNO	-	-	1	-	1	1	0	0%
Rugby League	Rugby League	-	-	54	-	54	54	0	0%
Triathlon	Ironman	-	-	2	-	2	2	0	0%
	Totals	10	0	65	0	75	0	0%	

Table 98: HBT Tests Conducted in Other Sports/Disciplines from Code Signatories (Blood)

Sports	Disciplines	IC		OOC		Sub Total	Total Samples	Total AAFs	% AAF
		Samples	AAF	Samples	AAF				
none	-	-	-	-	-	-	0	0	0%
	Totals	0	0	0	0	0	0	0	0%

** Although these Sport-Disciplines are regulated by a Non-Code Signatory, WADA has specifically permitted the ADO to enter all relevant data in ADAMS as it has been confirmed and demonstrated that the ADO possesses Code-compliant Testing and Result Management Authority over this Sport-Discipline.

Table 99a: Steroid Ester Tests Conducted in Other Sports/Disciplines from Code Signatories (Blood)

Sports	Disciplines	Blood				Sub Total	Total Samples	Total AAFs	% AAF
		IC Samples	IC AAF	OOC Samples	OOC AAF				
none	-	-	-	-	-	0	0	0%	
	Totals	0	0	0	0	0	0	0%	

Table 99b: DBS Tests Conducted in Other Sports/Disciplines from Code Signatories

Sports	Disciplines	DBS				Sub Total	Total Samples	Total AAFs	% AAF
		IC Samples	IC AAF	OOC Samples	OOC AAF				
none	-	-	-	-	-	0	0	0%	
	Totals	0	0	0	0	0	0	0%	

Table 100: GC/C/IRMS* Tests Conducted in Other Sports/Disciplines from Code Signatories - Military Sports (Urine)

Sports	Disciplines	IC		OOC		Sub Total	Total Samples	Total AAFs	% AAF
		Samples	AAF	Samples	AAF				
none	-	-	-	-	-	-	0	0	0%
	Totals	0	0	0	0		0	0	0%

* No GC/C/IRMS tests for 19-norandrosterone, boldenone or formestane were recorded in ADAMS for Other Sports/Disciplines from Code Signatories - Military Sports

Table 101: ERA Tests Conducted in Other Sports/Disciplines from Code Signatories - Military Sports (Urine and Blood)

Sports	Disciplines	Urine							
		IC		OOC		Sub Total	Total Samples	Total AAFs	% AAF
Samples	AAF	Samples	AAF						
Aquatics	Military Swimming Middle Distance 200-400m	1	-	1	-	2	2	0	0%
	Military Long Distance 3000m or greater	1	-	3	-	4			
Athletics	Military Throws	-	-	2	-	2	7	0	0%
	Military Middle Distance 800-1500m	-	-	1	-	1			
Biathlon	Military Biathlon	-	-	1	-	1	1	0	0%
Boxing	Military Boxing	3	-	-	-	3	3	0	0%
	Military Road	3	-	-	-	3	4	0	0%
Cycling	Military Track Endurance	1	-	-	-	1			
Triathlon	Military Triathlon	4	-	-	-	4	4	0	0%
	Totals	13	0	8	0		21	0	0%

Sports	Disciplines	Blood							
		IC		OOC		Sub Total	Total Samples	Total AAFs	% AAF
Samples	AAF	Samples	AAF						
Aquatics	Military Swimming Middle Distance 200-400m	-	-	1	-	1	1	0	0%
Athletics	Military Throws	-	-	1	-	1	1	0	0%
	Military Mountain Bike	-	-	1	-	1	2	0	0%
Cycling	Military Road	1	-	-	-	1			
	Totals	1	0	3	0		4	0	0%

Table 102: GHRF(GHS/GHRP) Tests Conducted in Other Sports/Disciplines from Code Signatories - Military Sports (Urine)

Sports	Disciplines	IC		OOC		Sub Total	Total Samples	Total AAFs	% AAF
		Samples	AAF	Samples	AAF				
Aquatics	Military Swimming Middle Distance 200-400m	-	-	2	-	2	3	0	0%
	Military Swimming Long Distance 800m or greater	-	-	1	-	1			
	Military Throws	-	-	2	-	2	4	0	0%
Athletics	Military Jumps	1	-	-	-	1			
	Military Long Distance 3000m or greater	-	-	1	-	1			
Boxing	Military Boxing	2	-	-	-	2	2	0	0%
	Military Road	2	-	-	-	2	3	0	0%
Cycling	Military Track Endurance	-	-	1	-	1			
Triathlon	Military Triathlon	1	-	-	-	1	1	0	0%
	Totals	6	0	7	0		13	0	0%

Table 103: GHRF(GHRH) Tests Conducted in Other Sports/Disciplines from Code Signatories - Military Sports (Urine)

Sports	Disciplines	IC		OOC		Sub Total	Total Samples	Total AAFs	% AAF
		Samples	AAF	Samples	AAF				
Aquatics	Military Swimming Middle Distance 200-400m	-	-	2	-	2	2	0	0%
Athletics	Military Throws	-	-	2	-	2	2	0	0%
Totals		0	0	4	0		4	0	0%

Table 104: GnRH Tests Conducted in Other Sports/Disciplines from Code Signatories - Military Sports (Urine)

Sports	Disciplines	IC		OOC		Sub Total	Total Samples	Total AAFs	% AAF
		Samples	AAF	Samples	AAF				
Aquatics	Military Swimming Middle Distance 200-400m	-	-	2	-	2	2	0	0%
Athletics	Military Throws	-	-	2	-	2	4	0	0%
	Military Jumps	1	-	-	-	1			
	Military Long Distance 3000m or greater	-	-	1	-	1			
Boxing	Military Boxing	2	-	-	-	2	2	0	0%
Cycling	Military Track Endurance	-	-	1	-	1	1	0	0%
Triathlon	Military Triathlon	1	-	-	-	1	1	0	0%
Totals		4	0	6	0		10	0	0%

Table 105: Insulins Tests* conducted in Other Sports/Disciplines from Code Signatories - Military Sports (Urine and Blood)

Sports	Disciplines	IC		OOC		Sub Total	Total Samples	Total AAFs	% AAF
		Samples	AAF	Samples	AAF				
Aquatics	Military Swimming Middle Distance 200-400m	-	-	1	-	1	1	0	0%
Athletics	Military Throws	-	-	1	-	1	1	0	0%
Totals		0	0	2	0		2	0	0%

* No Insulins Blood Tests in Sports/Disciplines from Code Signatories - Military Sports were recorded in ADAMS

Table 106: IGF-I Analogs Tests* Conducted in Other Sports/Disciplines from Code Signatories - Military Sports (Urine and Blood)

Sports	Disciplines	IC		OOC		Sub Total	Total Samples	Total AAFs	% AAF
		Samples	AAF	Samples	AAF				
Aquatics	Military Swimming Middle Distance 200-400m	-	-	1	-	1	1	0	0%
Athletics	Military Throws	-	-	1	-	1	1	0	0%
Totals		0	0	2	0		2	0	0%

* No IGF-I Analogs Blood Tests in Sports/Disciplines from Code Signatories - Military Sports were recorded in ADAMS

Table 107: hGH Isoforms Tests Conducted in Other Sports/Disciplines from Code Signatories - Military Sports (Blood)

Sports	Disciplines	IC		OOC		Sub Total	Total Samples	Total AAFs	% AAF
		Samples	AAF	Samples	AAF				
Aquatics	Military Swimming Middle Distance 200-400m	-	-	1	-	-	1	0	0%
Athletics	Military Throws	-	-	2	-	-	2	0	0%
Boxing	Military Boxing	2	-	-	-	-	2	0	0%
Cycling	Military Road	1	-	-	-	-	1	0	0%
Triathlon	Military Triathlon	1	-	-	-	-	1	0	0%
Totals		4	0	3	0		7	0	0%

Table 108: HGH Biomarkers Tests Conducted in Other Sports/Disciplines from Code Signatories - Military Sports (Blood)

Sports	Disciplines	IC		OOC		Sub Total	Total Samples	Total AAFs	% AAF
		Samples	AAF	Samples	AAF				
none	-	-	-	-	-	-	0	0	0%
	Totals	0	0	0	0		0	0	0%

Table 109: HBOC Tests Conducted in Other Sports/Disciplines from Code Signatories - Military Sports (Blood)

Sports	Disciplines	IC		OOC		Sub Total	Total Samples	Total AAFs	% AAF
		Samples	AAF	Samples	AAF				
none	-	-	-	-	-	-	0	0	0%
	Totals	0	0	0	0		0	0	0%

Table 110: HBT Tests Conducted in AIMS Sports/Disciplines - Military Sports (Blood)

Sports	Disciplines	IC		OOC		Sub Total	Total Samples	Total AAFs	% AAF
		Samples	AAF	Samples	AAF				
none	-	-	-	-	-	-	0	0	0%
	Totals	0	0	0	0		0	0	0%

Table 111a: Steroid Ester Tests Conducted in AIMS Sports/Disciplines - Military Sports (Blood)

Sports	Disciplines	Blood				Sub Total	Total Samples	Total AAFs	% AAF
		IC Samples	IC AAF	OOC Samples	OOC AAF				
none	-	-	-	-	-	-	0	0	0%
	Totals	0	0	0	0		0	0	0%

Table 111b: DBS Tests Conducted in AIMS Sports/Disciplines - Military Sports

Sports	Disciplines	DBS				Sub Total	Total Samples	Total AAFs	% AAF
		IC Samples	IC AAF	OOC Samples	OOC AAF				
none	-	-	-	-	-	-	0	0	0%
	Totals	0	0	0	0		0	0	0%

Table 112: GC/C/IRMS* Tests Conducted in Other Sports/Disciplines from Code Signatories - University Sports (Urine)

Sports	Disciplines	IC		OOC		Sub Total	Total Samples	Total AAFs	% AAF
		Samples	AAF	Samples	AAF				
American Football	University	10	-	1	-	11	11	0	0%
Athletics	University Sprint 400m or less	1	-	-	-	1	2	0	0%
	University Jumps	1	-	-	-	1			
Football	University	1	-	-	-	1	1	0	0%
Ice Hockey	University	1	-	-	-	1	1	0	0%
Rugby	University Sevens	2	-	-	-	2	2	0	0%
Volleyball	University Volleyball	1	-	-	-	1	1	0	0%
Weightlifting	University	1	-	-	-	1	1	0	0%
Totals		18	0	1	0		19	0	0%

* No GC/C/IRMS tests for 19-norandrosterone, boldenone or formestane were recorded in ADAMS for Other Sports/Disciplines from Code Signatories - University Sports

Table 113: ERA Tests Conducted in Other Sports/Disciplines from Code Signatories - University Sports (Urine and Blood)

Sports	Disciplines	Urine				Sub Total	Total Samples	Total AAFs	% AAF
		IC Samples	AAF	OOC Samples	AAF				
American Football	University	2	-	2	-	4	4	0	0%
Aquatics	University Swimming Middle Distance 200-400m	5	-	-	-	5	11	0	0%
	University Swimming Long Distance 800m or greater	3	-	1	-	4			
	University Synchronised Swimming	-	-	1	-	1			
	University Swimming Sprint 100m or less	1	-	-	-	1			
Athletics	University Long Distance 3000m or greater	12	-	1	-	13	23	0	0%
	University Sprint 400m or less	4	-	-	-	4			
	University Throws	2	-	1	-	3			
	University Jumps	2	-	-	-	2			
	University Middle Distance 800-1500m	1	-	-	-	1			
Basketball	University	2	-	-	-	2	2	0	0%
Canoe	University Middle Distance 500m	-	-	1	-	1	1	0	0%
Football	University	3	-	2	-	5	5	0	0%
Skiing	University Cross Country	-	-	2	-	2	2	0	0%
Triathlon	University	-	-	1	-	1	1	0	0%
Volleyball	University Volleyball	2	-	-	-	2	2	0	0%
Waterskiing	University Racing Water Ski	1	-	-	-	1	1	0	0%
Totals		40	0	12	0		52	0	0%

Sports	Disciplines	Blood				Sub Total	Total Samples	Total AAFs	% AAF
		IC Samples	AAF	OOC Samples	AAF				
None	-	-	-	-	-	-	0	0	n/a
Totals		0	0	0	0		0	0	n/a

Table 114: GHRF(GHS/GHRP) Tests Conducted in Other Sports/Disciplines from Code Signatories - University Sports (Urine)

Sports	Disciplines	IC		OOC		Sub Total	Total Samples	Total AAFs	% AAF
		Samples	AAF	Samples	AAF				
American Football	University	116	-	79	-	195	195	0	0%
Aquatics	University Swimming Sprint 100m or less	3	-	-	-	3	6	0	0%
	University Swimming Long Distance 800m or greater	1	-	1	-	2			
	University Swimming Middle Distance 200-400m	1	-	-	-	1			
Athletics	University Long Distance 3000m or greater	20	-	2	-	22	24	0	0%
	University Sprint 400m or less	1	-	-	-	1			
	University Combined Events	1	-	-	-	1			
Basketball	University	10	-	-	-	10	10	0	0%
Field Hockey	University	8	-	-	-	8	8	0	0%
Football	University	28	-	-	-	28	28	0	0%
Ice Hockey	University	14	-	-	-	14	14	0	0%
Rugby	University Sevens	16	-	-	-	16	16	0	0%
Skiing	University Cross Country	-	-	1	-	1	1	0	0%
Volleyball	University Volleyball	12	-	-	-	12	12	0	0%
Totals		231	0	83	0		314	0	0%

Table 115: GHRF(GHRH) Tests Conducted in Other Sports/Disciplines from Code Signatories - University Sports (Urine)

Sports	Disciplines	IC		OOC		Sub Total	Total Samples	Total AAFs	% AAF
		Samples	AAF	Samples	AAF				
None	-	-	-	-	-	-	0	0	n/a
Totals		0	0	0	0		0	0	n/a

Table 116: GnRH Tests Conducted in Other Sports/Disciplines from Code Signatories - University Sports (Urine)

Sports	Disciplines	IC		OOC		Sub Total	Total Samples	Total AAFs	% AAF
		Samples	AAF	Samples	AAF				
American Football	University	116	-	79	-	195	195	0	0%
Aquatics	University Swimming Sprint 100m or less	3	-	-	-	3	5	0	0%
	University Swimming Long Distance 800m or greater	1	-	-	-	1			
	University Swimming Middle Distance 200-400m	1	-	-	-	1			
Athletics	University Long Distance 3000m or greater	20	-	2	-	22	24	0	0%
	University Sprint 400m or less	1	-	-	-	1			
	University Combined Events	1	-	-	-	1			
Basketball	University	10	-	-	-	10	10	0	0%
Field Hockey	University	8	-	-	-	8	8	0	0%
Football	University	28	-	-	-	28	28	0	0%
Ice Hockey	University	14	-	-	-	14	14	0	0%
Rugby	University Sevens	16	-	-	-	16	16	0	0%
Skiing	University Cross Country	-	-	1	-	1	1	0	0%
Volleyball	University Volleyball	12	-	-	-	12	12	0	0%
Totals		231	0	82	0		313	0	0%

Table 117: Insulins Tests* conducted in Other Sports/Disciplines from Code Signatories - University Sports (Urine and Blood)

Sports	Disciplines	IC		OOC		Sub Total	Total Samples	Total AAFs	% AAF
		Samples	AAF	Samples	AAF				
Aquatics	University Swimming Long Distance 800m or greater	1	-	-	-	1	1	0	0%
Totals		1	0	0	0		1	0	0%

* No Insulins Tests in blood in Sports/Disciplines from Code Signatories - University Sports were recorded in ADAMS

Table 118: IGF-I Analogs Tests* Conducted in Other Sports/Disciplines from Code Signatories - University Sports (Urine and Blood)

Sports	Disciplines	Urine							
		IC Samples	AAF	OOC Samples	AAF	Sub Total	Total Samples	Total AAFs	% AAF
none	-	-	-	-	-	-	0	0	n/a
	Totals	0	0	0	0		0	0	n/a

* No IGF-I Analogs Blood Tests in Sports/Disciplines from Code Signatories - University Sports were recorded in ADAMS

Table 119: hGH Isoforms Tests Conducted in Other Sports/Disciplines from Code Signatories - University Sports (Blood)

Sports	Disciplines	Urine							
		IC Samples	AAF	OOC Samples	AAF	Sub Total	Total Samples	Total AAFs	% AAF
American Football	University	12	-	4	-	-	16	0	0%
Football	University	-	-	1	-	-	1	0	0%
Ice Hockey	University	-	-	1	-	-	1	0	0%
Skiing	University Cross Country	-	-	1	-	-	1	0	0%
	Totals	12	0	7	0		19	0	0%

Table 120: hGH Biomarkers Tests Conducted in Other Sports/Disciplines from Code Signatories - University Sports (Blood)

Sports	Disciplines	Urine							
		IC Samples	AAF	OOC Samples	AAF	Sub Total	Total Samples	Total AAFs	% AAF
American Football	University	12	-	4	-	-	16	0	0%
Football	University	-	-	1	-	-	1	0	0%
	Totals	12	0	5	0		17	0	0%

Table 121: HBOC Tests Conducted in Other Sports/Disciplines from Code Signatories - University Sports (Blood)

Sports	Disciplines	Urine							
		IC Samples	AAF	OOC Samples	AAF	Sub Total	Total Samples	Total AAFs	% AAF
none	-	-	-	-	-	-	0	0	0%
	Totals	0	0	0	0		0	0	0%

Table 122: HBT Tests Conducted in Other Sports/Disciplines from Code Signatories - University Sports (Blood)

Sports	Disciplines	Urine							
		IC Samples	AAF	OOC Samples	AAF	Sub Total	Total Samples	Total AAFs	% AAF
none	-	-	-	-	-	-	0	0	0%
	Totals	0	0	0	0		0	0	0%

Table 123a: Steroid Ester Tests Conducted in Other Sports/Disciplines from Code Signatories - University Sports (Blood)

Sports	Disciplines	Blood							
		IC Samples	AAF	OOC Samples	AAF	Sub Total	Total Samples	Total AAFs	% AAF
none	-	-	-	-	-	-	0	0	0%
	Totals	0	0	0	0		0	0	0%

Table 123b: DBS Tests Conducted in Other Sports/Disciplines from Code Signatories - University Sports (Blood and DBS)

Sports	Disciplines	DBS							
		IC Samples	AAF	OOC Samples	AAF	Sub Total	Total Samples	Total AAFs	% AAF
Aquatics	University Swimming Middle Distance 200-400m	-	-	1	-	1	1	0	0%
	Totals	0	0	1	0		1	0	0%

Table 124: GC/C/IRMS* Tests Conducted in Other Sports/Disciplines for Markers of the Steroid Profile (Urine)

Sports	Disciplines	IC		OOC		Sub Total	Total Samples	Total AAFs	% AAF
		Samples	AAF	Samples	AAF				
Gaelic Games	Hurling	1	-	-	-	1	1	0	0%
Karate	Kyokushin	1	-	-	-	1	1	0	0%
Mixed Martial Arts	Mixed Martial Arts	1	-	1	-	1	2	0	0%
Totals		3	0	1	0		4	0	0%

* No GC/C/IRMS tests for 19-norandrosterone, boldenone or formestane were recorded in ADAMS for Other Sports/Disciplines

Table 125: ERA Tests Conducted in Other Sports/Disciplines (Urine and Blood)

Sports	Disciplines	IC		OOC		Sub Total	Total Samples	Total AAFs	% AAF
		Samples	AAF	Samples	AAF				
Athletics	-	13	-	-	-	13	13	0	0%
Karate	-	3	-	-	-	3	3	0	0%
Gaelic Games	-	10	-	-	-	10	10	0	0%
Mixed Martial Arts	-	2	-	4	-	2	6	0	0%
Shooting	-	-	-	1	-	1	1	0	0%
Totals		28	0	5	0		33	0	0%

Sports	Disciplines	IC		OOC		Sub Total	Total Samples	Total AAFs	% AAF
		Samples	AAF	Samples	AAF				
None	-	-	-	-	-	-	0	0	0%
Totals		0	0	0	0		0	0	0%

Table 126: GHRF(GHS/GHRP) Tests Conducted in Other Sports/Disciplines (Urine)

Sports	Disciplines	IC		OOC		Sub Total	Total Samples	Total AAFs	% AAF
		Samples	AAF	Samples	AAF				
Bodybuilding	-	8	-	-	-	8	8	0	0%
Gaelic Games	-	10	-	-	-	10	10	0	0%
Karate	-	3	-	-	-	3	3	0	0%
Mixed Martial Arts	-	1	-	8	-	9	9	0	0%
Shooting	-	-	-	1	-	1	1	0	0%
Totals		22	0	9	0	31	31	0	0%

Table 127: GHRF(GHRH) Tests Conducted in Other Sports/Disciplines (Urine)

Sports	Disciplines	IC		OOC		Sub Total	Total Samples	Total AAFs	% AAF
		Samples	AAF	Samples	AAF				
Shooting	Ball-Trap	-	-	1	-	1	1	0	0%
Totals		0	0	1	0		1	0	0%

Table 128: GnRH Tests Conducted in Other Sports/Disciplines (Urine)

Sports	Disciplines	IC		OOC		Sub Total	Total Samples	Total AAFs	% AAF
		Samples	AAF	Samples	AAF				
Bodybuilding	CrossFit	6	-	-	-	6	8	0	0%
	Natural Bodybuilding	2	-	-	-	2			
Gaelic Games	Football	6	-	-	-	6	10	0	0%
	Hurling	4	-	-	-	4			
Mixed Martial Arts	UFC Heavyweight	-	-	3	-	3	6	0	0%
	Mixed Martial Arts	1	-	2	-	3			
Shooting	Ball-Trap	-	-	1	-	1	1	0	0%
Totals		19	0	6	0		25	0	0%

Table 129: Insulins Tests* Conducted in Other Sports/Disciplines (Urine and Blood)

Sports	Disciplines	IC		OOC		Sub Total	Total Samples	Total AAFs	% AAF
		Samples	AAF	Samples	AAF				
Shooting	Ball-Trap	-	-	1	-	1	1	0	0%
	Totals	0	0	1	0		1	0	0%

* No Insulins Blood Tests in Other Sports/Disciplines were recorded in ADAMS

Table 130: IGF-I Analogs* Tests Conducted in Other Sports/Disciplines (Urine and Blood)

Sports	Disciplines	IC		OOC		Sub Total	Total Samples	Total AAFs	% AAF
		Samples	AAF	Samples	AAF				
Shooting	Ball-Trap	-	-	1	-	1	1	0	0%
	Totals	0	0	1	0		1	0	0%

* No IGF-I Analogs Blood Tests in Other Sports/Disciplines were recorded in ADAMS

Table 131: hGH Isoforms Tests Conducted in Other Sports/Disciplines (Blood)

Sports	Disciplines	IC		OOC		Sub Total	Total Samples	Total AAFs	% AAF
		Samples	AAF	Samples	AAF				
Gaelic Games	Hurling	-	-	12	-	-	24	0	0%
	Football	-	-	12	-	-			
Totals		0	0	24	0		24	0	0%

Table 132: hGH Biomarkers Tests Conducted in Other Sports/Disciplines (Blood)

Sports	Disciplines	IC		OOC		Sub Total	Total Samples	Total AAFs	% AAF
		Samples	AAF	Samples	AAF				
None	-	-	-	-	-	-	0	0	n/a
Totals		0	0	0	0		0	0	n/a

Table 133: HBOC Tests Conducted in Other Sports/Disciplines (Blood)

Sports	Disciplines	IC		OOC		Sub Total	Total Samples	Total AAFs	% AAF
		Samples	AAF	Samples	AAF				
None	-	-	-	-	-	-	0	0	n/a
Totals		0	0	0	0		0	0	n/a

Table 134: HBT Tests Conducted in Other Sports/Disciplines (Blood)

Sports	Disciplines	IC		OOC		Sub Total	Total Samples	Total AAFs	% AAF
		Samples	AAF	Samples	AAF				
none	-	-	-	-	-	-	0	0	0%
	Totals	0	0	0	0		0	0	0%

Table 135a: Steroid Ester Tests Conducted in Other Sports/Disciplines (Blood)

Sports	Disciplines	Blood				Sub Total	Total Samples	Total AAFs	% AAF
		IC		OOC					
		Samples	AAF	Samples	AAF				
none	-	-	-	-	-	-	0	0	0%
	Totals	0	0	0	0		0	0	0%

Table 135b: DBS Tests Conducted in Other Sports/Disciplines

Sports	Disciplines	DBS				Sub Total	Total Samples	Total AAFs	% AAF
		IC		OOC					
		Samples	AAF	Samples	AAF				
none	-	-	-	-	-	-	0	0	0%
	Totals	0	0	0	0		0	0	0%

Table 136: Total AAFs* per Drug Class as Reported in ASOIF Sports

Sports	Discipline	Anabolic Agents	Peptide Hormones, Growth Factors and Related Substances	Beta-2 Agonists	Hormone and Metabolic Modulators	Diuretics and Other Masking Agents	Stimulants	Narcotics	Cannabinoids	Glucocorticosteroids	Beta-Blockers	Enhancement of Oxygen Transfer	Chemical and Physical Manipulation	Sub total	Total Findings per Sport	% of total Findings
		S1.	S2.	S3.	S4.	S5.	S6.	S7.	S8.	S9.	P1.	M1.	M2.			
Aquatics	Swimming Sprint 100m or less	8	-	3	11	-	17	-	1	-	-	-	-	40	90	8%
	Swimming Middle Distance 200-400m	2	2	5	14	3	6	-	-	-	-	-	-	32		
	Swimming Long Distance 800m or greater	1	-	-	6	-	1	-	-	2	-	-	-	10		
	Water Polo	-	-	-	2	-	1	-	-	-	-	-	-	3		
	Open Water	-	-	1	-	1	1	-	-	-	-	-	-	3		
	Artistic Swimming	-	-	-	-	1	-	-	-	-	-	-	-	1		
Archery	Diving	-	-	-	-	1	-	-	-	-	-	-	-	1	13	1.1%
	Compound	4	-	-	-	1	-	-	-	1	2	-	-	8		
Athletics	Archery	-	-	-	-	3	1	-	-	-	1	-	-	5	216	18.3%
	Sprint 400m or less	51	6	4	6	7	8	-	3	1	-	-	-	86		
	Long Distance 3000m or greater	11	22	1	8	4	5	2	1	7	-	3	-	64		
	Throws	21	-	-	6	1	2	-	-	4	-	-	-	34		
	Jumps	8	-	-	2	1	4	-	1	2	-	-	-	18		
	Middle Distance 800-1500m	6	1	-	1	-	3	-	-	1	-	1	-	13		
Badminton	Combined Events	-	-	-	-	-	-	-	-	1	-	-	-	1	2	0.2%
	Badminton	-	-	-	-	2	-	-	-	-	-	-	-	2		
Basketball	Basketball	2	1	-	2	2	5	-	9	3	-	-	-	24	26	2.2%
	3 on 3	1	-	-	-	-	-	-	1	-	-	-	-	2		
Boxing	Boxing	8	1	2	7	15	3	-	4	2	-	-	-	42	42	3.6%
	Sprint 200m	5	-	-	4	1	-	-	-	2	-	-	-	12		
	Long Distance 1000m	1	-	1	5	1	4	-	-	-	-	-	-	12		
	Middle Distance 500m	1	-	1	1	-	-	-	-	-	-	-	-	3		
Cycling	Canoe Slalom	-	-	-	-	1	-	-	-	-	-	-	-	1	193	16.3%
	Road	38	24	8	7	9	30	-	1	22	-	-	-	139		
	Mountain Bike - Cross Country	6	2	-	2	2	8	1	-	2	-	-	-	23		
	Track Endurance	-	2	-	1	1	8	-	-	-	-	-	-	12		
	Cyclo-Cross	6	-	-	1	-	-	-	-	1	-	-	-	8		
	Track Sprint	1	1	1	-	-	1	-	1	-	-	-	-	5		
	BMX	-	-	1	-	1	1	-	2	-	-	-	-	5		
	Mountain Bike - Down Hill	-	-	1	-	-	-	-	-	-	-	-	-	1		
Equestrian	Jumping	-	-	-	-	-	3	-	-	-	-	-	-	3	7	0.6%
	Eventing	-	-	1	-	-	-	-	-	2	-	-	-	3		
	Endurance	-	-	-	-	-	-	-	1	-	-	-	-	1		
Fencing	Sabre	-	-	1	-	-	-	-	1	-	-	-	-	2	3	0.3%
	Foil	-	-	-	-	-	1	-	-	-	-	-	-	1		
Field Hockey	Field Hockey	-	-	-	-	-	3	-	-	1	-	-	-	4	4	0.3%
Football	Football	14	3	3	4	8	23	1	4	9	-	-	-	69	74	6.3%
	Futsal	-	-	-	-	1	-	-	1	1	-	-	-	3		
	Beach Football	1	-	-	-	-	-	-	-	1	-	-	-	2		
Golf	Golf	-	-	-	1	4	3	-	-	-	-	-	-	8	8	0.7%
	Artistic	4	-	1	1	1	4	-	-	2	-	-	-	13		
Gymnastics	Rhythmic	-	-	-	-	2	-	-	-	-	-	-	-	2	18	1.5%
	Trampoline	-	-	-	-	-	-	-	-	2	-	-	-	2		
	Gymnastics	-	-	-	-	-	-	-	-	1	-	-	-	1		

* The Adverse Analytical Findings (AAFs) in this report are not to be confused with adjudicated or sanctioned Anti-Doping Rule Violations (ADRVs), as the figures given in this report may contain findings that underwent the Therapeutic Use Exemption (TUE) approval process or multiple findings on the same Athlete. This data details the number of occurrences of AAFs and therefore multiple AAFs may be linked to the same Sample.

Table 136: Total AAFs* per Drug Class as Reported in ASOIF Sports (continued)

Sports	Discipline	Anabolic Agents	Peptide Hormones, Growth Factors and Related Substances	Beta-2 Agonists	Hormone and Metabolic Modulators	Diuretics and Other Masking Agents	Stimulants	Narcotics	Cannabinoids	Glucocorticosteroids	Beta-Blockers	Enhancement of Oxygen Transfer	Chemical and Physical Manipulation	Sub total	Total Findings per Sport	% of total Findings
		S1.	S2.	S3.	S4.	S5.	S6.	S7.	S8.	S9.	P1.	M1.	M2.			
Handball	Indoor	4	-	-	2	1	11	-	1	2	-	-	-	21	21	1.8%
Judo	Judo	6	-	-	4	9	4	-	1	2	-	-	-	26	26	2.2%
Modern Pentathlon	Modern Pentathlon	1	-	-	-	-	-	-	-	-	-	-	-	1	1	0.1%
Rowing	Rowing	1	-	-	4	1	6	-	-	-	-	-	-	12	12	1.0%
Rugby Union	Fifteens	18	1	1	7	6	13	-	10	9	-	-	-	65	71	6.0%
	Sevens	1	-	-	1	1	2	-	1	-	-	-	-	6		
Sailing	Sailing	-	-	-	1	-	-	-	-	-	-	-	-	1	2	9.1%
	49er helm	-	-	-	-	-	1	-	-	-	-	-	-	1		
Shooting	Shooting	-	-	-	-	4	-	-	-	-	2	-	-	6	11	8.1%
	Pistol	-	-	-	-	2	-	-	-	-	1	-	-	3		
	Shotgun	-	-	-	-	-	-	-	-	-	1	-	-	1		
Rifle	-	-	-	-	-	1	-	-	-	-	-	-	1			
Table Tennis	Table Tennis	-	-	-	-	2	2	-	-	-	-	-	-	4	4	0%
Taekwondo	Sparring	2	-	-	-	3	1	-	1	-	-	-	-	7	8	0.7%
	Poomsae	-	-	-	-	1	-	-	-	-	-	-	-	1		
Tennis	Tennis	8	-	-	3	4	13	-	1	2	-	-	-	31	31	3%
Triathlon	Triathlon	7	7	3	-	-	4	-	-	1	-	-	-	22	33	2.8%
	Duathlon	2	5	-	1	-	2	-	-	-	-	-	-	10		
	Winter Triathlon	-	-	1	-	-	-	-	-	-	-	-	-	1		
Volleyball	Volleyball	6	-	-	4	3	2	-	4	2	-	-	-	21	22	1.9%
	Beach	1	-	-	-	-	-	-	-	-	-	-	-	1		
Weightlifting	Weightlifting	77	5	2	16	13	14	1	3	5	-	-	-	136	136	11.5%
	Greco-Roman	13	-	1	3	-	5	-	1	-	-	-	-	23		
	Freestyle	6	3	-	2	2	3	-	-	1	-	-	-	17		
Wrestling	Traditional Wrestling	9	-	-	2	3	-	-	-	1	-	-	-	15	80	6.8%
	Wrestling	9	1	-	2	2	1	-	-	-	-	-	-	15		
	Grappling	5	-	-	1	-	-	-	-	-	-	-	-	6		
	Women's Freestyle	-	-	1	-	1	-	1	-	-	-	-	-	3		
	Beach Wrestling	-	-	-	-	-	-	-	1	-	-	-	-	1		
TOTAL PER DRUG CLASS		376	87	44	145	132	231	6	55	95	7	4	0	1182		
% of Drug Class		32%	7%	4%	12%	11%	20%	1%	5%	8%	0.6%	0.3%	0%			

* The Adverse Analytical Findings (AAFs) in this report are not to be confused with adjudicated or sanctioned Anti-Doping Rule Violations (ADRVs), as the figures given in this report may contain findings that underwent the Therapeutic Use Exemption (TUE) approval process or multiple findings on the same Athlete. This data details the number of occurrences of AAFs and therefore multiple AAFs may be linked to the same Sample.

Table 137: Total AAFs* per Drug Class as Reported in ALOWF Sports

Sports	Discipline	Anabolic Agents	Peptide Hormones, Growth Factors and Related Substances	Beta-2 Agonists	Hormone and Metabolic Modulators	Diuretics and Other Masking Agents	Stimulants	Narcotics	Cannabinoids	Glucocorticosteroids	Beta-Blockers	Enhancement of Oxygen Transfer	Chemical and Physical Manipulation	sub total	Total Findings per Sport	% of total Findings
		S1.	S2.	S3.	S4.	S5.	S6.	S7.	S8.	S9.	P1.	M1.	M2.			
Biathlon	Biathlon	2	1	-	3	-	1	-	-	-	-	-	-	7	7	14.0%
Ice Hockey	Ice Hockey	2	-	-	-	3	7	3	2	2	-	-	-	19	19	38%
Skating	Figure Skating	2	-	-	1	7	5	-	-	-	-	-	-	15	18	36.0%
	Speed Skating greater than 1500m	-	-	-	-	3	-	-	-	-	-	-	-	3		
Skiing	Cross-Country	1	-	-	2	-	1	-	-	-	-	-	-	4	6	12.0%
	Alpine	-	-	-	-	2	-	-	-	-	-	-	-	2		
TOTAL PER DRUG CLASS		7	1	0	6	15	14	3	2	2	0	0	0	50		
% of Drug Class		14%	2%	0%	12%	30%	28%	6%	4%	4%	0%	0%	0%			

* The Adverse Analytical Findings (AAFs) in this report are not to be confused with adjudicated or sanctioned Anti-Doping Rule Violations (ADRVs), as the figures given in this report may contain findings that underwent the Therapeutic Use Exemption (TUE) approval process or multiple findings on the same Athlete. This data details the number of occurrences of AAFs and therefore multiple AAFs may be linked to the same Sample.

Table 138: Total AAFs* per Drug Class as Reported in ARISF Sports

Sports	Discipline	Anabolic Agents	Peptide Hormones, Growth Factors and Related Substances and Mimetics	Beta-2 Agonists	Hormone and Metabolic Modulators	Diuretics and Other Masking Agents	Stimulants	Narcotics	Cannabinoids	Glucocorticosteroids	Beta-Blockers	Enhancement of Oxygen Transfer	Chemical and Physical Manipulation	sub total	Total Findings per Sport	% of total Findings
		S1.	S2.	S3.	S4.	S5.	S6.	S7.	S8.	S9.	P1.	M1.	M2.			
American Football	American Football	2	-	-	-	-	4	-	3	1	-	-	-	10	10	7.9%
	Rally	1	-	-	-	-	4	-	-	-	-	-	-	5		
Automobile Sports	Automobile Sports	-	-	-	-	1	-	-	-	-	-	-	-	1	7	6%
	Karting	-	-	-	-	-	-	-	1	-	-	-	-	1		
Bandy	Bandy	-	-	1	-	-	-	-	-	-	-	-	-	1	1	0.8%
Baseball/Softball	Baseball	2	-	-	-	1	7	-	5	1	-	-	-	16	18	14%
	Softball	-	-	-	-	-	1	-	-	1	-	-	-	2		
Basque Pelota	Basque Pelota	-	-	-	-	-	1	-	-	-	-	-	-	1	1	0.8%
Billiards Sports	Pool	-	-	-	-	1	-	-	1	-	-	-	-	2	2	1.6%
	Petanque	-	-	-	-	1	-	-	-	-	-	-	-	1		
Boules Sports	Lyonnaise	-	-	-	-	-	1	-	-	-	-	-	-	1	2	2%
Cheer	Cheer	-	-	1	-	-	-	-	-	-	-	-	-	1	1	0.8%
Chess	Chess	-	-	-	1	-	-	-	-	-	-	-	-	1	1	0.8%
Cricket	Cricket	-	-	1	-	-	1	-	-	2	-	-	-	4	4	3.2%
DanceSport	DanceSport	-	-	-	-	-	1	-	-	1	-	-	-	2	2	1.6%
Floorball	Floorball	-	-	2	-	-	-	2	-	-	-	-	-	4	4	3.2%
Karate	Karate	1	-	1	5	-	-	-	-	-	-	-	-	7	7	5.6%
	Kickboxing	3	-	-	-	-	-	1	1	-	-	-	-	5		
	Low Kick	-	-	-	1	-	-	-	2	-	-	-	-	3		
Kickboxing	K1 Rules	-	-	-	1	1	-	-	-	-	-	-	-	2	12	10%
	Light Contact	-	-	-	-	1	-	-	-	-	-	-	-	1		
	Full Contact	-	-	-	1	-	-	-	-	-	-	-	-	1		
Life Saving	Lifesaving	2	-	-	-	-	-	-	-	2	-	-	-	4	4	3.2%
	Supermoto	-	-	-	-	-	2	-	1	-	-	-	-	3		
	Motocross	-	-	1	-	-	2	-	-	-	-	-	-	3		
Motorcycling	Motorcycle Racing	-	-	-	-	-	2	-	-	-	-	-	-	2	10	7.9%
	SnowCross	-	-	1	-	-	-	-	-	-	-	-	-	1		
	Road Racing	-	-	-	-	-	-	-	-	1	-	-	-	1		
Mountaineering and Climbing	Ice Climbing	-	-	-	1	-	-	-	-	-	-	-	-	1	1	0.8%
Muaythai	Muaythai	-	-	-	1	-	3	-	-	-	-	-	-	4	4	3.2%
Orienteering	Mountain Bike Orienteering	-	-	-	-	-	-	-	-	2	-	-	-	2	2	1.6%
Polo	Polo	-	-	1	-	-	-	-	-	-	-	-	-	1	1	0.8%
Powerboating	Aquabike	2	-	-	-	-	-	-	-	-	-	-	-	2	2	1.6%
	Inline Speed Skating Sprint 1000m or less	1	-	-	1	1	-	-	-	-	-	-	-	3		
Roller Sports	Skateboarding	-	-	-	-	-	-	-	2	-	-	-	-	2	7	6%
	Hockey	-	-	-	-	-	-	-	1	-	-	-	-	1		
	Scooters	-	-	-	-	-	-	-	1	-	-	-	-	1		
Sport Climbing	Boulder	-	-	-	-	-	-	-	1	-	-	-	-	1	1	0.8%
Squash	Squash	2	-	-	1	1	2	-	-	-	-	-	-	6	6	4.8%
Sumo	Sumo	2	-	-	-	-	-	-	-	-	-	-	-	2	2	1.6%
Surfing	Surfing	2	-	-	-	1	-	-	-	-	-	-	-	3	3	2.4%
Tug of War	Tug of War	-	-	1	-	-	-	-	-	-	-	-	-	1	1	0.8%
Underwater Sports	UW Rugby	-	-	-	-	-	-	-	1	-	-	-	-	1	2	1.6%
	Finswimming Pool	-	-	1	-	-	-	-	-	-	-	-	-	1		

* The Adverse Analytical Findings (AAFs) in this report are not to be confused with adjudicated or sanctioned Anti-Doping Rule Violations (ADRVs), as the figures given in this report may contain findings that underwent the Therapeutic Use Exemption (TUE) approval process or multiple findings on the same Athlete. This data details the number of occurrences of AAFs and therefore multiple AAFs may be linked to the same Sample.

Table 138: Total AAFs* per Drug Class as Reported in ARISF Sports - continued

Sports	Discipline	Anabolic Agents	Peptide Hormones, Growth Factors and Related Substances and Mimetics	Beta-2 Agonists	Hormone and Metabolic Modulators	Diuretics and Other Masking Agents	Stimulants	Narcotics	Cannabinoids	Glucocorticosteroids	Beta-Blockers	Enhancement of Oxygen Transfer	Chemical and Physical Manipulation	sub total	Total Findings per Sport	% of total Findings
		S1.	S2.	S3.	S4.	S5.	S6.	S7.	S8.	S9.	P1.	M1.	M2.			
Waterskiing	Tournament	-	-	-	-	1	-	-	-	-	-	-	-	1	2	1.6%
	Cableski	-	-	-	-	-	-	-	1	-	-	-	-	1		
Wushu	Sanda	3	-	-	2	-	-	-	-	-	-	-	-	5	6	4.8%
	Taolu	-	-	-	-	1	-	-	-	-	-	-	-	1		
TOTAL PER DRUG CLASS		23	0	11	15	11	31	3	21	11	0	0	0	126		
% of Drug Class		18%	0%	9%	12%	9%	25%	2%	17%	9%	0%	0%	0%			

Table 139: Total AAFs* per Drug Class as Reported in AIMS Sports

Sports	Discipline	Anabolic Agents	Peptide Hormones, Growth Factors and Related Substances	Beta-2 Agonists	Hormone and Metabolic Modulators	Diuretics and Other Masking Agents	Stimulants	Narcotics	Cannabinoids	Glucocorticosteroids	Beta-Blockers	Enhancement of Oxygen Transfer	Chemical and Physical Manipulation	sub total	Total Findings per Sport	% of total Findings
		S1.	S2.	S3.	S4.	S5.	S6.	S7.	S8.	S9.	P1.	M1.	M2.			
Arm Wrestling	Arm Wrestling	20	-	-	1	4	1	-	1	-	-	-	-	27	27	4.5%
Bodybuilding	Bodybuilding	163	-	2	23	37	9	-	4	-	-	-	-	238	335	56%
	Fitness	67	1	-	4	23	2	-	-	-	-	-	-	97		
Ju-Jitsu	Ju-Jitsu	11	-	-	3	2	-	-	-	-	-	-	-	16	16	2.7%
Powerlifting	Powerlifting	100	1	1	24	10	18	-	2	1	-	-	-	157	196	33%
	Bench Press	22	-	-	5	1	2	1	-	-	-	-	-	31		
	Force Athletique	7	-	-	-	1	-	-	-	-	-	-	-	8		
Sambo	Sambo	6	1	-	3	4	4	-	-	-	-	-	-	18	18	3.0%
Savate	Savate	-	-	-	-	-	-	-	-	2	-	-	-	2	2	0.3%
Sport Fishing	Sport Fishing	-	-	-	-	1	-	-	-	-	-	-	-	1	2	0.3%
	Fresh Water Sport Fishing	-	-	-	-	1	-	-	-	-	-	-	-	1		
TOTAL PER DRUG CLASS		396	3	3	63	84	36	1	7	3	0	0	0	596		
% of Drug Class		66%	1%	1%	11%	14%	6%	0%	1%	0.5%	0.0%	0%	0%			

* The Adverse Analytical Findings (AAFs) in this report are not to be confused with adjudicated or sanctioned Anti-Doping Rule Violations (ADRVs), as the figures given in this report may contain findings that underwent the Therapeutic Use Exemption (TUE) approval process or multiple findings on the same Athlete. This data details the number of occurrences of AAFs and therefore multiple AAFs may be linked to the same Sample.

Table 140: Total AAFs* per Drug Class as Reported in Paralympic Sports

Sports	Discipline	Anabolic Agents	Peptide Hormones, Growth Factors and Related Substances	Beta-2 Agonists	Hormone and Metabolic Modulators	Diuretics and Other Masking Agents	Stimulants	Narcotics	Cannabinoids	Glucocorticosteroids	Beta-Blockers	Enhancement of Oxygen Transfer	Chemical and Physical Manipulation	sub total	Total Findings per Sport	% of total Findings
		S1.	S2.	S3.	S4.	S5.	S6.	S7.	S8.	S9.	P1.	M1.	M2.			
Para-Alpine Skiing	Para-Alpine Skiing	-	-	-	-	1	-	-	-	-	-	-	-	1	1	1.1%
	Running Sprints 400m or less All Classes	5	-	-	1	1	5	-	-	-	-	-	-	12		
	Jumping - All Classes	3	-	-	-	3	3	-	-	-	-	-	-	9		
	Seated Throws - Classes: F31-F34/F51-F53	2	-	-	-	-	-	3	-	-	-	-	-	5		
Para-Athletics	Running Middle Distance 800m - 1500m All Classes	-	-	-	-	4	-	-	-	-	-	-	-	4	42	47.7%
	Standing Throws All Classes	2	-	-	-	1	1	-	-	-	-	-	-	4		
	Seated Throws - Classes: F54-F57	-	-	-	-	4	-	-	-	-	-	-	-	4		
	Wheelchair Racing - All Distances All Classes	-	-	-	-	-	-	-	-	2	-	-	-	2		
	Running Endurance - greater than 1500m All Classes	1	-	-	-	1	-	-	-	-	-	-	-	2		
Para-Ice Hockey	Para-Ice Hockey	-	-	-	-	1	-	-	-	-	-	-	-	1	1	1.1%
Para-Nordic Skiing	Para-Nordic Skiing	-	-	-	-	1	-	-	-	-	-	-	-	1	1	1.1%
Para-Powerlifting	Para-Powerlifting	12	-	-	3	3	2	1	-	2	-	-	-	23	23	26.1%
Para-Snowboard	Para-Snowboard	-	-	-	-	-	1	-	-	-	-	-	-	1	1	1.1%
Para-Swimming	Classes: S10/SB9/SM10 - S14/SB14	-	-	-	1	8	2	-	-	-	-	-	-	11	18	20%
	Classes: S4/SB4/SM4 – S9/SB8/SM9	1	-	1	-	4	1	-	-	-	-	-	-	7		
Para-Snowboard	Shooting Para Sport	1	-	-	-	-	-	-	-	-	-	-	-	1	1	1.1%
TOTAL PER DRUG CLASS		27	0	1	5	32	15	4	0	4	0	0	0		88	
% of Drug Class		31%	0%	1%	6%	36%	17%	5%	0%	5%	0%	0%	0%			

* The Adverse Analytical Findings (AAFs) in this report are not to be confused with adjudicated or sanctioned Anti-Doping Rule Violations (ADRVs), as the figures given in this report may contain findings that underwent the Therapeutic Use Exemption (TUE) approval process or multiple findings on the same Athlete. This data details the number of occurrences of AAFs and therefore multiple AAFs may be linked to the same Sample.

Table 141: Total AAFs* per Drug Class as Reported in Sports for Athletes with an Impairment

Sports	Discipline	Anabolic Agents	Peptide Hormones, Growth Factors and Related Substances	Beta-2 Agonists	Hormone and Metabolic Modulators	Diuretics and Other Masking Agents	Stimulants	Narcotics	Cannabinoids	Glucocorticosteroids	Beta-Blockers	Enhancement of Oxygen Transfer	Chemical and Physical Manipulation	sub total	Total Findings per Sport	% of total Findings
		S1.	S2.	S3.	S4.	S5.	S6.	S7.	S8.	S9.	P1.	M1.	M2.			
Archery	Para-Archery**	1	-	-	-	6	1	-	-	-	2	-	-	10	10	12.8%
Athletics	INAS Long Distance 3000m and greater	-	2	-	-	-	-	-	-	-	-	-	-	2	2	2.6%
Badminton	Para-Badminton**	1	-	-	1	-	-	-	-	-	-	-	-	2	2	2.6%
Basketball	Wheelchair Basketball	1	-	-	-	1	1	1	-	-	-	-	-	4	4	5.1%
Boccia	Para-Boccia	-	-	-	-	3	-	-	-	-	-	-	-	3	3	3.8%
Cycling	Para-Cycling Road**	3	5	1	1	-	1	1	-	-	-	-	-	12	17	21.8%
	Para-Cycling**	3	-	-	1	-	-	-	-	-	-	-	-	4		
	Para-Cycling Track Sprint**	-	-	1	-	-	-	-	-	-	-	-	-	1		
Fencing	Wheelchair Fencing	-	-	-	-	-	-	1	-	-	-	-	-	1	1	1.3%
Football 5-a-Side	Para-Football 5-a-side	-	-	-	-	2	-	-	-	-	-	-	-	2	2	2.6%
Goalball	Goalball	-	-	-	-	9	-	-	-	-	-	-	-	9	9	11.5%
Handball	Wheelchair Handball	-	-	-	-	-	1	-	-	-	-	-	-	1	1	1.3%
Judo	Para-Judo**	2	-	-	-	2	-	-	1	-	-	-	-	5	5	6.4%
ParaVolley	ParaVolley Sitting	-	-	-	1	-	-	-	-	-	-	-	-	1	1	1.3%
Rowing	Para-Rowing**	-	-	-	-	1	1	-	-	-	-	-	-	2	2	2.6%
Rugby	Wheelchair Rugby	-	-	-	-	-	-	-	1	-	-	-	-	1	1	1.3%
Table Tennis	Para-Table Tennis**	1	-	1	-	1	-	-	-	-	-	-	-	3	3	3.8%
Taekwondo	Para-Taekwondo-Kyorugi**	-	-	-	-	7	-	-	-	-	-	-	-	7	7	9.0%
Tennis	Wheelchair Tennis**	-	-	-	-	1	-	-	-	-	-	-	-	1	1	1.3%
Triathlon	Para-Triathlon**	-	-	3	-	2	-	2	-	-	-	-	-	7	7	9.0%
TOTAL PER DRUG CLASS		12	7	6	4	35	5	5	2	0	2	0	0	78		
% of Drug Class		15%	9%	8%	5%	45%	6%	6%	3%	0%	3%	0%	0%			

** Sports and disciplines under the governance of the respective ASOIF and AIOWF IFs.

* The Adverse Analytical Findings (AAFs) in this report are not to be confused with adjudicated or sanctioned Anti-Doping Rule Violations (ADRVs), as the figures given in this report may contain findings that underwent the Therapeutic Use Exemption (TUE) approval process or multiple findings on the same Athlete. This data details the number of occurrences of AAFs and therefore multiple AAFs may be linked to the same Sample.

Table 142: Total AAFs* per Drug Class in Other Sports - Code Signatories

Sports	Discipline	Anabolic Agents	Peptide Hormones, Growth Factors and Related Substances	Beta-2 Agonists	Hormone and Metabolic Modulators	Diuretics and Other Masking Agents	Stimulants	Narcotics	Cannabinoids	Glucocorticosteroids	Beta-Blockers	Enhancement of Oxygen Transfer	Chemical and Physical Manipulation	Sub total	Total Findings per Sport	% of total Findings
		S1.	S2.	S3.	S4.	S5.	S6.	S7.	S8.	S9.	P1.	M1.	M2.			
Australian Rules Football	Australian Rules Football	-	-	-	-	1	1	-	-	2	-	-	-	4	4	13.8%
Karate	Shinkyokushin WKO	-	-	-	-	-	1	-	-	-	-	-	-	1	1	3%
Kettlebell Lifting	Kettlebell Lifting	1	-	-	2	-	1	-	-	-	-	-	-	4	4	14%
Rugby League	Rugby League	6	-	1	-	-	3	-	1	1	-	-	-	12	12	41%
School Sports	Athletics Sprint 400m or less	3	-	-	-	-	-	-	-	-	-	-	-	3	5	6.4%
	Swimming Middle Distance 200-400m	-	-	-	1	-	-	-	-	-	-	-	-	1		
	Athletics Long distance 3000m or greater	1	-	-	-	-	-	-	-	-	-	-	-	1		
Taekwondo	ITF Taekwondo	-	-	-	1	-	-	-	-	-	-	-	-	1	1	3%
Triathlon	Ironman	-	-	-	-	-	-	-	-	2	-	-	-	2	2	7%
TOTAL PER DRUG CLASS		11	0	1	4	1	6	0	1	5	0	0	0	29		
% of Drug Class		38%	0%	3%	14%	3%	21%	0%	3%	17%	0%	0%	0%			

Sports**	Discipline**	Anabolic Agents	Peptide Hormones, Growth Factors and Related Substances	Beta-2 Agonists	Hormone and Metabolic Modulators	Diuretics and Other Masking Agents	Stimulants	Narcotics	Cannabinoids	Glucocorticosteroids	Beta-Blockers	Enhancement of Oxygen Transfer	Chemical and Physical Manipulation	Sub total	Total Findings per Sport	% of total Findings
		S1.	S2.	S3.	S4.	S5.	S6.	S7.	S8.	S9.	P1.	M1.	M2.			
Boxing	EBU Pro Boxing - SSI	1	-	-	-	-	-	-	-	-	-	-	-	1	2	2.6%
	BBBOC Pro Boxing - UKAD	-	-	-	-	-	1	-	-	-	-	-	-	1		
Brazilian Jiu-Jitsu	Brazilian Jiu-Jitsu - ADSE	-	-	-	1	-	-	-	-	-	-	-	-	1	1	3.4%
Flying Disc	Professional Disc Golf - SSI	-	-	-	-	-	-	-	1	-	-	-	-	1	1	3%
Functional Fitness	Functional Fitness - ADNO	1	-	-	1	-	-	-	-	-	-	-	-	2	2	7%
Kabaddi	Kabaddi-ADAK	1	-	-	-	-	-	-	-	-	-	-	-	1	1	3%
Mixed Martial Arts	Mixed Martial Arts - ADSE	6	-	1	2	-	-	-	2	-	-	-	-	11	11	38%
Powerlifting	WPC Powerlifting – AMADA	10	-	-	-	-	-	-	-	-	-	-	-	10	10	34%
TOTAL PER DRUG CLASS		19	0	1	4	0	1	0	3	0	0	0	0	28		
% of Drug Class		66%	0%	3%	14%	0%	3%	0%	10%	0%	0%	0%	0%			

* The Adverse Analytical Findings (AAFs) in this report are not to be confused with adjudicated or sanctioned Anti-Doping Rule Violations (ADRVs), as the figures given in this report may contain findings that underwent the Therapeutic Use Exemption (TUE) approval process or multiple findings on the same Athlete. This data details the number of occurrences of AAFs and therefore multiple AAFs may be linked to the same Sample.

Table 143: Total AAFs* per Drug Class in Other Sports - Code Signatories - Military Sports

Sports	Discipline	Anabolic Agents S1.	Peptide Hormones, Growth Factors and Related Substances S2.	Beta-2 Agonists S3.	Hormone and Metabolic Modulators S4.	Diuretics and Other Masking Agents S5.	Stimulants S6.	Narcotics S7.	Cannabinoids S8.	Glucocorticosteroids S9.	Beta-Blockers P1.	Enhancement of Oxygen Transfer M1.	Chemical and Physical Manipulation M2.	Sub total	Total Findings per Sport	% of total Findings
none	-	-	-	-	-	-	-	-	-	-	-	-	-	-	0	n/a
TOTAL PER DRUG CLASS		0	0	0	0	0	0	0	0	0	0	0	0		0	
% of Drug Class		0%	0%	0%	0%	0%	0%	0%	0%	0%	0%	0%	0%			

Table 144: Total AAFs* per Drug Class in Other Sports - Code Signatories - University Sports

Sports	Discipline	Anabolic Agents S1.	Peptide Hormones, Growth Factors and Related Substances S2.	Beta-2 Agonists S3.	Hormone and Metabolic Modulators S4.	Diuretics and Other Masking Agents S5.	Stimulants S6.	Narcotics S7.	Cannabinoids S8.	Glucocorticosteroids S9.	Beta-Blockers P1.	Enhancement of Oxygen Transfer M1.	Chemical and Physical Manipulation M2.	Sub total	Total Findings per Sport	% of total Findings
American Football	University	4	-	-	-	-	3	-	-	-	-	-	-	7	7	54%
Football	University	-	-	-	1	-	1	-	-	-	-	-	-	2	2	15%
Ice Hockey	University	-	-	-	-	-	1	-	-	-	-	-	-	1	1	8%
Rugby	University Sevens	-	-	-	-	-	3	-	-	-	-	-	-	3	3	23%
TOTAL PER DRUG CLASS		4	0	0	1	0	8	0	0	0	0	0	0		13	
% of Drug Class		31%	0%	0%	8%	0%	62%	0%	0%	0%	0%	0%	0%			

Table 145: Total AAFs* per Drug Class in Other Sports

Sports	Discipline	Anabolic Agents S1.	Peptide Hormones, Growth Factors and Related Substances S2.	Beta-2 Agonists S3.	Hormone and Metabolic Modulators S4.	Diuretics and Other Masking Agents S5.	Stimulants S6.	Narcotics S7.	Cannabinoids S8.	Glucocorticosteroids S9.	Beta-Blockers P1.	Enhancement of Oxygen Transfer M1.	Chemical and Physical Manipulation M2.	Sub total	Total Findings per Sport	% of total Findings
Athletics	Ultra Trail	-	-	-	-	-	1	-	-	4	-	-	-	5	6	85.7%
	Short Trail	-	-	-	-	-	-	-	1	-	-	-	-	1		
Gaelic Games	Football	-	-	1	-	-	-	-	-	-	-	-	-	1	1	14.3%
TOTAL PER DRUG CLASS		0	0	1	0	0	1	0	1	4	0	0	0		7	
% of Drug Class		0%	0%	14%	0%	0%	14%	0%	14%	57%	0%	0%	0%			

* The Adverse Analytical Findings (AAFs) in this report are not to be confused with adjudicated or sanctioned Anti-Doping Rule Violations (ADRVs), as the figures given in this report may contain findings that underwent the Therapeutic Use Exemption (TUE) approval process or multiple findings on the same Athlete. This data details the number of occurrences of AAFs and therefore multiple AAFs may be linked to the same Sample.

2021 Anti-Doping Testing Figures

TESTING AUTHORITY REPORT

Table of Contents

Total Samples Analyzed

Table 1	: Summary - Total Samples by Testing Authority (TA) Category
Table 2	: Total Samples by Gender
Table 3	: Total Samples by Gender - TA Categories
Table 4	: Total Samples by TA Category - ASOIF member International Federations
Table 5	: Total Samples by TA Category - AIOWF member International Federations
Table 6	: Total Samples by TA Category - ARISF member International Federations
Table 7	: Total Samples by TA Category - AIMS member International Federations
Table 8	: Total Samples by TA Category - National Anti-Doping Organizations and National Olympic Committees acting as a NADO
Table 9	: Total Samples by TA Category - Other ADOs which are Code Signatories

Tests Conducted

Table 10	: GC/C/IRMS Tests Conducted per Testing Authority for Markers of the Steroid Profile
Table 11	: ERA Tests Conducted per Testing Authority (Urine)
Table 12	: ERA Tests Conducted per Testing Authority (Blood)
Table 13	: GHRF (GHS/GHRP) Tests Conducted per Testing Authority (Urine)
Table 14	: GHRF (GHRH) Tests Conducted per Testing Authority (Urine)
Table 15	: GnRH Tests Conducted per Testing Authority (Urine)
Table 16	: Insulin Tests Conducted per Testing Authority (Urine and Blood)
Table 17	: IGF-1 Analogs Tests Conducted per Testing Authority (Urine and Blood)
Table 18	: hGH Isoforms Tests Conducted per Testing Authority (Blood)
Table 19	: hGH Biomarkers Tests Conducted per Testing Authority (Blood)
Table 20	: HBOC Tests Conducted per Testing Authority (Blood)
Table 21	: HBT Tests Conducted per Testing Authority (Blood)
Table 22a	: Steroid Ester Tests Conducted per Testing Authority (Blood)
Table 22b	: DBS Tests Conducted per Testing Authority

Sports Governed by ASOIF IFs:

Table 23	: ASOIF Sport - Aquatics
Table 24	: ASOIF Sport - Archery
Table 25	: ASOIF Sport - Athletics
Table 26	: ASOIF Sport - Badminton
Table 27	: ASOIF Sport - Basketball
Table 28	: ASOIF Sport - Boxing
Table 29	: ASOIF Sport - Canoe
Table 30	: ASOIF Sport - Cycling
Table 31	: ASOIF Sport - Equestrian Sports
Table 32	: ASOIF Sport - Fencing
Table 33	: ASOIF Sport - Field Hockey
Table 34	: ASOIF Sport - Football
Table 35	: ASOIF Sport - Golf
Table 36	: ASOIF Sport - Gymnastics
Table 37	: ASOIF Sport - Handball
Table 38	: ASOIF Sport - Judo
Table 39	: ASOIF Sport - Modern Pentathlon
Table 40	: ASOIF Sport - Rowing
Table 41	: ASOIF Sport - Rugby Union
Table 42	: ASOIF Sport - Sailing
Table 43	: ASOIF Sport - Shooting

Table of Contents

Table 44 : ASOIF Sport - Table Tennis
Table 45 : ASOIF Sport - Taekwondo
Table 46 : ASOIF Sport - Tennis
Table 47 : ASOIF Sport - Triathlon
Table 48 : ASOIF Sport - Volleyball
Table 49 : ASOIF Sport - Weightlifting
Table 50 : ASOIF Sport - Wrestling

Sports Governed by AIOWF IFs:

Table 51 : AIOWF Sport - Biathlon
Table 52 : AIOWF Sport - Bobsleigh
Table 53 : AIOWF Sport - Curling
Table 54 : AIOWF Sport - Ice Hockey
Table 55 : AIOWF Sport - Luge
Table 56 : AIOWF Sport - Skating
Table 57 : AIOWF Sport - Skiing

Sports Governed by ARISF IFs:

Table 58 : ARISF Sport - Air Sports
Table 59 : ARISF Sport - American Football
Table 60 : ARISF Sport - Automobile
Table 61 : ARISF Sport - Bandy
Table 62 : ARISF Sport - Baseball / Softball
Table 63 : ARISF Sport - Basque Pelota
Table 64 : ARISF Sport - Billiards Sports
Table 65 : ARISF Sport - Boules Sports
Table 66 : ARISF Sport - Bowling
Table 67 : ARISF Sport - Bridge
Table 68 : ARISF Sport - Cheer Union
Table 69 : ARISF Sport - Chess
Table 70 : ARISF Sport - Cricket
Table 71 : ARISF Sport - DanceSport
Table 72 : ARISF Sport - Floorball
Table 73 : ARISF Sport - Flying Disc
Table 74 : ARISF Sport - Icestocksport
Table 75 : ARISF Sport - Karate
Table 76 : ARISF Sport - Kickboxing
Table 77 : ARISF Sport - Korfball
Table 78 : ARISF Sport - Lacrosse
Table 79 : ARISF Sport - Life Saving
Table 80 : ARISF Sport - Motorcycling
Table 81 : ARISF Sport - Climbing and Mountaineering
Table 82 : ARISF Sport - Muaythai
Table 83 : ARISF Sport - Netball
Table 84 : ARISF Sport - Orienteering
Table 85 : ARISF Sport - Polo
Table 86 : ARISF Sport - Powerboating
Table 87 : ARISF Sport - Racquetball
Table 88 : ARISF Sport - Roller Sports

Table of Contents

Table 89 : ARISF Sport - Sambo
Table 90 : ARISF Sport - Ski Mountaineering
Table 91 : ARISF Sport - Sport Climbing
Table 92 : ARISF Sport - Squash
Table 93 : ARISF Sport - Sumo
Table 94 : ARISF Sport - Surfing
Table 95 : ARISF Sport - Tug of War
Table 96 : ARISF Sport - Underwater Sports
Table 97 : ARISF Sport - Water Skiing
Table 98 : ARISF Sport - Wushu

Sports Governed by AIMS IFs:

Table 99 : AIMS Sport - Aikido
Table 100 : AIMS Sport - Arm Wrestling
Table 101 : AIMS Sport - Bodybuilding
Table 102 : AIMS Sport - Casting
Table 103 : AIMS Sport - Darts
Table 104 : AIMS Sport - Dragon Boat
Table 105 : AIMS Sport - Draughts
Table 106 : AIMS Sport - Fistball
Table 107 : AIMS Sport - Go
Table 108 : AIMS Sport - Ju-Jitsu
Table 109 : AIMS Sport - Kendo
Table 110 : AIMS Sport - Minigolf
Table 111 : AIMS Sport - Powerlifting
Table 112 : AIMS Sport - Savate
Table 113 : AIMS Sport - Sepaktakraw
Table 114 : AIMS Sport - Sleddog
Table 115 : AIMS Sport - Soft Tennis
Table 116 : AIMS Sport - Sport Fishing
Table 117 : AIMS Sport - Teqball

Sports Governed by the IPC:

Table 118 : Paralympic Sport - Para-Swimming and Aquatics
Table 119 : Paralympic Sport - Para-Athletics and Athletics
Table 120 : Paralympic Sport - Para-Biathlon
Table 121 : Paralympic Sport - Para-DanceSport
Table 122 : Paralympic Sport - Para-Ice Hockey
Table 123 : Paralympic Sport - Para-Nordic Skiing
Table 124 : Paralympic Sport - Para-Powerlifting and Powerlifting
Table 125 : Paralympic Sport - Shooting Para Sport
Table 126 : Paralympic Sport - Para-Alpine Skiing
Table 127 : Paralympic Sport - Para-Snowboard

Table of Contents

Sports for Athletes with an Impairment

Table 128	: Sports for Athletes with an Impairment - Aquatics
Table 129	: Sports for Athletes with an Impairment - Archery
Table 130	: Sports for Athletes with an Impairment - Arm Wrestling
Table 131	: Sports for Athletes with an Impairment - Athletics
Table 132	: Sports for Athletes with an Impairment - Badminton
Table 133	: Sports for Athletes with an Impairment - Basketball
Table 134	: Sports for Athletes with an Impairment - Bobsleigh
Table 135	: Sports for Athletes with an Impairment - Boccia
Table 136	: Sports for Athletes with an Impairment - Canoe
Table 137	: Sports for Athletes with an Impairment - Curling
Table 138	: Sports for Athletes with an Impairment - Cycling
Table 139	: Sports for Athletes with an Impairment - Equestrian
Table 140	: Sports for Athletes with an Impairment - Fencing
Table 141	: Sports for Athletes with an Impairment - Football
Table 142	: Sports for Athletes with an Impairment - Football 5-a-Side
Table 143	: Sports for Athletes with an Impairment - Football 7-a-Side
Table 144	: Sports for Athletes with an Impairment - Goalball
Table 145	: Sports for Athletes with an Impairment - Handball
Table 146	: Sports for Athletes with an Impairment - Ice Hockey
Table 147	: Sports for Athletes with an Impairment - Judo
Table 148	: Sports for Athletes with an Impairment - Karate
Table 149	: Sports for Athletes with an Impairment - Orienteering
Table 150	: Sports for Athletes with an Impairment - ParaVolley
Table 151	: Sports for Athletes with an Impairment - Powerlifting
Table 152	: Sports for Athletes with an Impairment - Rowing
Table 153	: Sports for Athletes with an Impairment - Rugby
Table 154	: Sports for Athletes with an Impairment - Sailing
Table 155	: Sports for Athletes with an Impairment - Shooting
Table 156	: Sports for Athletes with an Impairment - Sport Climbing
Table 157	: Sports for Athletes with an Impairment - Table Tennis
Table 158	: Sports for Athletes with an Impairment - Taekwondo
Table 159	: Sports for Athletes with an Impairment - Tennis
Table 160	: Sports for Athletes with an Impairment - Triathlon
Table 161	: Sports for Athletes with an Impairment - Volleyball
Table 162	: Sports for Athletes with an Impairment - Waterskiing
Table 163	: Sports for Athletes with an Impairment - Wrestling

Table of Contents

Other Sports - Code Signatories

Table 164	: Other Sports - Code Signatories - Australian Rules Football
Table 165	: Other Sports - Code Signatories - Bowls
Table 166	: Other Sports - Code Signatories - Cheerleading
Table 167	: Other Sports - Code Signatories - Electronic Sports
Table 168	: Other Sports - Code Signatories - Jump Rope
Table 169	: Other Sports - Code Signatories - Karate (Shinkyokushin WKO)
Table 170	: Other Sports - Code Signatories - Kettlebell Lifting
Table 171	: Other Sports - Code Signatories - Kudo
Table 172	: Other Sports - Code Signatories - Kurash
Table 173	: Other Sports - Code Signatories - Rugby League
Table 174	: Other Sports - Code Signatories - ITF Taekwondo
Table 175	: Other Sports - Code Signatories - School Sports
Table 176	: Other Sports - Code Signatories - Ironman Triathlon
Table 177	: Other Sports - Code Signatories - Unifight
Table 178	: Other Sports - Code Signatories**
Table 179	: Other Sports - Code Signatories - Military Sports
Table 180	: Other Sports - Code Signatories - University Sports

** Although these Sport-Disciplines are regulated by a Non-Code Signatory, WADA has specifically permitted the ADO to enter all relevant data in ADAMS as it has been confirmed and demonstrated that the ADO possesses Code-compliant Testing and Result Management Authority over this Sport-Discipline.

Terms and Abbreviations

IC	In-Competition
OOO	Out-of-Competition
Sample	Any biological material collected for the purposes of Doping Control*
AAF	Adverse Analytical Finding
ATF	Atypical Finding
GC/C/IRMS	Gas Chromatograph/Carbon/Isotope Ratio Mass Spectrometry (e.g."IRMS")
ERA	EPO-Receptor Agonists**
hGH Isoforms	Human Growth Hormone Isoform Differential Immunoassay
hGH Biomarkers	Human Growth Hormone Biomarkers
GHRF (GHS/GHRP)	Growth Hormone Releasing Factors (Growth Hormone Secretagogues/GH-Releasing Peptides)
GHRF (GHRH)	Growth Hormone Releasing Factors (Growth Hormone Releasing Hormone)
GnRH	Gonadotrophin Releasing Hormones
HBT	Homologous Blood Transfusion
HBOC	Haemoglobin Based Oxygen Carrier
IGF-I	Insulin-like Growth Factor-I (and its analogues)
ABP	Athlete Biological Passport
IOC	International Olympic Committee
ASOIF	Association of Summer Olympic International Federations
AIOWF	Association of International Olympic Winter Sports Federations
ARISF	Association of IOC Recognized International Sports Federations
AIMS	Alliance of Independent Recognized Members of Sport
NADO	National Anti-Doping Organization
RADO	Regional Anti-Doping Organization
NOC	National Olympic Committee
MEO	Major Event Organization
IF	International Federation
NF	National Federation
IPC	International Paralympic Committee***
Other Code Signatories	Organizations which are outside of the categories in Tables 4-8 but are signatories to the Code.
Sports for Athletes with an Impairment	Sports and disciplines under the governance of the respective Olympic IFs or independent IFs which govern sports for athletes with an impairment
ADAMS	Anti-Doping Administration and Management System
TA	Testing Authority
SCA	Sample Collection Authority
-	a "dash" represents "0" (no data) in tables compiling the number of Samples, ATFs or AAFs
(R)	A discipline which is discontinued in ADAMS based on request of the governing IF, being an event under an existing discipline or being no longer necessary for administrative purposes

* Biological material limited to urine and blood in this report

** Including recombinant erythropoietins (i.e. epoetins) and their analogues (e.g. darbepoetin, pegserpoetin, peginesatide, CERA, EPO-Fc)

*** Limited to sport/disciplines under the governance of the IPC (others are compiled under the category "Sports for Athletes with an Impairment").

This report compiles data as recorded in ADAMS on 10 Aug 2022 (plus supplemental data after Stakeholder consultation)

Table 1: SUMMARY
Total Samples by Testing Authority* (TA) Category

Testing Authority Category	TAs	Urine		Blood		DBS		Total Samples	% of total
		Samples	%AAF	Samples	% AAF	Samples	% AAF		
National Anti-Doping Organization	158	161,867	0.77%	14,331	0.14%	884	0.23%	177,082	73%
ASOIF member International Federation	28	38,951	0.45%	4,699	0.11%	0	-	43,650	18%
Other Sport Organizations - Code Signatories	24	9,827	0.46%	1,103	0.27%	69	-	10,999	5%
AIOWF member International Federation	7	5,091	0.06%	1,077	-	15	-	6,183	3%
ARISF member International Federation	36	2,545	0.90%	106	-	0	-	2,651	1%
AIMS member International Federation	14	841	4.99%	24	-	0	-	865	0.4%
TOTALS	267	219,122		21,340		968		241,430	

IC and OOC Samples by Testing Authority* (TA) Category

Testing Authority Category	Urine				Blood				DBS			
	IC		OOC		IC		OOC		IC		OOC	
	Samples	% AAF	Samples	% AAF	Samples	% AAF	Samples	% AAF	Samples	% AAF	Samples	% AAF
National Anti-Doping Organization	61,976	1.46%	99,891	0.34%	2,532	0.1%	11,799	0.15%	93	1.1%	791	0.13%
ASOIF member International Federation	22,018	0.64%	16,933	0.21%	1,397	-	3,302	0.15%	-	-	-	-
Other Sport Organizations - Code Signatories	6,103	0.48%	3,724	0.43%	394	0.25%	709	0.26%	-	-	69	-
AIOWF member International Federation	2,706	0.07%	2,385	0.04%	303	-	774	-	13	-	2	-
ARISF member International Federation	1,594	1.25%	951	0.32%	60	-	46	-	-	-	-	-
AIMS member International Federation	587	5.79%	254	3.15%	1	-	23	-	-	-	-	-
	94,984		124,138		4,687		16,653		106		862	

* Testing Authority (TA) names appear in this report as entered by the respective Anti-Doping Organizations (ADOs) in ADAMS

Table 2: Total Samples by Gender - ALL Testing Authorities

Gender	Urine						Blood						DBS				Total		
	IC	ATF	AAF	IC	ATF	AAF	IC	ATF	AAF	IC	ATF	AAF	IC	AAF	OOC	AAF	Samples	% ATF	% AAF
Male	64477	88	823	77053	141	262	3226	5	3	10634	9	18	80	1	352	1	155822	0.2%	0.7%
Female	30506	39	305	47078	26	140	1461	-	-	6017	4	7	26	-	510	-	85598	0.1%	0.5%
X (not recorded)	1	-	-	7	-	-	-	-	-	2	-	-	-	-	-	-	10	-	-
	94,984	127	1,128	124,138	167	402	4,687	5	3	16,653	13	25	106	1	862	1	241,430	0.1%	0.6%

Table 3: Total Samples by Gender - TA Categories
ASOIF member International Federations

Gender	Urine						Blood						DBS				Total		
	IC	ATF	AAF	IC	ATF	AAF	IC	ATF	AAF	IC	ATF	AAF	IC	AAF	OOC	AAF	Samples	% ATF	% AAF
Male	14592	20	75	11158	15	17	996	-	-	2158	-	4	-	-	-	-	28904	0.1%	0.3%
Female	7425	16	66	5775	2	18	401	-	-	1143	4	1	-	-	-	-	14744	0.1%	0.6%
X (not recorded)	1	-	-	-	-	-	-	-	-	1	-	-	-	-	-	-	2	-	-
	22,018	36	141	16,933	17	35	1,397	-	-	3,302	4	5	-	-	-	-	43,650	0.1%	0.4%

AIOWF member International Federations

Gender	Urine						Blood						DBS				Total		
	IC	ATF	AAF	IC	ATF	AAF	IC	ATF	AAF	IC	ATF	AAF	IC	AAF	OOC	AAF	Samples	% ATF	% AAF
Male	1623	-	2	1343	3	1	169	-	-	418	-	-	10	-	1	-	3564	0.1%	0.1%
Female	1083	-	-	1042	-	-	134	-	-	356	-	-	3	-	1	-	2619	-	-
	2,706	-	2	2,385	3	1	303	-	-	774	-	-	13	-	2	-	6,183	0.05%	0.05%

ARISF member International Federations

Gender	Urine						Blood						DBS				Total		
	IC	ATF	AAF	IC	ATF	AAF	IC	ATF	AAF	IC	ATF	AAF	IC	AAF	OOC	AAF	Samples	% ATF	% AAF
Male	1034	1	17	641	8	3	45	-	-	26	-	-	-	-	-	-	1746	0.5%	1.1%
Female	560	1	3	310	-	-	15	-	-	20	-	-	-	-	-	-	905	0.1%	0.3%
	1,594	2	20	951	8	3	60	-	-	46	-	-	-	-	-	-	2,651	0.4%	0.9%

AIMS member International Federations

Gender	Urine						Blood						DBS				Total		
	IC	ATF	AAF	IC	ATF	AAF	IC	ATF	AAF	IC	ATF	AAF	IC	AAF	OOC	AAF	Samples	% ATF	% AAF
Male	357	2	26	153	1	6	-	-	-	15	1	-	-	-	-	-	525	0.8%	6.1%
Female	230	-	8	101	-	2	1	-	-	8	-	-	-	-	-	-	340	-	2.9%
	587	2	34	254	1	8	1	-	-	23	1	-	-	-	-	-	865	0.5%	4.9%

National Anti-Doping Organizations

Gender	Urine						Blood						DBS				Total		
	IC	ATF	AAF	IC	ATF	AAF	IC	ATF	AAF	IC	ATF	AAF	IC	AAF	OOC	AAF	Samples	% ATF	% AAF
Male	43541	61	687	61622	108	224	1790	5	2	7556	8	13	70	1	320	1	114899	0.2%	0.8%
Female	18435	19	215	38262	21	115	742	-	-	4242	-	5	23	-	471	-	62175	0.06%	0.5%
X (not recorded)	-	-	-	7	-	-	-	-	-	1	-	-	-	-	-	-	8	-	-
	61,976	80	902	99,891	129	339	2,532	5	2	11,799	8	18	93	1	791	1	177,082	0.13%	0.7%

Other ADOs which are Code Signatories

Gender	Urine						Blood						DBS				Total		
	IC	ATF	AAF	IC	ATF	AAF	IC	ATF	AAF	IC	ATF	AAF	IC	AAF	OOC	AAF	Samples	% ATF	% AAF
Male	3330	4	16	2136	6	11	226	-	1	461	-	1	-	-	31	-	6184	0.8%	0.4%
Female	2773	3	13	1588	3	5	168	-	-	248	-	1	-	-	38	-	4815	-	-
	6,103	7	29	3,724	9	16	394	-	1	709	-	2	-	-	69	-	10,999	0.5%	0.4%

Table 4: Total Samples by TA Category - ASOIF member International Federations

ASOIF member International Federations	ADAMS ADO Code	Urine				Blood				DBS				Total Samples	% AAF
		IC Samples	AAF	OOB Samples	AAF	IC Samples	AAF	OOB Samples	AAF	IC Samples	AAF	OOB Samples	AAF		
International Federation of Football Associations*	FIFA	5215	16	2118	-	319	-	641	-	-	-	-	-	8293	0.2%
International Cycling Union	UCI	3146	8	3633	8	301	-	407	1	-	-	-	-	7487	0.2%
International Tennis Federation	ITF	3617	23	960	2	-	-	917	-	-	-	-	-	5494	0.5%
World Athletics - Athletics Integrity Unit	World Athletics - AIU	2106	21	2312	5	9	-	293	2	-	-	-	-	4720	0.6%
International Swimming Federation	FINA	560	10	2788	4	58	-	310	-	-	-	-	-	3716	0.4%
International Weightlifting Federation	IWF	1232	18	1102	4	485	-	209	1	-	-	-	-	3028	0.7%
World Rugby	World Rugby	593	5	666	2	-	-	147	-	-	-	-	-	1406	0.5%
United World Wrestling	UWW	716	6	218	2	35	-	40	-	-	-	-	-	1009	0.8%
World Triathlon	World Triathlon	690	8	149	3	56	-	32	1	-	-	-	-	927	1.2%
International Basketball Federation	FIBA	621	1	211	-	-	-	4	-	-	-	-	-	836	0.1%
International Gymnastics Federation	FIG	401	3	263	1	44	-	16	-	-	-	-	-	724	0.6%
World Rowing	FISA	132	2	479	-	-	-	40	-	-	-	-	-	651	0.3%
International Handball Federation	IHF	369	1	294	-	12	-	7	-	-	-	-	-	682	0.1%
Badminton World Federation	BWF	256	1	225	1	-	-	96	-	-	-	-	-	577	0.3%
International Judo Federation	IJF	328	6	223	-	-	-	22	-	-	-	-	-	573	1.0%
International Boxing Association	IBA	114	2	292	-	-	-	28	-	-	-	-	-	434	0.5%
International Canoe Federation	ICF	238	-	138	-	-	-	18	-	-	-	-	-	394	-
International Volleyball Federation	FIVB	273	-	53	-	54	-	12	-	-	-	-	-	392	-
International Shooting Sport Federation	ISSF	307	2	51	-	-	-	-	-	-	-	-	-	358	0.6%
World Taekwondo	WT	148	1	162	-	5	-	18	-	-	-	-	-	333	0.3%
International Fencing Federation	FIE	119	-	173	-	-	-	13	-	-	-	-	-	305	-
World Archery Federation	WA	189	3	81	-	-	-	-	-	-	-	-	-	270	1.1%
International Equestrian Federation	FEI	136	2	101	-	-	-	1	-	-	-	-	-	238	0.8%
International Hockey Federation	FIH	117	1	68	-	11	-	7	-	-	-	-	-	203	0.5%
International Table Tennis Federation	ITTF	98	-	66	-	8	-	13	-	-	-	-	-	185	-
International Modern Pentathlon Union	UIPM	103	-	35	1	-	-	8	-	-	-	-	-	146	0.7%
International Golf Federation	IGF	74	-	58	2	-	-	3	-	-	-	-	-	135	1.5%
World Sailing	WS	120	1	14	-	-	-	-	-	-	-	-	-	134	0.7%
		22,018	141	16,933	35	1,397	-	3,302	5	-	-	-	-	43,650	0.4%

* Total includes tests conducted by UEFA and CONMEBOL

Table 5: Total Samples by TA Category - AIOWF member International Federations

AIOWF member International Federations	ADAMS ADO Code	Urine				Blood				DBS				Total Samples	% AAF
		IC Samples	AAF	OOB Samples	AAF	IC Samples	AAF	OOB Samples	AAF	IC Samples	AAF	OOB Samples	AAF		
International Ski Federation	FIS	704	-	946	-	56	-	392	-	13	-	2	-	2113	-
International Biathlon Union	IBU	439	-	514	-	89	-	206	-	-	-	-	-	1248	-
International Skating Union	ISU	513	-	355	-	79	-	128	-	-	-	-	-	1075	-
International Ice Hockey Federation	IIHF	604	2	217	1	41	-	25	-	-	-	-	-	887	0.3%
International Bobsleigh and Skeleton Federation	IBSF	295	-	170	-	33	-	21	-	-	-	-	-	519	-
International Luge Federation	FIL	95	-	115	-	5	-	2	-	-	-	-	-	217	-
World Curling Federation	WCF	56	-	68	-	-	-	-	-	-	-	-	-	124	-
		2,706	2	2,385	1	303	-	774	-	13	-	2	-	6,183	0.05%

Table 6: Total Samples by TA Category - ARISF member International Federations

ARISF member International Federations	ADAMS ADO Code	Urine				Blood				DBS				Total Samples	% AAF
		IC Samples	AAF	OOB Samples	AAF	IC Samples	AAF	OOB Samples	AAF	IC Samples	AAF	OOB Samples	AAF		
International Cricket Council	ICC	78	2	341	-	-	-	-	-	-	-	-	-	419	0.5%
World Baseball Softball Confederation	WBSC	101	2	135	-	10	-	7	-	-	-	-	-	253	0.8%
World Skate	WSK	161	1	30	-	4	-	5	-	-	-	-	-	200	0.5%
International Sambo Federation	FIAS	147	3	17	-	18	-	-	-	-	-	-	-	182	1.6%
World Karate Federation	WKF	87	1	78	2	8	-	8	-	-	-	-	-	181	1.7%
International Automobile Federation	FIA	111	-	45	-	-	-	-	-	-	-	-	-	156	-
International Federation of Sport Climbing	IFSC	88	-	41	-	-	-	6	-	-	-	-	-	135	-
World Underwater Federation	CMAS	102	-	15	-	7	-	2	-	-	-	-	-	126	-
International Motorcycling Federation	FIM	101	1	-	-	-	-	-	-	-	-	-	-	101	1.0%
International Floorball Federation	IFF	49	-	40	-	-	-	-	-	-	-	-	-	89	-
International Federation of American Football	IFAF	64	1	22	1	-	-	-	-	-	-	-	-	86	2.3%
World DanceSport Federation	WDSF	69	-	3	-	-	-	-	-	-	-	-	-	72	-
International Waterski & Wakeboard Federation	IWWF	55	1	15	-	-	-	2	-	-	-	-	-	72	1.4%
World Squash Federation	WSF	40	-	29	-	2	-	-	-	-	-	-	-	71	-
International Orienteering Federation	IOF	59	1	5	-	4	-	-	-	-	-	-	-	68	1.5%
World Chess Federation	FIDE	46	1	-	-	-	-	-	-	-	-	-	-	46	2.2%
International Surfing Association	ISA	15	1	31	-	-	-	-	-	-	-	-	-	46	2.2%
International Federation of Muaythai Associations	IFMA	20	1	18	-	-	-	5	-	-	-	-	-	43	2.3%
International Ski Mountaineering Federation	ISMF	34	-	6	-	-	-	-	-	-	-	-	-	40	-
World Association of Kickboxing Organizations	WAKO	10	-	26	-	-	-	4	-	-	-	-	-	40	-
International Life Saving Federation	ILSF	21	-	4	-	-	-	1	-	-	-	-	-	26	-
World Netball	WN	8	-	14	-	-	-	3	-	-	-	-	-	25	-
International Powerboating Federation	UIM	16	-	-	-	7	-	-	-	-	-	-	-	23	-
Tug of War International Federation	TWIF	19	1	-	-	-	-	-	-	-	-	-	-	19	5.3%
International Federation Icestocksport	IFI	5	-	9	-	-	-	3	-	-	-	-	-	17	-
International Korfball Federation	IKF	17	-	-	-	-	-	-	-	-	-	-	-	17	-
International Federation of Basque Pelota	FIPV	14	-	-	-	-	-	-	-	-	-	-	-	14	-
World Confederation of Billiards Sports	WCBS	14	1	-	-	-	-	-	-	-	-	-	-	14	7.1%
International Racquetball Federation	IRF	4	-	10	-	-	-	-	-	-	-	-	-	14	-
International Sumo Federation	IFS-Sumo	9	-	5	-	-	-	-	-	-	-	-	-	14	-
World Air Sports Federation	FAI	6	-	5	-	-	-	-	-	-	-	-	-	11	-
International Climbing and Mountaineering Federation	UIAA	10	1	-	-	-	-	-	-	-	-	-	-	10	10.0%
International Bowling Federation	IBF	4	-	5	-	-	-	-	-	-	-	-	-	9	-
International Federation of Bandy	FIB	6	-	-	-	-	-	-	-	-	-	-	-	6	-
International Polo Federation	FIPPOLO	4	1	-	-	-	-	-	-	-	-	-	-	4	25.0%
World Flying Disc Federation	WFDF	-	-	2	-	-	-	-	-	-	-	-	-	2	-
		1,594	20	951	3	60	-	46	-	-	-	-	-	2,651	0.9%

Table 7: Total Samples by TA Category - AIMS member International Federations

AIMS member International Federations	ADAMS ADO Code	Urine				Blood				DBS				Total Samples	% AAF
		IC Samples	AAF	OOB Samples	AAF	IC Samples	AAF	OOB Samples	AAF	IC Samples	AAF	OOB Samples	AAF		
International Powerlifting Federation	IPF	295	15	144	2	-	-	11	-	-	-	-	-	450	3.8%
Ju-Jitsu International Federation	JJIF	140	7	17	-	-	-	5	-	-	-	-	-	162	4.3%
World Arm Wrestling Federation	WAF	51	4	11	1	-	-	-	-	-	-	-	-	62	8.1%
International Federation of Teqball	FITEQ	34	-	14	-	-	-	-	-	-	-	-	-	48	-
International Federation of Bodybuilding and Fitness	IFBB	21	8	18	3	-	-	6	-	-	-	-	-	45	24.4%
International Sport Fishing Confederation	CIPS	16	-	8	2	-	-	-	-	-	-	-	-	24	8.3%
International Savate Federation	FIS-Savate	12	-	7	-	1	-	1	-	-	-	-	-	21	-
World Minigolf Sport Federation	WMF	8	-	8	-	-	-	-	-	-	-	-	-	16	-
International Fistball Association	IFA	4	-	8	-	-	-	-	-	-	-	-	-	12	-
International Kendo Federation	FIK	-	-	9	-	-	-	-	-	-	-	-	-	9	-
International Dragon Boat Federation	IDBF	-	-	6	-	-	-	-	-	-	-	-	-	6	-
International Go Federation	IGF-Go	4	-	-	-	-	-	-	-	-	-	-	-	4	-
International Federation of Sleddog Sports	IFSS	-	-	4	-	-	-	-	-	-	-	-	-	4	-
International Casting Sport Federation	ICSF	2	-	-	-	-	-	-	-	-	-	-	-	2	-
		587	34	254	8	1	-	23	-	-	-	-	-	865	4.9%

Table 8: Total Samples by TA Category - National Anti-Doping Organizations and National Olympic Committees acting as a NADO

NADOs	ADAMS ADO Code	Urine				Blood				DBS				Total Samples	% AAF
		IC Samples	AAF	OOC Samples	AAF	IC Samples	AAF	OOC Samples	AAF	IC Samples	AAF	OOC Samples	AAF		
China Anti-Doping Agency	CHINADA	5003	40	16599	15	158	-	1959	2	2	-	780	-	24501	0.2%
German National Anti-Doping Agency	NADA	4544	33	8128	4	379	-	1682	-	5	-	-	-	14738	0.3%
Russian National Anti-Doping Organization	RUSADA	2896	64	6772	19	111	-	222	2	-	-	-	-	10001	0.8%
French Anti-Doping Agency	AFLD-NADO	3666	62	4593	11	51	-	379	1	-	-	-	-	8689	0.8%
Italian National Anti-Doping Agency	NADO ITALIA	3695	44	3373	13	114	2	700	1	-	-	-	-	7882	0.7%
US Anti-Doping Agency	USADA	1879	45	4845	40	36	-	230	-	24	-	3	-	7017	1.2%
UK Anti-Doping	UKAD	1605	7	4681	7	33	-	624	-	-	-	-	-	6943	0.2%
Japan Anti-Doping Agency	JADA	2058	2	3539	7	98	-	441	-	-	-	-	-	6136	0.1%
Brasilian Authority on Anti-Doping Control	ABCD	3326	39	957	10	76	-	246	3	-	-	-	-	4605	1.1%
Sport Integrity Australia	SIA	959	20	2697	5	2	-	319	-	-	-	-	-	3977	0.6%
Belarus National Anti-Doping Agency	BNADA	803	21	2160	5	57	-	280	-	-	-	-	-	3300	0.8%
Canadian Centre for Ethics in Sport	CCES	576	14	2248	3	17	-	345	-	-	-	-	-	3186	0.5%
Korea Anti-Doping Agency	KADA	1072	14	1471	6	198	-	276	-	-	-	-	-	3017	0.7%
Romanian National Anti-Doping Agency	ANAD-Romania	1150	30	1237	4	213	-	371	-	-	-	-	-	2971	1.1%
Anti-Doping Sweden	ADSE	1356	22	1413	2	6	-	57	-	-	-	-	-	2832	0.8%
Spain National Anti-Doping Agency	ESP-NADO	1279	11	1160	2	46	-	111	-	-	-	-	-	2596	0.5%
Kazakhstan National Anti-Doping Centre	KAZ-NADO	566	16	1937	15	-	-	21	-	-	-	-	-	2524	1.2%
Swiss Sport Integrity	SSI	772	8	1426	4	4	-	315	1	-	-	-	-	2517	0.5%
Portugal Anti-Doping Agency	ADoP	1759	20	507	2	146	-	61	-	-	-	-	-	2473	0.9%
Finnish Center for Integrity in Sports	FINCIS	987	2	1271	2	16	-	112	2	-	-	-	-	2386	0.2%
National Anti-doping Center of Ukraine	NADC Ukraine	941	28	1134	11	147	-	69	-	-	-	-	-	2291	1.7%
Doping Authority Netherlands	DAN	567	12	1433	-	10	-	220	-	-	-	-	-	2230	0.5%
National Anti-Doping Agency Austria GmbH	NADA Austria	405	2	1453	3	24	-	314	-	-	-	-	-	2196	0.2%
Turkish Anti Doping Commission	TADC	851	5	1112	4	17	-	141	2	-	-	-	-	2121	0.4%
Colombian NADO	COL-NADO	571	7	946	3	121	-	341	2	-	-	-	-	1979	0.5%
Polish Anti-Doping Agency	POLADA	766	11	935	9	2	-	100	-	-	-	-	-	1803	1.1%
National Anti Doping Agency -India	IND-NADO	830	33	820	9	55	-	89	-	-	-	-	-	1794	2.3%
NADO Flanders	NADOF	1016	11	752	1	-	-	-	-	-	-	-	-	1768	0.7%
Mexican National Anti-Doping Committee	MEX-NADO	633	6	1126	2	2	-	-	-	-	-	-	-	1761	0.5%
Anti-Doping Denmark	ADD	559	14	804	3	29	-	118	-	62	1	8	1	1580	1.2%
Hungarian Anti-Doping Agency	HUNADO	485	4	808	3	45	-	228	-	-	-	-	-	1566	0.4%
Anti-Doping Norway	ADNO	497	12	904	6	2	-	72	1	-	-	-	-	1475	1.2%
Azerbaijan National Anti-Doping Agency	AMADA	446	9	801	5	29	-	89	-	-	-	-	-	1365	1.0%
Chilean National Anti-Doping Commission	CHI-NADO	743	12	582	2	-	-	-	-	-	-	-	-	1325	1.1%
Saudi Arabian Antidoping Committee	KSA-NADO	1002	7	299	-	-	-	-	-	-	-	-	-	1301	0.5%
Anti-Doping Agency of Kenya	ADAK	300	6	805	5	1	-	53	-	-	-	-	-	1159	0.9%
Indonesia Anti-Doping Organization	IADO	928	6	226	4	-	-	-	-	-	-	-	-	1154	0.9%
Sport Ireland	SI	249	1	712	1	-	-	154	-	-	-	-	-	1115	0.2%
Egyptian National Anti-doping Organization	EGY-NADO	332	10	705	4	3	-	14	-	-	-	-	-	1054	1.3%
Argentina National Anti-Doping Agency	ARG-CNAD	478	9	565	3	-	-	4	-	-	-	-	-	1047	1.1%
French Community of Belgium NADO	BEL-CFWB	483	8	400	1	66	-	97	-	-	-	-	-	1046	0.9%
Drug Free Sport New Zealand	DFSNZ	459	1	492	1	2	-	28	-	-	-	-	-	981	0.2%
South African Institute for Drug-Free Sport	SAIDS	620	24	320	4	11	-	5	-	-	-	-	-	956	2.9%

Table 8: Total Samples by TA Category - National Anti-Doping Organizations and National Olympic Committees acting as a NADO - continued

NADOs	ADAMS ADO Code	Urine				Blood				DBS				Total Samples	% AAF
		IC Samples	AAF	OOB Samples	AAF	IC Samples	AAF	OOB Samples	AAF	IC Samples	AAF	OOB Samples	AAF		
I.R Iran National Anti-Doping Organization	IRI-NADO	570	15	309	7	-	-	6	1	-	-	-	-	885	2.5%
HADA - Hellenic Antidoping Agency	EOKAN	592	6	288	2	-	-	-	-	-	-	-	-	880	0.9%
Bulgarian Anti-doping Center	BUL-NADO	355	13	402	4	15	-	68	-	-	-	-	-	840	2.0%
Doping Control Agency of Thailand	DCAT	175	-	663	2	-	-	-	-	-	-	-	-	838	0.2%
Ethiopian Anti doping Organization	ETH-NADO	190	2	575	-	-	-	63	-	-	-	-	-	828	0.2%
Cuban National Anti-Doping Agency	CUB-NADO	1	-	657	2	-	-	34	-	-	-	-	-	692	0.3%
Croatian Institute of Public Health	CIPH	280	3	350	1	17	-	40	-	-	-	-	-	687	0.6%
Anti-Doping Paraguay	PAR-NADO	499	5	145	2	-	-	-	-	-	-	-	-	644	1.1%
Slovenian Antidoping Organization	SLOADO	248	1	372	1	-	-	1	-	-	-	-	-	621	0.3%
Anti-Doping Commission, Chinese Taipei Olympic Committee	CTADA	419	3	129	-	48	-	19	-	-	-	-	-	615	0.5%
United Arab Emirates National Anti-doping Committee	UAE-NADO	449	10	154	1	8	-	-	-	-	-	-	-	611	1.8%
Morocco Anti-Doping Agency	AMAD	189	3	409	5	-	-	7	-	-	-	-	-	605	1.3%
Czech Anti-Doping Committee	CADC	465	4	101	-	1	-	7	-	-	-	-	-	574	0.7%
Jamaica Anti-Doping Commission	JADCO	82	-	344	2	34	-	109	-	-	-	-	-	569	0.4%
Anti-Doping Bureau of Latvia	LAT-NADO	129	2	376	1	1	-	27	-	-	-	-	-	533	0.6%
Anti-Doping Agency of Serbia	ADAS	208	8	281	-	-	-	7	-	-	-	-	-	496	1.6%
Qatar Antidoping Commission	QADC	127	3	262	2	5	-	92	-	-	-	-	-	486	1.0%
Nigerian National Anti-Doping Committee	NGR-NADO	131	5	280	4	-	-	12	-	-	-	-	-	423	2.1%
Slovak Anti-Doping Agency	SADA	112	1	259	1	15	-	34	-	-	-	-	-	420	0.5%
National Anti-Doping Agency of Uzbekistan	UZNADA	28	3	358	7	-	-	-	-	-	-	-	-	386	2.6%
Georgian Anti-Doping Agency	GEO-NADO	89	2	261	-	-	-	29	-	-	-	-	-	379	0.5%
Hong Kong Anti-Doping Committee	HKG-ADC	13	-	358	-	-	-	-	-	-	-	-	-	371	-
Lithuanian Anti-Doping Agency	LTU-NADO	106	6	173	-	2	-	86	-	-	-	-	-	367	1.6%
Israeli NADO	ISR-NADO	167	2	110	7	8	-	15	-	-	-	-	-	300	3.0%
Anti-Doping Agency of Panama	PAN-NADO	140	2	155	3	-	-	-	-	-	-	-	-	295	1.7%
Peru National Anti-Doping Commission	CONAD PERU	181	-	104	-	-	-	-	-	-	-	-	-	285	-
Agency for Anti-Doping Control of Bosnia and Herzegovina	BiH-NADO	100	3	146	-	23	-	7	-	-	-	-	-	276	1.1%
Estonian Center for Integrity in Sports	ESTCIS	140	-	124	2	-	-	9	-	-	-	-	-	273	0.7%
National Anti-Doping Agency of Tunisia	ANAD	88	-	139	-	-	-	35	-	-	-	-	-	262	-
Common Community Commission (Brussels)	COCOM	60	-	157	-	8	-	32	-	-	-	-	-	257	-
Monaco Anti-Doping Committee	CMA Monaco	49	3	162	3	-	-	34	-	-	-	-	-	245	2.4%
Luxembourg NADO	ALAD	53	-	124	-	-	-	66	-	-	-	-	-	243	-
Mongolian National Anti-Doping Organization	MGL-NADO	22	5	214	2	-	-	-	-	-	-	-	-	236	3.0%
Costa Rica NADO	CRC-NADO	149	6	50	-	20	-	5	-	-	-	-	-	224	2.7%
Anti-Doping Agency of Malaysia	ADAMAS	52	1	157	2	-	-	-	-	-	-	-	-	209	1.4%
Anti-Doping Commission of Malta	MLT-NADO	130	2	73	-	-	-	3	-	-	-	-	-	206	1.0%
Sri Lanka Anti Doping Agency	SRI-NADO	130	2	51	2	-	-	-	-	-	-	-	-	181	2.2%
Ecuador NADO	ECU-NADO	151	-	29	-	-	-	-	-	-	-	-	-	180	-
Armenian National Anti-Doping Organization	ARM-NADO	45	-	79	-	-	-	24	-	-	-	-	-	148	-
Federacion Dominicana de Medicina del Deporte	FEDOMEDE	6	-	124	-	-	-	-	-	-	-	-	-	130	-
National Olympic Committee of Iraq	NOC-IRAQ	73	8	34	3	-	-	-	-	-	-	-	-	107	10.3%
Lesotho Ministry of Sport and Recreation	LES-NADO	103	-	-	-	-	-	-	-	-	-	-	-	103	-
Guatemala NADO	GUA-OAD	44	4	48	3	-	-	10	-	-	-	-	-	102	6.9%

Table 8: Total Samples by TA Category - National Anti-Doping Organizations and National Olympic Committees acting as a NADO - continued

NADOs	ADAMS ADO Code	Urine				Blood				DBS				Total Samples	% AAF
		IC Samples	AAF	OOB Samples	AAF	IC Samples	AAF	OOB Samples	AAF	IC Samples	AAF	OOB Samples	AAF		
Vietnam Anti-Doping & Sports Medicine Agency	VADA	42	-	59	-	-	-	-	-	-	-	-	-	101	-
Uruguay Anti-Doping	URU-NADO	73	2	25	-	-	-	-	-	-	-	-	-	98	2.0%
Anti-Doping Singapore	ADS	22	-	58	-	-	-	3	-	-	-	-	-	83	-
Algerian National Anti-Doping Organization	ALG-NADO	31	-	46	-	-	-	-	-	-	-	-	-	77	-
National Antidoping Agency of the Republic of Moldova	NADO Moldova	10	1	66	-	-	-	-	-	-	-	-	-	76	1.3%
National Olympic and Sports Association of Iceland	ISL-NADO	24	-	49	-	-	-	-	-	-	-	-	-	73	-
Nicaragua Anti-doping Organization	NIC-NADO	-	-	71	1	-	-	-	-	-	-	-	-	71	1.4%
National Anti-Doping Organization of Cape Verde	ONAD-CV	50	4	17	-	-	-	-	-	-	-	-	-	67	6.0%
National Anti-Doping Organization Center of Kyrgyz Republic	NADC-KG	5	-	58	1	-	-	-	-	-	-	-	-	63	1.6%
National Antidoping Organization of Albania	ALB-NADO	32	2	28	-	-	-	-	-	-	-	-	-	60	3.3%
Bahrain Anti-Doping Committee	BRN-NADO	1	-	57	3	-	-	-	-	-	-	-	-	58	5.2%
Andorra National Anti-Doping Commission	AGAD	6	-	41	-	-	-	5	-	-	-	-	-	52	-
Jordan Anti-doping Organization	JADO	12	3	40	-	-	-	-	-	-	-	-	-	52	5.8%
Botswana National Olympic Committee	BOT-OC	23	1	26	-	-	-	-	-	-	-	-	-	49	2.0%
National Anti-Doping Commission of Macedonia	MKD-NADO	34	-	12	-	-	-	3	-	-	-	-	-	49	-
Bermuda Sport Anti- Doping Authority	BSADA	5	1	28	-	-	-	10	-	-	-	-	-	43	2.3%
Liechtenstein Olympic Committee	LOC	-	-	34	-	-	-	8	-	-	-	-	-	42	-
Cyprus Anti-Doping Authority	CYADA	39	-	-	-	-	-	-	-	-	-	-	-	39	-
Burkina Faso Anti-Doping Organization	BUR-NADO	18	-	9	-	-	-	-	-	-	-	-	-	27	-
National Anti-Doping Agency of Uganda	UGA-NADO	-	-	27	-	-	-	-	-	-	-	-	-	27	-
National Anti-Doping Agency of Turkmenistan	TKM-NADO	-	-	26	-	-	-	-	-	-	-	-	-	26	-
San Marino Standing Committee on Anti-Doping	SMR-NADO	10	1	15	-	-	-	-	-	-	-	-	-	25	4.0%
Senegal Anti-Doping Organization	SEN-NADO	18	-	6	-	-	-	-	-	-	-	-	-	24	-
National Olympic Committee of the Republic of Tajikistan	TJK-NADO	-	-	24	2	-	-	-	-	-	-	-	-	24	8.3%
NADO-DG Eupen - Belgium	NADO-DG Eupen	4	-	12	-	-	-	2	-	-	-	-	-	18	-
Anti-Doping Commission of Montenegro	MNE-NADO	-	-	17	1	-	-	-	-	-	-	-	-	17	5.9%
Rwanda National Olympic and Sports Committee	RWA-NADO	12	-	3	-	-	-	-	-	-	-	-	-	15	-
Madagascar Olympic Committee	MAD-NOC	-	-	15	-	-	-	-	-	-	-	-	-	15	-
Namibia National Olympic Committee	NAM-NOC	3	-	12	-	-	-	-	-	-	-	-	-	15	-
Bahamas Anti-Doping Commission	BADC	1	-	13	-	-	-	-	-	-	-	-	-	14	-
Ministry of Youth and Sports Anti-doping Unit	MRI-NADO	-	-	14	-	-	-	-	-	-	-	-	-	14	-
Anti-Doping Organization of Pakistan	ADOPak	-	-	14	-	-	-	-	-	-	-	-	-	14	-
DFSF Drug Free Sports Fiji	FIJ-NADO	-	-	13	-	-	-	-	-	-	-	-	-	13	-
Drug Free Sport Vanuatu	VAN-NOC	-	-	13	-	-	-	-	-	-	-	-	-	13	-
Bolivia National Olympic Committee	BOL-NOC	-	-	12	-	-	-	-	-	-	-	-	-	12	-
National Commission for the Fight against Doping - Mali	MLI-NADO	-	-	12	-	-	-	-	-	-	-	-	-	12	-
Anti-Doping Agency of Bangladesh	BAN-NADO	12	1	-	-	-	-	-	-	-	-	-	-	12	8.3%
Eritrean National Anti-Doping Organization	ERI-NADO	-	-	11	-	-	-	-	-	-	-	-	-	11	-
Aruba National Anti-Doping Organization	ARU-NADO	-	-	11	-	-	-	-	-	-	-	-	-	11	-
Honduras Anti-doping Organization	HON-NADO	-	-	10	-	-	-	-	-	-	-	-	-	10	-
Kosovo Olympic Committee	KOS-NOC	-	-	10	-	-	-	-	-	-	-	-	-	10	-
Guinea-Bissau Olympic Committee	GUB-NOC	-	-	9	-	-	-	-	-	-	-	-	-	9	-
Trinidad and Tobago Olympic Committee	TTOC	5	-	4	-	-	-	-	-	-	-	-	-	9	-

Table 8: Total Samples by TA Category - National Anti-Doping Organizations and National Olympic Committees acting as a NADO - continued

NADOs	ADAMS ADO Code	Urine				Blood				DBS				Total Samples	% AAF
		IC Samples	AAF	OOC Samples	AAF	IC Samples	AAF	OOC Samples	AAF	IC Samples	AAF	OOC Samples	AAF		
National Anti-Doping Committee of Ivory Coast	CNALD	-	-	9	-	-	-	-	-	-	-	-	-	9	-
Samoa Anti-Doping Agency	SAM-NADO	-	-	9	-	-	-	-	-	-	-	-	-	9	-
National Anti-Doping Commission of Barbados	NADC	6	-	3	-	-	-	-	-	-	-	-	-	9	-
Lebanese Olympic Committee/Anti-Doping Commission	LIB-OC	4	-	5	-	-	-	-	-	-	-	-	-	9	-
Benin anti-doping organization	BEN-NADO	-	-	9	-	-	-	-	-	-	-	-	-	9	-
Niger National Anti-Doping Committee	NIG-NADO	-	-	9	-	-	-	-	-	-	-	-	-	9	-
Papua New Guinea Anti-doping Organization	PNG-NADO	-	-	9	-	-	-	-	-	-	-	-	-	9	-
Tanzania Olympic Committee	TOC-NOC	4	-	4	-	-	-	-	-	-	-	-	-	8	-
Cambodia Anti-doping Agency	CAM-NADO	-	-	8	-	-	-	-	-	-	-	-	-	8	-
Zimbabwe National Olympic Committee	ZIM-NOC	8	-	-	-	-	-	-	-	-	-	-	-	8	-
Guatemala National Olympic Committee	GUA-NOC	-	-	7	-	-	-	-	-	-	-	-	-	7	-
Mozambique National Olympic Committee	MOZ-NOC	-	-	7	-	-	-	-	-	-	-	-	-	7	-
Seychelles Anti-Doping Commission	SEY-NADO	-	-	7	-	-	-	-	-	-	-	-	-	7	-
National Olympic Committee of Angola	ANG-NOC	-	-	7	-	-	-	-	-	-	-	-	-	7	-
National Anti-Doping Committee of Togo	TOG-NOC	-	-	6	-	-	-	-	-	-	-	-	-	6	-
Tonga Sports Association and National Olympic Committee	TON-NOC	-	-	5	-	-	-	-	-	-	-	-	-	5	-
Libyan Anti Doping Committee	LBA-NOC	2	1	3	-	-	-	-	-	-	-	-	-	5	20.0%
Palestine Anti-doping Committee	PAL-NADO	-	-	5	-	-	-	-	-	-	-	-	-	5	-
Kuwait Anti-Doping Agency	KUW-NADO	4	-	-	-	-	-	-	-	-	-	-	-	4	-
Brunei Darussalam Anti-Doping Committee	BDADC BRUNEI	-	-	4	-	-	-	-	-	-	-	-	-	4	-
National Olympic Committee of Solomon Islands	NOC-SOL	-	-	4	-	-	-	-	-	-	-	-	-	4	-
Oman Anti-Doping Committee	OADC	3	-	-	-	-	-	-	-	-	-	-	-	3	-
Tuvalu Association of Sports and National Olympic Committee	TUV-NOC	-	-	3	-	-	-	-	-	-	-	-	-	3	-
Philippine Sports Commission	PHI-NADO	-	-	3	-	-	-	-	-	-	-	-	-	3	-
Guyana Olympic Association	GUY-OA	-	-	1	-	-	-	-	-	-	-	-	-	1	-
Cook Islands Medical & Anti-Doping Organisation	COOK-NADO	-	-	1	-	-	-	-	-	-	-	-	-	1	-
Maldives National Anti-Doping Agency	MANADA	-	-	1	-	-	-	-	-	-	-	-	-	1	-
National Olympic Committee of Marshall Islands	MAR-NOC	-	-	1	-	-	-	-	-	-	-	-	-	1	-
South Sudan National Olympic Committee	SSUD-NOC	1	-	-	-	-	-	-	-	-	-	-	-	1	-
		61,976	902	99,891	339	2,532	2	11,799	18	93	1	791	1	177,082	0.7%

Table 9: Total Samples by TA Category - Other ADOs which are Code Signatories

Other ADOs which are Code Signatories	ADAMS ADO Code	Urine				Blood				DBS				Total Samples	% AAF
		IC Samples	AAF	OOC Samples	AAF	IC Samples	AAF	OOC Samples	AAF	IC Samples	AAF	OOC Samples	AAF		
International Olympic Committee	IOC	3389	5	1958	4	354	1	348	2	-	-	69	-	6118	0.1%
International Paralympic Committee	IPC	1725	15	1404	11	17	-	262	-	-	-	-	-	3408	0.8%
Pan American Sports Organization	PASO	505	4	168	1	8	-	92	-	-	-	-	-	773	0.6%
Ironman (Ironman Group/WTC)	IRONMAN	97	-	98	-	-	-	1	-	-	-	-	-	196	-
International Military Sports Council	CISM	73	-	5	-	4	-	1	-	-	-	-	-	83	-
International Blind Sport Association	IBSA	73	2	3	-	3	-	-	-	-	-	-	-	79	2.5%
International Committee of Sports for the Deaf	ICSD / CISS	68	-	-	-	-	-	-	-	-	-	-	-	68	-
Asian Paralympic Committee	APC	42	-	8	-	8	-	1	-	-	-	-	-	59	-
International Union of Kettlebell Lifting	IUKL	42	2	4	-	-	-	-	-	-	-	-	-	46	4.3%
International Wheelchair Basketball Federation	IWBF	-	-	36	-	-	-	-	-	-	-	-	-	36	-
World Karate Organization	WKO	27	-	-	-	-	-	-	-	-	-	-	-	27	-
World Paravolley	WPV	14	1	10	-	-	-	-	-	-	-	-	-	24	4.2%
World Wheelchair Rugby	WWR	6	-	12	-	-	-	-	-	-	-	-	-	18	-
Boccia International Sports Federation	BISFED	9	-	4	-	-	-	-	-	-	-	-	-	13	-
International Wheelchair and Amputee Sports Federation	IWAS	12	-	-	-	-	-	-	-	-	-	-	-	12	-
World Anti-Doping Agency	WADA-AMA	-	-	5	-	-	-	4	-	-	-	-	-	9	-
European Olympic Committees	EOC	8	-	-	-	-	-	-	-	-	-	-	-	8	-
International Taekwon-Do Federation (Spain)	TKD-ITF	5	-	-	-	-	-	-	-	-	-	-	-	5	-
International eSports Federation	IESF	4	-	-	-	-	-	-	-	-	-	-	-	4	-
Kudo International Federation	KIF	-	-	4	-	-	-	-	-	-	-	-	-	4	-
International Sports Federation for Athletes with an Intellectual Disability	INAS	2	-	1	-	-	-	-	-	-	-	-	-	3	-
International Jump Rope Union	IJRU	-	-	2	-	-	-	-	-	-	-	-	-	2	-
International Federation of Cheerleading	IFC	-	-	2	-	-	-	-	-	-	-	-	-	2	-
Federation International Amateur Unifight	FIAU	2	-	-	-	-	-	-	-	-	-	-	-	2	-
		6,103	29	3,724	16	394	1	709	2	-	-	69	-	10,999	0.4%

Table 9a: Recognized Delegated Third Parties (DTP)* contributing to Testing Authority Testing Programs

DTPs	ADAMS ADO Code	Urine				Blood				DBS				Total Samples	% AAF
		IC Samples	AAF	OOC Samples	AAF	IC Samples	AAF	OOC Samples	AAF	IC Samples	AAF	OOC Samples	AAF		
South American Football Confederation	CONMEBOL	2060	4	1292	-	-	-	-	-	-	-	-	-	3352	0.1%
Union of European Football Associations	UEFA	1755	5	552	-	130	-	402	-	-	-	-	-	2839	0.2%
African Football Confederation	CAF	318	2	30	-	-	-	-	-	-	-	-	-	348	0.6%
Asian Football Confederation	AFC	318	1	-	-	-	-	-	-	-	-	-	-	318	0.3%
		4,451	12	1,874	-	130	-	402	-	-	-	-	-	6,857	0.2%

** Sports organizations that contributed to Testing Authority testing programs*

Table 10: GC/C/IRMS Tests Conducted per Testing Authority for Markers of the Steroid Profile

Testing Authority	TA Category	ADAMS Code	Urine						
			IC		OOC		Total Samples	Total AAFs	% AAF
			Samples	AAF	Samples	AAF			
Russian National Anti-Doping Organization	NADO	RUSADA	92	5	200	1	292	6	2%
US Anti-Doping Agency	NADO	USADA	137	4	125	4	262	8	3%
Italian National Anti-Doping Agency	NADO	NADO ITALIA	137	11	121	4	258	15	6%
International Olympic Committee	OTHER-CS	IOC	91	-	145	-	236	0	0%
International Cycling Union	ASOIF	UCI	142	1	75	-	217	1	0%
China Anti-Doping Agency	NADO	CHINADA	62	1	137	-	199	1	1%
Braslian Authority on Anti-Doping Control	NADO	ABCD	65	5	105	3	170	8	5%
World Athletics - Athletics Integrity Unit	ASOIF	World Athletics - AIU	51	3	114	-	165	3	2%
French Anti-Doping Agency	NADO	AFLD-NADO	51	4	70	-	121	4	3%
German National Anti-Doping Agency	NADO	NADA	49	4	63	-	112	4	4%
Sport Integrity Australia	NADO	SIA	32	-	60	-	92	0	0%
International Tennis Federation	ASOIF	ITF	66	1	16	1	82	2	2%
International Swimming Federation	ASOIF	FINA	10	-	71	-	81	0	0%
South African Institute for Drug-Free Sport	NADO	SAIDS	46	2	32	-	78	2	3%
International Paralympic Committee	OTHER-CS	IPC	43	-	34	-	77	0	0%
Canadian Centre for Ethics in Sport	NADO	CCES	24	-	47	1	71	1	1%
UK Anti-Doping	NADO	UKAD	22	-	46	-	68	0	0%
International Weightlifting Federation	ASOIF	IWF	37	-	27	-	64	0	0%
National Anti Doping Agency -India	NADO	IND-NADO	31	3	33	1	64	4	6%
Belarus National Anti-Doping Agency	NADO	BNADA	10	-	53	1	63	1	2%
International Federation of Football Associations*	ASOIF	FIFA	37	1	25	-	62	1	2%
Romanian National Anti-Doping Agency	NADO	ANAD-Romania	29	-	33	-	62	0	0%
Spain National Anti-Doping Agency	NADO	ESP-NADO	43	-	18	-	61	0	0%
Doping Authority Netherlands	NADO	DAN	21	1	39	-	60	1	2%
Finnish Center for Integrity in Sports	NADO	FINCIS	24	-	30	-	54	0	0%
National Anti-doping Center of Ukraine	NADO	NADC Ukraine	22	5	26	2	48	7	15%
Egyptian National Anti-doping Organization	NADO	EGY-NADO	10	1	37	-	47	1	2%
International Ski Federation	AIOWF	FIS	13	-	33	-	46	0	0%
NADO Flanders	NADO	NADOF	35	-	9	-	44	0	0%
Turkish Anti Doping Commission	NADO	TADC	20	-	23	-	43	0	0%
Kazakhstan National Anti-Doping Centre	NADO	KAZ-NADO	14	-	29	-	43	0	0%
Japan Anti-Doping Agency	NADO	JADA	14	-	25	-	39	0	0%
Anti-Doping Agency of Kenya	NADO	ADAK	15	1	23	-	38	1	3%
Polish Anti-Doping Agency	NADO	POLADA	13	-	22	1	35	1	3%
Swiss Sport Integrity	NADO	SSI	17	-	17	-	34	0	0%
Anti-Doping Denmark	NADO	ADD	18	1	14	-	32	1	3%
Colombian NADO	NADO	COL-NADO	12	-	19	1	31	1	3%
French Community of Belgium NADO	NADO	BEL-CFWB	13	-	17	-	30	0	0%
International Ice Hockey Federation	AIOWF	IIHF	20	-	9	-	29	0	0%
Anti-Doping Sweden	NADO	ADSE	14	-	15	-	29	0	0%
Korea Anti-Doping Agency	NADO	KADA	7	-	22	-	29	0	0%
Portugal Anti-Doping Agency	NADO	ADoP	27	-	1	-	28	0	0%
Ironman (Ironman Group/WTC)	OTHER-CS	IRONMAN	-	-	27	-	27	0	0%
United World Wrestling	ASOIF	UWW	18	-	8	-	26	0	0%
Ethiopian Anti doping Organization	NADO	ETH-NADO	10	-	12	-	22	0	0%
Bulgarian Anti-doping Center	NADO	BUL-NADO	11	-	11	-	22	0	0%
Anti-Doping Norway	NADO	ADNO	9	-	12	4	21	4	19%
National Anti-Doping Agency Austria GmbH	NADO	NADA Austria	7	-	13	-	20	0	0%
I.R Iran National Anti-Doping Organization	NADO	IRI-NADO	18	-	2	-	20	0	0%
World Triathlon	ASOIF	World Triathlon	18	1	1	-	19	1	5%
Drug Free Sport New Zealand	NADO	DFSNZ	8	-	10	-	18	0	0%
Doping Control Agency of Thailand	NADO	DCAT	4	-	14	-	18	0	0%
Croatian Institute of Public Health	NADO	CIPH	8	-	9	-	17	0	0%
HADA - Hellenic Antidoping Agency	NADO	EOKAN	11	-	5	1	16	1	6%

* Total includes tests conducted by UEFA and CONMEBOL

Table 10: GC/C/IRMS Tests Conducted per Testing Authority for Markers of the Steroid Profile - continued

Testing Authority	TA Category	ADAMS Code	Urine						
			IC Samples	IC AAF	OOC Samples	OOC AAF	Total Samples	Total AAFs	% AAF
Azerbaijan National Anti-Doping Agency	NADO	AMADA	5	1	11	1	16	2	13%
Jamaica Anti-Doping Commission	NADO	JADCO	6	-	10	-	16	0	0%
Hungarian Anti-Doping Agency	NADO	HUNADO	6	-	9	-	15	0	0%
International Powerlifting Federation	AIMS	IPF	10	-	5	-	15	0	0%
World Rowing	ASOIF	FISA	5	-	8	-	13	0	0%
Chilean National Anti-Doping Commission	NADO	CHI-NADO	10	1	3	-	13	1	8%
International Biathlon Union	AIOWF	IBU	3	-	9	-	12	0	0%
Anti-Doping Bureau of Latvia	NADO	LAT-NADO	5	-	7	-	12	0	0%
Saudi Arabian Antidoping Committee	NADO	KSA-NADO	10	-	2	-	12	0	0%
World Rugby	ASOIF	World Rugby	4	-	7	-	11	0	0%
International Gymnastics Federation	ASOIF	FIG	5	-	6	-	11	0	0%
Anti-Doping Paraguay	NADO	PAR-NADO	5	-	6	1	11	1	9%
National Anti-Doping Agency of Uzbekistan	NADO	UZNADA	1	1	9	-	10	1	10%
Argentina National Anti-Doping Agency	NADO	ARG-CNAD	5	1	5	1	10	2	20%
Anti-Doping Commission of Malta	NADO	MLT-NADO	9	1	1	-	10	1	10%
United Arab Emirates National Anti-doping Committee	NADO	UAE-NADO	10	2	-	-	10	2	20%
International Skating Union	AIOWF	ISU	5	-	5	-	10	0	0%
International Canoe Federation	ASOIF	ICF	7	-	2	-	9	0	0%
International Hockey Federation	ASOIF	FIH	7	-	2	-	9	0	0%
International Basketball Federation	ASOIF	FIBA	6	-	3	-	9	0	0%
International Judo Federation	ASOIF	IJF	5	-	4	-	9	0	0%
Agency for Anti-Doping Control of Bosnia and Herzegovina	NADO	BiH-NADO	3	-	5	-	8	0	0%
Pan American Sports Organization	OTHER-CS	PASO	8	-	-	-	8	0	0%
International Fencing Federation	ASOIF	FIE	5	-	3	-	8	0	0%
Qatar Antidoping Commission	NADO	QADC	-	-	8	-	8	0	0%
International Handball Federation	ASOIF	IHF	4	-	3	-	7	0	0%
International Boxing Association	ASOIF	IBA	1	-	6	-	7	0	0%
Anti-Doping Agency of Serbia	NADO	ADAS	2	-	5	-	7	0	0%
Sri Lanka Anti Doping Agency	NADO	SRI-NADO	6	-	1	-	7	0	0%
World Taekwondo	ASOIF	WT	3	-	4	-	7	0	0%
Ju-Jitsu International Federation	AIMS	JJIF	6	-	1	-	7	0	0%
Anti-Doping Commission, Chinese Taipei Olympic Committee	NADO	CTADA	5	-	1	-	6	0	0%
Morocco Anti-Doping Agency	NADO	AMAD	2	-	4	-	6	0	0%
Georgian Anti-Doping Agency	NADO	GEO-NADO	1	-	5	-	6	0	0%
Badminton World Federation	ASOIF	BWF	4	-	2	-	6	0	0%
Sport Ireland	NADO	SI	2	-	3	-	5	0	0%
International Bobsleigh and Skeleton Federation	AIOWF	IBSF	3	-	2	-	5	0	0%
Guatemala NADO	NADO	GUA-OAD	3	-	2	-	5	0	0%
National Anti-Doping Agency of Tunisia	NADO	ANAD	3	-	2	-	5	0	0%
International Modern Pentathlon Union	ASOIF	UIPM	4	-	1	-	5	0	0%
Estonian Center for Integrity in Sports	NADO	ESTCIS	1	-	4	-	5	0	0%
Slovak Anti-Doping Agency	NADO	SADA	4	-	1	-	5	0	0%
World Skate	ARISF	WSK	2	-	2	-	4	0	0%
Slovenian Antidoping Organization	NADO	SLOADO	2	-	2	-	4	0	0%
World Archery Federation	ASOIF	WA	2	-	2	-	4	0	0%
Monaco Anti-Doping Committee	NADO	CMA Monaco	-	-	4	1	4	1	25%
Botswana National Olympic Committee	NADO	BOT-OC	2	-	1	-	3	0	0%
Nigerian National Anti-Doping Committee	NADO	NGR-NADO	3	-	-	-	3	0	0%
Algerian National Anti-Doping Organization	NADO	ALG-NADO	1	-	2	-	3	0	0%
Indonesia Anti-Doping Organization	NADO	IADO	2	-	1	-	3	0	0%
International Equestrian Federation	ASOIF	FEI	2	-	1	-	3	0	0%
Lithuanian Anti-Doping Agency	NADO	LTU-NADO	2	-	1	-	3	0	0%
Bermuda Sport Anti- Doping Authority	NADO	BSADA	-	-	3	-	3	0	0%
International Table Tennis Federation	ASOIF	ITTF	2	-	1	-	3	0	0%
International Committee of Sports for the Deaf	OTHER-CS	ICSD / CISS	2	-	-	-	2	0	0%

Table 10: GC/C/IRMS Tests Conducted per Testing Authority for Markers of the Steroid Profile - continued

Testing Authority	TA Category	ADAMS Code	Urine						
			IC Samples	IC AAF	OOC Samples	OOC AAF	Total Samples	Total AAFs	% AAF
World Karate Federation	ARISF	WKF	1	-	1	-	2	0	0%
World Air Sports Federation	ARISF	FAI	-	-	2	-	2	0	0%
Andorra National Anti-Doping Commission	NADO	AGAD	-	-	2	-	2	0	0%
International Luge Federation	AIOWF	FIL	-	-	2	-	2	0	0%
National Olympic Committee of the Republic of Tajikistan	NADO	TJK-NADO	-	-	2	1	2	1	50%
Israeli NADO	NADO	ISR-NADO	1	-	1	-	2	0	0%
International Sambo Federation	ARISF	FIAS	2	-	-	-	2	0	0%
Luxembourg NADO	NADO	ALAD	2	-	-	-	2	0	0%
International Federation of Teqball	AIMS	FITEQ	1	-	1	-	2	0	0%
Hong Kong Anti-Doping Committee	NADO	HKG-ADC	-	-	2	-	2	0	0%
Common Community Commission (Brussels)	NADO	COCOM	2	-	-	-	2	0	0%
Federacion Dominicana de Medicina del Deporte	NADO	FEDOMEDE	-	-	2	-	2	0	0%
International Cricket Council	ARISF	ICC	1	-	1	-	2	0	0%
International Kendo Federation	AIMS	FIK	-	-	1	-	1	0	0%
Namibia National Olympic Committee	NADO	NAM-NOC	-	-	1	-	1	0	0%
Bahrain Anti-Doping Committee	NADO	BRN-NADO	-	-	1	-	1	0	0%
International Ski Mountaineering Federation	ARISF	ISMF	1	-	-	-	1	0	0%
World Paravolley	OTHER-CS	WPV	-	-	1	-	1	0	0%
National Olympic and Sports Association of Iceland	NADO	ISL-NADO	1	-	-	-	1	0	0%
World Underwater Federation	ARISF	CMAS	1	-	-	-	1	0	0%
International Sumo Federation	ARISF	IFS-Sumo	-	-	1	-	1	0	0%
International Automobile Federation	ARISF	FIA	1	-	-	-	1	0	0%
Uruguay Anti-Doping	NADO	URU-NADO	1	1	-	-	1	1	100%
World Curling Federation	AIOWF	WCF	-	-	1	-	1	0	0%
Armenian National Anti-Doping Organization	NADO	ARM-NADO	-	-	1	-	1	0	0%
Mongolian National Anti-Doping Organization	NADO	MGL-NADO	-	-	1	-	1	0	0%
International Volleyball Federation	ASOIF	FIVB	1	-	-	-	1	0	0%
International Life Saving Federation	ARISF	ILSF	1	-	-	-	1	0	0%
International Waterski & Wakeboard Federation	ARISF	IWWF	-	-	1	-	1	0	0%
Anti-Doping Singapore	NADO	ADS	-	-	1	-	1	0	0%
National Anti-Doping Commission of Macedonia	NADO	MKD-NADO	1	-	-	-	1	0	0%
National Anti-Doping Committee of Ivory Coast	NADO	CNALD	-	-	1	-	1	0	0%
National Anti-Doping Organization Center of Kyrgyz Republic	NADO	NADC-KG	-	-	1	-	1	0	0%
World Arm Wrestling Federation	AIMS	WAF	1	-	-	-	1	0	0%
International Motorcycling Federation	ARISF	FIM	1	-	-	-	1	0	0%
World Baseball Softball Confederation	ARISF	WBSC	-	-	1	-	1	0	0%
National Anti-Doping Organization of Cape Verde	NADO	ONAD-CV	-	-	1	-	1	0	0%
Senegal Anti-Doping Organization	NADO	SEN-NADO	1	-	-	-	1	0	0%
Anti-Doping Agency of Malaysia	NADO	ADAMAS	-	-	1	-	1	0	0%
International Shooting Sport Federation	ASOIF	ISSF	1	-	-	-	1	0	0%
International Federation of Bodybuilding and Fitness	AIMS	IFBB	-	-	1	-	1	0	0%
World Sailing	ASOIF	WS	1	-	-	-	1	0	0%
Jordan Anti-doping Organization	NADO	JADO	1	-	-	-	1	0	0%
World Squash Federation	ARISF	WSF	-	-	1	-	1	0	0%
International Floorball Federation	ARISF	IFF	1	-	-	-	1	0	0%
International Savate Federation	AIMS	FIS-Savate	-	-	1	-	1	0	0%
International Golf Federation	ASOIF	IGF	-	-	1	-	1	0	0%
National Anti-Doping Commission of Barbados	NADO	NADC	1	-	-	-	1	0	0%
Costa Rica NADO	NADO	CRC-NADO	1	-	-	-	1	0	0%
Total			2,006	63	2,416	30	4,422	93	2.10%

Table 11: ERA Tests Conducted per Testing Authority (Urine)

Testing Authority	TA Category	ADAMS Code	Urine						
			IC Samples	IC AAF	OOC Samples	OOC AAF	Total Samples	Total AAFs	% AAF
German National Anti-Doping Agency	NADO	NADA	1315	-	3110	-	4425	0	0%
China Anti-Doping Agency	NADO	CHINADA	814	-	3241	-	4055	0	0%
International Cycling Union	ASOIF	UCI	1710	2	996	2	2706	4	0.15%
Russian National Anti-Doping Organization	NADO	RUSADA	751	1	1590	4	2341	5	0.2%
UK Anti-Doping	NADO	UKAD	119	-	1693	-	1812	0	0%
Italian National Anti-Doping Agency	NADO	NADO ITALIA	857	4	824	1	1681	5	0.3%
Japan Anti-Doping Agency	NADO	JADA	391	-	1268	-	1659	0	0%
French Anti-Doping Agency	NADO	AFLD-NADO	699	4	917	1	1616	5	0.3%
International Federation of Football Associations*	ASOIF	FIFA	711	-	627	-	1338	0	0%
International Olympic Committee	OTHER-CS	IOC	571	-	649	1	1220	1	0.1%
Brasilian Authority on Anti-Doping Control	NADO	ABCD	535	3	614	1	1149	4	0.3%
US Anti-Doping Agency	NADO	USADA	115	-	1019	-	1134	0	0%
World Athletics - Athletics Integrity Unit	ASOIF	World Athletics - AU	621	2	478	2	1099	4	0.4%
Portugal Anti-Doping Agency	NADO	ADoP	848	1	129	-	977	1	0.1%
Doping Authority Netherlands	NADO	DAN	208	-	764	-	972	0	0%
International Biathlon Union	AIOWF	IBU	434	-	507	-	941	0	0%
Romanian National Anti-Doping Agency	NADO	ANAD-Romania	355	-	510	-	865	0	0%
International Swimming Federation	ASOIF	FINA	120	-	667	-	787	0	0%
Sport Integrity Australia	NADO	SIA	44	-	707	-	751	0	0%
Canadian Centre for Ethics in Sport	NADO	CCES	100	-	621	-	721	0	0%
Belarus National Anti-Doping Agency	NADO	BNADA	157	1	514	-	671	1	0.1%
Korea Anti-Doping Agency	NADO	KADA	268	-	363	-	631	0	0%
NADO Flanders	NADO	NADOF	394	-	230	-	624	0	0%
International Ski Federation	AIOWF	FIS	152	-	454	-	606	0	0%
Kazakhstan National Anti-Doping Centre	NADO	KAZ-NADO	121	-	420	-	541	0	0%
Polish Anti-Doping Agency	NADO	POLADA	229	2	310	2	539	4	0.7%
International Tennis Federation	ASOIF	ITF	120	-	409	-	529	0	0%
Swiss Sport Integrity	NADO	SSI	31	-	471	-	502	0	0%
World Triathlon	ASOIF	World Triathlon	419	2	56	1	475	3	0.6%
International Paralympic Committee	OTHER-CS	IPC	86	-	393	-	479	0	0%
Spain National Anti-Doping Agency	NADO	ESP-NADO	221	1	221	-	442	1	0.2%
Colombian NADO	NADO	COL-NADO	112	2	318	1	430	3	0.7%
National Anti-Doping Agency Austria GmbH	NADO	NADA Austria	61	-	363	-	424	0	0%
Finnish Center for Integrity in Sports	NADO	FINCIS	100	-	294	-	394	0	0%
Ethiopian Anti doping Organization	NADO	ETH-NADO	73	1	303	-	376	1	0.3%
Argentina National Anti-Doping Agency	NADO	ARG-CNAD	118	-	254	-	372	0	0%
National Anti-doping Center of Ukraine	NADO	NADC Ukraine	180	2	187	1	367	3	0.8%
Turkish Anti Doping Commission	NADO	TADC	77	-	281	-	358	0	0%
Mexican National Anti-Doping Committee	NADO	MEX-NADO	113	-	235	-	348	0	0%
National Anti Doping Agency -India	NADO	IND-NADO	158	3	141	-	299	3	1.0%
French Community of Belgium NADO	NADO	BEL-CFWB	143	-	144	-	287	0	0%
Anti-Doping Sweden	NADO	ADSE	62	-	220	-	282	0	0%
Anti-Doping Agency of Kenya	NADO	ADAK	69	-	205	-	274	0	0%
Saudi Arabian Antidoping Committee	NADO	KSA-NADO	127	-	133	-	260	0	0%
Anti-Doping Norway	NADO	ADNO	54	-	202	-	256	0	0%
Sport Ireland	NADO	SI	31	-	223	-	254	0	0%
Hungarian Anti-Doping Agency	NADO	HUNADO	92	-	159	-	251	0	0%
Azerbaijan National Anti-Doping Agency	NADO	AMADA	56	-	185	-	241	0	0%
South African Institute for Drug-Free Sport	NADO	SAIDS	124	-	111	-	235	0	0%
Chilean National Anti-Doping Commission	NADO	CHI-NADO	173	-	43	-	216	0	0%
Indonesia Anti-Doping Organization	NADO	IADO	145	-	65	-	210	0	0%
Jamaica Anti-Doping Commission	NADO	JADCO	45	-	165	-	210	0	0%
World Rugby	ASOIF	World Rugby	1	-	206	-	207	0	0%
Anti-Doping Denmark	NADO	ADD	64	-	141	-	205	0	0%
World Rowing	ASOIF	FISA	5	-	199	-	204	0	0%

* Total includes tests conducted by UEFA and CONMEBOL

Table 11: ERA Tests Conducted per Testing Authority (Urine) - continued

Testing Authority	TA Category	ADAMS Code	Urine						
			IC Samples	IC AAF	OOC Samples	OOC AAF	Total Samples	Total AAFs	% AAF
United World Wrestling	ASOIF	UWW	93	-	93	-	186	0	0%
Doping Control Agency of Thailand	NADO	DCAT	35	-	149	-	184	0	0%
Qatar Antidoping Commission	NADO	QADC	52	-	131	-	183	0	0%
I.R Iran National Anti-Doping Organization	NADO	IRI-NADO	102	2	74	2	176	4	2.3%
Egyptian National Anti-doping Organization	NADO	EGY-NADO	53	-	108	-	161	0	0%
Cuban National Anti-Doping Agency	NADO	CUB-NADO	-	-	158	-	158	0	0%
Morocco Anti-Doping Agency	NADO	AMAD	48	-	110	-	158	0	0%
International Weightlifting Federation	ASOIF	IWF	70	-	80	-	150	0	0%
Drug Free Sport New Zealand	NADO	DFSNZ	29	-	107	-	136	0	0%
Lithuanian Anti-Doping Agency	NADO	LTU-NADO	35	-	99	-	134	0	0%
Pan American Sports Organization	OTHER-CS	PASO	76	-	57	-	133	0	0%
International Basketball Federation	ASOIF	FIBA	79	-	51	-	130	0	0%
HADA - Hellenic Antidoping Agency	NADO	EOKAN	69	-	57	-	126	0	0%
Croatian Institute of Public Health	NADO	CIPH	26	-	98	-	124	0	0%
Bulgarian Anti-doping Center	NADO	BUL-NADO	31	-	90	-	121	0	0%
Slovak Anti-Doping Agency	NADO	SADA	26	-	92	-	118	0	0%
International Skating Union	AIOWF	ISU	61	-	57	-	118	0	0%
Monaco Anti-Doping Committee	NADO	CMA Monaco	12	-	101	-	113	0	0%
Slovenian Antidoping Organization	NADO	SLOADO	34	-	68	-	102	0	0%
Luxembourg NADO	NADO	ALAD	14	-	84	-	98	0	0%
Anti-Doping Bureau of Latvia	NADO	LAT-NADO	8	-	89	-	97	0	0%
International Canoe Federation	ASOIF	ICF	44	-	52	-	96	0	0%
Czech Anti-Doping Committee	NADO	CADC	72	-	21	-	93	0	0%
Anti-Doping Commission, Chinese Taipei Olympic Committee	NADO	CTADA	64	-	22	-	86	0	0%
National Anti-Doping Agency of Uzbekistan	NADO	UZNADA	7	-	78	-	85	0	0%
Anti-Doping Agency of Panama	NADO	PAN-NADO	30	-	53	-	83	0	0%
Hong Kong Anti-Doping Committee	NADO	HKG-ADC	2	-	78	-	80	0	0%
Badminton World Federation	ASOIF	BWF	-	-	76	-	76	0	0%
United Arab Emirates National Anti-doping Committee	NADO	UAE-NADO	56	-	19	-	75	0	0%
International Gymnastics Federation	ASOIF	FIG	45	-	27	-	72	0	0%
Anti-Doping Agency of Serbia	NADO	ADAS	24	-	44	-	68	0	0%
International Handball Federation	ASOIF	IHF	32	-	34	-	66	0	0%
International Boxing Association	ASOIF	IBA	16	-	49	-	65	0	0%
International Judo Federation	ASOIF	IJF	37	-	23	-	60	0	0%
Estonian Center for Integrity in Sports	NADO	ESTCIS	19	-	36	-	55	0	0%
Anti-Doping Commission of Malta	NADO	MLT-NADO	29	-	26	-	55	0	0%
Ironman (Ironman Group/WTC)	OTHER-CS	IRONMAN	25	-	29	-	54	0	0%
International Cricket Council	ARISF	ICC	12	-	42	-	54	0	0%
Anti-Doping Agency of Malaysia	NADO	ADAMAS	-	-	52	-	52	0	0%
Georgian Anti-Doping Agency	NADO	GEO-NADO	10	-	41	-	51	0	0%
National Antidoping Agency of the Republic of Moldova	NADO	NADO Moldova	5	-	43	-	48	0	0%
Anti-Doping Paraguay	NADO	PAR-NADO	36	-	12	-	48	0	0%
World Sailing	ASOIF	WS	47	-	-	-	47	0	0%
International Volleyball Federation	ASOIF	FIVB	14	-	32	-	46	0	0%
Agency for Anti-Doping Control of Bosnia and Herzegovina	NADO	BiH-NADO	29	-	17	-	46	0	0%
World Taekwondo	ASOIF	WT	21	-	21	-	42	0	0%
Peru National Anti-Doping Commission	NADO	CONAD PERU	17	-	24	-	41	0	0%
Costa Rica NADO	NADO	CRC-NADO	26	-	11	-	37	0	0%
International Ice Hockey Federation	AIOWF	IIHF	22	-	15	-	37	0	0%
Common Community Commission (Brussels)	NADO	COCOM	11	-	25	-	36	0	0%
World Skate	ARISF	WSK	29	-	6	-	35	0	0%
International Table Tennis Federation	ASOIF	ITTF	23	-	12	-	35	0	0%
Guatemala NADO	NADO	GUA-OAD	17	-	16	-	33	0	0%
Bermuda Sport Anti-Doping Authority	NADO	BSADA	5	-	27	-	32	0	0%
Sri Lanka Anti Doping Agency	NADO	SRI-NADO	22	-	6	-	28	0	0%
National Anti-Doping Agency of Tunisia	NADO	ANAD	5	-	23	-	28	0	0%

Table 11: ERA Tests Conducted per Testing Authority (Urine) - continued

Testing Authority	TA Category	ADAMS Code	Urine						
			IC Samples	IC AAF	OOC Samples	OOC AAF	Total Samples	Total AAFs	% AAF
World Karate Federation	ARISF	WKF	10	-	16	-	26	0	0%
World Underwater Federation	ARISF	CMAS	20	-	5	-	25	0	0%
International Hockey Federation	ASOIF	FIH	22	-	3	-	25	0	0%
Armenian National Anti-Doping Organization	NADO	ARM-NADO	-	-	23	-	23	0	0%
International Bobsleigh and Skeleton Federation	AIOWF	IBSF	9	-	12	-	21	0	0%
Cyprus Anti-Doping Authority	NADO	CYADA	21	-	-	-	21	0	0%
Ju-Jitsu International Federation	AIMS	JJIF	14	-	6	-	20	0	0%
International Fencing Federation	ASOIF	FIE	-	-	19	-	19	0	0%
Nicaragua Anti-doping Organization	NADO	NIC-NADO	-	-	19	-	19	0	0%
World Baseball Softball Confederation	ARISF	WBSC	7	-	11	-	18	0	0%
Andorra National Anti-Doping Commission	NADO	AGAD	1	-	17	-	18	0	0%
International Sambo Federation	ARISF	FIAS	18	-	-	-	18	0	0%
National Olympic Committee of Iraq	NADO	NOC-IRAQ	9	-	9	-	18	0	0%
Ecuador NADO	NADO	ECU-NADO	16	-	2	-	18	0	0%
Botswana National Olympic Committee	NADO	BOT-OC	7	-	10	-	17	0	0%
National Anti-Doping Agency of Uganda	NADO	UGA-NADO	-	-	17	-	17	0	0%
International Orienteering Federation	ARISF	IOF	15	-	2	-	17	0	0%
Israeli NADO	NADO	ISR-NADO	15	-	2	-	17	0	0%
National Anti-Doping Organization of Cape Verde	NADO	ONAD-CV	14	-	-	-	14	0	0%
Bahrain Anti-Doping Committee	NADO	BRN-NADO	-	-	14	-	14	0	0%
National Olympic and Sports Association of Iceland	NADO	ISL-NADO	5	-	9	-	14	0	0%
Jordan Anti-doping Organization	NADO	JADO	-	-	14	-	14	0	0%
Nigerian National Anti-Doping Committee	NADO	NGR-NADO	3	-	10	-	13	0	0%
World Squash Federation	ARISF	WSF	3	-	10	-	13	0	0%
Anti-Doping Singapore	NADO	ADS	1	-	12	-	13	0	0%
International Federation of Sport Climbing	ARISF	IFSC	7	-	6	-	13	0	0%
International Military Sports Council	OTHER-CS	CISM	12	-	1	-	13	0	0%
World DanceSport Federation	ARISF	WDSF	12	-	-	-	12	0	0%
International Equestrian Federation	ASOIF	FEI	6	-	6	-	12	0	0%
International Powerlifting Federation	AIMS	IPF	6	-	6	-	12	0	0%
Senegal Anti-Doping Organization	NADO	SEN-NADO	8	-	3	-	11	0	0%
International Modern Pentathlon Union	ASOIF	UIPM	4	-	7	-	11	0	0%
International Automobile Federation	ARISF	FIA	6	-	4	-	10	0	0%
Rwanda National Olympic and Sports Committee	NADO	RWA-NADO	8	-	2	-	10	0	0%
International Wheelchair Basketball Federation	OTHER-CS	IWBF	-	-	10	-	10	0	0%
International Ski Mountaineering Federation	ARISF	ISMF	8	-	2	-	10	0	0%
Aruba National Anti-Doping Organization	NADO	ARU-NADO	-	-	10	-	10	0	0%
National Anti-Doping Organization Center of Kyrgyz Republic	NADO	NADC-KG	-	-	10	-	10	0	0%
Algerian National Anti-Doping Organization	NADO	ALG-NADO	5	-	5	-	10	0	0%
World Association of Kickboxing Organizations	ARISF	WAKO	4	-	6	-	10	0	0%
Liechtenstein Olympic Committee	NADO	LOC	-	-	9	-	9	0	0%
National Antidoping Organization of Albania	NADO	ALB-NADO	2	-	7	-	9	0	0%
Trinidad and Tobago Olympic Committee	NADO	TTOC	5	-	4	-	9	0	0%
Eritrean National Anti-Doping Organization	NADO	ERI-NADO	-	-	9	-	9	0	0%
International Federation of Muaythai Associations	ARISF	IFMA	3	-	5	-	8	0	0%
Kosovo Olympic Committee	NADO	KOS-NOC	-	-	8	-	8	0	0%
Bahamas Anti-Doping Commission	NADO	BADC	-	-	8	-	8	0	0%
Papua New Guinea Anti-doping Organization	NADO	PNG-NADO	-	-	8	-	8	0	0%
Namibia National Olympic Committee	NADO	NAM-NOC	2	-	6	-	8	0	0%
International Blind Sport Association	OTHER-CS	IBSA	7	-	-	-	7	0	0%
Uruguay Anti-Doping	NADO	URU-NADO	3	-	4	-	7	0	0%
Tanzania Olympic Committee	NADO	TOC-NOC	3	-	4	-	7	0	0%
National Anti-Doping Commission of Macedonia	NADO	MKD-NADO	-	-	6	-	6	0	0%
International Surfing Association	ARISF	ISA	2	-	4	-	6	0	0%
International Waterski & Wakeboard Federation	ARISF	IWWF	4	-	2	-	6	0	0%
Honduras Anti-doping Organization	NADO	HON-NADO	-	-	5	-	5	0	0%

Table 11: ERA Tests Conducted per Testing Authority (Urine) - continued

Testing Authority	TA Category	ADAMS Code	Urine						
			IC Samples	IC AAF	OOC Samples	OOC AAF	Total Samples	Total AAFs	% AAF
World Anti-Doping Agency	OTHER-CS	WADA-AMA	-	-	5	-	5	0	0%
Palestine Anti-doping Committee	NADO	PAL-NADO	-	-	4	-	4	0	0%
National Anti-Doping Agency of Turkmenistan	NADO	TKM-NADO	-	-	4	-	4	0	0%
International Floorball Federation	ARISF	IFF	-	-	4	-	4	0	0%
Lebanese Olympic Committee/Anti-Doping Commission	NADO	LIB-OC	-	-	3	-	3	0	0%
Brunei Darussalam Anti-Doping Committee	NADO	BDADC BRUNEI	-	-	3	-	3	0	0%
Libyan Anti Doping Committee	NADO	LBA-NOC	1	-	2	-	3	0	0%
Guinea-Bissau Olympic Committee	NADO	GUB-NOC	-	-	3	-	3	0	0%
International Federation of Teqball	AIMS	FITEQ	-	-	3	-	3	0	0%
National Commission for the Fight against Doping - Mali	NADO	MLI-NADO	-	-	3	-	3	0	0%
Philippine Sports Commission	NADO	PHI-NADO	-	-	3	-	3	0	0%
Bolivia National Olympic Committee	NADO	BOL-NOC	-	-	3	-	3	0	0%
National Anti-Doping Commission of Barbados	NADO	NADC	-	-	3	-	3	0	0%
National Olympic Committee of the Republic of Tajikistan	NADO	TJK-NADO	-	-	3	-	3	0	0%
Asian Paralympic Committee	OTHER-CS	APC	-	-	3	-	3	0	0%
International Committee of Sports for the Deaf	OTHER-CS	ICSD / CISS	3	-	-	-	3	0	0%
Benin anti-doping organization	NADO	BEN-NADO	-	-	3	-	3	0	0%
Tonga Sports Association and National Olympic Committee	NADO	TON-NOC	-	-	3	-	3	0	0%
Anti-Doping Commission of Montenegro	NADO	MNE-NADO	-	-	3	-	3	0	0%
National Anti-Doping Committee of Ivory Coast	NADO	CNALD	-	-	2	-	2	0	0%
Mongolian National Anti-Doping Organization	NADO	MGL-NADO	-	-	2	-	2	0	0%
International Savate Federation	AIMS	FIS-Savate	1	-	1	-	2	0	0%
Vietnam Anti-Doping & Sports Medicine Agency	NADO	VADA	-	-	2	-	2	0	0%
Mozambique National Olympic Committee	NADO	MOZ-NOC	-	-	2	-	2	0	0%
Niger National Anti-Doping Committee	NADO	NIG-NADO	-	-	2	-	2	0	0%
World Netball	ARISF	WN	-	-	2	-	2	0	0%
Cambodia Anti-doping Agency	NADO	CAM-NADO	-	-	2	-	2	0	0%
National Olympic Committee of Angola	NADO	ANG-NOC	-	-	2	-	2	0	0%
DFSF Drug Free Sports Fiji	NADO	FIJ-NADO	-	-	2	-	2	0	0%
Guatemala National Olympic Committee	NADO	GUA-NOC	-	-	2	-	2	0	0%
Burkina Faso Anti-Doping Organization	NADO	BUR-NADO	-	-	2	-	2	0	0%
Ministry of Youth and Sports Anti-doping Unit	NADO	MRI-NADO	-	-	2	-	2	0	0%
NADO-DG Eupen - Belgium	NADO	NADO-DG Eupen	-	-	2	-	2	0	0%
Anti-Doping Agency of Bangladesh	NADO	BAN-NADO	1	-	-	-	1	0	0%
Guyana Olympic Association	NADO	GUY-OA	-	-	1	-	1	0	0%
Zimbabwe National Olympic Committee	NADO	ZIM-NOC	1	-	-	-	1	0	0%
International Powerboating Federation	ARISF	UIM	1	-	-	-	1	0	0%
Lesotho Ministry of Sport and Recreation	NADO	LES-NADO	1	-	-	-	1	0	0%
International Federation of Cheerleading	OTHER-CS	IFC	-	-	1	-	1	0	0%
International Kendo Federation	AIMS	FIK	-	-	1	-	1	0	0%
Cook Islands Medical & Anti-Doping Organisation	NADO	COOK-NADO	-	-	1	-	1	0	0%
National Anti-Doping Committee of Togo	NADO	TOG-NOC	-	-	1	-	1	0	0%
South Sudan National Olympic Committee	NADO	SSUD-NOC	1	-	-	-	1	0	0%
International Dragon Boat Federation	AIMS	IDBF	-	-	1	-	1	0	0%
World Paravolley	OTHER-CS	WPV	-	-	1	-	1	0	0%
International Climbing and Mountaineering Federation	ARISF	UIAA	1	-	-	-	1	0	0%
International Racquetball Federation	ARISF	IRF	1	-	-	-	1	0	0%
International Life Saving Federation	ARISF	ILSF	-	-	1	-	1	0	0%
Totals			17844	33	33096	19	50,940	52	0.10%

Table 12: ERA Tests Conducted per Testing Authority (Blood)

Testing Authority	TA Category	ADAMS Code	Blood						
			IC Samples	IC AAF	OOC Samples	OOC AAF	Total Samples	Total AAFs	% AAF
China Anti-Doping Agency	NADO	CHINADA	77	-	1397	-	1474	0	0%
International Cycling Union	ASOIF	UCI	269	-	265	1	534	1	0.2%
Japan Anti-Doping Agency	NADO	JADA	26	-	308	-	334	0	0%
Colombian NADO	NADO	COL-NADO	59	-	220	1	279	1	0.4%
International Ski Federation	AIOWF	FIS	16	-	226	-	242	0	0%
Doping Authority Netherlands	NADO	DAN	6	-	198	-	204	0	0%
World Athletics - Athletics Integrity Unit	ASOIF	World Athletics - AU	6	-	186	1	192	1	0.5%
German National Anti-Doping Agency	NADO	NADA	19	-	155	-	174	0	0%
Brasilian Authority on Anti-Doping Control	NADO	ABCD	23	-	142	1	165	1	0.6%
French Anti-Doping Agency	NADO	AFLD-NADO	48	-	89	1	137	1	0.7%
Spain National Anti-Doping Agency	NADO	ESP-NADO	42	-	75	-	117	0	0%
Russian National Anti-Doping Organization	NADO	RUSADA	51	-	41	2	92	2	2.2%
Turkish Anti Doping Commission	NADO	TADC	13	-	64	-	77	0	0%
Pan American Sports Organization	OTHER-CS	PASO	6	-	62	-	68	0	0%
International Tennis Federation	ASOIF	ITF	-	-	67	-	67	0	0%
Luxembourg NADO	NADO	ALAD	-	-	65	-	65	0	0%
Ethiopian Anti doping Organization	NADO	ETH-NADO	-	-	52	-	52	0	0%
UK Anti-Doping	NADO	UKAD	6	-	45	-	51	0	0%
International Olympic Committee	OTHER-CS	IOC	9	-	41	1	50	1	2.0%
Finnish Center for Integrity in Sports	NADO	FINCIS	8	-	41	-	49	0	0%
International Biathlon Union	AIOWF	IBU	33	-	15	-	48	0	0%
International Skating Union	AIOWF	ISU	42	-	4	-	46	0	0%
Korea Anti-Doping Agency	NADO	KADA	-	-	45	-	45	0	0%
World Triathlon	ASOIF	World Triathlon	12	-	26	1	38	1	2.6%
Lithuanian Anti-Doping Agency	NADO	LTU-NADO	-	-	37	-	37	0	0%
International Swimming Federation	ASOIF	FINA	26	-	6	-	32	0	0%
Italian National Anti-Doping Agency	NADO	NADO ITALIA	21	2	9	1	30	3	10.0%
Polish Anti-Doping Agency	NADO	POLADA	2	-	27	-	29	0	0%
Sport Ireland	NADO	SI	-	-	29	-	29	0	0%
International Federation of Football Associations*	ASOIF	FIFA	1	-	23	-	24	0	0%
Swiss Sport Integrity	NADO	SSI	3	-	13	1	16	1	6.3%
Anti-Doping Sweden	NADO	ADSE	5	-	10	-	15	0	0%
Sport Integrity Australia	NADO	SIA	-	-	14	-	14	0	0%
US Anti-Doping Agency	NADO	USADA	-	-	13	-	13	0	0%
Nigerian National Anti-Doping Committee	NADO	NGR-NADO	-	-	12	-	12	0	0%
International Canoe Federation	ASOIF	ICF	-	-	10	-	10	0	0%
Guatemala NADO	NADO	GUA-OAD	-	-	10	-	10	0	0%
Canadian Centre for Ethics in Sport	NADO	CCES	-	-	10	-	10	0	0%
United Arab Emirates National Anti-doping Committee	NADO	UAE-NADO	8	-	-	-	8	0	0%
Morocco Anti-Doping Agency	NADO	AMAD	-	-	7	-	7	0	0%
Costa Rica NADO	NADO	CRC-NADO	7	-	-	-	7	0	0%
Hungarian Anti-Doping Agency	NADO	HUNADO	1	-	4	-	5	0	0%
Argentina National Anti-Doping Agency	NADO	ARG-CNAD	-	-	4	-	4	0	0%
Anti-Doping Norway	NADO	ADNO	-	-	3	-	3	0	0%
Anti-Doping Commission, Chinese Taipei Olympic Committee	NADO	CTADA	-	-	3	-	3	0	0%
Azerbaijan National Anti-Doping Agency	NADO	AMADA	-	-	3	-	3	0	0%
International Paralympic Committee	OTHER-CS	IPC	-	-	3	-	3	0	0%
I.R Iran National Anti-Doping Organization	NADO	IRI-NADO	-	-	3	1	3	1	33.3%
South African Institute for Drug-Free Sport	NADO	SAIDS	2	-	1	-	3	0	0%
Belarus National Anti-Doping Agency	NADO	BNADA	-	-	3	-	3	0	0%
National Anti-doping Center of Ukraine	NADO	NADC Ukraine	1	-	1	-	2	0	0%
National Anti Doping Agency -India	NADO	IND-NADO	-	-	2	-	2	0	0%
Anti-Doping Commission of Malta	NADO	MLT-NADO	-	-	2	-	2	0	0%
National Anti-Doping Agency Austria GmbH	NADO	NADA Austria	-	-	2	-	2	0	0%
Estonian Center for Integrity in Sports	NADO	ESTCIS	-	-	2	-	2	0	0%
Andorra National Anti-Doping Commission	NADO	AGAD	-	-	2	-	2	0	0%
Anti-Doping Agency of Kenya	NADO	ADAK	-	-	1	-	1	0	0%

** Total includes tests conducted by UEFA and CONMEBOL*

Table 12: ERA Tests Conducted per Testing Authority (Blood)

Testing Authority	TA Category	ADAMS Code	Blood						
			IC Samples	IC AAF	IOC Samples	IOC AAF	Total Samples	Total AAFs	% AAF
World Netball	ARISF	WN	-	-	1	-	1	0	0%
Monaco Anti-Doping Committee	NADO	CMA Monaco	-	-	1	-	1	0	0%
French Community of Belgium NADO	NADO	BEL-CFWB	-	-	1	-	1	0	0%
World Rowing	ASOIF	FISA	-	-	1	-	1	0	0%
Slovenian Antidoping Organization	NADO	SLOADO	-	-	1	-	1	0	0%
Qatar Antidoping Commission	NADO	QADC	-	-	1	-	1	0	0%
Israeli NADO	NADO	ISR-NADO	-	-	1	-	1	0	0%
Totals			848	2	4105	12	4,953	14	0.3%

Table 13: GHRF (GHS/GHRP) Tests Conducted per Testing Authority (Urine)

Testing Authority	TA Category	ADAMS Code	Urine						
			IC Samples	IC AAF	OOB Samples	OOB AAF	Total Samples	Total AAFs	% AAF
US Anti-Doping Agency	NADO	USADA	1876	1	4666	1	6542	2	0.03%
International Olympic Committee	OTHER-CS	IOC	3322	-	1794	-	5116	0	0%
International Tennis Federation	ASOIF	ITF	3617	-	836	-	4453	0	0%
German National Anti-Doping Agency	NADO	NADA	905	-	2278	-	3183	0	0%
China Anti-Doping Agency	NADO	CHINADA	618	-	2324	-	2942	0	0%
Canadian Centre for Ethics in Sport	NADO	CCES	576	-	2016	-	2592	0	0%
World Athletics - Athletics Integrity Unit	ASOIF	World Athletics - AIU	396	-	1999	1	2395	1	0.0%
International Paralympic Committee	OTHER-CS	IPC	1014	-	742	-	1756	0	0%
Russian National Anti-Doping Organization	NADO	RUSADA	504	-	1147	-	1651	0	0%
Japan Anti-Doping Agency	NADO	JADA	332	-	1076	-	1408	0	0%
UK Anti-Doping	NADO	UKAD	110	-	1271	-	1381	0	0%
French Anti-Doping Agency	NADO	AFLD-NADO	540	-	774	-	1314	0	0%
Braslian Authority on Anti-Doping Control	NADO	ABCD	438	-	649	-	1087	0	0%
International Cycling Union	ASOIF	UCI	768	-	250	-	1018	0	0%
Italian National Anti-Doping Agency	NADO	NADO ITALIA	477	-	516	-	993	0	0%
Portugal Anti-Doping Agency	NADO	ADoP	830	-	122	-	952	0	0%
Spain National Anti-Doping Agency	NADO	ESP-NADO	352	-	522	-	874	0	0%
Doping Authority Netherlands	NADO	DAN	187	-	665	-	852	0	0%
International Weightlifting Federation	ASOIF	IWF	418	-	417	-	835	0	0%
Romanian National Anti-Doping Agency	NADO	ANAD-Romania	270	-	547	-	817	0	0%
International Biathlon Union	AIOWF	IBU	220	-	443	-	663	0	0%
Korea Anti-Doping Agency	NADO	KADA	269	-	382	-	651	0	0%
Sport Integrity Australia	NADO	SIA	32	-	564	-	596	0	0%
International Federation of Football Associations*	ASOIF	FIFA	407	-	189	-	596	0	0%
Polish Anti-Doping Agency	NADO	POLADA	158	1	367	-	525	1	0.2%
Colombian NADO	NADO	COL-NADO	118	-	381	-	499	0	0%
International Swimming Federation	ASOIF	FINA	86	-	392	-	478	0	0%
Belarus National Anti-Doping Agency	NADO	BNADA	121	-	343	-	464	0	0%
Jamaica Anti-Doping Commission	NADO	JADCO	82	-	344	-	426	0	0%
Kazakhstan National Anti-Doping Centre	NADO	KAZ-NADO	80	-	299	-	379	0	0%
Swiss Sport Integrity	NADO	SSI	25	-	340	-	365	0	0%
Argentina National Anti-Doping Agency	NADO	ARG-CNAD	107	-	255	-	362	0	0%
Mexican National Anti-Doping Committee	NADO	MEX-NADO	112	-	238	-	350	0	0%
International Ski Federation	AIOWF	FIS	127	-	201	-	328	0	0%
National Anti Doping Agency -India	NADO	IND-NADO	159	-	163	-	322	0	0%
Finnish Center for Integrity in Sports	NADO	FINCIS	94	-	223	-	317	0	0%
National Anti-doping Center of Ukraine	NADO	NADC Ukraine	156	-	156	-	312	0	0%
Saudi Arabian Antidoping Committee	NADO	KSA-NADO	140	-	147	-	287	0	0%
National Anti-Doping Agency Austria GmbH	NADO	NADA Austria	18	-	259	-	277	0	0%
Israeli NADO	NADO	ISR-NADO	167	-	109	-	276	0	0%
International Powerlifting Federation	AIMS	IPF	138	-	135	-	273	0	0%
Doping Control Agency of Thailand	NADO	DCAT	51	-	209	-	260	0	0%
Anti-Doping Sweden	NADO	ADSE	68	-	181	-	249	0	0%
World Rugby	ASOIF	World Rugby	97	-	151	-	248	0	0%
NADO Flanders	NADO	NADOF	122	1	119	-	241	1	0.4%
Turkish Anti Doping Commission	NADO	TADC	56	-	168	-	224	0	0%
Ethiopian Anti doping Organization	NADO	ETH-NADO	61	-	159	-	220	0	0%
Azerbaijan National Anti-Doping Agency	NADO	AMADA	46	-	151	-	197	0	0%
Anti-Doping Norway	NADO	ADNO	61	-	128	-	189	0	0%
International Ice Hockey Federation	AIOWF	IIHF	94	-	92	-	186	0	0%
I.R Iran National Anti-Doping Organization	NADO	IRI-NADO	107	-	78	-	185	0	0%
Qatar Antidoping Commission	NADO	QADC	48	-	134	-	182	0	0%
Anti-Doping Denmark	NADO	ADD	77	-	104	-	181	0	0%
World Triathlon	ASOIF	World Triathlon	156	-	15	-	171	0	0%
Egyptian National Anti-doping Organization	NADO	EGY-NADO	31	-	138	-	169	0	0%
Cuban National Anti-Doping Agency	NADO	CUB-NADO	-	-	167	-	167	0	0%

* Total includes tests conducted by UEFA and CONMEBOL

Table 13: GHRF (GHS/GHRP) Tests Conducted per Testing Authority (Urine) - continued

Testing Authority	TA Category	ADAMS Code	Urine						
			IC Samples	IC AAF	OOC Samples	OOC AAF	Total Samples	Total AAFs	% AAF
Chilean National Anti-Doping Commission	NADO	CHI-NADO	127	-	36	-	163	0	0%
Hungarian Anti-Doping Agency	NADO	HUNADO	68	-	92	1	160	1	0.6%
French Community of Belgium NADO	NADO	BEL-CFWB	69	-	75	-	144	0	0%
United World Wrestling	ASOIF	UWW	97	-	47	-	144	0	0%
Indonesia Anti-Doping Organization	NADO	IADO	67	-	71	-	138	0	0%
Lithuanian Anti-Doping Agency	NADO	LTU-NADO	33	-	105	-	138	0	0%
International Basketball Federation	ASOIF	FIBA	84	-	50	-	134	0	0%
International Skating Union	AIOWF	ISU	63	-	68	-	131	0	0%
Croatian Institute of Public Health	NADO	CIPH	46	-	76	-	122	0	0%
HADA - Hellenic Antidoping Agency	NADO	EOKAN	65	-	55	-	120	0	0%
International Cricket Council	ARISF	ICC	11	-	101	-	112	0	0%
Sport Ireland	NADO	SI	18	-	91	-	109	0	0%
World Rowing	ASOIF	FISA	3	-	104	-	107	0	0%
South African Institute for Drug-Free Sport	NADO	SAIDS	50	-	51	-	101	0	0%
Anti-Doping Bureau of Latvia	NADO	LAT-NADO	11	-	89	-	100	0	0%
Drug Free Sport New Zealand	NADO	DFSNZ	32	-	63	-	95	0	0%
International Gymnastics Federation	ASOIF	FIG	53	-	38	-	91	0	0%
Slovak Anti-Doping Agency	NADO	SADA	17	-	71	-	88	0	0%
Bulgarian Anti-doping Center	NADO	BUL-NADO	13	-	72	-	85	0	0%
Anti-Doping Commission, Chinese Taipei Olympic Committee	NADO	CTADA	61	-	20	-	81	0	0%
Guatemala NADO	NADO	GUA-OAD	44	-	35	-	79	0	0%
Anti-Doping Agency of Kenya	NADO	ADAK	23	-	54	-	77	0	0%
Monaco Anti-Doping Committee	NADO	CMA Monaco	5	-	72	1	77	1	1.3%
Federacion Dominicana de Medicina del Deporte	NADO	FEDOMEDE	-	-	75	-	75	0	0%
National Anti-Doping Agency of Uzbekistan	NADO	UZNADA	7	-	66	-	73	0	0%
International Judo Federation	ASOIF	IJF	35	-	37	-	72	0	0%
Czech Anti-Doping Committee	NADO	CADC	59	-	11	-	70	0	0%
Badminton World Federation	ASOIF	BWF	-	-	69	-	69	0	0%
Hong Kong Anti-Doping Committee	NADO	HKG-ADC	2	-	67	-	69	0	0%
Luxembourg NADO	NADO	ALAD	-	-	68	-	68	0	0%
Slovenian Antidoping Organization	NADO	SLOADO	35	-	30	-	65	0	0%
Anti-Doping Agency of Panama	NADO	PAN-NADO	16	-	48	-	64	0	0%
United Arab Emirates National Anti-doping Committee	NADO	UAE-NADO	46	-	18	-	64	0	0%
International Bobsleigh and Skeleton Federation	AIOWF	IBSF	37	-	25	-	62	0	0%
International Handball Federation	ASOIF	IHF	29	-	32	-	61	0	0%
Pan American Sports Organization	OTHER-CS	PASO	57	-	1	-	58	0	0%
Georgian Anti-Doping Agency	NADO	GEO-NADO	10	-	47	-	57	0	0%
World Taekwondo	ASOIF	WT	21	-	34	-	55	0	0%
Anti-Doping Agency of Serbia	NADO	ADAS	16	-	35	-	51	0	0%
Sri Lanka Anti Doping Agency	NADO	SRI-NADO	30	-	20	-	50	0	0%
International Boxing Association	ASOIF	IBA	8	-	42	-	50	0	0%
Anti-Doping Paraguay	NADO	PAR-NADO	30	-	15	-	45	0	0%
International Volleyball Federation	ASOIF	FIVB	13	-	32	-	45	0	0%
Common Community Commission (Brussels)	NADO	COCOM	14	-	29	-	43	0	0%
Anti-Doping Commission of Malta	NADO	MLT-NADO	22	-	20	-	42	0	0%
Agency for Anti-Doping Control of Bosnia and Herzegovina	NADO	BIH-NADO	23	-	18	-	41	0	0%
Ironman (Ironman Group/WTC)	OTHER-CS	IRONMAN	25	-	15	-	40	0	0%
Peru National Anti-Doping Commission	NADO	CONAD PERU	19	-	21	-	40	0	0%
National Antidoping Agency of the Republic of Moldova	NADO	NADO Moldova	5	-	34	-	39	0	0%
Estonian Center for Integrity in Sports	NADO	ESTCIS	18	-	21	-	39	0	0%
International Table Tennis Federation	ASOIF	ITTF	22	-	15	-	37	0	0%
World Baseball Softball Confederation	ARISF	WBSC	16	-	18	-	34	0	0%
International Canoe Federation	ASOIF	ICF	-	-	32	-	32	0	0%
Bermuda Sport Anti- Doping Authority	NADO	BSADA	5	-	27	-	32	0	0%
World Skate	ARISF	WSK	22	-	8	-	30	0	0%
National Olympic Committee of Iraq	NADO	NOC-IRAQ	18	-	11	-	29	0	0%

Table 13: GHRF (GHS/GHRP) Tests Conducted per Testing Authority (Urine) - continued

Testing Authority	TA Category	ADAMS Code	Urine						
			IC Samples	IC AAF	OOB Samples	OOB AAF	Total Samples	Total AAFs	% AAF
World Karate Federation	ARISF	WKF	8	-	20	-	28	0	0%
Armenian National Anti-Doping Organization	NADO	ARM-NADO	-	-	28	-	28	0	0%
International Hockey Federation	ASOIF	FIH	22	-	6	-	28	0	0%
International Luge Federation	AIOWF	FIL	12	-	14	-	26	0	0%
International Federation of American Football	ARISF	IFAF	9	-	17	-	26	0	0%
Cyprus Anti-Doping Authority	NADO	CYADA	26	-	-	-	26	0	0%
National Anti-Doping Agency of Tunisia	NADO	ANAD	6	-	19	-	25	0	0%
Costa Rica NADO	NADO	CRC-NADO	15	-	10	-	25	0	0%
Morocco Anti-Doping Agency	NADO	AMAD	6	-	17	-	23	0	0%
National Olympic and Sports Association of Iceland	NADO	ISL-NADO	8	-	15	-	23	0	0%
World Curling Federation	AIOWF	WCF	8	-	13	-	21	0	0%
International Surfing Association	ARISF	ISA	13	-	8	-	21	0	0%
Ju-Jitsu International Federation	AIMS	JJIF	14	-	6	-	20	0	0%
International Sambo Federation	ARISF	FIAS	18	-	2	-	20	0	0%
World Sailing	ASOIF	WS	19	-	-	-	19	0	0%
Jordan Anti-doping Organization	NADO	JADO	1	-	17	-	18	0	0%
World Archery Federation	ASOIF	WA	12	-	6	-	18	0	0%
World Underwater Federation	ARISF	CMAS	15	-	3	-	18	0	0%
International Equestrian Federation	ASOIF	FEI	9	-	8	-	17	0	0%
International Fencing Federation	ASOIF	FIE	-	-	16	-	16	0	0%
Nicaragua Anti-doping Organization	NADO	NIC-NADO	-	-	15	-	15	0	0%
Botswana National Olympic Committee	NADO	BOT-OC	6	-	9	-	15	0	0%
Nigerian National Anti-Doping Committee	NADO	NGR-NADO	2	-	12	-	14	0	0%
World DanceSport Federation	ARISF	WDSF	14	-	-	-	14	0	0%
National Antidoping Organization of Albania	NADO	ALB-NADO	4	-	9	-	13	0	0%
International Modern Pentathlon Union	ASOIF	UIPM	4	-	8	-	12	0	0%
International Federation of Sport Climbing	ARISF	IFSC	4	-	8	-	12	0	0%
Aruba National Anti-Doping Organization	NADO	ARU-NADO	-	-	11	-	11	0	0%
Anti-Doping Singapore	NADO	ADS	-	-	11	-	11	0	0%
International Wheelchair Basketball Federation	OTHER-CS	IWBF	-	-	10	-	10	0	0%
International Military Sports Council	OTHER-CS	CISM	9	-	-	-	9	0	0%
Algerian National Anti-Doping Organization	NADO	ALG-NADO	4	-	5	-	9	0	0%
National Anti-Doping Committee of Ivory Coast	NADO	CNALD	-	-	9	-	9	0	0%
Papua New Guinea Anti-doping Organization	NADO	PNG-NADO	-	-	9	-	9	0	0%
International Racquetball Federation	ARISF	IRF	4	-	5	-	9	0	0%
Liechtenstein Olympic Committee	NADO	LOC	-	-	9	-	9	0	0%
National Anti-Doping Commission of Barbados	NADO	NADC	6	-	3	-	9	0	0%
Bahamas Anti-Doping Commission	NADO	BADC	-	-	9	-	9	0	0%
International Motorcycling Federation	ARISF	FIM	8	-	-	-	8	0	0%
Kosovo Olympic Committee	NADO	KOS-NOC	-	-	8	-	8	0	0%
Andorra National Anti-Doping Commission	NADO	AGAD	-	-	8	-	8	0	0%
International Federation of Muaythai Associations	ARISF	IFMA	2	-	6	-	8	0	0%
International Blind Sport Association	OTHER-CS	IBSA	8	-	-	-	8	0	0%
Uruguay Anti-Doping	NADO	URU-NADO	3	-	4	-	7	0	0%
National Anti-Doping Organization Center of Kyrgyz Republic	NADO	NADC-KG	-	-	7	-	7	0	0%
National Anti-Doping Commission of Macedonia	NADO	MKD-NADO	-	-	6	-	6	0	0%
Samoa Anti-Doping Agency	NADO	SAM-NADO	-	-	6	-	6	0	0%
World Association of Kickboxing Organizations	ARISF	WAKO	2	-	4	-	6	0	0%
World Squash Federation	ARISF	WSF	2	-	4	-	6	0	0%
International Waterski & Wakeboard Federation	ARISF	IWWF	4	-	2	-	6	0	0%
Namibia National Olympic Committee	NADO	NAM-NOC	1	-	4	-	5	0	0%
National Anti-Doping Agency of Uganda	NADO	UGA-NADO	-	-	5	-	5	0	0%
Mozambique National Olympic Committee	NADO	MOZ-NOC	-	-	5	-	5	0	0%
Palestine Anti-doping Committee	NADO	PAL-NADO	-	-	4	-	4	0	0%
Honduras Anti-doping Organization	NADO	HON-NADO	-	-	4	-	4	0	0%
Ecuador NADO	NADO	ECU-NADO	4	-	-	-	4	0	0%

Table 13: GHRF (GHS/GHRP) Tests Conducted per Testing Authority (Urine) - continued

Testing Authority	TA Category	ADAMS Code	Urine						
			IC Samples	IC AAF	OOB Samples	OOB AAF	Total Samples	Total AAFs	% AAF
International Floorball Federation	ARISF	IFF	-	-	4	-	4	0	0%
World Anti-Doping Agency	OTHER-CS	WADA-AMA	-	-	4	-	4	0	0%
Asian Paralympic Committee	OTHER-CS	APC	1	-	3	-	4	0	0%
Ministry of Youth and Sports Anti-doping Unit	NADO	MRI-NADO	-	-	3	-	3	0	0%
International Federation of Bodybuilding and Fitness	AIMS	IFBB	3	-	-	-	3	0	0%
DFSF Drug Free Sports Fiji	NADO	FIJ-NADO	-	-	3	-	3	0	0%
Brunei Darussalam Anti-Doping Committee	NADO	BDADC BRUNEI	-	-	3	-	3	0	0%
Guatemala National Olympic Committee	NADO	GUA-NOC	-	-	3	-	3	0	0%
Lebanese Olympic Committee/Anti-Doping Commission	NADO	LIB-OC	-	-	3	-	3	0	0%
National Commission for the Fight against Doping - Mali	NADO	MLI-NADO	-	-	3	-	3	0	0%
Anti-Doping Commission of Montenegro	NADO	MNE-NADO	-	-	3	-	3	0	0%
Philippine Sports Commission	NADO	PHI-NADO	-	-	3	-	3	0	0%
International Federation Icestocksport	ARISF	IFI	-	-	3	-	3	0	0%
Guinea-Bissau Olympic Committee	NADO	GUB-NOC	-	-	3	-	3	0	0%
Tonga Sports Association and National Olympic Committee	NADO	TON-NOC	-	-	3	-	3	0	0%
National Olympic Committee of Angola	NADO	ANG-NOC	-	-	2	-	2	0	0%
Madagascar Olympic Committee	NADO	MAD-NOC	-	-	2	-	2	0	0%
National Olympic Committee of the Republic of Tajikistan	NADO	TJK-NADO	-	-	2	-	2	0	0%
Anti-Doping Agency of Bangladesh	NADO	BAN-NADO	2	-	-	-	2	0	0%
Burkina Faso Anti-Doping Organization	NADO	BUR-NADO	-	-	2	-	2	0	0%
Senegal Anti-Doping Organization	NADO	SEN-NADO	-	-	2	-	2	0	0%
Libyan Anti Doping Committee	NADO	LBA-NOC	2	-	-	-	2	0	0%
International Federation of Teqball	AIMS	FITEQ	-	-	2	-	2	0	0%
International Committee of Sports for the Deaf	OTHER-CS	ICSD / CISS	2	-	-	-	2	0	0%
Bahrain Anti-Doping Committee	NADO	BRN-NADO	-	-	2	-	2	0	0%
International Powerboating Federation	ARISF	UIM	2	-	-	-	2	0	0%
National Anti-Doping Agency of Turkmenistan	NADO	TKM-NADO	-	-	2	-	2	0	0%
World Netball	ARISF	WN	-	-	2	-	2	0	0%
International Savate Federation	AIMS	FIS-Savate	1	-	1	-	2	0	0%
International Orienteering Federation	ARISF	IOF	2	-	-	-	2	0	0%
Tuvalu Association of Sports and National Olympic Committee	NADO	TUV-NOC	-	-	1	-	1	0	0%
Lesotho Ministry of Sport and Recreation	NADO	LES-NADO	1	-	-	-	1	0	0%
Mongolian National Anti-Doping Organization	NADO	MGL-NADO	-	-	1	-	1	0	0%
International Life Saving Federation	ARISF	ILSF	-	-	1	-	1	0	0%
Guyana Olympic Association	NADO	GUY-OA	-	-	1	-	1	0	0%
Cook Islands Medical & Anti-Doping Organisation	NADO	COOK-NADO	-	-	1	-	1	0	0%
International Dragon Boat Federation	AIMS	IDBF	-	-	1	-	1	0	0%
Vietnam Anti-Doping & Sports Medicine Agency	NADO	VADA	-	-	1	-	1	0	0%
Zimbabwe National Olympic Committee	NADO	ZIM-NOC	1	-	-	-	1	0	0%
National Olympic Committee of Marshall Islands	NADO	MAR-NOC	-	-	1	-	1	0	0%
Cambodia Anti-doping Agency	NADO	CAM-NADO	-	-	1	-	1	0	0%
Anti-Doping Organization of Pakistan	NADO	ADOPak	-	-	1	-	1	0	0%
National Anti-Doping Committee of Togo	NADO	TOG-NOC	-	-	1	-	1	0	0%
NADO-DG Eupen - Belgium	NADO	NADO-DG Eupen	-	-	1	-	1	0	0%
World Air Sports Federation	ARISF	FAI	-	-	1	-	1	0	0%
South Sudan National Olympic Committee	NADO	SSUD-NOC	1	-	-	-	1	0	0%
Drug Free Sport Vanuatu	NADO	VAN-NOC	-	-	1	-	1	0	0%
International Federation of Cheerleading	OTHER-CS	IFC	-	-	1	-	1	0	0%
National Anti-Doping Organization of Cape Verde	NADO	ONAD-CV	-	-	1	-	1	0	0%
International Automobile Federation	ARISF	FIA	-	-	1	-	1	0	0%
International Kendo Federation	AIMS	FIK	-	-	1	-	1	0	0%
Anti-Doping Agency of Malaysia	NADO	ADAMAS	1	-	-	-	1	0	0%
Totals			23,492	3	35,637	4	59,129	7	0.01%

Table 14: GHRF (GHRH) Tests Conducted per Testing Authority (Urine)

Testing Authority	TA Category	ADAMS Code	Urine						
			IC Samples	AAF	OOB Samples	AAF	Total Samples	Total AAFs	% AAF
US Anti-Doping Agency	NADO	USADA	960	-	2344	-	3304	0	0%
German National Anti-Doping Agency	NADO	NADA	133	-	612	-	745	0	0%
Colombian NADO	NADO	COL-NADO	118	-	370	-	488	0	0%
China Anti-Doping Agency	NADO	CHINADA	35	-	327	-	362	0	0%
Israeli NADO	NADO	ISR-NADO	167	-	109	-	276	0	0%
International Olympic Committee	OTHER-CS	IOC	1	-	70	-	71	0	0%
World Rugby	ASOIF	World Rugby	6	-	63	-	69	0	0%
Luxembourg NADO	NADO	ALAD	-	-	61	-	61	0	0%
Pan American Sports Organization	OTHER-CS	PASO	57	-	1	-	58	0	0%
International Ski Federation	AIOWF	FIS	46	-	5	-	51	0	0%
Braslian Authority on Anti-Doping Control	NADO	ABCD	49	-	1	-	50	0	0%
World Rowing	ASOIF	FISA	-	-	35	-	35	0	0%
International Powerlifting Federation	AIMS	IPF	15	-	18	-	33	0	0%
Ironman (Ironman Group/WTC)	OTHER-CS	IRONMAN	17	-	14	-	31	0	0%
International Swimming Federation	ASOIF	FINA	1	-	29	-	30	0	0%
International Paralympic Committee	OTHER-CS	IPC	8	-	21	-	29	0	0%
International Cricket Council	ARISF	ICC	1	-	27	-	28	0	0%
International Weightlifting Federation	ASOIF	IWF	12	-	12	-	24	0	0%
International Cycling Union	ASOIF	UCI	13	-	10	-	23	0	0%
World Baseball Softball Confederation	ARISF	WBSC	8	-	11	-	19	0	0%
Costa Rica NADO	NADO	CRC-NADO	15	-	4	-	19	0	0%
World Skate	ARISF	WSK	16	-	2	-	18	0	0%
World Athletics - Athletics Integrity Unit	ASOIF	World Athletics - AIU	12	-	3	-	15	0	0%
Jordan Anti-doping Organization	NADO	JADO	1	-	13	-	14	0	0%
World Triathlon	ASOIF	World Triathlon	11	-	3	-	14	0	0%
UK Anti-Doping	NADO	UKAD	-	-	12	-	12	0	0%
International Skating Union	AIOWF	ISU	5	-	7	-	12	0	0%
Sport Integrity Australia	NADO	SIA	-	-	11	-	11	0	0%
International Ice Hockey Federation	AIOWF	IIHF	-	-	11	-	11	0	0%
Papua New Guinea Anti-doping Organization	NADO	PNG-NADO	-	-	9	-	9	0	0%
World Taekwondo	ASOIF	WT	6	-	2	-	8	0	0%
Bermuda Sport Anti- Doping Authority	NADO	BSADA	-	-	7	-	7	0	0%
Samoa Anti-Doping Agency	NADO	SAM-NADO	-	-	6	-	6	0	0%
Drug Free Sport New Zealand	NADO	DFSNZ	2	-	4	-	6	0	0%
International Table Tennis Federation	ASOIF	ITTF	1	-	4	-	5	0	0%
International Handball Federation	ASOIF	IHF	5	-	-	-	5	0	0%
International Basketball Federation	ASOIF	FIBA	4	-	1	-	5	0	0%
International Gymnastics Federation	ASOIF	FIG	1	-	4	-	5	0	0%
World Anti-Doping Agency	OTHER-CS	WADA-AMA	-	-	4	-	4	0	0%
International Motorcycling Federation	ARISF	FIM	4	-	-	-	4	0	0%
Palestine Anti-doping Committee	NADO	PAL-NADO	-	-	4	-	4	0	0%
Mexican National Anti-Doping Committee	NADO	MEX-NADO	3	-	-	-	3	0	0%
DFSF Drug Free Sports Fiji	NADO	FIJ-NADO	-	-	3	-	3	0	0%
Guatemala National Olympic Committee	NADO	GUA-NOC	-	-	3	-	3	0	0%
International Waterski & Wakeboard Federation	ARISF	IWWF	2	-	1	-	3	0	0%
Tonga Sports Association and National Olympic Committee	NADO	TON-NOC	-	-	3	-	3	0	0%
Hong Kong Anti-Doping Committee	NADO	HKG-ADC	-	-	2	-	2	0	0%
International Boxing Association	ASOIF	IBA	-	-	2	-	2	0	0%
National Anti-Doping Agency Austria GmbH	NADO	NADA Austria	-	-	2	-	2	0	0%
Nigerian National Anti-Doping Committee	NADO	NGR-NADO	-	-	2	-	2	0	0%
Doping Authority Netherlands	NADO	DAN	1	-	1	-	2	0	0%
International Hockey Federation	ASOIF	FIH	2	-	-	-	2	0	0%
International Judo Federation	ASOIF	IJF	1	-	1	-	2	0	0%
Ju-Jitsu International Federation	AIMS	JJIF	-	-	2	-	2	0	0%
International Orienteering Federation	ARISF	IOF	2	-	-	-	2	0	0%
World Underwater Federation	ARISF	CMAS	1	-	1	-	2	0	0%

Table 14: GHRF (GHRH) Tests Conducted per Testing Authority (Urine) - continued

Testing Authority	TA Category	ADAMS Code	Urine						
			IC Samples	IC AAF	OOC Samples	OOC AAF	Total Samples	Total AAFs	% AAF
International Bobsleigh and Skeleton Federation	AIOWF	IBSF	-	-	2	-	2	0	0%
International Equestrian Federation	ASOIF	FEI	-	-	2	-	2	0	0%
International Sambo Federation	ARISF	FIAS	2	-	-	-	2	0	0%
World Squash Federation	ARISF	WSF	-	-	1	-	1	0	0%
Monaco Anti-Doping Committee	NADO	CMA Monaco	-	-	1	-	1	0	0%
International Dragon Boat Federation	AIMS	IDBF	-	-	1	-	1	0	0%
International Federation of Sport Climbing	ARISF	IFSC	-	-	1	-	1	0	0%
National Olympic Committee of Iraq	NADO	NOC-IRAQ	-	-	1	-	1	0	0%
Drug Free Sport Vanuatu	NADO	VAN-NOC	-	-	1	-	1	0	0%
International Volleyball Federation	ASOIF	FIVB	1	-	-	-	1	0	0%
Swiss Sport Integrity	NADO	SSI	-	-	1	-	1	0	0%
Libyan Anti Doping Committee	NADO	LBA-NOC	1	-	-	-	1	0	0%
Jamaica Anti-Doping Commission	NADO	JADCO	1	-	-	-	1	0	0%
International Federation of Football Associations*	ASOIF	FIFA	1	-	-	-	1	0	0%
Tuvalu Association of Sports and National Olympic Committee	NADO	TUV-NOC	-	-	1	-	1	0	0%
National Olympic Committee of Marshall Islands	NADO	MAR-NOC	-	-	1	-	1	0	0%
Chilean National Anti-Doping Commission	NADO	CHI-NADO	1	-	-	-	1	0	0%
Anti-Doping Norway	NADO	ADNO	1	-	-	-	1	0	0%
National Olympic and Sports Association of Iceland	NADO	ISL-NADO	1	-	-	-	1	0	0%
Cook Islands Medical & Anti-Doping Organisation	NADO	COOK-NADO	-	-	1	-	1	0	0%
United World Wrestling	ASOIF	UWW	-	-	1	-	1	0	0%
Anti-Doping Bureau of Latvia	NADO	LAT-NADO	-	-	1	-	1	0	0%
Totals			1,751	-	4,290	-	6,041	0	0%

Table 15: GnRH Tests Conducted per Testing Authority (Urine)

Testing Authority	TA Category	ADAMS Code	Urine						
			IC Samples	AAF	OOB Samples	AAF	Total Samples	Total AAFs	% AAF
International Tennis Federation	ASOIF	ITF	3617	-	836	-	4453	0	0%
US Anti-Doping Agency	NADO	USADA	961	-	2430	-	3391	0	0%
German National Anti-Doping Agency	NADO	NADA	939	-	2451	-	3390	0	0%
International Olympic Committee	OTHER-CS	IOC	1716	-	1024	-	2740	0	0%
Canadian Centre for Ethics in Sport	NADO	CCES	576	-	2016	-	2592	0	0%
China Anti-Doping Agency	NADO	CHINADA	569	-	2008	-	2577	0	0%
World Athletics - Athletics Integrity Unit	ASOIF	World Athletics - AIU	353	-	1999	-	2352	0	0%
UK Anti-Doping	NADO	UKAD	110	-	1235	-	1345	0	0%
French Anti-Doping Agency	NADO	AFLD-NADO	540	-	772	-	1312	0	0%
Braslian Authority on Anti-Doping Control	NADO	ABCD	437	-	639	-	1076	0	0%
International Paralympic Committee	OTHER-CS	IPC	569	-	486	-	1055	0	0%
Russian National Anti-Doping Organization	NADO	RUSADA	295	-	687	-	982	0	0%
International Cycling Union	ASOIF	UCI	720	-	245	-	965	0	0%
Portugal Anti-Doping Agency	NADO	ADoP	828	-	122	-	950	0	0%
Spain National Anti-Doping Agency	NADO	ESP-NADO	351	-	521	-	872	0	0%
Doping Authority Netherlands	NADO	DAN	185	-	618	-	803	0	0%
Romanian National Anti-Doping Agency	NADO	ANAD-Romania	270	-	531	-	801	0	0%
International Weightlifting Federation	ASOIF	IWF	409	-	383	-	792	0	0%
Sport Integrity Australia	NADO	SIA	32	-	563	-	595	0	0%
Colombian NADO	NADO	COL-NADO	118	-	381	-	499	0	0%
Belarus National Anti-Doping Agency	NADO	BNADA	121	-	343	-	464	0	0%
Jamaica Anti-Doping Commission	NADO	JADCO	82	-	344	-	426	0	0%
International Federation of Football Associations*	ASOIF	FIFA	281	-	143	-	424	0	0%
Kazakhstan National Anti-Doping Centre	NADO	KAZ-NADO	80	-	299	-	379	0	0%
International Biathlon Union	AIOWF	IBU	88	-	279	-	367	0	0%
Swiss Sport Integrity	NADO	SSI	25	-	340	-	365	0	0%
Argentina National Anti-Doping Agency	NADO	ARG-CNAD	107	-	255	-	362	0	0%
International Swimming Federation	ASOIF	FINA	12	-	350	-	362	0	0%
National Anti Doping Agency -India	NADO	IND-NADO	158	-	163	-	321	0	0%
Saudi Arabian Antidoping Committee	NADO	KSA-NADO	140	-	147	-	287	0	0%
International Ski Federation	AIOWF	FIS	112	-	169	-	281	0	0%
Israeli NADO	NADO	ISR-NADO	167	-	109	-	276	0	0%
International Powerlifting Federation	AIMS	IPF	138	-	127	-	265	0	0%
Anti-Doping Sweden	NADO	ADSE	68	-	181	-	249	0	0%
World Rugby	ASOIF	World Rugby	97	-	151	-	248	0	0%
NADO Flanders	NADO	NADOF	122	-	119	-	241	0	0%
Azerbaijan National Anti-Doping Agency	NADO	AMADA	46	-	151	-	197	0	0%
International Ice Hockey Federation	AIOWF	IIHF	84	-	90	-	174	0	0%
Turkish Anti Doping Commission	NADO	TADC	28	-	136	-	164	0	0%
Anti-Doping Norway	NADO	ADNO	46	-	96	-	142	0	0%
I.R Iran National Anti-Doping Organization	NADO	IRI-NADO	81	-	61	-	142	0	0%
French Community of Belgium NADO	NADO	BEL-CFWB	68	-	74	-	142	0	0%
Anti-Doping Denmark	NADO	ADD	68	-	72	-	140	0	0%
International Basketball Federation	ASOIF	FIBA	85	-	48	-	133	0	0%
International Cricket Council	ARISF	ICC	11	-	101	-	112	0	0%
Sport Ireland	NADO	SI	18	-	91	-	109	0	0%
International Skating Union	AIOWF	ISU	63	-	45	-	108	0	0%
World Rowing	ASOIF	FISA	1	-	99	-	100	0	0%
South African Institute for Drug-Free Sport	NADO	SAIDS	50	-	50	-	100	0	0%
Anti-Doping Bureau of Latvia	NADO	LAT-NADO	11	-	88	-	99	0	0%
World Triathlon	ASOIF	World Triathlon	85	-	11	-	96	0	0%
United World Wrestling	ASOIF	UWW	59	-	39	-	98	0	0%
Drug Free Sport New Zealand	NADO	DFSNZ	32	-	61	-	93	0	0%
Chilean National Anti-Doping Commission	NADO	CHI-NADO	61	-	18	-	79	0	0%
Anti-Doping Agency of Kenya	NADO	ADAK	23	-	54	-	77	0	0%
Federacion Dominicana de Medicina del Deporte	NADO	FEDOMEDE	-	-	75	-	75	0	0%

* Total includes tests conducted by UEFA and CONMEBOL

Table 15: GnRH Tests Conducted per Testing Authority (Urine) - continued

Testing Authority	TA Category	ADAMS Code	Urine						
			IC Samples	IC AAF	OOC Samples	OOC AAF	Total Samples	Total AAFs	% AAF
Monaco Anti-Doping Committee	NADO	CMA Monaco	5	-	70	-	75	0	0%
Czech Anti-Doping Committee	NADO	CADC	59	-	11	-	70	0	0%
Luxembourg NADO	NADO	ALAD	-	-	70	-	70	0	0%
Guatemala NADO	NADO	GUA-OAD	44	-	25	-	69	0	0%
International Bobsleigh and Skeleton Federation	AIOWF	IBSF	37	-	26	-	63	0	0%
International Gymnastics Federation	ASOIF	FIG	31	-	31	-	62	0	0%
Finnish Center for Integrity in Sports	NADO	FINCIS	7	-	51	-	58	0	0%
Pan American Sports Organization	OTHER-CS	PASO	57	-	1	-	58	0	0%
Georgian Anti-Doping Agency	NADO	GEO-NADO	10	-	47	-	57	0	0%
International Judo Federation	ASOIF	IJF	14	-	34	-	48	0	0%
International Volleyball Federation	ASOIF	FIVB	13	-	32	-	45	0	0%
Common Community Commission (Brussels)	NADO	COCOM	14	-	29	-	43	0	0%
World Taekwondo	ASOIF	WT	14	-	26	-	40	0	0%
Ironman (Ironman Group/WTC)	OTHER-CS	IRONMAN	25	-	15	-	40	0	0%
Estonian Center for Integrity in Sports	NADO	ESTCIS	18	-	21	-	39	0	0%
International Handball Federation	ASOIF	IHF	17	-	21	-	38	0	0%
International Boxing Association	ASOIF	IBA	-	-	37	-	37	0	0%
International Table Tennis Federation	ASOIF	ITTF	21	-	12	-	33	0	0%
Bermuda Sport Anti- Doping Authority	NADO	BSADA	5	-	23	-	28	0	0%
World Skate	ARISF	WSK	20	-	7	-	27	0	0%
International Hockey Federation	ASOIF	FIH	20	-	6	-	26	0	0%
World Baseball Softball Confederation	ARISF	WBSC	8	-	18	-	26	0	0%
International Luge Federation	AIOWF	FIL	12	-	14	-	26	0	0%
Badminton World Federation	ASOIF	BWF	-	-	25	-	25	0	0%
Morocco Anti-Doping Agency	NADO	AMAD	6	-	17	-	23	0	0%
World Karate Federation	ARISF	WKF	4	-	18	-	22	0	0%
National Olympic and Sports Association of Iceland	NADO	ISL-NADO	7	-	15	-	22	0	0%
World Curling Federation	AIOWF	WCF	8	-	13	-	21	0	0%
International Canoe Federation	ASOIF	ICF	-	-	21	-	21	0	0%
International Surfing Association	ARISF	ISA	12	-	8	-	20	0	0%
World Sailing	ASOIF	WS	19	-	-	-	19	0	0%
Costa Rica NADO	NADO	CRC-NADO	15	-	4	-	19	0	0%
World Archery Federation	ASOIF	WA	12	-	6	-	18	0	0%
Ju-Jitsu International Federation	AIMS	JJIF	10	-	6	-	16	0	0%
International Equestrian Federation	ASOIF	FEI	8	-	8	-	16	0	0%
Botswana National Olympic Committee	NADO	BOT-OC	6	-	9	-	15	0	0%
International Fencing Federation	ASOIF	FIE	1	-	14	-	15	0	0%
Jordan Anti-doping Organization	NADO	JADO	1	-	13	-	14	0	0%
Nigerian National Anti-Doping Committee	NADO	NGR-NADO	2	-	12	-	14	0	0%
Japan Anti-Doping Agency	NADO	JADA	2	-	11	-	13	0	0%
Hong Kong Anti-Doping Committee	NADO	HKG-ADC	-	-	13	-	13	0	0%
International Federation of Sport Climbing	ARISF	IFSC	3	-	9	-	12	0	0%
World DanceSport Federation	ARISF	WDSF	12	-	-	-	12	0	0%
World Underwater Federation	ARISF	CMAS	9	-	3	-	12	0	0%
Aruba National Anti-Doping Organization	NADO	ARU-NADO	-	-	11	-	11	0	0%
National Olympic Committee of Iraq	NADO	NOC-IRAQ	-	-	10	-	10	0	0%
International Sambo Federation	ARISF	FIAS	8	-	2	-	10	0	0%
Papua New Guinea Anti-doping Organization	NADO	PNG-NADO	-	-	9	-	9	0	0%
National Anti-Doping Committee of Ivory Coast	NADO	CNALD	-	-	9	-	9	0	0%
Bahamas Anti-Doping Commission	NADO	BADC	-	-	9	-	9	0	0%
Liechtenstein Olympic Committee	NADO	LOC	-	-	9	-	9	0	0%
International Wheelchair Basketball Federation	OTHER-CS	IWBF	-	-	9	-	9	0	0%
Lithuanian Anti-Doping Agency	NADO	LTU-NADO	1	-	8	-	9	0	0%
International Racquetball Federation	ARISF	IRF	4	-	5	-	9	0	0%
International Federation of American Football	ARISF	IFAF	9	-	-	-	9	0	0%
Algerian National Anti-Doping Organization	NADO	ALG-NADO	4	-	5	-	9	0	0%

Table 15: GnRH Tests Conducted per Testing Authority (Urine) - continued

Testing Authority	TA Category	ADAMS Code	Urine						
			IC Samples	AAF	OOC Samples	AAF	Total Samples	Total AAFs	% AAF
National Anti-Doping Commission of Barbados	NADO	NADC	6	-	3	-	9	0	0%
National Anti-Doping Agency Austria GmbH	NADO	NADA Austria	-	-	8	-	8	0	0%
International Military Sports Council	OTHER-CS	CISM	8	-	-	-	8	0	0%
Uruguay Anti-Doping	NADO	URU-NADO	3	-	4	-	7	0	0%
Samoa Anti-Doping Agency	NADO	SAM-NADO	-	-	6	-	6	0	0%
Mozambique National Olympic Committee	NADO	MOZ-NOC	-	-	5	-	5	0	0%
Namibia National Olympic Committee	NADO	NAM-NOC	1	-	4	-	5	0	0%
International Waterski & Wakeboard Federation	ARISF	IWWF	3	-	2	-	5	0	0%
National Anti-Doping Agency of Uganda	NADO	UGA-NADO	-	-	5	-	5	0	0%
International Blind Sport Association	OTHER-CS	IBSA	5	-	-	-	5	0	0%
World Squash Federation	ARISF	WSF	2	-	3	-	5	0	0%
Asian Paralympic Committee	OTHER-CS	APC	1	-	3	-	4	0	0%
Palestine Anti-doping Committee	NADO	PAL-NADO	-	-	4	-	4	0	0%
HADA - Hellenic Antidoping Agency	NADO	EOKAN	-	-	4	-	4	0	0%
Italian National Anti-Doping Agency	NADO	NADO ITALIA	-	-	4	-	4	0	0%
International Federation of Muaythai Associations	ARISF	IFMA	-	-	4	-	4	0	0%
International Motorcycling Federation	ARISF	FIM	4	-	-	-	4	0	0%
International Orienteering Federation	ARISF	IOF	4	-	-	-	4	0	0%
International Floorball Federation	ARISF	IFF	-	-	4	-	4	0	0%
National Commission for the Fight against Doping - Mali	NADO	MLI-NADO	-	-	3	-	3	0	0%
World Association of Kickboxing Organizations	ARISF	WAKO	-	-	3	-	3	0	0%
Guatemala National Olympic Committee	NADO	GUA-NOC	-	-	3	-	3	0	0%
Qatar Antidoping Commission	NADO	QADC	-	-	3	-	3	0	0%
DFSF Drug Free Sports Fiji	NADO	FIJ-NADO	-	-	3	-	3	0	0%
National Anti-doping Center of Ukraine	NADO	NADC Ukraine	1	-	2	-	3	0	0%
International Federation Icestocksport	ARISF	IFI	-	-	3	-	3	0	0%
Tonga Sports Association and National Olympic Committee	NADO	TON-NOC	-	-	3	-	3	0	0%
Ministry of Youth and Sports Anti-doping Unit	NADO	MRI-NADO	-	-	3	-	3	0	0%
International Modern Pentathlon Union	ASOIF	UIPM	-	-	3	-	3	0	0%
National Anti-Doping Organization Center of Kyrgyz Republic	NADO	NADC-KG	-	-	3	-	3	0	0%
Guinea-Bissau Olympic Committee	NADO	GUB-NOC	-	-	3	-	3	0	0%
Mexican National Anti-Doping Committee	NADO	MEX-NADO	3	-	-	-	3	0	0%
Bahrain Anti-Doping Committee	NADO	BRN-NADO	-	-	2	-	2	0	0%
International Committee of Sports for the Deaf	OTHER-CS	ICSD / CISS	2	-	-	-	2	0	0%
Polish Anti-Doping Agency	NADO	POLADA	-	-	2	-	2	0	0%
National Anti-Doping Agency of Tunisia	NADO	ANAD	-	-	2	-	2	0	0%
Senegal Anti-Doping Organization	NADO	SEN-NADO	-	-	2	-	2	0	0%
National Olympic Committee of Angola	NADO	ANG-NOC	-	-	2	-	2	0	0%
World Netball	ARISF	WN	-	-	2	-	2	0	0%
International Powerboating Federation	ARISF	UIM	2	-	-	-	2	0	0%
National Anti-Doping Agency of Turkmenistan	NADO	TKM-NADO	-	-	2	-	2	0	0%
Madagascar Olympic Committee	NADO	MAD-NOC	-	-	2	-	2	0	0%
Burkina Faso Anti-Doping Organization	NADO	BUR-NADO	-	-	2	-	2	0	0%
National Olympic Committee of the Republic of Tajikistan	NADO	TJK-NADO	-	-	2	-	2	0	0%
International Savate Federation	AIMS	FIS-Savate	1	-	-	-	1	0	0%
National Anti-Doping Organization of Cape Verde	NADO	ONAD-CV	-	-	1	-	1	0	0%
Egyptian National Anti-doping Organization	NADO	EGY-NADO	-	-	1	-	1	0	0%
Anti-Doping Commission of Malta	NADO	MLT-NADO	-	-	1	-	1	0	0%
NADO-DG Eupen - Belgium	NADO	NADO-DG Eupen	-	-	1	-	1	0	0%
International Life Saving Federation	ARISF	ILSF	-	-	1	-	1	0	0%
Drug Free Sport Vanuatu	NADO	VAN-NOC	-	-	1	-	1	0	0%
National Olympic Committee of Marshall Islands	NADO	MAR-NOC	-	-	1	-	1	0	0%
Tuvalu Association of Sports and National Olympic Committee	NADO	TUV-NOC	-	-	1	-	1	0	0%
International Federation of Teqball	AIMS	FITEQ	-	-	1	-	1	0	0%
International Dragon Boat Federation	AIMS	IDBF	-	-	1	-	1	0	0%
National Anti-Doping Committee of Togo	NADO	TOG-NOC	-	-	1	-	1	0	0%

Table 15: GnRH Tests Conducted per Testing Authority (Urine) - continued

Testing Authority	TA Category	ADAMS Code	Urine						
			IC Samples	IC AAF	OOC Samples	OOC AAF	Total Samples	Total AAFs	% AAF
Zimbabwe National Olympic Committee	NADO	ZIM-NOC	1	-	-	-	1	0	0%
World Air Sports Federation	ARISF	FAI	-	-	1	-	1	0	0%
Andorra National Anti-Doping Commission	NADO	AGAD	-	-	1	-	1	0	0%
Hungarian Anti-Doping Agency	NADO	HUNADO	-	-	1	-	1	0	0%
International Automobile Federation	ARISF	FIA	-	-	1	-	1	0	0%
Lesotho Ministry of Sport and Recreation	NADO	LES-NADO	1	-	-	-	1	0	0%
Anti-Doping Agency of Malaysia	NADO	ADAMAS	1	-	-	-	1	0	0%
Guyana Olympic Association	NADO	GUY-OA	-	-	1	-	1	0	0%
Cook Islands Medical & Anti-Doping Organisation	NADO	COOK-NADO	-	-	1	-	1	0	0%
Mongolian National Anti-Doping Organization	NADO	MGL-NADO	-	-	1	-	1	0	0%
Philippine Sports Commission	NADO	PHI-NADO	-	-	1	-	1	0	0%
Totals			16,976	-	26,001	-	42,977	0	0%

Table 16: Insulins Tests Conducted per Testing Authority (Urine and Blood)

Testing Authority	TA Category	ADAMS Code	Urine						
			IC Samples	IC AAF	OOC Samples	OOC AAF	Total Samples	Total AAFs	% AAF
German National Anti-Doping Agency	NADO	NADA	273	1	941	1	1214	2	0.2%
China Anti-Doping Agency	NADO	CHINADA	35	-	303	-	338	0	0%
International Olympic Committee	OTHER-CS	IOC	1	-	63	-	64	0	0%
Luxembourg NADO	NADO	ALAD	-	-	58	-	58	0	0%
International Biathlon Union	AIOWF	IBU	8	-	7	-	15	0	0%
International Cycling Union	ASOIF	UCI	12	-	1	-	13	0	0%
Braslian Authority on Anti-Doping Control	NADO	ABCD	16	-	1	-	17	0	0%
World Skate	ARISF	WSK	9	-	-	-	9	0	0%
International Basketball Federation	ASOIF	FIBA	4	-	1	-	5	0	0%
International Swimming Federation	ASOIF	FINA	-	-	5	-	5	0	0%
International Handball Federation	ASOIF	IHF	3	-	-	-	3	0	0%
Sport Integrity Australia	NADO	SIA	-	-	2	-	2	0	0%
Monaco Anti-Doping Committee	NADO	CMA Monaco	-	-	1	-	1	0	0%
International Bobsleigh and Skeleton Federation	AIOWF	IBSF	-	-	2	-	2	0	0%
International Orienteering Federation	ARISF	IOF	2	-	-	-	2	0	0%
Drug Free Sport New Zealand	NADO	DFSNZ	-	-	1	-	1	0	0%
Chilean National Anti-Doping Commission	NADO	CHI-NADO	1	-	-	-	1	0	0%
US Anti-Doping Agency	NADO	USADA	-	-	1	-	1	0	0%
International Cricket Council	ARISF	ICC	1	-	-	-	1	0	0%
International Table Tennis Federation	ASOIF	ITTF	1	-	-	-	1	0	0%
Anti-Doping Norway	NADO	ADNO	1	1	-	-	1	1	100%
International Federation of Sport Climbing	ARISF	IFSC	-	-	1	-	1	0	0%
International Boxing Association	ASOIF	IBA	-	-	1	-	1	0	0%
World Athletics - Athletics Integrity Unit	ASOIF	World Athletics - AIU	-	-	1	-	1	0	0%
International Skating Union	AIOWF	ISU	1	-	-	-	1	0	0%
International Judo Federation	ASOIF	IJF	-	-	1	-	1	0	0%
Totals			368	2	1391	1	1,759	3	0.2%

Testing Authority	TA Category	ADAMS Code	Blood						
			IC Samples	IC AAF	OOC Samples	OOC AAF	Total Samples	Total AAFs	% AAF
German National Anti-Doping Agency	NADO	NADA	-	-	99	-	99	0	0%
International Biathlon Union	AIOWF	IBU	5	-	-	-	5	0	0%
International Cycling Union	ASOIF	UCI	-	-	5	-	5	0	0%
Monaco Anti-Doping Committee	NADO	CMA Monaco	-	-	1	-	1	0	0%
International Ski Federation	AIOWF	FIS	-	-	1	-	1	0	0%
Totals			5	0	106	0	111	0	0%

Table 17: IGF-I Tests Conducted per Testing Authority (Urine and Blood)

Testing Authority	TA Category	ADAMS Code	Urine						
			IC Samples	IC AAF	OOC Samples	OOC AAF	Total Samples	Total AAFs	% AAF
German National Anti-Doping Agency	NADO	NADA	131	-	609	-	740	0	0%
China Anti-Doping Agency	NADO	CHINADA	-	-	86	-	86	0	0%
International Olympic Committee	OTHER-CS	IOC	1	-	62	-	63	0	0%
Luxembourg NADO	NADO	ALAD	-	-	58	-	58	0	0%
Braslian Authority on Anti-Doping Control	NADO	ABCD	25	-	1	-	26	0	0%
International Cycling Union	ASOIF	UCI	13	-	1	-	14	0	0%
World Skate	ARISF	WSK	9	-	-	-	9	0	0%
International Swimming Federation	ASOIF	FINA	-	-	5	-	5	0	0%
International Basketball Federation	ASOIF	FIBA	4	-	1	-	5	0	0%
World Athletics - Athletics Integrity Unit	ASOIF	World Athletics - AIU	-	-	3	-	3	0	0%
International Handball Federation	ASOIF	IHF	3	-	-	-	3	0	0%
International Orienteering Federation	ARISF	IOF	2	-	-	-	2	0	0%
Sport Integrity Australia	NADO	SIA	-	-	2	-	2	0	0%
International Bobsleigh and Skeleton Federation	AIOWF	IBSF	-	-	2	-	2	0	0%
Monaco Anti-Doping Committee	NADO	CMA Monaco	-	-	1	-	1	0	0%
International Federation of Sport Climbing	ARISF	IFSC	-	-	1	-	1	0	0%
International Table Tennis Federation	ASOIF	ITTF	1	-	-	-	1	0	0%
International Boxing Association	ASOIF	IBA	-	-	1	-	1	0	0%
International Cricket Council	ARISF	ICC	1	-	-	-	1	0	0%
Drug Free Sport New Zealand	NADO	DFSNZ	-	-	1	-	1	0	0%
US Anti-Doping Agency	NADO	USADA	-	-	1	-	1	0	0%
International Skating Union	AIOWF	ISU	1	-	-	-	1	0	0%
Chilean National Anti-Doping Commission	NADO	CHI-NADO	1	-	-	-	1	0	0%
International Judo Federation	ASOIF	IJF	-	-	1	-	1	0	0%
Totals			192	0	836	0	1028	0	0%

Testing Authority	TA Category	ADAMS Code	Blood						
			IC Samples	IC AAF	OOC Samples	OOC AAF	Total Samples	Total AAFs	% AAF
German National Anti-Doping Agency	NADO	NADA	-	-	99	-	99	0	0%
International Cycling Union	ASOIF	UCI	-	-	5	-	5	0	0%
Monaco Anti-Doping Committee	NADO	CMA Monaco	-	-	1	-	1	0	0%
French Anti-Doping Agency	NADO	AFLD-NADO	1	-	-	-	1	0	0%
International Ski Federation	AIOWF	FIS	-	-	1	-	1	0	0%
Totals			1	0	106	0	107	0	0%

Table 18: hGH Isoforms Tests Conducted per Testing Authority (Blood)

Testing Authority	TA Category	ADAMS Code	Blood								
			IC			OOC			Total Samples	Total AAFs	% AAF
			Samples	ATF	AAF	Samples	ATF	AAF			
German National Anti-Doping Agency	NADO	NADA	377	-	-	1295	-	-	1672	0	0%
China Anti-Doping Agency	NADO	CHINADA	90	-	-	864	-	-	954	0	0%
International Tennis Federation	ASOIF	ITF	-	-	-	917	4	-	917	0	0%
International Federation of Football Associations*	ASOIF	FIFA	314	-	-	579	-	-	893	0	0%
Italian National Anti-Doping Agency	NADO	NADO ITALIA	92	-	-	682	-	-	774	0	0%
International Weightlifting Federation	ASOIF	IWF	485	-	-	209	-	1	694	1	0.1%
International Olympic Committee	OTHER-CS	IOC	338	-	-	268	-	-	606	0	0%
Romanian National Anti-Doping Agency	NADO	ANAD-Romania	213	-	-	371	-	-	584	0	0%
Canadian Centre for Ethics in Sport	NADO	CCES	17	-	-	336	-	-	353	0	0%
International Swimming Federation	ASOIF	FINA	32	-	-	304	-	-	336	0	0%
National Anti-Doping Agency Austria GmbH	NADO	NADA Austria	24	-	-	308	-	-	332	0	0%
Sport Integrity Australia	NADO	SIA	2	-	-	308	-	-	310	0	0%
International Biathlon Union	AIOWF	IBU	86	-	-	199	-	-	285	0	0%
Hungarian Anti-Doping Agency	NADO	HUNADO	45	-	-	228	-	-	273	0	0%
Korea Anti-Doping Agency	NADO	KADA	-	-	-	265	-	-	265	0	0%
French Anti-Doping Agency	NADO	AFLD-NADO	2	-	-	256	-	-	258	0	0%
US Anti-Doping Agency	NADO	USADA	36	-	-	218	-	-	254	0	0%
International Ski Federation	AIOWF	FIS	40	-	-	214	-	-	254	0	0%
International Paralympic Committee	OTHER-CS	IPC	16	-	-	234	-	-	250	0	0%
Russian National Anti-Doping Organization	NADO	RUSADA	61	-	-	174	-	-	235	0	0%
Braslian Authority on Anti-Doping Control	NADO	ABCD	46	-	-	177	-	2	223	2	0.9%
Colombian NADO	NADO	COL-NADO	64	-	-	149	-	-	213	0	0%
Portugal Anti-Doping Agency	NADO	ADoP	146	-	-	61	-	-	207	0	0%
International Cycling Union	ASOIF	UCI	42	-	-	138	-	-	180	0	0%
International Skating Union	AIOWF	ISU	41	-	-	124	-	-	165	0	0%
French Community of Belgium NADO	NADO	BEL-CFWB	66	-	-	96	-	-	162	0	0%
World Rugby	ASOIF	World Rugby	-	-	-	147	-	-	147	0	0%
National Anti Doping Agency -India	NADO	IND-NADO	55	-	-	88	-	-	143	0	0%
Doping Authority Netherlands	NADO	DAN	4	-	-	138	-	-	142	0	0%
Jamaica Anti-Doping Commission	NADO	JADCO	34	-	-	107	-	-	141	0	0%
Sport Ireland	NADO	SI	-	-	-	135	-	-	135	0	0%
Azerbaijan National Anti-Doping Agency	NADO	AMADA	29	-	-	88	-	-	117	0	0%
Turkish Anti Doping Commission	NADO	TADC	16	-	-	96	1	2	112	2	1.8%
Qatar Antidoping Commission	NADO	QADC	5	-	-	92	-	-	97	0	0%
Polish Anti-Doping Agency	NADO	POLADA	-	-	-	89	1	-	89	0	0%
Finnish Center for Integrity in Sports	NADO	FINCIS	8	-	-	76	-	-	84	0	0%
Bulgarian Anti-doping Center	NADO	BUL-NADO	15	-	-	68	-	-	83	0	0%
United World Wrestling	ASOIF	UWW	34	-	-	40	-	-	74	0	0%
Spain National Anti-Doping Agency	NADO	ESP-NADO	16	-	-	57	-	-	73	0	0%
Lithuanian Anti-Doping Agency	NADO	LTU-NADO	1	-	-	69	-	-	70	0	0%
International Ice Hockey Federation	AIOWF	IIHF	41	-	-	25	-	-	66	0	0%
International Volleyball Federation	ASOIF	FIVB	54	-	-	12	-	-	66	0	0%
International Gymnastics Federation	ASOIF	FIG	44	-	-	16	-	-	60	0	0%
Croatian Institute of Public Health	NADO	CIPH	17	-	-	40	-	-	57	0	0%
Luxembourg NADO	NADO	ALAD	-	-	-	56	-	-	56	0	0%
Anti-Doping Norway	NADO	ADNO	2	-	-	53	-	-	55	0	0%
World Triathlon	ASOIF	World Triathlon	49	-	-	5	-	-	54	0	0%
International Bobsleigh and Skeleton Federation	AIOWF	IBSF	33	-	-	21	-	-	54	0	0%
Anti-Doping Agency of Kenya	NADO	ADAK	1	-	-	49	-	-	50	0	0%
Slovak Anti-Doping Agency	NADO	SADA	15	-	-	34	-	-	49	0	0%
UK Anti-Doping	NADO	UKAD	-	-	-	48	-	-	48	0	0%
Japan Anti-Doping Agency	NADO	JADA	16	-	-	32	-	-	48	0	0%
Badminton World Federation	ASOIF	BWF	-	-	-	47	-	-	47	0	0%
Common Community Commission (Brussels)	NADO	COCOM	8	-	-	32	-	-	40	0	0%
World Rowing	ASOIF	FISA	-	-	-	39	-	-	39	0	0%
Anti-Doping Denmark	NADO	ADD	-	-	-	37	-	-	37	0	0%
Cuban National Anti-Doping Agency	NADO	CUB-NADO	-	-	-	34	-	-	34	0	0%
World Athletics - Athletics Integrity Unit	ASOIF	World Athletics - AIU	-	-	-	34	-	1	34	1	2.9%

* Total includes tests conducted by UEFA

Table 18: hGH Isoforms Tests Conducted per Testing Authority (Blood) - continued

Testing Authority	Blood										
	TA Category	ADAMS Code	IC			OOC			Total	Total	%
			Samples	ATF	AAF	Samples	ATF	AAF	Samples	AAFs	AAF
Monaco Anti-Doping Committee	NADO	CMA Monaco	-	-	-	33	-	-	33	0	0%
Agency for Anti-Doping Control of Bosnia and Herzegovina	NADO	BiH-NADO	23	-	-	7	-	-	30	0	0%
Drug Free Sport New Zealand	NADO	DFSNZ	2	-	-	28	-	-	30	0	0%
Georgian Anti-Doping Agency	NADO	GEO-NADO	-	-	-	29	-	-	29	0	0%
International Boxing Association	ASOIF	IBA	-	-	-	28	-	-	28	0	0%
Anti-Doping Bureau of Latvia	NADO	LAT-NADO	1	-	-	26	-	-	27	0	0%
Armenian National Anti-Doping Organization	NADO	ARM-NADO	-	-	-	24	-	-	24	0	0%
World Taekwondo	ASOIF	WT	5	-	-	18	-	-	23	0	0%
Israeli NADO	NADO	ISR-NADO	8	-	-	15	-	-	23	0	0%
International Judo Federation	ASOIF	IJF	-	-	-	22	-	-	22	0	0%
Kazakhstan National Anti-Doping Centre	NADO	KAZ-NADO	-	-	-	21	-	-	21	0	0%
International Table Tennis Federation	ASOIF	ITTF	8	-	-	13	-	-	21	0	0%
Costa Rica NADO	NADO	CRC-NADO	15	-	-	5	-	-	20	0	0%
International Hockey Federation	ASOIF	FIH	11	-	-	7	-	-	18	0	0%
International Handball Federation	ASOIF	IHF	12	-	-	6	-	-	18	0	0%
International Sambo Federation	ARISF	FIAS	18	-	-	-	-	-	18	0	0%
World Baseball Softball Confederation	ARISF	WBSC	10	-	-	7	-	-	17	0	0%
Egyptian National Anti-doping Organization	NADO	EGY-NADO	3	-	-	14	-	-	17	0	0%
World Karate Federation	ARISF	WKF	8	-	-	8	-	-	16	0	0%
South African Institute for Drug-Free Sport	NADO	SAIDS	11	-	-	4	-	-	15	0	0%
International Fencing Federation	ASOIF	FIE	-	-	-	13	-	-	13	0	0%
Anti-Doping Sweden	NADO	ADSE	-	-	-	13	-	-	13	0	0%
Nigerian National Anti-Doping Committee	NADO	NGR-NADO	-	-	-	12	-	-	12	0	0%
Ethiopian Anti doping Organization	NADO	ETH-NADO	-	-	-	11	-	-	11	0	0%
International Powerlifting Federation	AIMS	IPF	-	-	-	11	1	-	11	0	0%
Asian Paralympic Committee	OTHER-CS	APC	8	-	-	1	-	-	9	0	0%
Estonian Center for Integrity in Sports	NADO	ESTCIS	-	-	-	9	-	-	9	0	0%
World Skate	ARISF	WSK	4	-	-	5	-	-	9	0	0%
World Underwater Federation	ARISF	CMAS	7	-	-	2	-	-	9	0	0%
International Canoe Federation	ASOIF	ICF	-	-	-	8	-	-	8	0	0%
International Modern Pentathlon Union	ASOIF	UIPM	-	-	-	8	-	-	8	0	0%
Bermuda Sport Anti- Doping Authority	NADO	BSADA	-	-	-	8	-	-	8	0	0%
International Luge Federation	AIOWF	FIL	5	-	-	2	-	-	7	0	0%
International Powerboating Federation	ARISF	UIM	7	-	-	-	-	-	7	0	0%
Swiss Sport Integrity	NADO	SSI	-	-	-	7	-	-	7	0	0%
Anti-Doping Agency of Serbia	NADO	ADAS	-	-	-	7	-	-	7	0	0%
International Federation of Sport Climbing	ARISF	IFSC	-	-	-	6	-	-	6	0	0%
International Federation of Bodybuilding and Fitness	AIMS	IFBB	-	-	-	6	-	-	6	0	0%
International Federation of Muaythai Associations	ARISF	IFMA	-	-	-	5	-	-	5	0	0%
Ju-Jitsu International Federation	AIMS	JJIF	-	-	-	5	-	-	5	0	0%
International Military Sports Council	OTHER-CS	CISM	4	-	-	1	-	-	5	0	0%
World Association of Kickboxing Organizations	ARISF	WAKO	-	-	-	4	-	-	4	0	0%
World Anti-Doping Agency	OTHER-CS	WADA-AMA	-	-	-	4	-	-	4	0	0%
International Orienteering Federation	ARISF	IOF	4	-	-	-	-	-	4	0	0%
International Basketball Federation	ASOIF	FIBA	-	-	-	4	-	-	4	0	0%
International Blind Sport Association	OTHER-CS	IBSA	3	-	-	-	-	-	3	0	0%
National Anti-Doping Commission of Macedonia	NADO	MKD-NADO	-	-	-	3	-	-	3	0	0%
Czech Anti-Doping Committee	NADO	CADC	-	-	-	3	-	-	3	0	0%
Anti-Doping Singapore	NADO	ADS	-	-	-	3	-	-	3	0	0%
International Golf Federation	ASOIF	IGF	-	-	-	3	-	-	3	0	0%
I.R Iran National Anti-Doping Organization	NADO	IRI-NADO	-	-	-	3	-	-	3	0	0%
International Federation Icestocksport	ARISF	IFI	-	-	-	2	-	-	2	0	0%
International Waterski & Wakeboard Federation	ARISF	IWWF	-	-	-	2	-	-	2	0	0%
Anti-Doping Commission of Malta	NADO	MLT-NADO	-	-	-	2	-	-	2	0	0%
Belarus National Anti-Doping Agency	NADO	BNADA	-	-	-	2	-	-	2	0	0%
Mexican National Anti-Doping Committee	NADO	MEX-NADO	2	-	-	-	-	-	2	0	0%
Anti-Doping Commission, Chinese Taipei Olympic Committee	NADO	CTADA	2	-	-	-	-	-	2	0	0%
World Squash Federation	ARISF	WSF	2	-	-	-	-	-	2	0	0%
International Savate Federation	AIMS	FIS-Savate	1	-	-	1	-	-	2	0	0%

Table 18: hGH Isoforms Tests Conducted per Testing Authority (Blood) - continued

Testing Authority	TA Category	ADAMS Code	Blood								
			IC			OOC			Total Samples	Total AAFs	% AAF
			Samples	ATF	AAF	Samples	ATF	AAF			
NADO-DG Eupen - Belgium	NADO	NADO-DG Eupen	-	-	-	2	-	-	2	0	0%
Liechtenstein Olympic Committee	NADO	LOC	-	-	-	1	-	-	1	0	0%
Ironman (Ironman Group/WTC)	OTHER-CS	IRONMAN	-	-	-	1	-	-	1	0	0%
International Equestrian Federation	ASOIF	FEI	-	-	-	1	-	-	1	0	0%
Pan American Sports Organization	OTHER-CS	PASO	1	-	-	-	-	-	1	0	0%
International Life Saving Federation	ARISF	ILSF	-	-	-	1	-	-	1	0	0%
Slovenian Antidoping Organization	NADO	SLOADO	-	-	-	1	-	-	1	0	0%
Andorra National Anti-Doping Commission	NADO	AGAD	-	-	-	1	-	-	1	0	0%
Totals			3357	0	0	11377	7	6	14,734	6	0.04%

Table 19: hGH Biomarkers Tests Conducted per Testing Authority (Blood)

Testing Authority	TA Category	ADAMS Code	Blood								
			IC			OOC			Total Samples	Total AAFs	% AAF
			Samples	ATF	AAF	Samples	ATF	AAF			
Italian National Anti-Doping Agency	NADO	NADO ITALIA	92	-	-	682	-	-	774	0	0%
UK Anti-Doping	NADO	UKAD	33	-	-	592	-	-	625	0	0%
International Olympic Committee	OTHER-CS	IOC	329	-	-	252	-	-	581	0	0%
Belarus National Anti-Doping Agency	NADO	BNADA	57	-	-	277	3	-	334	0	0%
Canadian Centre for Ethics in Sport	NADO	CCES	17	-	-	312	-	-	329	0	0%
Swiss Sport Integrity	NADO	SSI	1	-	-	298	-	-	299	0	0%
National Anti-doping Center of Ukraine	NADO	NADC Ukraine	147	-	-	68	-	-	215	0	0%
German National Anti-Doping Agency	NADO	NADA	7	-	-	201	-	-	208	0	0%
Korea Anti-Doping Agency	NADO	KADA	198	-	-	-	-	-	198	0	0%
Japan Anti-Doping Agency	NADO	JADA	60	-	-	123	-	-	183	0	0%
Anti-Doping Denmark	NADO	ADD	29	-	-	109	-	-	138	0	0%
Turkish Anti Doping Commission	NADO	TADC	12	1	-	95	-	-	107	0	0%
China Anti-Doping Agency	NADO	CHINADA	4	-	-	73	-	-	77	0	0%
Polish Anti-Doping Agency	NADO	POLADA	-	-	-	73	-	-	73	0	0%
Pan American Sports Organization	OTHER-CS	PASO	7	-	-	60	-	-	67	0	0%
Lithuanian Anti-Doping Agency	NADO	LTU-NADO	2	-	-	64	-	-	66	0	0%
International Federation of Football Associations*	ASOIF	FIFA	5	-	-	60	-	-	65	0	0%
Anti-Doping Commission, Chinese Taipei Olympic Committee	NADO	CTADA	46	-	-	16	-	-	62	0	0%
Colombian NADO	NADO	COL-NADO	9	-	-	43	-	1	52	1	1.9%
Badminton World Federation	ASOIF	BWF	-	-	-	51	-	-	51	0	0%
Anti-Doping Sweden	NADO	ADSE	1	-	-	35	-	-	36	0	0%
National Anti-Doping Agency of Tunisia	NADO	ANAD	-	-	-	35	-	-	35	0	0%
French Anti-Doping Agency	NADO	AFLD-NADO	-	-	-	25	-	-	25	0	0%
Russian National Anti-Doping Organization	NADO	RUSADA	3	-	-	14	-	-	17	0	0%
International Biathlon Union	AIOWF	IBU	3	-	-	8	-	-	11	0	0%
Anti-Doping Norway	NADO	ADNO	-	-	-	10	-	-	10	0	0%
United Arab Emirates National Anti-doping Committee	NADO	UAE-NADO	8	-	-	-	-	-	8	0	0%
Romanian National Anti-Doping Agency	NADO	ANAD-Romania	-	-	-	8	-	-	8	0	0%
Liechtenstein Olympic Committee	NADO	LOC	-	-	-	7	-	-	7	0	0%
International Ski Federation	AIOWF	FIS	6	-	-	1	-	-	7	0	0%
US Anti-Doping Agency	NADO	USADA	-	-	-	6	-	-	6	0	0%
Czech Anti-Doping Committee	NADO	CADC	1	-	-	4	-	-	5	0	0%
International Weightlifting Federation	ASOIF	IWF	-	-	-	4	-	-	4	0	0%
Andorra National Anti-Doping Commission	NADO	AGAD	-	-	-	4	-	-	4	0	0%
National Anti-Doping Agency Austria GmbH	NADO	NADA Austria	-	-	-	4	-	-	4	0	0%
World Anti-Doping Agency	OTHER-CS	WADA-AMA	-	-	-	4	-	-	4	0	0%
International Skating Union	AIOWF	ISU	3	-	-	-	-	-	3	0	0%
Bermuda Sport Anti- Doping Authority	NADO	BSADA	-	-	-	3	-	-	3	0	0%
Doping Authority Netherlands	NADO	DAN	-	-	-	3	-	-	3	0	0%
Jamaica Anti-Doping Commission	NADO	JADCO	-	-	-	2	-	-	2	0	0%
World Netball	ARISF	WN	-	-	-	2	-	-	2	0	0%
International Luge Federation	AIOWF	FIL	1	-	-	1	-	-	2	0	0%
International Cycling Union	ASOIF	UCI	1	-	-	-	-	-	1	0	0%
Anti-Doping Bureau of Latvia	NADO	LAT-NADO	-	-	-	1	-	-	1	0	0%
Brasilian Authority on Anti-Doping Control	NADO	ABCD	-	-	-	1	-	-	1	0	0%
United World Wrestling	ASOIF	UWW	1	-	-	-	-	-	1	0	0%
International Federation Icestocksport	ARISF	IFI	-	-	-	1	-	-	1	0	0%
Luxembourg NADO	NADO	ALAD	-	-	-	1	-	-	1	0	0%
World Athletics - Athletics Integrity Unit	ASOIF	World Athletics - AIU	-	-	-	1	-	-	1	0	0%
Monaco Anti-Doping Committee	NADO	CMA Monaco	-	-	-	1	-	-	1	0	0%
International Swimming Federation	ASOIF	FINA	-	-	-	1	-	-	1	0	0%
International Paralympic Committee	OTHER-CS	IPC	-	-	-	1	-	-	1	0	0%
Totals			1083	1	0	3637	3	1	4,720	1	0.02%

* Total includes tests conducted by UEFA

Table 20: HBOC Tests Conducted per Testing Authority (Blood)

Testing Authority	TA Category	ADAMS Code	Blood						
			IC Samples	IC AAF	OOC Samples	OOC AAF	Total Samples	Total AAFs	% AAF
Romanian National Anti-Doping Agency	NADO	ANAD-Romania	213	-	370	-	583	0	0%
Italian National Anti-Doping Agency	NADO	NADO ITALIA	63	-	436	-	499	0	0%
Belarus National Anti-Doping Agency	NADO	BNADA	57	-	277	-	334	0	0%
Sport Integrity Australia	NADO	SIA	2	-	309	-	311	0	0%
French Anti-Doping Agency	NADO	AFLD-NADO	49	-	252	-	301	0	0%
International Cycling Union	ASOIF	UCI	159	-	93	-	252	0	0%
National Anti-doping Center of Ukraine	NADO	NADC Ukraine	147	-	68	-	215	0	0%
Doping Authority Netherlands	NADO	DAN	3	-	183	-	186	0	0%
International Tennis Federation	ASOIF	ITF	-	-	151	-	151	0	0%
French Community of Belgium NADO	NADO	BEL-CFWB	40	-	80	-	120	0	0%
Russian National Anti-Doping Organization	NADO	RUSADA	44	-	70	-	114	0	0%
National Anti Doping Agency -India	NADO	IND-NADO	43	-	66	-	109	0	0%
International Federation of Football Associations*	ASOIF	FIFA	33	-	72	-	105	0	0%
Polish Anti-Doping Agency	NADO	POLADA	-	-	89	-	89	0	0%
Portugal Anti-Doping Agency	NADO	ADoP	59	-	24	-	83	0	0%
Anti-Doping Denmark	NADO	ADD	19	-	63	-	82	0	0%
World Rugby	ASOIF	World Rugby	-	-	80	-	80	0	0%
International Swimming Federation	ASOIF	FINA	-	-	71	-	71	0	0%
Lithuanian Anti-Doping Agency	NADO	LTU-NADO	2	-	55	-	57	0	0%
World Rowing	ASOIF	FISA	-	-	47	-	47	0	0%
World Athletics - Athletics Integrity Unit	ASOIF	World Athletics - AIU	4	-	43	-	47	0	0%
Anti-Doping Norway	NADO	ADNO	2	-	37	-	39	0	0%
International Biathlon Union	AIOWF	IBU	3	-	35	-	38	0	0%
Drug Free Sport New Zealand	NADO	DFSNZ	2	-	28	-	30	0	0%
Common Community Commission (Brussels)	NADO	COCOM	6	-	23	-	29	0	0%
Monaco Anti-Doping Committee	NADO	CMA Monaco	-	-	22	-	22	0	0%
International Paralympic Committee	OTHER-CS	IPC	8	-	13	-	21	0	0%
World Triathlon	ASOIF	World Triathlon	2	-	15	-	17	0	0%
International Skating Union	AIOWF	ISU	6	-	7	-	13	0	0%
International Weightlifting Federation	ASOIF	IWF	-	-	12	-	12	0	0%
UK Anti-Doping	NADO	UKAD	-	-	11	-	11	0	0%
United World Wrestling	ASOIF	UWW	7	-	2	-	9	0	0%
United Arab Emirates National Anti-doping Committee	NADO	UAE-NADO	8	-	-	-	8	0	0%
International Olympic Committee	OTHER-CS	IOC	8	-	-	-	8	0	0%
International Volleyball Federation	ASOIF	FIVB	4	-	3	-	7	0	0%
International Gymnastics Federation	ASOIF	FIG	6	-	-	-	6	0	0%
Badminton World Federation	ASOIF	BWF	-	-	6	-	6	0	0%
Luxembourg NADO	NADO	ALAD	-	-	4	-	4	0	0%
International Hockey Federation	ASOIF	FIH	4	-	-	-	4	0	0%
Swiss Sport Integrity	NADO	SSI	-	-	4	-	4	0	0%
International Ski Federation	AIOWF	FIS	-	-	3	-	3	0	0%
Finnish Center for Integrity in Sports	NADO	FINCIS	-	-	3	-	3	0	0%
Anti-Doping Singapore	NADO	ADS	-	-	3	-	3	0	0%
Canadian Centre for Ethics in Sport	NADO	CCES	-	-	3	-	3	0	0%
International Judo Federation	ASOIF	IJF	-	-	3	-	3	0	0%
World Karate Federation	ARISF	WKF	3	-	-	-	3	0	0%
World Baseball Softball Confederation	ARISF	WBSC	-	-	2	-	2	0	0%
International Federation of Muaythai Associations	ARISF	IFMA	-	-	2	-	2	0	0%
International Military Sports Council	OTHER-CS	CISM	1	-	1	-	2	0	0%
International Boxing Association	ASOIF	IBA	-	-	2	-	2	0	0%
NADO-DG Eupen - Belgium	NADO	NADO-DG Eupen	-	-	1	-	1	0	0%
International Basketball Federation	ASOIF	FIBA	-	-	1	-	1	0	0%
International Ski Mountaineering Federation	ARISF	ISMF	-	-	1	-	1	0	0%
International Savate Federation	AIMS	FIS-Savate	-	-	1	-	1	0	0%

* Total includes tests conducted by UEFA

Table 20: HBOC Tests Conducted per Testing Authority (Blood) - continued

Testing Authority	TA Category	ADAMS Code	Blood						
			IC Samples	IC AAF	OOC Samples	OOC AAF	Total Samples	Total AAFs	% AAF
International Life Saving Federation	ARISF	ILSF	-	-	1	-	1	0	0%
Turkish Anti Doping Commission	NADO	TADC	1	-	-	-	1	0	0%
World Underwater Federation	ARISF	CMAS	1	-	-	-	1	0	0%
Anti-Doping Sweden	NADO	ADSE	-	-	1	-	1	0	0%
Qatar Antidoping Commission	NADO	QADC	-	-	1	-	1	0	0%
Totals			1009	0	3,150	0	4,159	0	0%

Table 21: HBT Tests Conducted per Testing Authority (Blood)

Testing Authority	TA Category	ADAMS Code	Blood						
			IC Samples	IC AAF	OOC Samples	OOC AAF	Total Samples	Total AAFs	% AAF
China Anti-Doping Agency	NADO	CHINADA	-	-	308	2	308	2	0.6%
International Olympic Committee	OTHER-CS	IOC	7	1	26	1	33	2	6.1%
International Paralympic Committee	OTHER-CS	IPC	1	-	26	-	27	0	0%
Brasilian Authority on Anti-Doping Control	NADO	ABCD	26	-	-	-	26	0	0%
Italian National Anti-Doping Agency	NADO	NADO ITALIA	2	-	9	-	11	0	0%
Polish Anti-Doping Agency	NADO	POLADA	-	-	10	-	10	0	0%
French Anti-Doping Agency	NADO	AFLD-NADO	1	-	9	-	10	0	0%
International Cycling Union	ASOIF	UCI	4	-	5	-	9	0	0%
German National Anti-Doping Agency	NADO	NADA	1	-	5	-	6	0	0%
World Athletics - Athletics Integrity Unit	ASOIF	World Athletics - AIU	-	-	5	-	5	0	0%
Doping Authority Netherlands	NADO	DAN	4	-	-	-	4	0	0%
International Ski Federation	AIOWF	FIS	-	-	3	-	3	0	0%
International Biathlon Union	AIOWF	IBU	1	-	1	-	2	0	0%
Turkish Anti Doping Commission	NADO	TADC	-	-	2	-	2	0	0%
National Anti-Doping Agency of Tunisia	NADO	ANAD	-	-	1	-	1	0	0%
Sport Ireland	NADO	SI	-	-	1	-	1	0	0%
Totals			47	1	411	3	458	4	1%

Table 22a: Steroid Ester Tests Conducted per Testing Authority (Blood)

Testing Authority	TA Category	ADAMS Code	Blood						
			IC Samples	IC AAF	OOB Samples	OOB AAF	Total Samples	Total AAFs	% AAF
International Skating Union	AIOWF	ISU	38	-	123	-	161	0	0%
World Athletics - Athletics Integrity Unit	ASOIF	World Athletics - AIU	3	-	79	-	82	0	0%
Anti-Doping Norway	NADO	ADNO	-	-	8	1	8	1	12.5%
Bulgarian Anti-doping Center	NADO	BUL-NADO	-	-	5	-	5	0	0%
Finnish Center for Integrity in Sports	NADO	FINCIS	-	-	3	2	3	2	66.7%
UK Anti-Doping	NADO	UKAD	-	-	2	-	2	0	0%
United World Wrestling	ASOIF	UWW	-	-	1	-	1	0	0%
International Handball Federation	ASOIF	IHF	-	-	1	-	1	0	0%
Totals			41	0	222	3	263	3	1.1%

Table 22b: DBS Tests Conducted per Testing Authority

Testing Authority	TA Category	ADAMS Code	DBS						
			IC Samples	IC AAF	OOB Samples	OOB AAF	Total Samples	Total AAFs	% AAF
China Anti-Doping Agency	NADO	CHINADA	2	-	780	-	782	0	0%
Anti-Doping Denmark	NADO	ADD	62	1	8	1	70	2	2.9%
International Olympic Committee	OTHER-CS	IOC	-	-	69	-	69	0	0%
US Anti-Doping Agency	NADO	USADA	24	-	3	-	27	0	0%
International Ski Federation	AIOWF	FIS	13	-	2	-	15	0	0%
German National Anti-Doping Agency	NADO	NADA	5	-	-	-	5	0	0%
Totals			106	1	862	1	968	2	0.2%

Table 23: ASOIF Sport - Aquatics

Testing Authority (TA)	TA Category	ADAMS Code	Urine						Blood						DBS				Total Samples	% AAF
			IC			OOC			IC			OOC			IC		OOC			
			Samples	ATF	AAF	Samples	ATF	AAF	Samples	ATF	AAF	Samples	ATF	AAF	Samples	AAF	Samples	AAF		
International Swimming Federation	ASOIF	FINA	560	-	10	2788	-	4	58	-	-	310	-	-	-	-	-	-	3716	0.38%
China Anti-Doping Agency	NADO	CHINADA	718	1	28	1591	-	-	13	-	-	183	-	-	-	-	98	-	2603	1.1%
German National Anti-Doping Agency	NADO	NADA	310	-	1	649	-	-	19	-	-	149	-	-	-	-	-	-	1127	0.1%
US Anti-Doping Agency	NADO	USADA	239	-	5	571	1	1	-	-	-	22	-	-	-	-	-	-	832	0.7%
International Olympic Committee	OTHER-CS	IOC	467	-	1	202	-	-	35	-	-	21	-	-	-	-	17	-	742	0.1%
Japan Anti-Doping Agency	NADO	JADA	129	-	-	330	-	-	20	-	-	64	-	-	-	-	-	-	543	-
Russian National Anti-Doping Organization	NADO	RUSADA	253	-	4	270	-	-	12	-	-	7	-	-	-	-	-	-	542	0.7%
Italian National Anti-Doping Agency	NADO	NADO ITALIA	314	-	1	180	-	-	-	-	-	43	-	-	-	-	-	-	537	0.2%
Hungarian Anti-Doping Agency	NADO	HUNADO	249	-	-	147	-	-	20	-	-	55	-	-	-	-	-	-	471	-
Turkish Anti-Doping Commission	NADO	TADC	122	-	-	84	-	-	16	1	-	17	-	-	-	-	-	-	239	-
Canadian Centre for Ethics in Sport	NADO	CCES	49	-	-	159	-	-	1	-	-	27	-	-	-	-	-	-	236	-
Sport Integrity Australia	NADO	SIA	63	-	-	149	-	-	2	-	-	12	-	-	-	-	-	-	226	-
French Anti-Doping Agency	NADO	AFLD-NADO	100	-	-	115	-	-	-	-	-	-	-	-	-	-	-	-	215	-
Korea Anti-Doping Agency	NADO	KADA	68	-	1	107	-	-	12	-	-	22	-	-	-	-	10	-	209	0.5%
Spain National Anti-Doping Agency	NADO	ESP-NADO	114	-	-	81	-	-	-	-	-	3	-	-	-	-	-	-	198	-
UK Anti-Doping	NADO	UKAD	51	-	-	110	-	-	-	-	-	15	-	-	-	-	-	-	176	-
Doping Authority Netherlands	NADO	DAN	70	-	3	96	-	-	3	-	-	1	-	-	-	-	-	-	170	1.8%
Brazilian Authority on Anti-Doping Control	NADO	ABCD	28	-	-	94	-	3	-	-	-	45	-	-	-	-	-	-	167	1.8%
Belarus National Anti-Doping Agency	NADO	BNADA	66	-	2	91	-	-	-	-	-	9	-	-	-	-	-	-	166	1.2%
Kazakhstan National Anti-Doping Centre	NADO	KAZ-NADO	27	-	-	131	-	1	-	-	-	-	-	-	-	-	-	-	158	0.6%
Romanian National Anti-Doping Agency	NADO	ANAD-Romania	49	-	-	67	-	-	5	-	-	18	-	-	-	-	-	-	139	-
Polish Anti-Doping Agency	NADO	POLADA	97	-	-	37	-	-	-	-	-	1	-	-	-	-	-	-	135	-
National Anti-doping Center of Ukraine	NADO	NADC Ukraine	50	-	-	78	-	2	-	-	-	-	-	-	-	-	-	-	128	1.6%
Swiss Sport Integrity	NADO	SSI	33	-	-	76	-	1	-	-	-	16	-	-	-	-	-	-	125	0.8%
Pan American Sports Organization	OTHER-CS	PASO	75	-	-	26	1	-	2	-	-	13	-	-	-	-	-	-	116	-
Anti-Doping Denmark	NADO	ADD	34	-	1	54	-	-	6	-	-	5	-	-	-	-	5	-	104	1.0%
National Anti-Doping Agency Austria GmbH	NADO	NADA Austria	30	-	-	62	-	-	-	-	-	8	-	-	-	-	-	-	100	-
HADA - Hellenic Antidoping Agency	NADO	EOKAN	31	-	-	61	-	-	-	-	-	-	-	-	-	-	-	-	92	-
Argentina National Anti-Doping Agency	NADO	ARG-CNAD	63	-	-	25	-	-	-	-	-	-	-	-	-	-	-	-	88	-
Egyptian National Anti-doping Organization	NADO	EGY-NADO	59	-	2	26	-	-	3	-	-	-	-	-	-	-	-	-	88	2.3%
Croatian Institute of Public Health	NADO	CIPH	48	-	-	33	-	-	-	-	-	4	-	-	-	-	-	-	85	-
South African Institute for Drug-Free Sport	NADO	SAIDS	51	-	1	30	-	-	-	-	-	1	-	-	-	-	-	-	82	1.2%
Indonesia Anti-Doping Organization	NADO	IADO	72	-	-	-	-	-	-	-	-	-	-	-	-	-	-	-	72	-
Sport Ireland	NADO	SI	15	-	-	53	-	-	-	-	-	3	-	-	-	-	-	-	71	-
Anti-Doping Sweden	NADO	ADSE	20	-	1	50	-	-	-	-	-	-	-	-	-	-	-	-	70	1.4%
NADO Flanders	NADO	NADOF	42	-	1	28	-	-	-	-	-	-	-	-	-	-	-	-	70	1.4%
Bulgarian Anti-doping Center	NADO	BUL-NADO	22	-	-	38	-	3	-	-	-	9	-	-	-	-	-	-	69	4.3%
Mexican National Anti-Doping Committee	NADO	MEX-NADO	-	-	-	67	1	-	-	-	-	-	-	-	-	-	-	-	67	-
Colombian NADO	NADO	COL-NADO	31	-	1	23	-	-	11	-	-	-	-	-	-	-	-	-	65	1.5%
Anti-Doping Commission, Chinese Taipei Olympic Committee	NADO	CTADA	46	-	-	11	-	-	3	-	-	1	-	-	-	-	-	-	61	-
Finnish Center for Integrity in Sports	NADO	FINCIS	30	-	-	30	-	-	-	-	-	1	-	-	-	-	-	-	61	-
Anti-Doping Commission of Malta	NADO	MLT-NADO	36	-	-	14	-	-	-	-	-	2	-	-	-	-	-	-	52	-
Cuban National Anti-Doping Agency	NADO	CUB-NADO	-	-	-	48	-	-	-	-	-	-	-	-	-	-	-	-	48	-
Azerbaijan National Anti-Doping Agency	NADO	AMADA	15	-	1	30	-	-	3	-	-	-	-	-	-	-	-	-	48	2.1%
Anti-Doping Norway	NADO	ADNO	10	-	-	31	-	-	-	-	-	-	-	-	-	-	-	-	41	-
Czech Anti-Doping Committee	NADO	CADC	23	-	-	15	-	-	-	-	-	2	-	-	-	-	-	-	40	-
Anti-Doping Agency of Serbia	NADO	ADAS	19	-	-	20	-	-	-	-	-	1	-	-	-	-	-	-	40	-
Hong Kong Anti-Doping Committee	NADO	HKG-ADC	4	-	-	36	-	-	-	-	-	-	-	-	-	-	-	-	40	-
Anti-Doping Paraguay	NADO	PAR-NADO	26	-	1	12	-	-	-	-	-	-	-	-	-	-	-	-	38	2.6%
National Anti-Doping Agency -India	NADO	IND-NADO	30	-	-	7	-	-	-	-	-	-	-	-	-	-	-	-	37	-
Israeli NADO	NADO	ISR-NADO	24	-	1	10	-	-	-	-	-	1	-	-	-	-	-	-	35	2.9%
French Community of Belgium NADO	NADO	BEL-CFWB	6	-	1	21	-	-	1	-	-	6	-	-	-	-	-	-	34	2.9%
Monaco Anti-Doping Committee	NADO	CMA Monaco	19	-	2	12	-	-	-	-	-	2	-	-	-	-	-	-	33	6.1%
Saudi Arabian Antidoping Committee	NADO	KSA-NADO	32	-	-	1	-	-	-	-	-	-	-	-	-	-	-	-	33	-
Georgian Anti-Doping Agency	NADO	GEO-NADO	-	-	-	31	-	-	-	-	-	-	-	-	-	-	-	-	31	-
Luxembourg NADO	NADO	ALAD	3	-	-	13	-	-	-	-	-	13	-	-	-	-	-	-	29	-
Qatar Antidoping Commission	NADO	QADC	4	-	-	17	-	-	1	-	-	7	-	-	-	-	-	-	29	-
Drug Free Sport New Zealand	NADO	DFSNZ	14	-	-	13	-	-	-	-	-	-	-	-	-	-	-	-	27	-
Doping Control Agency of Thailand	NADO	DCAT	9	-	-	18	-	-	-	-	-	-	-	-	-	-	-	-	27	-
Slovak Anti-Doping Agency	NADO	SADA	10	-	-	15	-	-	-	-	-	-	-	-	-	-	-	-	25	-
Anti-Doping Agency of Kenya	NADO	ADAK	22	-	-	2	-	-	-	-	-	-	-	-	-	-	-	-	24	-
Anti-Doping Bureau of Latvia	NADO	LAT-NADO	7	-	-	16	-	-	-	-	-	1	-	-	-	-	-	-	24	-
Portugal Anti-Doping Agency	NADO	AdoP	19	-	-	3	-	-	-	-	-	-	-	-	-	-	-	-	22	-
Anti-Doping Agency of Malaysia	NADO	ADAMAS	-	-	-	21	-	-	-	-	-	-	-	-	-	-	-	-	21	-
Ethiopian Anti doping Organization	NADO	ETH-NADO	-	-	-	20	-	-	-	-	-	-	-	-	-	-	-	-	20	-
Slovenian Antidoping Organization	NADO	SLOADO	1	-	-	19	-	-	-	-	-	-	-	-	-	-	-	-	20	-
Lithuanian Anti-Doping Agency	NADO	LTU-NADO	8	-	-	9	-	-	-	-	-	3	-	-	-	-	-	-	20	-
Liechtenstein Olympic Committee	NADO	LOC	-	-	-	14	-	-	-	-	-	5	-	-	-	-	-	-	19	-
I.R Iran National Anti-Doping Organization	NADO	IRI-NADO	12	-	-	7	-	1	-	-	-	-	-	-	-	-	-	-	19	5.3%
Estonian Center for Integrity in Sports	NADO	ESTCIS	6	-	-	10	-	-	-	-	-	1	-	-	-	-	-	-	17	-
Jamaica Anti-Doping Commission	NADO	JADCO	-	-	-	10	-	-	-	-	-	6	-	-	-	-	-	-	16	-
Anti-Doping Singapore	NADO	ADS	-	-	-	14	-	-	-	-	-	2	-	-	-	-	-	-	16	-
United Arab Emirates National Anti-doping Committee	NADO	UAE-NADO	13	-	-	2	-	-	-	-	-	-	-	-	-	-	-	-	15	-
Agency for Anti-Doping Control of Bosnia and Herzegovina	NADO	BIH-NADO	5	-	1	8	-	-	2	-	-	-	-	-	-	-	-	-	15	6.7%
National Anti-Doping Agency of Uzbekistan	NADO	UZNADA	-	-	-	14	-	1	-	-	-	-	-	-	-	-	-	-	14	7.1%
Lesotho Ministry of Sport and Recreation	NADO	LES-NADO	12	-	-	-	-	-	-	-	-	-	-	-	-	-	-	-	12	-
Anti-Doping Agency of Panama	NADO	PAN-NADO	-	-	-	10	-	-	-	-	-	-	-	-	-	-	-	-	10	-
Costa Rica NADO	NADO	CRC-NADO	6	-	-	2	-	-	-	-	-	-	-	-	-	-	-	-	8	-
National Anti-Doping Organization Center of Kyrgyz Republic	NADO	NADC-KG	-																	

Table 23: ASOIF Sport - Aquatics - continued

Testing Authority (TA)	TA Category	ADAMS Code	Urine						Blood						DBS				Total Samples	% AAF
			IC Samples	ATF	AAF	OC Samples	ATF	AAF	IC Samples	ATF	AAF	OC Samples	ATF	AAF	IC Samples	AAF	OC Samples	AAF		
Brunei Darussalam Anti-Doping Committee	NADO	BDADC BRUNEI	-	-	-	3	-	-	-	-	-	-	-	-	-	-	-	-	3	-
Bolivia National Olympic Committee	NADO	BOL-NOC	-	-	-	3	-	-	-	-	-	-	-	-	-	-	-	-	3	-
Nigerian National Anti-Doping Committee	NADO	NGR-NADO	3	-	-	-	-	-	-	-	-	-	-	-	-	-	-	-	3	-
Seychelles Anti-Doping Commission	NADO	SEY-NADO	-	-	-	2	-	-	-	-	-	-	-	-	-	-	-	-	2	-
Mongolian National Anti-Doping Organization	NADO	MGL-NADO	-	-	-	2	-	-	-	-	-	-	-	-	-	-	-	-	2	-
National Anti-Doping Commission of Macedonia	NADO	MKD-NADO	-	-	-	2	-	-	-	-	-	-	-	-	-	-	-	-	2	-
Guatemala National Olympic Committee	NADO	GUA-NOC	-	-	-	2	-	-	-	-	-	-	-	-	-	-	-	-	2	-
Niger National Anti-Doping Committee	NADO	NIG-NADO	-	-	-	2	-	-	-	-	-	-	-	-	-	-	-	-	2	-
Peru National Anti-Doping Commission	NADO	CONAD PERU	2	-	-	-	-	-	-	-	-	-	-	-	-	-	-	-	2	-
Morocco Anti-Doping Agency	NADO	AMAD	-	-	-	2	-	-	-	-	-	-	-	-	-	-	-	-	2	-
Anti-Doping Organization of Pakistan	NADO	ADOPak	-	-	-	2	-	-	-	-	-	-	-	-	-	-	-	-	2	-
Madagascar Olympic Committee	NADO	MAD-NOC	-	-	-	2	-	-	-	-	-	-	-	-	-	-	-	-	2	-
Anti-Doping Commission of Montenegro	NADO	MNE-NADO	-	-	-	2	-	-	-	-	-	-	-	-	-	-	-	-	2	-
Bermuda Sport Anti-Doping Authority	NADO	BSADA	-	-	-	1	-	-	-	-	1	-	-	-	-	-	-	-	2	-
National Anti-Doping Agency of Turkmenistan	NADO	TKM-NADO	-	-	-	2	-	-	-	-	-	-	-	-	-	-	-	-	2	-
Chilean National Anti-Doping Commission	NADO	CHI-NADO	-	-	-	1	-	-	-	-	-	-	-	-	-	-	-	-	1	-
Ecuador NADO	NADO	ECU-NADO	-	-	-	1	-	-	-	-	-	-	-	-	-	-	-	-	1	-
National Antidoping Organization of Albania	NADO	ALB-NADO	-	-	-	1	-	-	-	-	-	-	-	-	-	-	-	-	1	-
Kosovo Olympic Committee	NADO	KOS-NOC	-	-	-	1	-	-	-	-	-	-	-	-	-	-	-	-	1	-
Uruguay Anti-Doping	NADO	URU-NADO	-	-	-	1	-	-	-	-	-	-	-	-	-	-	-	-	1	-
Papua New Guinea Anti-doping Organization	NADO	PNG-NADO	-	-	-	1	-	-	-	-	-	-	-	-	-	-	-	-	1	-
National Antidoping Agency of the Republic of Moldova	NADO	NADO Moldova	-	-	-	1	-	-	-	-	-	-	-	-	-	-	-	-	1	-
Algerian National Anti-Doping Organization	NADO	ALG-NADO	-	-	-	1	-	-	-	-	-	-	-	-	-	-	-	-	1	-
Armenian National Anti-Doping Organization	NADO	ARM-NADO	-	-	-	1	-	-	-	-	-	-	-	-	-	-	-	-	1	-
Guatemala NADO	NADO	GUA-OAD	-	-	-	1	-	-	-	-	-	-	-	-	-	-	-	-	1	-
Senegal Anti-Doping Organization	NADO	SEN-NADO	-	-	-	1	-	-	-	-	-	-	-	-	-	-	-	-	1	-
Honduras Anti-doping Organization	NADO	HON-NADO	-	-	-	1	-	-	-	-	-	-	-	-	-	-	-	-	1	-
Total			5302	1	71	9454	3	17	248	1	-	1139	-	-	-	-	120	-	16263	

Table 24: ASOIF Sport - Archery

Testing Authority (TA)	TA Category	ADAMS Code	Urine						Blood						DBS				Total Samples	% AAF
			IC Samples	ATF	AAF	OC Samples	ATF	AAF	IC Samples	ATF	AAF	OC Samples	ATF	AAF	IC Samples	AAF	OC Samples	AAF		
World Archery Federation	ASOIF	WA	171	5	3	78	-	-	-	-	-	-	-	-	-	-	-	-	249	1.2%
China Anti-Doping Agency	NADO	CHINA	18	-	-	137	-	-	-	-	6	-	-	-	-	-	7	-	168	-
Korea Anti-Doping Agency	NADO	KADA	35	-	1	35	-	-	-	-	-	-	-	-	-	-	-	-	70	1.4%
German National Anti-Doping Agency	NADO	NADA	26	-	1	26	-	-	-	-	-	-	-	-	-	-	-	-	52	1.9%
Italian National Anti-Doping Agency	NADO	NADO ITALIA	26	-	2	19	-	-	-	-	-	-	-	-	-	-	-	-	45	4.4%
National Anti-Doping Agency -India	NADO	IND-NADO	11	-	2	29	-	-	-	-	-	-	-	-	-	-	-	-	40	5.0%
Japan Anti-Doping Agency	NADO	JADA	16	-	-	19	-	-	-	-	-	-	-	-	-	-	-	-	35	-
Russian National Anti-Doping Organization	NADO	RUSADA	10	-	-	20	-	-	-	-	-	-	-	-	-	-	-	-	30	-
US Anti-Doping Agency	NADO	USADA	6	-	-	22	-	-	-	-	-	-	-	-	-	-	-	-	28	-
International Olympic Committee	OTHER-CS	IOC	23	-	-	4	-	-	-	-	-	-	-	-	-	-	-	-	27	-
Anti-Doping Commission, Chinese Taipei Olympic Committee	NADO	CTADA	15	-	-	8	-	-	-	-	-	-	-	-	-	-	-	-	23	-
Spain National Anti-Doping Agency	NADO	ESP-NADO	13	-	-	7	-	-	-	-	-	-	-	-	-	-	-	-	20	-
Belarus National Anti-Doping Agency	NADO	BNADA	8	-	-	11	-	-	-	-	-	-	-	-	-	-	-	-	19	-
National Anti-Doping Agency Austria GmbH	NADO	NADA Austria	18	-	-	-	-	-	-	-	-	-	-	-	-	-	-	-	18	-
Indonesia Anti-Doping Organization	NADO	IADO	16	-	-	-	-	-	-	-	-	-	-	-	-	-	-	-	16	-
Mexican National Anti-Doping Committee	NADO	MEX-NADO	-	-	-	16	-	-	-	-	-	-	-	-	-	-	-	-	16	-
Romanian National Anti-Doping Agency	NADO	ANAD-Romania	7	-	-	8	-	-	-	-	-	-	-	-	-	-	-	-	15	-
French Anti-Doping Agency	NADO	AFLD-NADO	13	-	-	2	-	-	-	-	-	-	-	-	-	-	-	-	15	-
Doping Authority Netherlands	NADO	DAN	-	-	-	13	-	-	-	-	-	-	-	-	-	-	-	-	13	-
Sport Integrity Australia	NADO	SIA	12	-	-	-	-	-	-	-	-	-	-	-	-	-	-	-	12	-
National Anti-doping Center of Ukraine	NADO	NADC Ukraine	3	-	-	9	-	-	-	-	-	-	-	-	-	-	-	-	12	-
Kazakhstan National Anti-Doping Centre	NADO	KAZ-NADO	-	-	-	12	-	-	-	-	-	-	-	-	-	-	-	-	12	-
Turkish Anti Doping Commission	NADO	TADC	4	-	-	7	-	-	-	-	-	-	-	-	-	-	-	-	11	-
Colombian NADO	NADO	COL-NADO	-	-	-	10	-	-	-	-	-	-	-	-	-	-	-	-	10	-
South African Institute for Drug-Free Sport	NADO	SAIDS	10	-	-	-	-	-	-	-	-	-	-	-	-	-	-	-	10	-
Pan American Sports Organization	OTHER-CS	PASO	9	-	-	-	-	-	-	-	-	-	-	-	-	-	-	-	9	-
Mongolian National Anti-Doping Organization	NADO	MGL-NADO	-	-	-	8	-	-	-	-	-	-	-	-	-	-	-	-	8	-
Anti-Doping Norway	NADO	ADNO	8	-	2	-	-	-	-	-	-	-	-	-	-	-	-	-	8	25.0%
Egyptian National Anti-doping Organization	NADO	EGY-NADO	-	-	-	8	-	-	-	-	-	-	-	-	-	-	-	-	8	-
UK Anti-Doping	NADO	UKAD	7	-	-	-	-	-	-	-	-	-	-	-	-	-	-	-	7	-
I.R Iran National Anti-Doping Organization	NADO	IRI-NADO	6	-	-	1	-	-	-	-	-	-	-	-	-	-	-	-	7	-
Canadian Centre for Ethics in Sport	NADO	CCES	2	-	-	4	-	-	-	-	-	-	-	-	-	-	-	-	6	-
Finnish Center for Integrity in Sports	NADO	FINCIS	4	-	-	2	-	-	-	-	-	-	-	-	-	-	-	-	6	-
Luxembourg NADO	NADO	ALAD	-	-	-	5	-	-	-	-	1	-	-	-	-	-	-	-	6	-
Drug Free Sport New Zealand	NADO	DFSNZ	5	-	-	-	-	-	-	-	-	-	-	-	-	-	-	-	5	-
Anti-Doping Agency of Malaysia	NADO	ADAMAS	-	-	-	5	-	-	-	-	-	-	-	-	-	-	-	-	5	-
Anti-Doping Denmark	NADO	ADD	-	-	-	4	-	-	-	-	-	-	-	-	-	-	-	-	4	-
HADA - Hellenic Antidoping Agency	NADO	EOKAN	-	-	-	4	-	-	-	-	-	-	-	-	-	-	-	-	4	-
Estonian Center for Integrity in Sports	NADO	ESTCIS	4	-	-	-	-	-	-	-	-	-	-	-	-	-	-	-	4	-
Polish Anti-Doping Agency	NADO	POLADA	4	-	-	-	-	-	-	-	-	-	-	-	-	-	-	-	4	-
National Anti-Doping Agency of Tunisia	NADO	ANAD	-	-	-	4	-	-	-	-	-	-	-	-	-	-	-	-	4	-
Anti-Doping Agency of Bangladesh	NADO	BAN-NADO	3	-	-	-	-	-	-	-	-	-	-	-	-	-	-	-	3	-
Croatian Institute of Public Health	NADO	CIPH	-	-	-	3	-	-	-	-	-	-	-	-	-	-	-	-	3	-
Hungarian Anti-Doping Agency	NADO	HUNADO	-	-	-	3	-	-	-	-	-	-	-	-	-	-	-	-	3	-
Hong Kong Anti-Doping Committee	NADO	HKG-ADC	-	-	-	2	-	-	-	-	-	-	-	-	-	-	-	-	2	-
National Anti-Doping Agency of Uzbekistan	NADO	UZNADA	-	-	-	2	-	-	-	-	-	-	-	-	-	-	-	-	2	-
Cuban National Anti-Doping Agency	NADO	CUB-NADO	-	-	-	2	-	-	-	-	-	-	-	-	-	-	-	-	2	-
Slovak Anti-Doping Agency	NADO	SADA	-	-	-	2	-	-	-	-	-	-	-	-	-	-	-	-	2	-
Anti-Doping Agency of Panama	NADO	PAN-NADO	-	-	-	2	-	-	-	-	-	-	-	-	-	-	-	-	2	-
National Antidoping Agency of the Republic of Moldova	NADO	NADO Moldova	-	-	-	2	-	-	-	-	-	-	-	-	-	-	-	-	2	-
Swiss Sport Integrity	NADO	SSI	-	-	-	2	-	-	-	-	-	-	-	-	-	-	-	-	2	-
Slovenian Antidoping Organization	NADO	SLOADO	-	-	-	2	-	-	-	-	-	-	-	-	-	-	-	-	2	-
Portugal Anti-Doping Agency	NADO	ADoP	1	-	-	-	-	-	-	-	-	-	-	-	-	-	-	-	1	-
Qatar Antidoping Commission	NADO	QADC	-	-	-	1	-	-	-	-	-	-	-	-	-	-	-	-	1	-
National Anti-Doping Organization Center of Kyrgyz Republic	NADO	NADC-KG	-	-	-	1	-	-	-	-	-	-	-	-	-	-	-	-	1	-
Tonga Sports Association and National Olympic Committee	NADO	TON-NOC	-	-	-	1	-	-	-	-	-	-	-	-	-	-	-	-	1	-
Total			514	5	11	562	-	-	-	-	7	-	-	-	-	-	7	-	1090	

Table 25: ASOIF Sport - Athletics

Testing Authority (TA)	TA Category	ADAMS Code	Urine						Blood						DBS		Total Samples	% AAF		
			IC Samples	ATF	AAF	OC Samples	ATF	AAF	IC Samples	ATF	AAF	OC Samples	ATF	AAF	IC Samples	AAF			OC Samples	AAF
World Athletics - Athletics Integrity Unit	ASOIF	World Athletics - AIU	2100	4	21	2305	4	5	9	-	-	292	-	2	-	-	-	4706	0.6%	
China Anti-Doping Agency	NADO	CHINADA	780	3	-	1975	-	5	36	-	-	168	-	2	2	-	118	-	3079	0.2%
German National Anti-Doping Agency	NADO	NADA	598	1	4	1648	-	1	10	-	-	449	-	-	-	-	-	2705	0.2%	
US Anti-Doping Agency	NADO	USADA	396	-	5	1235	1	15	-	-	-	99	-	-	1	-	3	-	1734	1.2%
Russian National Anti-Doping Organization	NADO	RUSADA	446	-	5	1179	1	6	10	-	-	58	-	2	-	-	-	1693	0.6%	
International Olympic Committee	OTHER-CS	IOC	577	2	1	461	-	2	98	-	1	102	-	1	-	-	2	-	1240	0.2%
French Anti-Doping Agency	NADO	AFLD-NADO	647	-	4	314	1	1	5	-	-	75	-	1	-	-	-	1041	0.5%	
Japan Anti-Doping Agency	NADO	JADA	292	-	-	361	-	-	13	-	-	151	-	-	-	-	-	817	-	
Ethiopian Anti doping Organization	NADO	ETH-NADO	126	-	1	497	-	-	-	-	-	61	-	-	-	-	-	684	0.1%	
Spain National Anti-Doping Agency	NADO	ESP-NADO	279	-	-	255	1	-	18	-	-	81	-	-	-	-	-	633	-	
Anti-Doping Agency of Kenya	NADO	ADAK	217	4	4	377	1	5	1	-	-	36	-	-	-	-	-	631	1.4%	
Italian National Anti-Doping Agency	NADO	NADO ITALIA	268	-	4	278	-	-	8	-	-	56	-	-	-	-	-	610	0.7%	
National Anti Doping Agency -India	NADO	IND-NADO	339	3	12	178	-	4	33	-	-	25	-	-	-	-	-	575	2.8%	
Belarus National Anti-Doping Agency	NADO	BNADA	182	-	-	329	-	2	9	-	-	46	-	-	-	-	-	566	0.4%	
Turkish Anti Doping Commission	NADO	TADC	214	-	1	285	-	-	1	-	-	30	-	-	-	-	-	530	0.2%	
Portugal Anti-Doping Agency	NADO	ADoP	449	-	4	7	-	-	67	-	-	-	-	-	-	-	-	523	0.8%	
National Anti-doping Center of Ukraine	NADO	NADC Ukraine	179	1	-	183	-	2	46	-	-	1	-	-	-	-	-	409	0.5%	
UK Anti-Doping	NADO	UKAD	58	-	-	284	-	-	-	-	-	62	-	-	-	-	-	404	-	
Anti-Doping Sweden	NADO	ADSE	195	-	-	168	-	-	1	-	-	14	-	-	-	-	-	378	-	
Sport Integrity Australia	NADO	SIA	85	-	-	250	2	-	-	-	-	42	-	-	-	-	-	377	-	
Jamaica Anti-Doping Commission	NADO	JADCO	69	1	-	204	2	1	28	-	-	62	-	-	-	-	-	363	0.3%	
Canadian Centre for Ethics in Sport	NADO	CCES	53	-	-	244	-	-	-	-	-	43	-	-	-	-	-	340	-	
Brasiliian Authority on Anti-Doping Control	NADO	ABCD	206	-	3	87	-	-	11	-	-	29	-	-	-	-	-	333	0.9%	
Morocco Anti-Doping Agency	NADO	AMAD	109	-	1	206	1	2	-	-	-	5	-	-	-	-	-	320	0.9%	
Finnish Center for Integrity in Sports	NADO	FINCIS	108	-	-	185	-	-	1	-	-	22	-	-	-	-	-	316	-	
Romanian National Anti-Doping Agency	NADO	ANAD-Romania	135	-	-	86	-	-	36	-	-	24	-	-	-	-	-	281	-	
Polish Anti-Doping Agency	NADO	POLADA	93	-	-	168	-	2	-	-	-	8	-	-	-	-	-	269	0.7%	
Doping Authority Netherlands	NADO	DAN	93	-	1	156	-	-	-	-	-	19	-	-	-	-	-	268	0.4%	
NADO Flanders	NADO	NADOF	195	-	-	65	-	-	-	-	-	-	-	-	-	-	-	260	-	
Swiss Sport Integrity	NADO	SSI	62	-	1	152	-	2	2	-	-	42	-	1	-	-	-	258	1.2%	
South African Institute for Drug-Free Sport	NADO	SAIDS	151	-	2	106	1	2	-	-	-	1	-	-	-	-	-	258	1.6%	
Kazakhstan National Anti-Doping Centre	NADO	KAZ-NADO	80	-	6	164	-	1	-	-	-	-	-	-	-	-	-	244	2.9%	
Colombian NADO	NADO	COL-NADO	57	-	-	109	-	-	20	-	-	53	-	1	-	-	-	239	-	
Korea Anti-Doping Agency	NADO	KADA	74	-	-	97	-	-	22	-	-	28	-	-	-	-	-	221	-	
Nigerian National Anti-Doping Committee	NADO	NGR-NADO	44	1	2	110	1	3	-	-	-	8	-	-	-	-	-	162	3.1%	
French Community of Belgium NADO	NADO	BEL-CFWB	87	-	-	53	-	-	10	-	-	12	-	-	-	-	-	162	-	
Hungarian Anti-Doping Agency	NADO	HUNADO	67	-	-	62	-	-	2	-	-	25	-	-	-	-	-	156	-	
Pan American Sports Organization	OTHER-CS	PASO	88	-	-	40	-	-	1	-	-	25	-	-	-	-	-	154	-	
Egyptian National Anti-doping Organization	NADO	EGY-NADO	84	-	2	68	1	-	-	-	-	-	-	-	-	-	-	152	1.3%	
Anti-Doping Norway	NADO	ADNO	24	-	-	99	-	-	1	-	-	20	-	-	-	-	-	144	-	
Sport Ireland	NADO	SI	37	-	-	84	-	-	-	-	-	17	-	-	-	-	-	138	-	
National Anti-Doping Agency Austria GmbH	NADO	NADA Austria	57	-	-	58	-	-	-	-	-	8	-	-	-	-	-	123	-	
HADA - Hellenic Antidoping Agency	NADO	EOKAN	55	-	1	63	-	-	-	-	-	-	-	-	-	-	-	118	0.8%	
Anti-Doping Denmark	NADO	ADD	44	-	-	57	-	-	4	-	-	9	-	-	-	-	-	114	-	
Indonesia Anti-Doping Organization	NADO	IADO	88	-	-	22	-	1	-	-	-	-	-	-	-	-	-	110	0.9%	
Argentina National Anti-Doping Agency	NADO	ARG-CNAD	69	1	1	29	-	-	-	-	-	-	-	-	-	-	-	98	1.0%	
Anti-Doping Commission, Chinese Taipei Olympic Committee	NADO	CTADA	62	-	-	14	-	-	8	-	-	5	-	-	-	-	-	89	-	
Croatian Institute of Public Health	NADO	CIPH	29	-	-	50	-	-	2	-	-	4	-	-	-	-	-	85	-	
Qatar Antidoping Commission	NADO	QADC	22	-	-	35	1	-	2	-	-	25	-	-	-	-	-	84	-	
Czech Anti-Doping Commission	NADO	CADC	58	-	-	20	-	-	1	-	-	2	-	-	-	-	-	81	-	
Chilean National Anti-Doping Commission	NADO	CH-NADO	68	-	5	11	-	-	-	-	-	-	-	-	-	-	-	79	6.3%	
Lithuanian Anti-Doping Agency	NADO	LTU-NADO	18	-	1	45	1	-	-	-	-	15	-	-	-	-	-	78	1.3%	
I.R Iran National Anti-Doping Organization	NADO	IRI-NADO	52	-	2	26	-	1	-	-	-	-	-	-	-	-	-	78	3.8%	
Slovak Anti-Doping Agency	NADO	SADA	19	-	-	43	-	-	8	-	-	7	-	-	-	-	-	77	-	
Cuban National Anti-Doping Agency	NADO	CUB-NADO	-	-	-	75	-	-	-	-	-	-	-	-	-	-	-	75	-	
Sri Lanka Anti Doping Agency	NADO	SR-NADO	68	-	-	6	-	1	-	-	-	-	-	-	-	-	-	74	1.4%	
Drug Free Sport New Zealand	NADO	DFSNZ	23	-	-	45	-	-	-	-	-	5	-	-	-	-	-	73	-	
Doping Control Agency of Thailand	NADO	DCAT	9	-	-	60	-	-	-	-	-	-	-	-	-	-	-	69	-	
Anti-Doping Bureau of Latvia	NADO	LAT-NADO	10	-	-	56	-	-	-	-	-	3	-	-	-	-	-	69	-	
Slovenian Antidoping Organization	NADO	SLOADO	31	-	-	28	-	-	-	-	-	1	-	-	-	-	-	60	-	
Azerbaijan National Anti-Doping Agency	NADO	AMADA	26	-	-	31	-	-	-	-	-	2	-	-	-	-	-	59	-	
Anti-Doping Commission of Malta	NADO	MLT-NADO	28	-	-	27	-	-	-	-	-	1	-	-	-	-	-	56	-	
Bulgarian Anti-doping Center	NADO	BUL-NADO	21	-	-	28	-	-	1	-	-	4	-	-	-	-	-	54	-	
Saudi Arabian Antidoping Committee	NADO	KSA-NADO	53	-	2	1	-	-	-	-	-	-	-	-	-	-	-	54	3.7%	
Bahrain Anti-Doping Committee	NADO	BRN-NADO	1	-	-	52	-	3	-	-	-	-	-	-	-	-	-	53	5.7%	
Agency for Anti-Doping Control of Bosnia and Herzegovina	NADO	BIH-NADO	9	-	-	27	-	-	4	-	-	2	-	-	-	-	-	42	-	
Common Community Commission (Brussels)	NADO	COCOM	6	-	-	23	1	-	1	-	-	11	-	-	-	-	-	41	-	
Estonian Center for Integrity in Sports	NADO	ESTCIS	11	-	-	26	-	-	-	-	-	2	-	-	-	-	-	39	-	
Israeli NADO	NADO	ISR-NADO	26	-	-	6	-	-	-	-	-	4	-	-	-	-	-	36	-	
Mexican National Anti-Doping Committee	NADO	MEX-NADO	6	-	-	27	-	-	2	-	-	-	-	-	-	-	-	35	-	
Algerian National Anti-Doping Organization	NADO	ALG-NADO	24	-	-	10	-	-	-	-	-	-	-	-	-	-	-	34	-	
Anti-Doping Paraguay	NADO	PAR-NADO	15	-	-	16	-	-	-	-	-	-	-	-	-	-	-	31	-	
Costa Rica NADO	NADO	CRC-NADO	28	-	-	3	-	-	-	-	-	-	-	-	-	-	-	31	-	
Botswana National Olympic Committee	NADO	BOT-OC	18	-	-	11	-	-	-	-	-	-	-	-	-	-	-	29	-	
Anti-Doping Agency of Serbia	NADO	ADAS	13	-	-	15	-	-	-	-	-	-	-	-	-	-	-	28	-	
National Anti-Doping Agency of Uzbekistan	NADO	UZNADA	-	-	-	27	-	-	-	-	-	-	-	-	-	-	-	27	-	
National Olympic Committee of Iraq	NADO	NOC-IRAQ	23	-	3	4	-	1	-	-	-	-	-	-	-	-	-	27	14.8%	
Vietnam Anti-Doping & Sports Medicine Agency	NADO	VADA	8	-	-	18	-	-	-	-	-	-	-	-	-	-	-	26	-	
Luxembourg NADO	NADO	ALAD	4	-	-	15	-	-	-	-	-	6	-	-	-	-	-	25	-	
Ecuador NADO	NADO	ECU-NADO	21	1	-	-	-	-	-	-	-	-	-	-	-	-	-	21	-	
National Antidoping Agency of the Republic of Moldova	NADO	NADO Moldova	9	-	1	12	-	-	-	-	-	-	-	-	-	-	-	21	4.8%	
National Anti-Doping Organization of Cape Verde	NADO	ONAD-CV	15	-	-	4	-	-	-	-	-	-	-	-	-	-	-	19	-	
Georgian Anti-Doping Agency	NADO	GEO-NADO	-	-	-	17	-	-	-	-	-	1	-	-	-	-	-	18	-	
National Olympic and Sports Association of Iceland	NADO	ISL-NADO	9	-	-	9	-	-	-	-	-	-	-	-	-	-	-	18	-	
Lesotho Ministry of Sport and Recreation	NADO	LES-NADO	17	-	-	-	-	-	-	-	-	-	-	-	-	-	-	17	-	
United Arab Emirates National Anti-doping Committee	NADO	UAE-NADO	13	-	1	4	-	-	-	-	-	-	-	-	-	-	-	17	5.9%	
National Anti-Doping Agency of Uganda	NADO	UGA-NADO	-	-	-	16	1	-	-	-	-	-	-	-	-	-	-	16	-	
Anti-Doping Singapore	NADO	ADS	10	-	-	4	-	-	-	-	-	-	-	-	-	-	-	14	-	
Hong Kong Anti-Doping Committee	NADO	HKG-ADC	4	-	-	9	-	-	-	-	-	-	-	-	-	-	-	13	-	
Anti-Doping Agency of Panama	NADO	PAN-NADO	-	-	-	13	-	-	-	-	-	-	-	-	-	-	-	13	-	

Table 25: ASOIF Sport - Athletics - continued

Testing Authority (TA)	TA Category	ADAMS Code	Urine						Blood						DBS				Total Samples	% AAF
			IC			OOC			IC			OOC			IC		OOC			
			Samples	ATF	AAF	Samples	ATF	AAF	Samples	ATF	AAF	Samples	ATF	AAF	Samples	AAF	Samples	AAF		
Bermuda Sport Anti-Doping Authority	NADO	BSADA	5	-	1	5	-	-	-	-	-	3	-	-	-	-	13	7.7%		
Peru National Anti-Doping Commission	NADO	CONAD PERU	4	-	-	9	-	-	-	-	-	-	-	-	-	-	13	-		
Rwanda National Olympic and Sports Committee	NADO	RWA-NADO	12	-	-	1	-	-	-	-	-	-	-	-	-	-	13	-		
National Anti-Doping Organization Center of Kyrgyz Republic	NADO	NADC-KG	-	-	-	12	-	1	-	-	-	-	-	-	-	-	12	8.3%		
National Anti-Doping Agency of Tunisia	NADO	ANAD	-	-	-	10	-	-	-	-	-	2	-	-	-	-	12	-		
Bahamas Anti-Doping Commission	NADO	BADC	1	-	-	10	-	-	-	-	-	-	-	-	-	-	11	-		
Senegal Anti-Doping Organization	NADO	SEN-NADO	8	-	-	2	-	-	-	-	-	-	-	-	-	-	10	-		
Monaco Anti-Doping Committee	NADO	CMA Monaco	-	-	-	7	-	-	-	-	-	3	-	-	-	-	10	-		
Anti-Doping Agency of Malaysia	NADO	ADAMAS	8	-	-	1	-	-	-	-	-	-	-	-	-	-	9	-		
Guatemala NADO	NADO	GUA-OAD	6	3	-	3	-	-	-	-	-	-	-	-	-	-	9	-		
National Anti-Doping Commission of Barbados	NADO	NADC	6	-	-	3	-	-	-	-	-	-	-	-	-	-	9	-		
Tanzania Olympic Committee	NADO	TOC-NOC	4	-	-	4	-	-	-	-	-	-	-	-	-	-	8	-		
Anti-Doping Agency of Bangladesh	NADO	BAN-NADO	8	-	-	-	-	-	-	-	-	-	-	-	-	-	8	-		
San Marino Standing Committee on Anti-Doping	NADO	SMR-NADO	6	-	1	2	-	-	-	-	-	-	-	-	-	-	8	12.5%		
Federacion Dominicana de Medicina del Deporte	NADO	FEDOMEDE	-	-	-	7	-	-	-	-	-	-	-	-	-	-	7	-		
Cyprus Anti-Doping Authority	NADO	CYADA	6	-	-	-	-	-	-	-	-	-	-	-	-	-	6	-		
Eritrean National Anti-Doping Organization	NADO	ERI-NADO	-	-	-	6	-	-	-	-	-	-	-	-	-	-	6	-		
Bolivia National Olympic Committee	NADO	BOL-NOC	-	-	-	6	-	-	-	-	-	-	-	-	-	-	6	-		
National Anti-Doping Commission of Macedonia	NADO	MKD-NADO	-	-	-	3	-	-	-	-	-	3	-	-	-	-	6	-		
Uruguay Anti-Doping	NADO	URU-NADO	4	-	-	1	-	-	-	-	-	-	-	-	-	-	5	-		
Ministry of Youth and Sports Anti-doping Unit	NADO	MRI-NADO	-	-	-	5	-	-	-	-	-	-	-	-	-	-	5	-		
National Antidoping Organization of Albania	NADO	ALB-NADO	-	-	-	5	-	-	-	-	-	-	-	-	-	-	5	-		
Andorra National Anti-Doping Commission	NADO	AGAD	-	-	-	4	-	-	-	-	-	1	-	-	-	-	5	-		
Trinidad and Tobago Olympic Committee	NADO	TTOC	5	-	-	-	-	-	-	-	-	-	-	-	-	-	5	-		
Nicaragua Anti-doping Organization	NADO	NIC-NADO	-	-	-	4	-	-	-	-	-	-	-	-	-	-	4	-		
Niger National Anti-Doping Committee	NADO	NIG-NADO	-	-	-	4	-	-	-	-	-	-	-	-	-	-	4	-		
Oman Anti-Doping Committee	NADO	OADC	3	-	-	-	-	-	-	-	-	-	-	-	-	-	3	-		
Tonga Sports Association and National Olympic Committee	NADO	TON-NOC	-	-	-	3	-	-	-	-	-	-	-	-	-	-	3	-		
National Olympic Committee of the Republic of Tajikistan	NADO	TJK-NADO	-	-	-	3	-	1	-	-	-	-	-	-	-	-	3	33.3%		
Lebanese Olympic Committee/Anti-Doping Commission	NADO	LIB-OC	2	-	-	1	-	-	-	-	-	-	-	-	-	-	3	-		
Mongolian National Anti-Doping Organization	NADO	MGL-NADO	-	-	-	3	-	-	-	-	-	-	-	-	-	-	3	-		
Namibia National Olympic Committee	NADO	NAM-NOC	-	-	-	3	-	-	-	-	-	-	-	-	-	-	3	-		
Madagascar Olympic Committee	NADO	MAD-NOC	-	-	-	3	-	-	-	-	-	-	-	-	-	-	3	-		
Anti-Doping Organization of Pakistan	NADO	ADOPak	-	-	-	2	-	-	-	-	-	-	-	-	-	-	2	-		
Kosovo Olympic Committee	NADO	KOS-NOC	-	-	-	2	-	-	-	-	-	-	-	-	-	-	2	-		
Tuvalu Association of Sports and National Olympic Committee	NADO	TUV-NOC	-	-	-	2	-	-	-	-	-	-	-	-	-	-	2	-		
Armenian National Anti-Doping Organization	NADO	ARM-NADO	-	-	-	2	-	-	-	-	-	-	-	-	-	-	2	-		
Jordan Anti-doping Organization	NADO	JADO	-	-	-	2	-	-	-	-	-	-	-	-	-	-	2	-		
Anti-Doping Commission of Montenegro	NADO	MNE-NADO	-	-	-	2	-	-	-	-	-	-	-	-	-	-	2	-		
National Anti-Doping Agency of Turkmenistan	NADO	TKM-NADO	-	-	-	2	-	-	-	-	-	-	-	-	-	-	2	-		
DFSF Drug Free Sports Fiji	NADO	FIJ-NADO	-	-	-	2	-	-	-	-	-	-	-	-	-	-	2	-		
Papua New Guinea Anti-doping Organization	NADO	PNG-NADO	-	-	-	1	-	-	-	-	-	-	-	-	-	-	1	-		
International Committee of Sports for the Deaf	OTHER-CS	ICSD / CISS	1	-	-	-	-	-	-	-	-	-	-	-	-	-	1	-		
Drug Free Sport Vanuatu	NADO	VAN-NOC	-	-	-	1	-	-	-	-	-	-	-	-	-	-	1	-		
Burkina Faso Anti-Doping Organization	NADO	BUR-NADO	-	-	-	1	-	-	-	-	-	-	-	-	-	-	1	-		
National Anti-Doping Committee of Ivory Coast	NADO	CNALD	-	-	-	1	-	-	-	-	-	-	-	-	-	-	1	-		
South Sudan National Olympic Committee	NADO	SSUD-NOC	1	-	-	-	-	-	-	-	-	-	-	-	-	-	1	-		
Philippine Sports Commission	NADO	PHI-NADO	-	-	-	1	-	-	-	-	-	-	-	-	-	-	1	-		
Cook Islands Medical & Anti-Doping Organisation	NADO	COOK-NADO	-	-	-	1	-	-	-	-	-	-	-	-	-	-	1	-		
Brunei Darussalam Anti-Doping Committee	NADO	BDADC BRUNEI	-	-	-	1	-	-	-	-	-	-	-	-	-	-	1	-		
Libyan Anti Doping Committee	NADO	LBA-NOC	-	-	-	1	-	-	-	-	-	-	-	-	-	-	1	-		
National Olympic Committee of Solomon Islands	NADO	NOC-SOL	-	-	-	1	-	-	-	-	-	-	-	-	-	-	1	-		
			11633	25	103	16467	21	70	532	-	1	2420	-	10	3	-	123	-	31178	

Table 26: ASOIF Sport - Badminton

Testing Authority (TA)	TA Category	ADAMS Code	Urine						Blood						DBS				Total Samples	% AAF
			IC			OOC			IC			OOC			IC		OOC			
			Samples	ATF	AAF	Samples	ATF	AAF	Samples	ATF	AAF	Samples	ATF	AAF	Samples	AAF	Samples	AAF		
Badminton World Federation	ASOIF	BWF	232	-	1	188	-	1	-	-	-	85	-	-	-	-	-	-	505	0.4%
China Anti-Doping Agency	NADO	CHINADA	46	-	-	216	-	-	-	-	-	28	-	-	-	-	14	-	304	-
Japan Anti-Doping Agency	NADO	JADA	14	-	-	53	-	-	-	-	-	2	-	-	-	-	-	-	69	-
German National Anti-Doping Agency	NADO	NADA	27	-	-	32	-	-	2	-	-	4	-	-	-	-	-	-	65	-
International Olympic Committee	OTHER-CS	IOC	35	-	-	21	-	-	4	-	-	2	-	-	-	-	-	-	62	-
French Anti-Doping Agency	NADO	AFLD-NADO	21	-	-	33	-	-	-	-	-	3	-	-	-	-	-	-	57	-
Korea Anti-Doping Agency	NADO	KADA	14	-	-	26	-	-	3	-	-	4	-	-	-	-	-	-	47	-
Hong Kong Anti-Doping Committee	NADO	HKG-ADC	-	-	-	40	-	-	-	-	-	-	-	-	-	-	-	-	40	-
Anti-Doping Denmark	NADO	ADD	4	-	-	29	-	-	-	-	-	1	-	-	-	-	-	-	34	-
Indonesia Anti-Doping Organization	NADO	IADO	12	-	-	22	-	-	-	-	-	-	-	-	-	-	-	-	34	-
Anti-Doping Commission, Chinese Taipei Olympic Committee	NADO	CTADA	11	-	-	12	-	-	2	-	-	-	-	-	-	-	-	-	25	-
Bulgarian Anti-Doping Center	NADO	BUL-NADO	6	-	-	13	-	-	-	-	-	2	-	-	-	-	-	-	21	-
Anti-Doping Agency of Malaysia	NADO	ADAMAS	-	-	-	20	-	-	-	-	-	-	-	-	-	-	-	-	20	-
National Anti-Doping Agency Austria GmbH	NADO	NADA Austria	6	-	-	11	-	-	-	-	-	2	-	-	-	-	-	-	19	-
Russian National Anti-Doping Organization	NADO	RUSADA	12	-	-	7	-	-	-	-	-	-	-	-	-	-	-	-	19	-
Doping Control Agency of Thailand	NADO	DCAT	-	-	-	19	-	-	-	-	-	-	-	-	-	-	-	-	19	-
Jamaica Anti-Doping Commission	NADO	JADCO	-	-	-	11	-	-	-	-	-	6	-	-	-	-	-	-	17	-
Drug Free Sport New Zealand	NADO	DFSNZ	13	-	-	2	-	-	-	-	-	-	-	-	-	-	-	-	15	-
Finnish Center for Integrity in Sports	NADO	FINCIS	3	-	-	11	-	-	-	-	-	-	-	-	-	-	-	-	14	-
Anti-Doping Sweden	NADO	ADSE	12	-	-	1	-	-	-	-	-	-	-	-	-	-	-	-	13	-
Azerbaijan National Anti-Doping Agency	NADO	AMADA	-	-	-	13	-	-	-	-	-	-	-	-	-	-	-	-	13	-
Kazakhstan National Anti-Doping Centre	NADO	KAZ-NADO	6	-	-	6	-	-	-	-	-	-	-	-	-	-	-	-	12	-
US Anti-Doping Agency	NADO	USADA	-	-	-	12	-	-	-	-	-	-	-	-	-	-	-	-	12	-
Belarus National Anti-Doping Agency	NADO	BNADA	-	-	-	12	-	-	-	-	-	-	-	-	-	-	-	-	12	-
Doping Authority Netherlands	NADO	DAN	-	-	-	11	-	-	-	-	-	-	-	-	-	-	-	-	11	-
Sport Ireland	NADO	SI	10	-	-	1	-	-	-	-	-	-	-	-	-	-	-	-	11	-
Nigerian National Anti-Doping Committee	NADO	NGR-NADO	-	-	-	11	-	-	-	-	-	-	-	-	-	-	-	-	11	-
Canadian Centre for Ethics in Sport	NADO	CCES	-	-	-	10	-	-	-	-	-	-	-	-	-	-	-	-	10	-
Italian National Anti-Doping Agency	NADO	NADO ITALIA	8	-	-	-	-	-	2	-	-	-	-	-	-	-	-	-	10	-
National Anti Doping Agency -India	NADO	IND-NADO	-	-	-	10	-	-	-	-	-	-	-	-	-	-	-	-	10	-
Spain National Anti-Doping Agency	NADO	ESP-NADO	7	-	-	2	-	-	-	-	-	-	-	-	-	-	-	-	9	-
Sport Integrity Australia	NADO	SIA	-	-	-	9	-	-	-	-	-	-	-	-	-	-	-	-	9	-
Hungarian Anti-Doping Agency	NADO	HUNADO	-	-	-	6	-	-	-	-	-	1	-	-	-	-	-	-	7	-
French Community of Belgium NADO	NADO	BEL-CFWB	6	-	-	-	-	-	1	-	-	-	-	-	-	-	-	-	7	-
Anti-Doping Commission of Malta	NADO	MLT-NADO	2	-	-	4	-	-	-	-	-	-	-	-	-	-	-	-	6	-
Mexican National Anti-Doping Committee	NADO	MEX-NADO	-	-	-	6	-	-	-	-	-	-	-	-	-	-	-	-	6	-
Estonian Center for Integrity in Sports	NADO	ESTCIS	2	-	-	4	-	-	-	-	-	-	-	-	-	-	-	-	6	-
Egyptian National Anti-doping Organization	NADO	EGY-NADO	-	-	-	6	-	-	-	-	-	-	-	-	-	-	-	-	6	-
National Anti-doping Center of Ukraine	NADO	NADC Ukraine	4	-	-	2	-	-	-	-	-	-	-	-	-	-	-	-	6	-
Turkish Anti Doping Commission	NADO	TADC	2	-	-	3	-	-	-	-	-	-	-	-	-	-	-	-	5	-
Guatemala NADO	NADO	GUA-OAD	1	-	-	3	1	-	-	-	-	-	-	-	-	-	-	-	4	-
Pan American Sports Organization	OTHER-CS	PASO	4	-	-	-	-	-	-	-	-	-	-	-	-	-	-	-	4	-
Polish Anti-Doping Agency	NADO	POLADA	4	-	-	-	-	-	-	-	-	-	-	-	-	-	-	-	4	-
Cuban National Anti-Doping Agency	NADO	CUB-NADO	-	-	-	4	-	-	-	-	-	-	-	-	-	-	-	-	4	-
Anti-Doping Agency of Serbia	NADO	ADAS	4	-	-	-	-	-	-	-	-	-	-	-	-	-	-	-	4	-
Israeli NADO	NADO	ISR-NADO	2	-	-	2	-	-	-	-	-	-	-	-	-	-	-	-	4	-
National Antidoping Agency of the Republic of Moldova	NADO	NADO Moldova	-	-	-	3	-	-	-	-	-	-	-	-	-	-	-	-	3	-
Lithuanian Anti-Doping Agency	NADO	LTU-NADO	-	-	-	2	-	-	-	-	-	1	-	-	-	-	-	-	3	-
Braslian Authority on Anti-Doping Control	NADO	ABCD	-	-	-	3	-	-	-	-	-	-	-	-	-	-	-	-	3	-
Anti-Doping Agency of Panama	NADO	PAN-NADO	-	-	-	2	-	-	-	-	-	-	-	-	-	-	-	-	2	-
Anti-Doping Singapore	NADO	ADS	-	-	-	2	-	-	-	-	-	-	-	-	-	-	-	-	2	-
Peru National Anti-Doping Commission	NADO	CONAD PERU	-	-	-	2	-	-	-	-	-	-	-	-	-	-	-	-	2	-
National Anti-Doping Agency of Uzbekistan	NADO	UZNADA	-	-	-	2	-	-	-	-	-	-	-	-	-	-	-	-	2	-
Anti-Doping Bureau of Latvia	NADO	LAT-NADO	2	-	-	-	-	-	-	-	-	-	-	-	-	-	-	-	2	-
NADO Flanders	NADO	NADOF	-	-	-	2	-	-	-	-	-	-	-	-	-	-	-	-	2	-
Vietnam Anti-Doping & Sports Medicine Agency	NADO	VADA	-	-	-	1	-	-	-	-	-	-	-	-	-	-	-	-	1	-
Maldives National Anti-Doping Agency	NADO	MANADA	-	-	-	1	-	-	-	-	-	-	-	-	-	-	-	-	1	-
Tuvalu Association of Sports and National Olympic Committee	NADO	TUV-NOC	-	-	-	1	-	-	-	-	-	-	-	-	-	-	-	-	1	-
Sri Lanka Anti Doping Agency	NADO	SRI-NADO	-	-	-	1	-	-	-	-	-	-	-	-	-	-	-	-	1	-
Aruba National Anti-Doping Organization	NADO	ARU-NADO	-	-	-	1	-	-	-	-	-	-	-	-	-	-	-	-	1	-
Swiss Sport Integrity	NADO	SSI	-	-	-	1	-	-	-	-	-	-	-	-	-	-	-	-	1	-
I.R Iran National Anti-Doping Organization	NADO	IRI-NADO	-	-	-	1	-	-	-	-	-	-	-	-	-	-	-	-	1	-
Anti-Doping Organization of Pakistan	NADO	ADOPak	-	-	-	1	-	-	-	-	-	-	-	-	-	-	-	-	1	-
			532	-	1	930	1	1	14	-	-	141	-	-	-	-	14	-	1631	

Table 27: ASOIF Sport - Basketball

Testing Authority (TA)	TA Category	ADAMS Code	Urine						Blood						DBS				Total Samples	% AAF	
			IC			OOC			IC			OOC			IC		OOC				
			Samples	ATF	AAF	Samples	ATF	AAF	Samples	ATF	AAF	Samples	ATF	AAF	Samples	AAF	Samples	AAF	AAF	AAF	
International Basketball Federation	ASOIF	FIBA	621	-	1	211	-	-	-	-	-	4	-	-	-	-	-	-	-	836	0.1%
China Anti-Doping Agency	NADO	CHINADA	115	1	-	442	2	-	-	-	-	32	-	-	-	-	21	-	-	610	-
French Anti-Doping Agency	NADO	AFLD-NADO	147	-	1	334	-	1	-	-	-	29	-	-	-	-	-	-	-	510	0.4%
Japan Anti-Doping Agency	NADO	JADA	126	-	1	127	-	-	-	-	-	-	-	-	-	-	-	-	-	253	0.4%
Italian National Anti-Doping Agency	NADO	NADO ITALIA	115	-	5	94	1	1	-	-	-	22	-	-	-	-	-	-	-	231	2.6%
Anti-Doping Sweden	NADO	ADSE	100	-	1	77	-	-	-	-	-	-	-	-	-	-	-	-	-	177	0.6%
Romanian National Anti-Doping Agency	NADO	ANAD-Romania	65	-	1	75	-	-	10	-	-	19	-	-	-	-	-	-	-	169	0.6%
HADA - Hellenic Antidoping Agency	NADO	EOKAN	139	-	1	25	-	-	-	-	-	-	-	-	-	-	-	-	-	164	0.6%
French Community of Belgium NADO	NADO	BEL-CFWB	50	-	-	85	-	-	9	-	-	14	-	-	-	-	-	-	-	158	-
Spain National Anti-Doping Agency	NADO	ESP-NADO	60	-	2	79	-	-	-	-	-	-	-	-	-	-	-	-	-	139	1.4%
International Olympic Committee	OTHER-CS	IOC	75	-	-	44	-	-	10	-	-	9	-	-	-	-	-	-	-	138	-
German National Anti-Doping Agency	NADO	NADA	61	-	-	71	-	-	-	-	-	-	-	-	-	-	-	-	-	132	-
Sport Integrity Australia	NADO	SIA	47	-	-	73	-	-	-	-	-	11	-	-	-	-	-	-	-	131	-
NADO Flanders	NADO	NADOF	20	-	-	108	-	-	-	-	-	-	-	-	-	-	-	-	-	128	-
Saudi Arabian Antidoping Committee	NADO	KSA-NADO	76	-	-	-	-	-	-	-	-	-	-	-	-	-	-	-	-	76	-
National Anti-Doping Agency Austria GmbH	NADO	NADA Austria	17	-	-	39	-	-	8	-	-	-	-	-	-	-	-	-	-	76	-
Chilean National Anti-Doping Commission	NADO	CHI-NADO	40	-	-	29	-	-	-	-	-	-	-	-	-	-	-	-	-	69	-
US Anti-Doping Agency	NADO	USADA	-	-	-	67	1	1	-	-	-	-	-	-	-	-	-	-	-	67	1.5%
Russian National Anti-Doping Organization	NADO	RUSADA	6	-	-	61	-	-	-	-	-	-	-	-	-	-	-	-	-	67	-
Anti-Doping Norway	NADO	ADNO	49	-	2	14	-	-	-	-	-	-	-	-	-	-	-	-	-	63	3.2%
Korea Anti-Doping Agency	NADO	KADA	21	-	-	32	-	-	4	-	-	6	-	-	-	-	-	-	-	63	-
Slovenian Antidoping Organization	NADO	SLOADO	24	-	1	28	-	-	-	-	-	-	-	-	-	-	-	-	-	52	1.9%
Croatian Institute of Public Health	NADO	CIPH	28	-	-	19	-	-	-	-	-	3	-	-	-	-	-	-	-	50	-
Bulgarian Anti-doping Center	NADO	BUL-NADO	26	-	-	18	-	-	4	-	-	-	-	-	-	-	-	-	-	48	-
Common Community Commission (Brussels)	NADO	COCOM	7	-	-	35	-	-	1	-	-	5	-	-	-	-	-	-	-	48	-
Anti-Doping Denmark	NADO	ADD	30	-	-	12	-	-	-	-	-	6	-	-	-	-	-	-	-	48	-
Anti-Doping Bureau of Latvia	NADO	LAT-NADO	20	-	-	27	-	-	-	-	-	-	-	-	-	-	-	-	-	47	-
Finnish Center for Integrity in Sports	NADO	FINCIS	44	-	-	-	-	-	-	-	-	-	-	-	-	-	-	-	-	44	-
Polish Anti-Doping Agency	NADO	POLADA	41	-	-	1	-	-	-	-	-	-	-	-	-	-	-	-	-	42	-
Anti-Doping Agency of Serbia	NADO	ADAS	10	-	-	26	-	-	-	-	-	-	-	-	-	-	-	-	-	36	-
Doping Authority Netherlands	NADO	DAN	-	-	-	32	-	-	-	-	-	-	-	-	-	-	-	-	-	32	-
Belarus National Anti-Doping Agency	NADO	BNADA	2	-	-	27	-	-	-	-	-	2	-	-	-	-	-	-	-	31	-
I.R Iran National Anti-Doping Organization	NADO	IRI-NADO	26	-	-	5	-	-	-	-	-	-	-	-	-	-	-	-	-	31	-
Czech Anti-Doping Committee	NADO	CADC	30	-	-	-	-	-	-	-	-	-	-	-	-	-	-	-	-	30	-
Israeli NADO	NADO	ISR-NADO	26	-	1	-	-	-	4	-	-	-	-	-	-	-	-	-	-	30	3.3%
Swiss Sport Integrity	NADO	SSI	29	-	-	-	-	-	-	-	-	-	-	-	-	-	-	-	-	29	-
United Arab Emirates National Anti-doping Committee	NADO	UAE-NADO	27	-	1	1	-	-	-	-	-	-	-	-	-	-	-	-	-	28	3.6%
Canadian Centre for Ethics in Sport	NADO	CCES	3	-	-	24	-	-	-	-	-	-	-	-	-	-	-	-	-	27	-
Drug Free Sport New Zealand	NADO	DFSNZ	24	-	-	2	-	-	-	-	-	-	-	-	-	-	-	-	-	26	-
South African Institute for Drug-Free Sport	NADO	SAIDS	24	-	1	-	-	-	-	-	-	-	-	-	-	-	-	-	-	24	4.2%
Anti-Doping Agency of Kenya	NADO	ADAK	-	-	-	22	-	-	-	-	-	2	-	-	-	-	-	-	-	24	-
National Anti-doping Center of Ukraine	NADO	NADC Ukraine	8	-	-	15	-	-	-	-	-	-	-	-	-	-	-	-	-	23	-
Agency for Anti-Doping Control of Bosnia and Herzegovina	NADO	BIH-NADO	9	-	-	11	-	-	2	-	-	-	-	-	-	-	-	-	-	22	-
Turkish Anti Doping Commission	NADO	TADC	20	-	-	-	-	-	-	-	-	-	-	-	-	-	-	-	-	20	-
Hungarian Anti-Doping Agency	NADO	HUNADO	-	-	-	18	-	-	-	-	-	2	-	-	-	-	-	-	-	20	-
Argentina National Anti-Doping Agency	NADO	ARG-CNAD	4	-	-	14	-	-	-	-	-	-	-	-	-	-	-	-	-	18	-
National Anti-Doping Agency of Tunisia	NADO	ANAD	16	-	-	-	-	-	-	-	-	-	-	-	-	-	-	-	-	16	-
Braslian Authority on Anti-Doping Control	NADO	ABCD	9	-	-	5	1	-	-	-	-	-	-	-	-	-	-	-	-	14	-
Uruguay Anti-Doping	NADO	URU-NADO	12	-	-	3	-	-	-	-	-	-	-	-	-	-	-	-	-	15	-
Estonian Center for Integrity in Sports	NADO	ESTCIS	6	-	-	8	-	1	-	-	-	-	-	-	-	-	-	-	-	14	7.1%
Qatar Antidoping Commission	NADO	QADC	5	-	-	7	-	-	-	-	-	2	-	-	-	-	-	-	-	14	-
Morocco Anti-Doping Agency	NADO	AMAD	8	-	-	5	-	-	-	-	-	-	-	-	-	-	-	-	-	13	-
Azerbaijan National Anti-Doping Agency	NADO	AMADA	-	-	-	11	-	-	-	-	-	2	-	-	-	-	-	-	-	13	-
Mongolian National Anti-Doping Organization	NADO	MGL-NADO	-	-	-	12	-	-	-	-	-	-	-	-	-	-	-	-	-	12	-
Luxembourg NADO	NADO	ALAD	4	-	-	8	-	-	-	-	-	-	-	-	-	-	-	-	-	12	-
Mexican National Anti-Doping Committee	NADO	MEX-NADO	-	-	-	11	-	-	-	-	-	-	-	-	-	-	-	-	-	11	-
Monaco Anti-Doping Committee	NADO	CMA Monaco	-	-	-	9	-	-	-	-	-	2	-	-	-	-	-	-	-	11	-
National Anti Doping Agency -India	NADO	IND-NADO	-	-	-	11	-	-	-	-	-	-	-	-	-	-	-	-	-	11	-
Portugal Anti-Doping Agency	NADO	ADoP	11	-	-	-	-	-	-	-	-	-	-	-	-	-	-	-	-	11	-
Slovak Anti-Doping Agency	NADO	SADA	8	-	-	-	-	-	2	-	-	-	-	-	-	-	-	-	-	10	-
Colombian NADO	NADO	COL-NADO	4	-	-	2	-	-	2	-	-	1	-	-	-	-	-	-	-	9	-
Cyprus Anti-Doping Authority	NADO	CYADA	9	-	-	-	-	-	-	-	-	-	-	-	-	-	-	-	-	9	-
Pan American Sports Organization	OTHER-CS	PASO	6	-	-	2	-	-	-	-	-	1	-	-	-	-	-	-	-	9	-
National Olympic and Sports Association of Iceland	NADO	ISL-NADO	-	-	-	9	-	-	-	-	-	-	-	-	-	-	-	-	-	9	-
National Anti-Doping Commission of Macedonia	NADO	MKD-NADO	8	-	-	-	-	-	-	-	-	-	-	-	-	-	-	-	-	8	-
Indonesia Anti-Doping Organization	NADO	IADO	8	-	-	-	-	-	-	-	-	-	-	-	-	-	-	-	-	8	-
Lesotho Ministry of Sport and Recreation	NADO	LES-NADO	8	-	-	-	-	-	-	-	-	-	-	-	-	-	-	-	-	8	-
Anti-Doping Commission of Malta	NADO	MLT-NADO	6	-	-	-	-	-	-	-	-	-	-	-	-	-	-	-	-	6	-
Lithuanian Anti-Doping Agency	NADO	LTU-NADO	4	-	-	2	-	-	-	-	-	-	-	-	-	-	-	-	-	6	-
Egyptian National Anti-doping Organization	NADO	EGY-NADO	-	-	-	5	-	-	-	-	-	-	-	-	-	-	-	-	-	5	-
UK Anti-Doping	NADO	UKAD	5	-	-	-	-	-	-	-	-	-	-	-	-	-	-	-	-	5	-
National Antidoping Organization of Albania	NADO	ALB-NADO	4	-	-	-	-	-	-	-	-	-	-	-	-	-	-	-	-	4	-
Nigerian National Anti-Doping Committee	NADO	NGR-NADO	4	-	-	-	-	-	-	-	-	-	-	-	-	-	-	-	-	4	-
Anti-Doping Paraguay	NADO	PAR-NADO	4	-	-	-	-	-	-	-	-	-	-	-	-	-	-	-	-	4	-
National Anti-Doping Agency of Uzbekistan	NADO	UZNADA	-	-	-	2	-	1	-	-	-	-	-	-	-	-	-	-	-	2	50.0%
National Commission for the Fight against Doping - Mali	NADO	MLI-NADO	-	-	-	2	-	-	-	-	-	-	-	-	-	-	-	-	-	2	-
Costa Rica NADO	NADO	CRC-NADO	2	-	-	-	-	-	-	-	-	-	-	-	-	-	-	-	-	2	-
Andorra National Anti-Doping Commission	NADO	AGAD	-	-	-	2	-	-	-	-	-	-	-	-	-	-	-	-	-	2	-
Senegal Anti-Doping Organization	NADO	SEN-NADO	-	-	-	1	-	-	-	-	-	-	-	-	-	-	-	-	-	1	-
National Anti-Doping Committee of Togo	NADO	TOG-NOC	-	-	-	1	-	-	-	-	-	-	-	-	-	-	-	-	-	1	-
Palestine Anti-doping Committee	NADO	PAL-NADO	-	-	-	1	-	-	-	-	-	-	-	-	-	-	-	-	-	1	-
Jordan Anti-doping Organization	NADO	JADO	-	-	-	1	-	-	-	-	-	-	-	-	-	-	-	-	-	1	-
National Anti-Doping Agency of Turkmenistan	NADO	TKM-NADO	-	-	-	1	-	-	-	-	-	-	-	-	-	-	-	-	-	1	-
			2563	1	19	2545	5	5	56	-	-	186	-	-	-	-	21	-	-	5371	

Table 28: ASOIF Sport - Boxing

Testing Authority (TA)	TA Category	ADAMS Code	Urine						Blood						DBS				Total Samples	% AAF
			IC		AAF		OOC		IC		AAF		OOC		IC		AAF			
			Samples	ATF	AAF	Samples	ATF	AAF	Samples	ATF	AAF	Samples	ATF	AAF	Samples	AAF	Samples	AAF	AAF	AAF
China Anti-Doping Agency	NADO	CHINADA	132	-	-	352	-	-	4	-	-	22	-	-	-	-	16	-	526	-
International Boxing Association	ASOIF	IBA	114	-	2	292	-	-	-	-	-	28	-	-	-	-	-	-	434	0.5%
International Olympic Committee	OTHER-CS	IOC	203	-	-	119	3	-	17	-	-	23	-	-	-	-	-	-	362	-
Russian National Anti-Doping Organization	NADO	RUSADA	80	-	1	208	-	-	-	-	-	8	-	-	-	-	-	-	296	0.3%
Kazakhstan National Anti-Doping Centre	NADO	KAZ-NADO	1	-	-	144	-	-	-	-	-	-	-	-	-	-	-	-	145	-
Italian National Anti-Doping Agency	NADO	NADO ITALIA	61	-	-	70	-	-	-	-	-	14	-	-	-	-	-	-	145	-
French Anti-Doping Agency	NADO	AFLD-NADO	44	-	2	70	-	-	-	-	-	-	-	-	-	-	-	-	114	1.8%
National Anti-Doping Agency -India	NADO	IND-NADO	18	-	-	76	-	-	2	-	-	5	-	-	-	-	-	-	101	-
Romanian National Anti-Doping Agency	NADO	ANAD-Romania	36	-	4	32	-	-	5	-	-	23	-	-	-	-	-	-	96	4.2%
Belarus National Anti-Doping Agency	NADO	BNADA	3	-	-	77	-	1	1	-	-	8	1	-	-	-	-	-	89	1.1%
Azerbaijan National Anti-Doping Agency	NADO	AMADA	-	-	-	75	-	-	-	-	-	11	-	-	-	-	-	-	86	-
Brasilian Authority on Anti-Doping Control	NADO	ABCD	-	-	-	46	-	1	-	-	-	21	-	-	-	-	-	-	67	1.5%
National Anti-doping Center of Ukraine	NADO	NADC Ukraine	35	-	3	31	-	1	-	-	-	-	-	-	-	-	-	-	66	6.1%
German National Anti-Doping Agency	NADO	NADA	17	-	-	40	-	-	-	-	-	9	-	-	-	-	-	-	66	-
UK Anti-Doping	NADO	UKAD	6	-	-	48	-	-	-	-	-	10	-	-	-	-	-	-	64	-
Polish Anti-Doping Agency	NADO	POLADA	11	-	1	47	-	2	-	-	-	-	-	-	-	-	-	-	58	5.2%
Cuban National Anti-Doping Agency	NADO	CUB-NADO	-	-	-	50	-	-	-	-	-	8	-	-	-	-	-	-	58	-
Bulgarian Anti-doping Center	NADO	BUL-NADO	13	-	2	39	-	-	-	-	-	5	-	-	-	-	-	-	57	3.5%
Anti-Doping Sweden	NADO	ADSE	17	1	1	39	-	1	-	-	-	-	-	-	-	-	-	-	56	3.6%
Sport Ireland	NADO	SI	4	-	-	46	-	-	-	-	-	5	-	-	-	-	-	-	55	-
US Anti-Doping Agency	NADO	USADA	1	-	-	51	-	1	-	-	-	-	-	-	-	-	-	-	52	1.9%
Anti-Doping Denmark	NADO	ADD	7	-	1	13	-	-	-	-	-	4	-	-	24	-	-	-	48	2.1%
Korea Anti-Doping Agency	NADO	KADA	16	-	-	22	-	-	3	-	-	4	-	-	-	-	-	-	45	-
French Community of Belgium NADO	NADO	BEL-CFWB	18	-	-	16	-	-	3	-	-	7	-	-	-	-	-	-	44	-
Japan Anti-Doping Agency	NADO	JADA	8	-	-	32	-	1	-	-	-	2	-	-	-	-	-	-	42	2.4%
Mexican National Anti-Doping Committee	NADO	MEX-NADO	-	-	-	39	-	-	-	-	-	-	-	-	-	-	-	-	39	-
Pan American Sports Organization	OTHER-CS	PASO	26	-	-	6	-	-	1	-	-	5	-	-	-	-	-	-	38	-
Sport Integrity Australia	NADO	SIA	-	-	-	31	-	-	-	-	-	6	-	-	-	-	-	-	37	-
NADO Flanders	NADO	NADOF	29	-	4	8	-	-	-	-	-	-	-	-	-	-	-	-	37	10.8%
Doping Authority Netherlands	NADO	DAN	12	-	2	23	-	-	-	-	-	-	-	-	-	-	-	-	35	5.7%
Spain National Anti-Doping Agency	NADO	ESP-NADO	18	-	-	10	-	-	-	-	-	7	-	-	-	-	-	-	35	-
Indonesia Anti-Doping Organization	NADO	IADO	32	-	-	2	-	-	-	-	-	-	-	-	-	-	-	-	34	-
Doping Control Agency of Thailand	NADO	DCAT	-	-	-	33	-	-	-	-	-	-	-	-	-	-	-	-	33	-
Armenian National Anti-Doping Organization	NADO	ARM-NADO	4	-	-	22	-	-	-	-	-	5	-	-	-	-	-	-	31	-
Anti-Doping Commission, Chinese Taipei Olympic Committee	NADO	CTADA	18	-	-	9	-	-	2	-	-	2	-	-	-	-	-	-	31	-
Colombian NADO	NADO	COL-NADO	-	-	-	23	-	-	-	-	-	7	-	-	-	-	-	-	30	-
Turkish Anti Doping Commission	NADO	TADC	13	-	1	16	-	-	-	-	-	-	-	-	-	-	-	-	29	3.4%
Canadian Centre for Ethics in Sport	NADO	CCES	1	-	-	25	-	-	-	-	-	2	-	-	-	-	-	-	28	-
Mongolian National Anti-Doping Organization	NADO	MGL-NADO	-	-	-	27	-	-	-	-	-	-	-	-	-	-	-	-	27	-
Argentina National Anti-Doping Agency	NADO	ARG-CNAD	6	-	-	20	-	-	-	-	-	1	-	-	-	-	-	-	27	-
Finnish Center for Integrity in Sports	NADO	FINCIS	12	-	-	15	-	-	-	-	-	-	-	-	-	-	-	-	27	-
Swiss Sport Integrity	NADO	SSI	5	-	-	13	-	-	-	-	-	4	-	-	-	-	-	-	22	-
Anti-Doping Norway	NADO	ADNO	-	-	-	19	-	-	-	-	-	2	-	-	-	-	-	-	21	-
Morocco Anti-Doping Agency	NADO	AMAD	-	-	-	18	-	-	-	-	-	2	-	-	-	-	-	-	20	-
Federacion Dominicana de Medicina del Deporte	NADO	FEDOMEDE	-	-	-	20	1	-	-	-	-	-	-	-	-	-	-	-	20	-
Hungarian Anti-Doping Agency	NADO	HUNADO	-	-	-	12	-	-	-	-	-	6	-	-	-	-	-	-	18	-
Agency for Anti-Doping Control of Bosnia and Herzegovina	NADO	BIH-NADO	8	-	1	7	-	-	2	-	-	-	-	-	-	-	-	-	17	5.9%
National Anti-Doping Agency Austria GmbH	NADO	NADA Austria	4	-	-	12	-	-	-	-	-	-	-	-	-	-	-	-	16	-
National Anti-Doping Agency of Uzbekistan	NADO	UZNADA	-	-	-	16	-	-	-	-	-	-	-	-	-	-	-	-	16	-
HADA - Hellenic Antidoping Agency	NADO	EOKAN	9	-	1	7	-	-	-	-	-	-	-	-	-	-	-	-	16	6.3%
Monaco Anti-Doping Committee	NADO	CMA Monaco	4	-	-	8	-	-	-	-	-	3	-	-	-	-	-	-	15	-
Nigerian National Anti-Doping Committee	NADO	NGR-NADO	6	-	-	8	-	-	-	-	-	-	-	-	-	-	-	-	14	-
Anti-Doping Agency of Kenya	NADO	ADAK	-	-	-	13	-	-	-	-	-	1	-	-	-	-	-	-	14	-
Drug Free Sport New Zealand	NADO	DFSNZ	6	-	-	7	-	-	-	-	-	-	-	-	-	-	-	-	13	-
Common Community Commission (Brussels)	NADO	COCOM	12	-	-	-	-	-	1	-	-	-	-	-	-	-	-	-	13	-
Anti-Doping Agency of Serbia	NADO	ADAS	4	-	1	8	-	-	-	-	-	-	-	-	-	-	-	-	12	8.3%
I.R Iran National Anti-Doping Organization	NADO	IRI-NADO	-	-	-	12	-	-	-	-	-	-	-	-	-	-	-	-	12	-
Croatian Institute of Public Health	NADO	CIPH	-	-	-	9	-	-	-	-	-	2	-	-	-	-	-	-	11	-
Georgian Anti-Doping Agency	NADO	GEO-NADO	-	-	-	10	-	-	-	-	-	1	-	-	-	-	-	-	11	-
Ethiopian Anti doping Organization	NADO	ETH-NADO	10	-	-	-	-	-	-	-	-	-	-	-	-	-	-	-	10	-
Czech Anti-Doping Committee	NADO	CADC	10	-	1	-	-	-	-	-	-	-	-	-	-	-	-	-	10	10.0%
Anti-Doping Bureau of Latvia	NADO	LAT-NADO	-	-	-	10	-	-	-	-	-	-	-	-	-	-	-	-	10	-
Jamaica Anti-Doping Commission	NADO	JADCO	-	-	-	7	-	-	-	-	-	2	-	-	-	-	-	-	9	-
Jordan Anti-doping Organization	NADO	JADO	3	-	-	6	-	-	-	-	-	-	-	-	-	-	-	-	9	-
National Anti-Doping Agency of Tunisia	NADO	ANAD	-	-	-	8	-	-	-	-	-	1	-	-	-	-	-	-	9	-
Nicaragua Anti-doping Organization	NADO	NIC-NADO	-	-	-	8	-	-	-	-	-	-	-	-	-	-	-	-	8	-
Botswana National Olympic Committee	NADO	BOT-OC	-	-	-	7	-	-	-	-	-	-	-	-	-	-	-	-	7	-
Vietnam Anti-Doping & Sports Medicine Agency	NADO	VADA	6	-	-	1	-	-	-	-	-	-	-	-	-	-	-	-	7	-
Lithuanian Anti-Doping Agency	NADO	LTU-NADO	2	-	-	4	-	-	-	-	-	1	-	-	-	-	-	-	7	-
Egyptian National Anti-doping Organization	NADO	EGY-NADO	-	-	-	7	-	-	-	-	-	-	-	-	-	-	-	-	7	-
Lesotho Ministry of Sport and Recreation	NADO	LES-NADO	7	-	-	-	-	-	-	-	-	-	-	-	-	-	-	-	7	-
Anti-Doping Agency of Panama	NADO	PAN-NADO	-	-	-	7	-	-	-	-	-	-	-	-	-	-	-	-	7	-
Algerian National Anti-Doping Organization	NADO	ALG-NADO	2	-	-	4	-	-	-	-	-	-	-	-	-	-	-	-	6	-
National Antidoping Organization of Albania	NADO	ALB-NADO	-	-	-	5	-	-	-	-	-	-	-	-	-	-	-	-	5	-
Estonian Center for Integrity in Sports	NADO	ESTCIS	2	-	-	2	-	-	-	-	-	-	-	-	-	-	-	-	4	-
National Anti-Doping Organization Center of Kyrgyz Republic	NADO	NADC-KG	-	-	-	4	-	-	-	-	-	-	-	-	-	-	-	-	4	-
Israeli NADO	NADO	ISR-NADO	4	-	-	-	-	-	-	-	-	-	-	-	-	-	-	-	4	-
South African Institute for Drug-Free Sport	NADO	SAIDS	2	-	-	2	-	-	-	-	-	-	-	-	-	-	-	-	4	-
National Anti-Doping Agency of Uganda	NADO	UGA-NADO	-	-	-	3	-	-	-	-	-	-	-	-	-	-	-	-	3	-
Guatemala NADO	NADO	GUA-OAD	-	-	-	3	-	-	-	-	-	-	-	-	-	-	-	-	3	-
Hong Kong Anti-Doping Committee	NADO	HKG-ADC	-	-	-	3	-	-	-	-	-	-	-	-	-	-	-	-	3	-
Anti-Doping Agency of Malaysia	NADO	ADAMAS	-	-	-	3	-	-	-	-	-	-	-	-	-	-	-	-	3	-
Seychelles Anti-Doping Commission	NADO	SEY-NADO	-	-	-	3	-	-	-	-	-	-	-	-	-	-	-	-	3	-
National Olympic Committee of the Republic of Tajikistan	NADO	TJK-NADO	-	-	-	3	-	-	-	-	-	-	-	-	-	-	-	-	3	-
Cambodia Anti-doping Agency	NADO	CAM-NADO	-	-	-	2	-	-	-	-	-	-	-	-	-	-	-	-	2	-
Anti-Doping Singapore	NADO	ADS	-	-	-	2	-	-	-	-	-	-	-	-	-	-	-	-	2	-
Qatar Antidoping Commission	NADO	QADC	-	-	-	1	-	-	-	-	-	1	-	-	-	-	-	-	2	-
Costa Rica NADO	NADO	CRC-NADO	2	-	-	-	-	-	-	-	-	-	-	-	-	-	-	-	2	-
Mozambique National Olympic Committee	NADO	MOZ-NOC	-	-	-	2	-	-	-	-	-	-	-	-	-	-	-	-	2	-
Slovak Anti-Doping Agency	NADO	SADA	-	-	-	2	-	-	-	-	-	-	-	-	-	-	-	-	2	-

Table 28: ASOIF Sport - Boxing - continued

Testing Authority (TA)	TA Category	ADAMS Code	Urine						Blood						DBS		Total Samples	% AAF	
			IC Samples	ATF	AAF	OC Samples	ATF	AAF	IC Samples	ATF	AAF	OC Samples	ATF	AAF	IC Samples	AAF			OC Samples
National Commission for the Fight against Doping - Mali	NADO	MLI-NADO	-	-	-	2	-	-	-	-	-	-	-	-	-	-	-	2	-
National Antidoping Agency of the Republic of Moldova	NADO	NADO Moldova	-	-	-	2	-	-	-	-	-	-	-	-	-	-	-	2	-
Peru National Anti-Doping Commission	NADO	CONAD PERU	-	-	-	2	-	-	-	-	-	-	-	-	-	-	-	2	-
National Anti-Doping Agency of Turkmenistan	NADO	TKM-NADO	-	-	-	2	-	-	-	-	-	-	-	-	-	-	-	2	-
Kosovo Olympic Committee	NADO	KOS-NOC	-	-	-	1	-	-	-	-	-	-	-	-	-	-	-	1	-
Papua New Guinea Anti-doping Organization	NADO	PNG-NADO	-	-	-	1	-	-	-	-	-	-	-	-	-	-	-	1	-
Luxembourg NADO	NADO	ALAD	-	-	-	1	-	-	-	-	-	-	-	-	-	-	-	1	-
			1124	1	28	2663	4	8	41	-	-	278	1	-	24	-	16	-	4146

Table 29: ASOIF Sport - Canoe

Testing Authority (TA)	TA Category	ADAMS Code	Urine						Blood						DBS		Total Samples	% AAF		
			IC Samples	ATF	AAF	OC Samples	ATF	AAF	IC Samples	ATF	AAF	OC Samples	ATF	AAF	IC Samples	AAF			OC Samples	AAF
China Anti-Doping Agency	NADO	CHINADA	221	-	1	586	1	-	6	-	-	58	-	-	-	-	29	-	900	0.1%
German National Anti-Doping Agency	NADO	NADA	112	-	-	358	1	-	-	-	60	-	-	-	-	-	-	530	-	
Russian National Anti-Doping Organization	NADO	RUSADA	178	1	-	204	-	-	15	-	-	3	-	-	-	-	-	400	-	
International Canoe Federation	ASOIF	ICF	227	1	-	110	-	-	-	-	18	-	-	-	-	-	-	355	-	
International Olympic Committee	OTHER-CS	IOC	165	-	-	82	-	-	14	-	-	12	-	-	4	-	-	277	-	
Belarus National Anti-Doping Agency	NADO	BNADA	61	-	2	136	-	-	7	-	-	20	-	-	-	-	-	224	0.9%	
Italian National Anti-Doping Agency	NADO	NADO ITALIA	92	-	-	74	-	-	-	-	23	-	-	-	-	-	-	189	-	
Romanian National Anti-Doping Agency	NADO	ANAD-Romania	32	1	-	95	1	-	6	-	-	30	-	-	-	-	-	163	-	
Hungarian Anti-Doping Agency	NADO	HUNADO	23	-	-	74	-	-	6	-	-	45	-	-	-	-	-	148	-	
Kazakhstan National Anti-Doping Centre	NADO	KAZ-NADO	38	-	2	110	-	-	-	-	-	-	-	-	-	-	-	148	1.4%	
National Anti-doping Center of Ukraine	NADO	NADC Ukraine	50	-	3	69	-	3	-	-	15	-	-	-	-	-	-	134	4.5%	
Sport Integrity Australia	NADO	SIA	20	-	1	92	-	-	-	-	13	-	-	-	-	-	-	125	0.8%	
Polish Anti-Doping Agency	NADO	POLADA	35	-	-	83	-	1	-	-	7	-	-	-	-	-	-	125	0.8%	
French Anti-Doping Agency	NADO	AFLD-NADO	46	-	-	55	-	-	-	-	8	-	-	-	-	-	-	109	-	
Spain National Anti-Doping Agency	NADO	ESP-NADO	44	-	-	56	1	-	-	-	4	-	-	-	-	-	-	104	-	
Korea Anti-Doping Agency	NADO	KADA	34	-	-	50	-	-	7	-	-	11	-	-	-	-	-	102	-	
Canadian Centre for Ethics in Sport	NADO	CCES	12	-	-	75	-	-	4	-	-	8	-	-	-	-	-	99	-	
US Anti-Doping Agency	NADO	USADA	34	-	1	29	-	-	-	-	-	-	-	-	-	-	-	63	1.6%	
UK Anti-Doping	NADO	UKAD	1	-	-	50	-	-	-	-	9	-	-	-	-	-	-	60	-	
Slovak Anti-Doping Agency	NADO	SADA	3	-	-	38	-	1	3	-	-	6	-	-	-	-	-	50	2.0%	
Turkish Anti Doping Commission	NADO	TADC	4	-	-	27	-	-	-	-	16	-	-	-	-	-	-	47	-	
Japan Anti-Doping Agency	NADO	JADA	-	-	-	42	-	-	-	-	3	-	-	-	-	-	-	45	-	
National Anti Doping Agency -India	NADO	IND-NADO	42	-	2	-	-	-	2	-	-	-	-	-	-	-	-	44	4.5%	
Portugal Anti-Doping Agency	NADO	AdoP	29	-	-	6	-	-	8	-	-	-	-	-	-	-	-	43	-	
Anti-Doping Sweden	NADO	ADSE	12	-	-	30	-	-	-	-	-	-	-	-	-	-	-	42	-	
Brasilian Authority on Anti-Doping Control	NADO	ABCD	-	-	-	24	-	-	-	-	18	-	-	-	-	-	-	42	-	
National Anti-Doping Agency Austria GmbH	NADO	NADA Austria	9	-	-	27	-	-	-	-	4	-	-	-	-	-	-	40	-	
Drug Free Sport New Zealand	NADO	DFSNZ	14	-	-	20	-	-	-	-	-	-	-	-	-	-	-	34	-	
Finnish Center for Integrity in Sports	NADO	FINCIS	8	-	-	21	-	-	-	-	1	-	-	-	-	-	-	30	-	
Anti-Doping Denmark	NADO	ADD	10	-	-	19	-	-	-	-	1	-	-	-	-	-	-	30	-	
Argentina National Anti-Doping Agency	NADO	ARG-CNAD	10	-	1	18	-	-	-	-	-	-	-	-	-	-	-	28	3.6%	
Indonesia Anti-Doping Organization	NADO	IADO	11	-	-	16	-	-	-	-	-	-	-	-	-	-	-	27	-	
Anti-Doping Agency of Serbia	NADO	ADAS	10	-	-	15	-	-	-	-	1	-	-	-	-	-	-	26	-	
Czech Anti-Doping Committee	NADO	CADC	15	-	-	11	-	-	-	-	-	-	-	-	-	-	-	26	-	
Lithuanian Anti-Doping Agency	NADO	LTU-NADO	6	-	-	14	-	-	-	-	5	-	-	-	-	-	-	25	-	
Bulgarian Anti-doping Center	NADO	BUL-NADO	11	-	-	10	-	-	-	-	4	-	-	-	-	-	-	25	-	
Pan American Sports Organization	OTHER-CS	PASO	6	-	-	16	1	-	-	-	3	-	-	-	-	-	-	25	-	
Swiss Sport Integrity	NADO	SSI	2	-	-	14	-	-	-	-	8	-	-	-	-	-	-	24	-	
Slovenian Antidoping Organization	NADO	SLOADO	-	-	-	23	-	-	-	-	-	-	-	-	-	-	-	23	-	
Chilean National Anti-Doping Commission	NADO	CHI-NADO	22	-	1	-	-	-	-	-	-	-	-	-	-	-	-	22	4.5%	
National Anti-Doping Agency of Uzbekistan	NADO	UZNADA	-	-	-	19	-	-	-	-	-	-	-	-	-	-	-	19	-	
Cuban National Anti-Doping Agency	NADO	CUB-NADO	-	-	-	16	-	-	-	-	-	-	-	-	-	-	-	16	-	
I.R Iran National Anti-Doping Organization	NADO	IRI-NADO	2	-	-	11	-	-	-	-	3	-	-	-	-	-	-	16	-	
Sport Ireland	NADO	SI	-	-	-	12	-	-	-	-	2	-	-	-	-	-	-	14	-	
Mexican National Anti-Doping Committee	NADO	MEX-NADO	-	-	-	14	1	-	-	-	-	-	-	-	-	-	-	14	-	
South African Institute for Drug-Free Sport	NADO	SAIDS	11	-	-	2	-	-	-	-	-	-	-	-	-	-	-	13	-	
Anti-Doping Norway	NADO	ADNO	-	-	-	11	-	-	-	-	-	-	-	-	-	-	-	11	-	
Doping Authority Netherlands	NADO	DAN	-	-	-	11	-	-	-	-	-	-	-	-	-	-	-	11	-	
Anti-Doping Bureau of Latvia	NADO	LAT-NADO	-	-	-	10	-	-	-	-	1	-	-	-	-	-	-	11	-	
Anti-Doping Commission, Chinese Taipei Olympic Committee	NADO	CTADA	4	-	-	5	-	-	-	-	-	-	-	-	-	-	-	10	-	
Croatian Institute of Public Health	NADO	CIPH	-	-	-	6	-	-	-	-	3	-	-	-	-	-	-	9	-	
NADO Flanders	NADO	NADOF	-	-	-	9	-	-	-	-	-	-	-	-	-	-	-	9	-	
Egyptian National Anti-doping Organization	NADO	EGY-NADO	2	-	-	7	-	-	-	-	-	-	-	-	-	-	-	9	-	
World Anti-Doping Agency	OTHER-CS	WADA-AMA	-	-	-	4	-	-	-	-	4	-	-	-	-	-	-	8	-	
Anti-Doping Singapore	NADO	ADS	-	-	-	7	-	-	-	-	-	-	-	-	-	-	-	7	-	
Agency for Anti-Doping Control of Bosnia and Herzegovina	NADO	BIH-NADO	-	-	-	6	-	-	-	-	-	-	-	-	-	-	-	6	-	
National Anti-Doping Agency of Tunisia	NADO	ANAD	-	-	-	3	-	-	-	-	2	-	-	-	-	-	-	5	-	
Azerbaijan National Anti-Doping Agency	NADO	AMADA	-	-	-	4	-	-	-	-	-	-	-	-	-	-	-	4	-	
Nigerian National Anti-Doping Committee	NADO	NGR-NADO	-	-	-	4	-	-	-	-	-	-	-	-	-	-	-	4	-	
HADA - Hellenic Antidoping Agency	NADO	EOKAN	4	-	-	-	-	-	-	-	-	-	-	-	-	-	-	4	-	
Federacion Dominicana de Medicina del Deporte	NADO	FEDOMEDE	-	-	-	3	-	-	-	-	-	-	-	-	-	-	-	3	-	
Andorra National Anti-Doping Commission	NADO	AGAD	-	-	-	2	-	-	-	-	-	-	-	-	-	-	-	2	-	
National Antidoping Agency of the Republic of Moldova	NADO	NADO Moldova	-	-	-	2	-	-	-	-	-	-	-	-	-	-	-	2	-	
Algerian National Anti-Doping Organization	NADO	ALG-NADO	1	-	-	1	-	-	-	-	-	-	-	-	-	-	-	2	-	
Vietnam Anti-Doping & Sports Medicine Agency	NADO	VADA	-	-	-	2	-	-	-	-	-	-	-	-	-	-	-	2	-	
Morocco Anti-Doping Agency	NADO	AMAD	-	-	-	1	-	-	-	-	-	-	-	-	-	-	-	1	-	
Anti-Doping Paraguay	NADO	PAR-NADO	-	-	-	1	-	-	-	-	-	-	-	-	-	-	-	1	-	
National Olympic Committee of the Republic of Tajikistan	NADO	TJK-NADO	-	-	-	1	-	-	-	-	-	-	-	-	-	-	-	1	-	
Estonian Center for Integrity in Sports	NADO	ESTCIS	-	-	-	1	-	-	-	-	-	-	-	-	-	-	-	1	-	
Doping Control Agency of Thailand	NADO	DCAT	-	-	-	1	-	-	-	-	-	-	-	-	-	-	-	1	-	
Israeli NADO	NADO	ISR-NADO	-	-	-	1	-	-	-	-	-	-	-	-	-	-	-	1	-	
Hong Kong Anti-Doping Committee	NADO	HKG-ADC	-	-	-	1	-	-	-	-	-	-	-	-	-	-	-	1	-	
			1673	3	14	2957	6	5	78	-	-	430	-	-	33	-	5171			

Table 30: ASOIF Sport - Cycling

Testing Authority (TA)	TA Category	ADAMS Code	Urine						Blood						DBS		Total Samples	% AAF
			IC		AAF		OOC		IC		AAF		OOC		IC	AAF		
			Samples	ATF	AAF	Samples	ATF	AAF	Samples	ATF	AAF	Samples	ATF	AAF	Samples	AAF		
International Cycling Union	ASOIF	UCI	3085	3	6	3595	5	4	301	-	-	407	-	1	-	-	7388	0.1%
China Anti-Doping Agency	NADO	CHINADA	342	1	-	892	1	-	14	-	-	83	-	-	33	-	1364	-
German National Anti-Doping Agency	NADO	NADA	269	-	4	454	1	-	47	-	-	253	-	-	-	-	1023	0.4%
Italian National Anti-Doping Agency	NADO	NADO ITALIA	520	-	14	309	1	8	50	-	2	76	-	1	-	-	955	2.3%
French Anti-Doping Agency	NADO	AFLD-NADO	675	1	12	141	2	1	33	-	-	21	-	-	-	-	870	1.5%
Colombian NADO	NADO	COL-NADO	246	1	4	395	1	3	55	2	-	169	1	1	-	-	865	0.8%
Portugal Anti-Doping Agency	NADO	ADoP	434	-	6	35	-	-	65	-	-	26	-	-	-	-	560	1.1%
US Anti-Doping Agency	NADO	USADA	252	-	9	266	-	1	1	-	-	31	-	-	-	-	550	1.8%
NADO Flanders	NADO	NADO F	411	-	2	124	-	-	-	-	-	-	-	-	-	-	535	0.4%
International Olympic Committee	OTHER-CS	IOC	245	-	-	127	-	-	26	-	-	31	-	-	-	-	429	-
Swiss Sport Integrity	NADO	SSI	86	-	1	280	-	-	-	-	-	49	-	-	-	-	415	0.2%
Russian National Anti-Doping Organization	NADO	RUSADA	148	-	1	233	-	-	7	-	-	3	-	-	-	-	391	0.3%
Sport Integrity Australia	NADO	SIA	69	1	2	197	-	-	-	-	-	29	-	-	-	-	295	0.7%
UK Anti-Doping	NADO	UKAD	15	-	-	209	-	-	-	-	-	53	-	-	-	-	277	-
Doping Authority Netherlands	NADO	DAN	40	-	3	177	-	-	3	-	-	50	-	-	-	-	270	1.1%
Spain National Anti-Doping Agency	NADO	ESP-NADO	133	-	4	91	-	1	28	-	-	2	-	-	-	-	254	2.0%
Japan Anti-Doping Agency	NADO	JADA	142	-	-	74	-	-	12	-	-	22	-	-	-	-	250	-
Belarus National Anti-Doping Agency	NADO	BNADA	77	-	3	109	-	-	-	-	-	20	-	-	-	-	206	1.5%
Brasiliian Authority on Anti-Doping Control	NADO	ABCD	122	-	15	43	-	2	25	-	-	2	-	-	-	-	192	8.9%
South African Institute for Drug-Free Sport	NADO	SAIDS	105	-	1	74	-	-	6	-	-	3	-	-	-	-	188	0.5%
Anti-Doping Denmark	NADO	ADD	79	-	2	70	-	-	-	-	-	20	-	-	-	-	169	1.2%
French Community of Belgium NADO	NADO	BEL-CFVB	92	-	-	51	-	-	9	-	-	16	-	-	-	-	168	-
Polish Anti-Doping Agency	NADO	POLADA	66	1	1	77	-	-	-	-	-	22	-	-	-	-	165	0.6%
Canadian Centre for Ethics in Sport	NADO	CCES	-	-	-	103	-	-	-	-	-	52	-	-	-	-	155	-
Chilean National Anti-Doping Commission	NADO	CHI-NADO	121	-	3	29	-	-	-	-	-	-	-	-	-	-	150	2.0%
National Anti-Doping Agency Austria GmbH	NADO	NADA Austria	66	-	-	71	-	-	-	-	-	7	-	-	-	-	144	-
National Anti-doping Center of Ukraine	NADO	NADC Ukraine	83	-	3	43	-	-	3	-	-	12	-	-	-	-	141	2.1%
Korea Anti-Doping Agency	NADO	KADA	31	-	1	72	-	-	11	-	-	17	-	-	-	-	131	0.8%
Drug Free Sport New Zealand	NADO	DFSNZ	53	-	-	74	-	-	-	-	-	1	-	-	-	-	128	-
Anti-Doping Sweden	NADO	ADSE	37	-	1	64	-	-	1	-	-	7	-	-	-	-	109	0.9%
Argentina National Anti-Doping Agency	NADO	ARG-CNAD	49	-	7	54	-	2	-	-	-	-	-	-	-	-	105	8.6%
Kazakhstan National Anti-Doping Centre	NADO	KAZ-NADO	23	-	2	81	-	1	-	-	-	-	-	-	-	-	104	2.9%
I.R Iran National Anti-Doping Organization	NADO	IRI-NADO	49	-	-	50	-	1	-	-	-	1	-	-	-	-	100	1.0%
Azerbaijan National Anti-Doping Agency	NADO	AMADA	40	-	-	50	-	-	-	-	-	7	-	-	-	-	97	-
Anti-Doping Norway	NADO	ADNO	5	-	-	90	-	1	-	-	-	2	-	1	-	-	97	1.0%
Sport Ireland	NADO	SI	19	-	-	63	-	-	-	-	-	14	-	-	-	-	96	-
Pan American Sports Organization	OTHER-CS	PASO	34	-	-	30	-	1	-	-	-	17	-	-	-	-	81	1.2%
Costa Rica NADO	NADO	CRC-NADO	48	1	2	8	-	-	12	-	-	5	-	-	-	-	73	2.7%
Turkish Anti Doping Commission	NADO	TADC	21	-	1	43	-	-	-	-	-	6	-	-	-	-	70	1.4%
National Anti Doping Agency -India	NADO	IND-NADO	51	-	-	15	-	-	3	-	-	-	-	-	-	-	69	-
Doping Control Agency of Thailand	NADO	DCAT	24	-	-	41	-	-	-	-	-	-	-	-	-	-	65	-
Mexican National Anti-Doping Committee	NADO	MEX-NADO	47	-	-	10	-	-	-	-	-	-	-	-	-	-	57	-
Finnish Center for Integrity in Sports	NADO	FINCIS	31	-	-	21	-	-	-	-	-	-	-	-	-	-	52	-
Romanian National Anti-Doping Agency	NADO	ANAD-Romania	36	-	1	7	-	-	-	-	-	4	-	-	-	-	47	2.1%
Anti-Doping Agency of Panama	NADO	PAN-NADO	32	-	-	14	-	-	-	-	-	-	-	-	-	-	46	-
Luxembourg NADO	NADO	ALAD	6	-	-	19	-	-	-	-	-	19	-	-	-	-	44	-
Slovenian Antidoping Organization	NADO	SLOADO	22	-	-	20	-	-	-	-	-	-	-	-	-	-	42	-
Anti-Doping Bureau of Latvia	NADO	LAT-NADO	5	-	-	32	-	-	-	-	-	2	-	-	-	-	39	-
Hungarian Anti-Doping Agency	NADO	HUNADO	5	-	-	23	-	-	1	-	-	6	-	-	-	-	35	-
Anti-Doping Paraguay	NADO	PAR-NADO	19	-	1	15	-	-	-	-	-	-	-	-	-	-	34	2.9%
Cuban National Anti-Doping Agency	NADO	CUB-NADO	-	-	-	31	-	-	-	-	-	-	-	-	-	-	31	-
Ecuador NADO	NADO	ECU-NADO	24	-	-	6	-	-	-	-	-	-	-	-	-	-	30	-
Guatemala NADO	NADO	GUU-OAD	6	1	-	10	1	-	-	-	-	10	-	-	-	-	26	-
Egyptian National Anti-doping Organization	NADO	EGY-NADO	6	-	-	19	-	-	-	-	-	-	-	-	-	-	25	-
National Anti-Doping Agency of Uzbekistan	NADO	UZNADA	-	-	-	25	-	1	-	-	-	-	-	-	-	-	25	4.0%
Ethiopian Anti doping Organization	NADO	ETH-NADO	16	-	-	8	-	-	-	-	-	-	-	-	-	-	24	-
Burkina Faso Anti-Doping Organization	NADO	BUR-NADO	18	-	-	4	-	-	-	-	-	-	-	-	-	-	22	-
Hong Kong Anti-Doping Committee	NADO	HKG-ADC	-	-	-	21	-	-	-	-	-	-	-	-	-	-	21	-
Anti-Doping Agency of Serbia	NADO	ADAS	10	-	-	7	-	-	-	-	-	2	-	-	-	-	19	-
Monaco Anti-Doping Committee	NADO	CMA Monaco	-	-	-	14	-	-	-	-	-	4	-	-	-	-	18	-
Indonesia Anti-Doping Organization	NADO	IADO	-	-	-	17	-	-	-	-	-	-	-	-	-	-	17	-
Czech Anti-Doping Committee	NADO	CADC	11	-	-	6	-	-	-	-	-	-	-	-	-	-	17	-
Israeli NADO	NADO	ISR-NADO	16	-	-	-	-	-	-	-	-	-	-	-	-	-	16	-
United Arab Emirates National Anti-doping Committee	NADO	UAE-NADO	6	-	-	10	-	1	-	-	-	-	-	-	-	-	16	6.3%
Slovak Anti-Doping Agency	NADO	SADA	6	-	-	8	-	-	-	-	-	2	-	-	-	-	16	-
Lithuanian Anti-Doping Agency	NADO	LTU-NADO	-	-	-	12	-	-	-	-	-	4	-	-	-	-	16	-
Bulgarian Anti-doping Center	NADO	BUL-NADO	12	-	-	1	-	-	-	-	-	1	-	-	-	-	14	-
Qatar Antidoping Commission	NADO	QADC	3	-	-	8	-	-	-	-	-	3	-	-	-	-	14	-
Namibia National Olympic Committee	NADO	NAM-NOC	3	-	-	9	-	-	-	-	-	-	-	-	-	-	12	-
Anti-Doping Commission, Chinese Taipei Olympic Committee	NADO	CTADA	9	-	-	-	-	-	1	-	-	-	-	-	-	-	10	-
Anti-Doping Agency of Kenya	NADO	ADAK	-	-	-	10	-	-	-	-	-	-	-	-	-	-	10	-
Agency for Anti-Doping Control of Bosnia and Herzegovina	NADO	BIH-NADO	7	-	-	3	-	-	-	-	-	-	-	-	-	-	10	-
HADA - Hellenic Antidoping Agency	NADO	EOKAN	1	-	-	8	-	-	-	-	-	-	-	-	-	-	9	-
Estonian Center for Integrity in Sports	NADO	ESTCIS	5	-	-	2	-	-	-	-	-	2	-	-	-	-	9	-
Morocco Anti-Doping Agency	NADO	AMAD	-	-	-	8	-	-	-	-	-	-	-	-	-	-	8	-
International Military Sports Council	OTHER-CS	CISM	8	-	-	-	-	-	-	-	-	-	-	-	-	-	8	-
Sri Lanka Anti Doping Agency	NADO	SRI-NADO	8	-	-	-	-	-	-	-	-	-	-	-	-	-	8	-
Peru National Anti-Doping Commission	NADO	CONAD PERU	-	-	-	7	-	-	-	-	-	-	-	-	-	-	7	-
Bermuda Sport Anti- Doping Authority	NADO	BSADA	-	-	-	5	-	-	-	-	-	1	-	-	-	-	6	-
Nigerian National Anti-Doping Committee	NADO	NGR-NADO	6	-	-	-	-	-	-	-	-	-	-	-	-	-	6	-
Eritrean National Anti-Doping Organization	NADO	ERI-NADO	-	-	-	5	-	-	-	-	-	-	-	-	-	-	5	-
Nicaragua Anti-doping Organization	NADO	NIC-NADO	-	-	-	5	-	-	-	-	-	-	-	-	-	-	5	-
Croatian Institute of Public Health	NADO	CIPH	-	-	-	4	-	-	-	-	-	1	-	-	-	-	5	-
Trinidad and Tobago Olympic Committee	NADO	TTOC	-	-	-	4	-	-	-	-	-	-	-	-	-	-	4	-
Cyprus Anti-Doping Authority	NADO	CYADA	4	-	-	-	-	-	-	-	-	-	-	-	-	-	4	-
Anti-Doping Commission of Malta	NADO	MLT-NADO	-	-	-	4	-	-	-	-	-	-	-	-	-	-	4	-
Anti-Doping Agency of Malaysia	NADO	ADAMAS	-	-	-	4	-	-	-	-	-	-	-	-	-	-	4	-
Andorra National Anti-Doping Commission	NADO	AGAD	2	-	-	1	-	-	-	-	-	-	-	-	-	-	3	-
Benin anti-doping organization	NADO	BEN-NADO	-	-	-	3	-	-	-	-	-	-	-	-	-	-	3	-
Federacion Dominicana de Medicina del Deporte	NADO	FEDOMEDE	-	-	-	2	-	-	-	-	-	-	-	-	-	-	2	-

Table 30: ASOIF Sport - Cycling - continued

Testing Authority (TA)	TA Category	ADAMS Code	Urine						Blood						DBS		Total Samples	% AAF		
			IC Samples	ATF	AAF	OOB Samples	ATF	AAF	IC Samples	ATF	AAF	OOB Samples	ATF	AAF	IC Samples	AAF			OOB Samples	AAF
Algerian National Anti-Doping Organization	NADO	ALG-NADO	2	-	-	-	-	-	-	-	-	-	-	-	-	-	-	-	2	-
National Anti-Doping Agency of Tunisia	NADO	ANAD	-	-	-	2	-	-	-	-	-	-	-	-	-	-	-	-	2	-
Rwanda National Olympic and Sports Committee	NADO	RWA-NADO	-	-	-	2	-	-	-	-	-	-	-	-	-	-	-	-	2	-
Anti-Doping Singapore	NADO	ADS	-	-	-	2	-	-	-	-	-	-	-	-	-	-	-	-	2	-
Aruba National Anti-Doping Organization	NADO	ARU-NADO	-	-	-	1	-	-	-	-	-	-	-	-	-	-	-	-	1	-
National Anti-Doping Agency of Uganda	NADO	UGA-NADO	-	-	-	1	-	-	-	-	-	-	-	-	-	-	-	-	1	-
Jordan Anti-doping Organization	NADO	JADO	-	-	-	1	-	-	-	-	-	-	-	-	-	-	-	-	1	-
Common Community Commission (Brussels)	NADO	COCOM	-	-	-	1	-	-	-	-	-	-	-	-	-	-	-	-	1	-
National Anti-Doping Agency of Turkmenistan	NADO	TKM-NADO	-	-	-	1	-	-	-	-	-	-	-	-	-	-	-	-	1	-
Botswana National Olympic Committee	NADO	BOT-OC	-	-	-	1	-	-	-	-	-	-	-	-	-	-	-	-	1	-
World Anti-Doping Agency	OTHER-CS	WADA-AMA	-	-	-	1	-	-	-	-	-	-	-	-	-	-	-	-	1	-
Uruguay Anti-Doping	NADO	URU-NADO	-	-	-	1	-	-	-	-	-	-	-	-	-	-	-	-	1	-
National Olympic and Sports Association of Iceland	NADO	ISL-NADO	-	-	-	1	-	-	-	-	-	-	-	-	-	-	-	-	1	-
National Antidoping Organization of Albania	NADO	ALB-NADO	1	-	-	-	-	-	-	-	-	-	-	-	-	-	-	-	1	-
			8800	10	112	9471	12	28	714	2	2	1599	1	4	-	-	33	-	20617	

Table 31: ASOIF Sport - Equestrian Sports

Testing Authority (TA)	TA Category	ADAMS Code	Urine						Blood						DBS		Total Samples	% AAF		
			IC Samples	ATF	AAF	OOB Samples	ATF	AAF	IC Samples	ATF	AAF	OOB Samples	ATF	AAF	IC Samples	AAF			OOB Samples	AAF
International Equestrian Federation	ASOIF	FEI	131	-	2	88	-	-	-	-	-	1	-	-	-	-	-	-	220	0.9%
China Anti-Doping Agency	NADO	CHINADA	21	-	-	98	-	-	-	-	-	14	-	-	-	-	-	-	133	-
German National Anti-Doping Agency	NADO	NADA	24	-	1	74	-	-	-	-	-	5	-	-	-	-	-	-	103	1.0%
Italian National Anti-Doping Agency	NADO	NADO ITALIA	18	-	1	29	-	-	-	-	-	4	-	-	-	-	-	-	51	2.0%
Qatar Antidoping Commission	NADO	QADC	10	-	-	33	-	-	-	-	-	1	-	-	-	-	-	-	44	-
French Anti-Doping Agency	NADO	AFLD-NADO	17	-	-	25	-	-	-	-	-	-	-	-	-	-	-	-	42	-
Doping Authority Netherlands	NADO	DAN	-	-	-	33	-	-	-	-	-	-	-	-	-	-	-	-	33	-
International Olympic Committee	OTHER-CS	IOC	26	-	-	7	-	-	-	-	-	-	-	-	-	-	-	-	33	-
Swiss Sport Integrity	NADO	SSI	8	-	-	15	-	1	-	-	-	-	-	-	-	-	-	-	23	4.3%
US Anti-Doping Agency	NADO	USADA	8	-	-	13	-	-	-	-	-	-	-	-	-	-	-	-	21	-
Canadian Centre for Ethics in Sport	NADO	CCES	2	-	-	16	-	-	-	-	-	-	-	-	-	-	-	-	18	-
Spain National Anti-Doping Agency	NADO	ESP-NADO	9	-	-	9	-	-	-	-	-	-	-	-	-	-	-	-	18	-
Mexican National Anti-Doping Committee	NADO	MEX-NADO	-	-	-	17	2	-	-	-	-	-	-	-	-	-	-	-	17	-
Czech Anti-Doping Committee	NADO	CADC	8	-	-	6	1	-	-	-	-	-	-	-	-	-	-	-	14	-
Japan Anti-Doping Agency	NADO	JADA	9	-	-	5	-	-	-	-	-	-	-	-	-	-	-	-	14	-
French Community of Belgium NADO	NADO	BEL-CFWB	-	-	-	10	-	-	-	-	-	2	-	-	-	-	-	-	12	-
National Anti-Doping Agency Austria GmbH	NADO	NADA Austria	-	-	-	11	-	-	-	-	-	-	-	-	-	-	-	-	11	-
Anti-Doping Sweden	NADO	ADSE	5	-	-	6	-	-	-	-	-	-	-	-	-	-	-	-	11	-
UK Anti-Doping	NADO	UKAD	6	-	-	5	-	-	-	-	-	-	-	-	-	-	-	-	11	-
Sport Ireland	NADO	SI	9	-	-	-	-	-	-	-	-	-	-	-	-	-	-	-	9	-
Anti-Doping Denmark	NADO	ADD	4	-	-	4	-	-	-	-	-	-	-	-	-	-	-	-	8	-
Morocco Anti-Doping Agency	NADO	AMAD	-	-	-	7	-	-	-	-	-	-	-	-	-	-	-	-	7	-
NADO Flanders	NADO	NADOF	-	-	-	7	-	-	-	-	-	-	-	-	-	-	-	-	7	-
Russian National Anti-Doping Organization	NADO	RUSADA	2	-	-	5	-	-	-	-	-	-	-	-	-	-	-	-	7	-
Luxembourg NADO	NADO	ALAD	-	-	-	6	-	-	-	-	-	1	-	-	-	-	-	-	7	-
Romanian National Anti-Doping Agency	NADO	ANAD-Romania	3	-	-	3	-	-	-	-	-	-	-	-	-	-	-	-	6	-
Korea Anti-Doping Agency	NADO	KADA	4	-	-	2	-	-	-	-	-	-	-	-	-	-	-	-	6	-
National Anti-Doping Agency of Tunisia	NADO	ANAD	5	-	-	-	-	-	-	-	-	-	-	-	-	-	-	-	5	-
Sport Integrity Australia	NADO	SIA	4	-	1	1	-	-	-	-	-	-	-	-	-	-	-	-	5	20.0%
Drug Free Sport New Zealand	NADO	DFSNZ	5	-	-	-	-	-	-	-	-	-	-	-	-	-	-	-	5	-
Belarus National Anti-Doping Agency	NADO	BNADA	-	-	-	5	-	-	-	-	-	-	-	-	-	-	-	-	5	-
Bermuda Sport Anti-Doping Authority	NADO	BSADA	-	-	-	3	-	-	-	-	-	1	-	-	-	-	-	-	4	-
Monaco Anti-Doping Committee	NADO	CMA Monaco	-	-	-	3	-	-	-	-	-	1	-	-	-	-	-	-	4	-
Hong Kong Anti-Doping Committee	NADO	HKG-ADC	-	-	-	4	-	-	-	-	-	-	-	-	-	-	-	-	4	-
Finnish Center for Integrity in Sports	NADO	FINCIS	2	-	-	1	-	-	-	-	-	-	-	-	-	-	-	-	3	-
Turkish Anti Doping Commission	NADO	TADC	2	-	-	-	-	-	-	-	-	-	-	-	-	-	-	-	2	-
Portugal Anti-Doping Agency	NADO	ADoP	-	-	-	2	-	-	-	-	-	-	-	-	-	-	-	-	2	-
Anti-Doping Norway	NADO	ADNO	-	-	-	2	-	-	-	-	-	-	-	-	-	-	-	-	2	-
International Military Sports Council	OTHER-CS	CISM	2	-	-	-	-	-	-	-	-	-	-	-	-	-	-	-	2	-
Anti-Doping Commission, Chinese Taipei Olympic Committee	NADO	CTADA	1	-	-	-	-	-	-	-	-	-	-	-	-	-	-	-	1	-
National Anti Doping Agency -India	NADO	IND-NADO	-	-	-	1	-	-	-	-	-	-	-	-	-	-	-	-	1	-
United Arab Emirates National Anti-doping Committee	NADO	UAE-NADO	-	-	-	1	-	-	-	-	-	-	-	-	-	-	-	-	1	-
Federacion Dominicana de Medicina del Deporte	NADO	FEDOMEDE	-	-	-	1	-	-	-	-	-	-	-	-	-	-	-	-	1	-
Hungarian Anti-Doping Agency	NADO	HUNADO	-	-	-	1	-	-	-	-	-	-	-	-	-	-	-	-	1	-
Anti-Doping Bureau of Latvia	NADO	LAT-NADO	-	-	-	1	-	-	-	-	-	-	-	-	-	-	-	-	1	-
Colombian NADO	NADO	COL-NADO	-	-	-	1	-	-	-	-	-	-	-	-	-	-	-	-	1	-
			345	-	5	561	3	1	-	-	-	30	-	-	-	-	-	-	936	

Table 32: ASOIF Sport - Fencing

Testing Authority (TA)	TA Category	ADAMS Code	Urine						Blood						DBS		Total Samples	% AAF		
			IC			OOC			IC			OOC			IC	OOC				
			Samples	ATF	AAF	Samples	ATF	AAF	Samples	ATF	AAF	Samples	ATF	AAF	Samples	AAF				
China Anti-Doping Agency	NADO	CHINADA	73	-	-	264	1	-	-	-	-	50	-	-	-	-	18	-	405	-
International Fencing Federation	ASOIF	FIE	119	1	-	173	2	-	-	-	-	13	-	-	-	-	-	-	305	-
Italian National Anti-Doping Agency	NADO	NADO ITALIA	60	-	-	79	-	-	-	-	-	14	-	-	-	-	-	-	153	-
Romanian National Anti-Doping Agency	NADO	ANAD-Romania	68	1	-	24	1	-	-	-	-	2	-	-	-	-	-	-	94	-
Korea Anti-Doping Agency	NADO	KADA	24	-	-	48	-	-	-	-	-	5	-	-	-	-	-	-	77	-
International Olympic Committee	OTHER-CS	IOC	49	-	-	10	-	-	2	-	-	2	-	-	-	-	-	-	63	-
Japan Anti-Doping Agency	NADO	JADA	10	-	-	52	-	-	-	-	-	-	-	-	-	-	-	-	62	-
Egyptian National Anti-doping Organization	NADO	EGY-NADO	42	-	2	14	-	-	-	-	-	-	-	-	-	-	-	-	56	3.6%
Hungarian Anti-Doping Agency	NADO	HUNADO	-	-	-	50	-	-	-	-	-	3	-	-	-	-	-	-	53	-
French Anti-Doping Agency	NADO	AFLD-NADO	-	-	-	47	-	-	-	-	-	-	-	-	-	-	-	-	47	-
German National Anti-Doping Agency	NADO	NADA	4	-	-	37	-	-	-	-	-	-	-	-	-	-	-	-	41	-
Belarus National Anti-Doping Agency	NADO	BNADA	6	-	-	32	1	-	-	-	-	3	-	-	-	-	-	-	41	-
Azerbaijan National Anti-Doping Agency	NADO	AMADA	14	-	-	22	-	-	-	-	-	3	-	-	-	-	-	-	39	-
US Anti-Doping Agency	NADO	USADA	8	-	-	31	-	-	-	-	-	-	-	-	-	-	-	-	39	-
Hong Kong Anti-Doping Committee	NADO	HKG-ADC	-	-	-	32	-	-	-	-	-	-	-	-	-	-	-	-	32	-
Russian National Anti-Doping Organization	NADO	RUSADA	24	-	-	-	-	-	-	-	-	-	-	-	-	-	-	-	24	-
Kazakhstan National Anti-Doping Centre	NADO	KAZ-NADO	-	-	-	22	-	-	-	-	-	-	-	-	-	-	-	-	22	-
National Anti-doping Center of Ukraine	NADO	NADC Ukraine	12	-	-	9	-	-	-	-	-	-	-	-	-	-	-	-	21	-
Sport Integrity Australia	NADO	SIA	15	-	-	6	-	-	-	-	-	-	-	-	-	-	-	-	21	-
Polish Anti-Doping Agency	NADO	POLADA	9	-	1	4	-	-	-	-	-	-	-	-	-	-	-	-	13	7.7%
Mexican National Anti-Doping Committee	NADO	MEX-NADO	5	-	-	8	-	-	-	-	-	-	-	-	-	-	-	-	13	-
Canadian Centre for Ethics in Sport	NADO	CCES	-	-	-	11	-	-	-	-	-	2	-	-	-	-	-	-	13	-
HADA - Hellenic Antidoping Agency	NADO	EOKAN	7	-	-	6	-	-	-	-	-	-	-	-	-	-	-	-	13	-
Swiss Sport Integrity	NADO	SSI	4	-	-	8	-	-	-	-	-	-	-	-	-	-	-	-	12	-
Estonian Center for Integrity in Sports	NADO	ESTCIS	4	-	-	8	-	-	-	-	-	-	-	-	-	-	-	-	12	-
Indonesia Anti-Doping Organization	NADO	IADO	11	-	-	-	-	-	-	-	-	-	-	-	-	-	-	-	11	-
Spain National Anti-Doping Agency	NADO	ESP-NADO	6	-	-	4	-	-	-	-	-	-	-	-	-	-	-	-	10	-
National Anti-Doping Agency of Uzbekistan	NADO	UZNADA	3	-	-	7	-	-	-	-	-	-	-	-	-	-	-	-	10	-
Turkish Anti Doping Commission	NADO	TADC	6	-	-	4	-	-	-	-	-	-	-	-	-	-	-	-	10	-
Cuban National Anti-Doping Agency	NADO	CUB-NADO	-	-	-	10	-	-	-	-	-	-	-	-	-	-	-	-	10	-
National Anti-Doping Agency of Tunisia	NADO	ANAD	6	-	-	4	-	-	-	-	-	-	-	-	-	-	-	-	10	-
National Anti-Doping Agency Austria GmbH	NADO	NADA Austria	-	-	-	8	-	-	-	-	-	1	-	-	-	-	-	-	9	-
Finnish Center for Integrity in Sports	NADO	FINCIS	4	-	-	3	-	-	-	-	-	-	-	-	-	-	-	-	7	-
Doping Authority Netherlands	NADO	DAN	6	-	-	1	-	-	-	-	-	-	-	-	-	-	-	-	7	-
I.R Iran National Anti-Doping Organization	NADO	IRI-NADO	-	-	-	7	-	-	-	-	-	-	-	-	-	-	-	-	7	-
Luxembourg NADO	NADO	ALAD	2	-	-	5	-	-	-	-	-	-	-	-	-	-	-	-	7	-
Bulgarian Anti-doping Center	NADO	BUL-NADO	3	-	-	3	-	-	-	-	-	-	-	-	-	-	-	-	6	-
Pan American Sports Organization	OTHER-CS	PASO	6	-	-	-	-	-	-	-	-	-	-	-	-	-	-	-	6	-
Anti-Doping Commission, Chinese Taipei Olympic Committee	NADO	CTADA	6	-	-	-	-	-	-	-	-	-	-	-	-	-	-	-	6	-
Anti-Doping Agency of Panama	NADO	PAN-NADO	-	-	-	5	-	-	-	-	-	-	-	-	-	-	-	-	5	-
Israeli NADO	NADO	ISR-NADO	-	-	-	5	-	-	-	-	-	-	-	-	-	-	-	-	5	-
Anti-Doping Singapore	NADO	ADS	-	-	-	4	-	-	-	-	-	-	-	-	-	-	-	-	4	-
Costa Rica NADO	NADO	CRC-NADO	4	-	-	-	-	-	-	-	-	-	-	-	-	-	-	-	4	-
Algerian National Anti-Doping Organization	NADO	ALG-NADO	1	-	-	2	-	-	-	-	-	-	-	-	-	-	-	-	3	-
Anti-Doping Agency of Serbia	NADO	ADAS	2	-	-	-	-	-	-	-	-	-	-	-	-	-	-	-	2	-
Guatemala NADO	NADO	GUA-OAD	-	-	-	2	1	-	-	-	-	-	-	-	-	-	-	-	2	-
Morocco Anti-Doping Agency	NADO	AMAD	-	-	-	2	-	-	-	-	-	-	-	-	-	-	-	-	2	-
Anti-Doping Denmark	NADO	ADD	-	-	-	2	-	-	-	-	-	-	-	-	-	-	-	-	2	-
Qatar Antidoping Commission	NADO	QADC	-	-	-	2	-	-	-	-	-	-	-	-	-	-	-	-	2	-
Argentina National Anti-Doping Agency	NADO	ARG-CNAD	-	-	-	1	-	-	-	-	-	-	-	-	-	-	-	-	1	-
Georgian Anti-Doping Agency	NADO	GEO-NADO	-	-	-	1	-	-	-	-	-	-	-	-	-	-	-	-	1	-
UK Anti-Doping	NADO	UKAD	-	-	-	1	-	-	-	-	-	-	-	-	-	-	-	-	1	-
National Anti-Doping Organization Center of Kyrgyz Republic	NADO	NADC-KG	-	-	-	1	-	-	-	-	-	-	-	-	-	-	-	-	1	-
Czech Anti-Doping Committee	NADO	CADC	-	-	-	1	-	-	-	-	-	-	-	-	-	-	-	-	1	-
National Anti Doping Agency -India	NADO	IND-NADO	-	-	-	1	-	-	-	-	-	-	-	-	-	-	-	-	1	-
Honduras Anti-doping Organization	NADO	HON-NADO	-	-	-	1	-	-	-	-	-	-	-	-	-	-	-	-	1	-
			623	2	3	1084	6	-	2	-	-	98	-	-	-	-	18	-	1825	

Table 33: ASOIF Sport - Field Hockey

Testing Authority (TA)	TA Category	ADAMS Code	Urine						Blood						DBS				Total Samples	% AAF	
			IC Samples	ATF	AAF	OOB Samples	ATF	AAF	IC Samples	ATF	AAF	OOB Samples	ATF	AAF	IC Samples	AAF	OOB Samples	AAF			
China Anti-Doping Agency	NADO	CHINADA	26	-	-	259	-	-	-	-	-	40	-	-	-	-	-	19	-	344	-
International Hockey Federation	ASOIF	FIH	117	-	1	68	-	-	11	-	-	7	-	-	-	-	-	-	-	203	0.5%
German National Anti-Doping Agency	NADO	NADA	41	-	-	126	-	-	-	-	-	-	-	-	-	-	-	-	-	167	-
International Olympic Committee	OTHER-CS	IOC	84	-	1	42	-	-	7	-	-	6	-	-	-	-	-	-	-	139	0.7%
Argentina National Anti-Doping Agency	NADO	ARG-CNAD	19	-	-	96	-	-	-	-	-	-	-	-	-	-	-	-	-	115	-
Japan Anti-Doping Agency	NADO	JADA	48	-	-	66	-	-	-	-	-	-	-	-	-	-	-	-	-	114	-
National Anti-Doping Agency -India	NADO	IND-NADO	14	-	-	66	-	-	-	-	-	-	-	-	-	-	-	-	-	80	-
Doping Authority Netherlands	NADO	DAN	8	-	-	54	-	-	-	-	-	-	-	-	-	-	-	-	-	62	-
Spain National Anti-Doping Agency	NADO	ESP-NADO	6	-	-	54	-	-	-	-	-	-	-	-	-	-	-	-	-	60	-
Drug Free Sport New Zealand	NADO	DFSNZ	32	-	-	21	-	-	-	-	-	-	-	-	-	-	-	-	-	53	-
Sport Integrity Australia	NADO	SIA	-	-	-	48	-	-	-	-	-	-	-	-	-	-	-	-	-	48	-
Italian National Anti-Doping Agency	NADO	NADO ITALIA	20	-	-	12	-	-	4	-	-	-	-	-	-	-	-	-	-	36	-
Korea Anti-Doping Agency	NADO	KADA	10	-	-	17	-	-	2	-	-	3	-	-	-	-	-	-	-	32	-
Canadian Centre for Ethics in Sport	NADO	CCES	-	-	-	28	-	-	-	-	-	28	-	-	-	-	-	-	-	28	-
UK Anti-Doping	NADO	UKAD	-	-	-	25	-	-	-	-	-	2	-	-	-	-	-	-	-	27	-
Common Community Commission (Brussels)	NADO	COCOM	-	-	-	24	-	-	-	-	-	2	-	-	-	-	-	-	-	26	-
Anti-Doping Agency of Kenya	NADO	ADAK	-	-	-	22	-	-	-	-	-	2	-	-	-	-	-	-	-	24	-
NADO Flanders	NADO	NADOF	24	-	-	-	-	-	-	-	-	-	-	-	-	-	-	-	-	24	-
Sport Ireland	NADO	SI	-	-	-	17	-	-	-	-	-	-	-	-	-	-	-	-	-	17	-
French Anti-Doping Agency	NADO	AFLD-NADO	4	-	-	12	-	-	-	-	-	-	-	-	-	-	-	-	-	16	-
French Community of Belgium NADO	NADO	BEL-CFWB	12	-	1	-	-	-	2	-	-	-	-	-	-	-	-	-	-	14	7.1%
Belarus National Anti-Doping Agency	NADO	BNADA	-	-	-	10	-	-	-	-	-	-	-	-	-	-	-	-	-	10	-
US Anti-Doping Agency	NADO	USADA	1	-	-	7	-	-	-	-	-	-	-	-	-	-	-	-	-	8	-
Indonesia Anti-Doping Organization	NADO	IADO	8	-	-	-	-	-	-	-	-	-	-	-	-	-	-	-	-	8	-
Polish Anti-Doping Agency	NADO	POLADA	-	-	-	8	-	-	-	-	-	-	-	-	-	-	-	-	-	8	-
Qatar Antidoping Commission	NADO	QADC	-	-	-	5	-	-	-	-	-	2	-	-	-	-	-	-	-	7	-
Czech Anti-Doping Committee	NADO	CADC	6	-	1	-	-	-	-	-	-	-	-	-	-	-	-	-	-	6	16.7%
Anti-Doping Commission of Malta	NADO	MLT-NADO	6	-	-	-	-	-	-	-	-	-	-	-	-	-	-	-	-	6	-
South African Institute for Drug-Free Sport	NADO	SAIDS	4	-	-	-	-	-	-	-	-	-	-	-	-	-	-	-	-	4	-
National Anti-Doping Agency of Uzbekistan	NADO	UZNADA	-	-	-	4	-	-	-	-	-	-	-	-	-	-	-	-	-	4	-
National Anti-Doping Agency Austria GmbH	NADO	NADA Austria	-	-	-	4	-	-	-	-	-	-	-	-	-	-	-	-	-	4	-
Swiss Sport Integrity	NADO	SSI	-	-	-	2	-	-	-	-	-	-	-	-	-	-	-	-	-	2	-
Anti-Doping Commission, Chinese Taipei Olympic Committee	NADO	CTADA	2	-	-	-	-	-	-	-	-	-	-	-	-	-	-	-	-	2	-
Turkish Anti Doping Commission	NADO	TADC	2	-	-	-	-	-	-	-	-	-	-	-	-	-	-	-	-	2	-
Cuban National Anti-Doping Agency	NADO	CUB-NADO	-	-	-	2	-	-	-	-	-	-	-	-	-	-	-	-	-	2	-
			494	-	4	1099	-	-	26	-	-	64	-	-	-	-	19	-	1702		

Table 34: ASOIF Sport - Football

Testing Authority (TA)	TA Category	ADAMS Code	Urine						Blood						DBS				Total Samples	% AAF		
			IC Samples	ATF	AAF	OOB Samples	ATF	AAF	IC Samples	ATF	AAF	OOB Samples	ATF	AAF	IC Samples	AAF	OOB Samples	AAF				
International Federation of Football Associations	ASOIF	FIFA	5214	4	16	2117	-	-	319	-	-	640	-	-	-	-	-	-	-	-	8290	0.2%
Brazilian Authority on Anti-Doping Control	NADO	ABCD	2673	1	9	212	2	-	-	-	32	-	-	-	-	-	-	-	-	-	2917	0.3%
UK Anti-Doping	NADO	UKAD	636	-	1	1850	-	1	-	-	153	-	-	-	-	-	-	-	-	-	2639	0.1%
Italian National Anti-Doping Agency	NADO	NADO ITALIA	1197	-	-	805	-	1	-	-	207	-	-	-	-	-	-	-	-	-	2209	0.0%
German National Anti-Doping Agency	NADO	NADA	1446	-	4	493	-	-	190	-	59	-	-	-	-	-	-	-	-	-	2188	0.2%
French Anti-Doping Agency	NADO	AFLD-NADO	411	1	3	784	-	2	-	-	3	-	-	-	-	-	-	-	-	-	1198	0.4%
Portugal Anti-Doping Agency	NADO	ADoP	550	-	2	372	-	-	-	-	35	-	-	-	-	-	-	-	-	-	957	0.2%
Saudi Arabian Antidoping Committee	NADO	KSA-NADO	653	-	1	279	-	-	-	-	-	-	-	-	-	-	-	-	-	-	932	0.1%
Mexican National Anti-Doping Committee	NADO	MEX-NADO	499	8	-	374	-	-	-	-	-	-	-	-	-	-	-	-	-	-	873	-
Chilean National Anti-Doping Commission	NADO	CH-NADO	381	-	1	435	-	-	-	-	-	-	-	-	-	-	-	-	-	-	816	0.1%
Japan Anti-Doping Agency	NADO	JADA	212	-	1	449	-	1	-	-	-	-	-	-	-	-	-	-	-	-	661	0.3%
China Anti-Doping Agency	NADO	CHINADA	32	-	-	386	-	-	-	-	31	-	-	-	-	-	-	31	-	-	480	-
Anti-Doping Paraguay	NADO	PAR-NADO	403	-	3	27	-	-	-	-	-	-	-	-	-	-	-	-	-	-	430	0.7%
United Arab Emirates National Anti-doping Committee	NADO	UAE-NADO	306	-	3	105	-	-	8	-	-	-	-	-	-	-	-	-	-	-	419	0.7%
Romanian National Anti-Doping Agency	NADO	ANAD-Romania	114	-	1	129	-	-	50	-	57	-	-	-	-	-	-	-	-	-	350	0.3%
Korea Anti-Doping Agency	NADO	KADA	154	-	-	147	-	-	30	-	12	-	-	-	-	-	-	-	-	-	343	-
NADO Flanders	NADO	NADOF	68	-	1	264	-	-	-	-	-	-	-	-	-	-	-	-	-	-	332	0.3%
Spain National Anti-Doping Agency	NADO	ESP-NADO	158	1	-	148	-	1	-	-	-	-	-	-	-	-	-	-	-	-	306	0.3%
Argentina National Anti-Doping Agency	NADO	ARG-CNAD	195	-	-	93	-	-	-	-	-	-	-	-	-	-	-	-	-	-	288	-
Anti-Doping Sweden	NADO	ADSE	189	-	2	94	-	-	-	-	-	-	-	-	-	-	-	-	-	-	283	0.7%
Sport Integrity Australia	NADO	SIA	61	-	-	184	-	-	-	-	36	-	-	-	-	-	-	-	-	-	281	-
Turkish Anti Doping Commission	NADO	TADC	76	-	-	162	1	-	-	-	-	-	-	-	-	-	-	-	-	-	238	-
HADA - Hellenic Antidoping Agency	NADO	EOKAN	214	-	-	18	-	-	-	-	-	-	-	-	-	-	-	-	-	-	232	-
I.R Iran National Anti-Doping Organization	NADO	IRI-NADO	211	-	1	4	-	-	-	-	-	-	-	-	-	-	-	-	-	-	215	0.5%
National Anti-Doping Agency Austria GmbH	NADO	NADA Austria	24	-	-	105	-	-	16	-	42	-	-	-	-	-	-	-	-	-	187	-
Finnish Center for Integrity in Sports	NADO	FINCIS	81	-	-	94	-	-	-	-	-	-	-	-	-	-	-	-	-	-	175	-
Canadian Centre for Ethics in Sport	NADO	CCES	59	-	-	98	-	-	-	-	13	-	-	-	-	-	-	-	-	-	170	-
Anti-Doping Norway	NADO	ADNO	143	-	1	21	-	1	-	-	2	-	-	-	-	-	-	-	-	-	166	1.2%
Peru National Anti-Doping Commission	NADO	CONAD PERU	157	-	-	-	-	-	-	-	-	-	-	-	-	-	-	-	-	-	157	-
International Olympic Committee	OTHER-CS	IOC	86	-	-	58	-	-	7	-	1	-	-	-	-	-	-	-	-	-	152	-
Slovenian Antidoping Organization	NADO	SLOADO	106	-	-	44	-	-	-	-	-	-	-	-	-	-	-	-	-	-	150	-
French Community of Belgium NADO	NADO	BEL-CFWB	67	-	-	60	-	-	11	-	10	-	-	-	-	-	-	-	-	-	148	-
Colombian NADO	NADO	COL-NADO	76	-	-	58	-	-	8	-	3	-	-	-	-	-	-	-	-	-	145	-
National Anti-doping Center of Ukraine	NADO	NADC Ukraine	32	-	-	107	-	-	-	-	-	-	-	-	-	-	-	-	-	-	139	-
Russian National Anti-Doping Organization	NADO	RUSADA	35	-	-	72	-	-	8	-	15	-	-	-	-	-	-	-	-	-	130	-
Anti-Doping Denmark	NADO	ADD	61	-	-	55	-	-	-	-	6	-	-	-	-	-	-	-	-	-	122	-
Egyptian National Anti-doping Organization	NADO	EGY-NADO																				

Table 34: ASOIF Sport - Football - continued

Testing Authority (TA)	TA Category	ADAMS Code	Urine						Blood						DBS		Total Samples	% AAF
			IC Samples	ATF	AAF	OOB Samples	ATF	AAF	IC Samples	ATF	AAF	OOB Samples	ATF	AAF	IC Samples	AAF		
Agency for Anti-Doping Control of Bosnia and Herzegovina	NADO	BIH-NADO	24	-	-	24	-	-	2	-	-	3	-	-	-	-	53	-
Costa Rica NADO	NADO	CRC-NADO	29	-	-	16	-	-	8	-	-	-	-	-	-	-	53	-
Drug Free Sport New Zealand	NADO	DFSNZ	38	-	-	13	-	-	-	-	-	-	-	-	-	-	51	-
Uruguay Anti-Doping	NADO	URU-NADO	49	-	-	-	-	-	-	-	-	-	-	-	-	-	49	-
Polish Anti-Doping Agency	NADO	POLADA	42	-	-	4	-	-	-	-	-	-	-	-	-	-	46	-
Israeli NADO	NADO	ISR-NADO	34	-	-	2	-	-	4	-	-	-	-	-	-	-	40	-
Jamaica Anti-Doping Commission	NADO	JADCO	-	-	-	32	8	-	-	-	6	-	-	-	-	-	38	-
Czech Anti-Doping Committee	NADO	CADC	36	-	-	-	-	-	-	-	-	-	-	-	-	-	36	-
Belarus National Anti-Doping Agency	NADO	BNADA	-	-	-	27	-	-	-	-	5	-	-	-	-	-	32	-
Indonesia Anti-Doping Organization	NADO	IADO	30	-	-	-	-	-	-	-	-	-	-	-	-	-	30	-
Anti-Doping Agency of Serbia	NADO	ADAS	8	-	-	18	-	-	-	-	-	-	-	-	-	-	26	-
Anti-Doping Agency of Kenya	NADO	ADAK	-	-	-	24	1	-	-	-	-	-	-	-	-	-	24	-
Armenian National Anti-Doping Organization	NADO	ARM-NADO	17	-	-	7	-	-	-	-	-	-	-	-	-	-	24	-
US Anti-Doping Agency	NADO	USADA	-	-	-	24	-	-	-	-	24	-	-	-	-	-	24	-
Cuban National Anti-Doping Agency	NADO	CUB-NADO	-	-	-	20	-	-	-	-	-	-	-	-	-	-	20	-
Hungarian Anti-Doping Agency	NADO	HUNADO	-	-	-	16	-	-	-	-	2	-	-	-	-	-	18	-
NADO-DG Eupen - Belgium	NADO	NADO-DG Eupen	4	-	-	12	-	-	-	-	2	-	-	-	-	-	18	-
South African Institute for Drug-Free Sport	NADO	SAIDS	-	-	-	17	-	-	-	-	-	-	-	-	-	-	17	-
Lesotho Ministry of Sport and Recreation	NADO	LES-NADO	17	-	-	-	-	-	-	-	-	-	-	-	-	-	17	-
Cyprus Anti-Doping Authority	NADO	CYADA	16	-	-	-	-	-	-	-	-	-	-	-	-	-	16	-
Monaco Anti-Doping Committee	NADO	CMA Monaco	-	-	-	12	1	-	-	-	2	-	-	-	-	-	14	-
National Anti Doping Agency -India	NADO	IND-NADO	8	-	-	6	-	-	-	-	-	-	-	-	-	-	14	-
Slovak Anti-Doping Agency	NADO	SADA	13	-	-	-	-	-	-	-	-	-	-	-	-	-	13	-
National Olympic and Sports Association of Iceland	NADO	ISL-NADO	8	-	-	5	-	-	-	-	-	-	-	-	-	-	13	-
Anti-Doping Commission of Malta	NADO	MLT-NADO	12	-	-	-	-	-	-	-	-	-	-	-	-	-	12	-
Estonian Center for Integrity in Sports	NADO	ESTCIS	12	-	-	-	-	-	-	-	-	-	-	-	-	-	12	-
Anti-Doping Bureau of Latvia	NADO	LAT-NADO	12	-	-	-	-	-	-	-	-	-	-	-	-	-	12	-
Anti-Doping Commission, Chinese Taipei Olympic Committee	NADO	CTADA	8	-	1	1	-	-	-	-	-	-	-	-	-	-	9	11.1%
Luxembourg NADO	NADO	ALAD	4	-	-	2	-	-	-	-	-	-	-	-	-	-	6	-
National Commission for the Fight against Doping - Mali	NADO	MLI-NADO	-	-	-	5	-	-	-	-	-	-	-	-	-	-	5	-
National Anti-Doping Agency of Tunisia	NADO	ANAD	4	-	-	-	-	-	-	-	-	-	-	-	-	-	4	-
Guatemala NADO	NADO	GUA-OAD	-	-	-	4	4	-	-	-	-	-	-	-	-	-	4	-
Botswana National Olympic Committee	NADO	BOT-OC	-	-	-	4	-	-	-	-	-	-	-	-	-	-	4	-
Kuwait Anti-Doping Agency	NADO	KUW-NADO	4	-	-	-	-	-	-	-	-	-	-	-	-	-	4	-
San Marino Standing Committee on Anti-Doping	NADO	SMR-NADO	4	-	-	-	-	-	-	-	-	-	-	-	-	-	4	-
Guinea-Bissau Olympic Committee	NADO	GUB-NOC	-	-	-	3	-	-	-	-	-	-	-	-	-	-	3	-
Palestine Anti-doping Committee	NADO	PAL-NADO	-	-	-	2	-	-	-	-	-	-	-	-	-	-	2	-
National Anti-Doping Committee of Togo	NADO	TOG-NOC	-	-	-	2	-	-	-	-	-	-	-	-	-	-	2	-
National Anti-Doping Organization Center of Kyrgyz Republic	NADO	NADC-KG	-	-	-	2	-	-	-	-	-	-	-	-	-	-	2	-
Andorra National Anti-Doping Commission	NADO	AGAD	-	-	-	2	-	-	-	-	-	-	-	-	-	-	2	-
National Olympic Committee of the Republic of Tajikistan	NADO	TJK-NADO	-	-	-	2	1	-	-	-	-	-	-	-	-	-	2	50.0%
National Anti-Doping Agency of Uzbekistan	NADO	UZNADA	-	-	-	2	-	-	-	-	-	-	-	-	-	-	2	-
Seychelles Anti-Doping Commission	NADO	SEY-NADO	-	-	-	2	-	-	-	-	-	-	-	-	-	-	2	-
Burkina Faso Anti-Doping Organization	NADO	BUR-NADO	-	-	-	2	-	-	-	-	-	-	-	-	-	-	2	-
Madagascar Olympic Committee	NADO	MAD-NOC	-	-	-	2	-	-	-	-	-	-	-	-	-	-	2	-
National Anti-Doping Agency of Turkmenistan	NADO	TKM-NADO	-	-	-	2	-	-	-	-	-	-	-	-	-	-	2	-
National Anti-Doping Agency of Uganda	NADO	UGA-NADO	-	-	-	1	-	-	-	-	-	-	-	-	-	-	1	-
Bahrain Anti-Doping Committee	NADO	BRN-NADO	-	-	-	1	-	-	-	-	-	-	-	-	-	-	1	-
			18134	15	58	11406	17	10	669	-	1431	-	-	31	-	31671		

Table 35: ASOIF Sport - Golf

Testing Authority (TA)	TA Category	ADAMS Code	Urine						Blood						DBS		Total Samples	% AAF
			IC Samples	ATF	AAF	OOB Samples	ATF	AAF	IC Samples	ATF	AAF	OOB Samples	ATF	AAF	IC Samples	AAF		
International Golf Federation	ASOIF	IGF	74	-	-	58	-	2	-	-	3	-	-	-	-	135	1.5%	
China Anti-Doping Agency	NADO	CHINADA	16	-	-	61	-	-	-	-	4	-	-	4	-	85	-	
Japan Anti-Doping Agency	NADO	JADA	24	-	-	18	-	-	-	-	-	-	-	-	42	-		
German National Anti-Doping Agency	NADO	NADA	16	-	-	17	-	-	-	-	2	-	-	-	35	-		
Spain National Anti-Doping Agency	NADO	ESP-NADO	31	-	1	-	-	-	-	-	-	-	-	-	31	3.2%		
Portugal Anti-Doping Agency	NADO	ADoP	30	-	-	-	-	-	-	-	-	-	-	-	30	-		
French Anti-Doping Agency	NADO	AFLD-NADO	12	-	-	16	-	-	-	-	-	-	-	-	28	-		
Italian National Anti-Doping Agency	NADO	NADO ITALIA	13	-	-	10	-	-	-	-	1	-	-	-	24	-		
Korea Anti-Doping Agency	NADO	KADA	7	-	-	12	-	-	1	-	2	-	-	-	22	-		
International Olympic Committee	OTHER-CS	IOC	15	-	-	7	-	-	-	-	-	-	-	-	22	-		
Anti-Doping Sweden	NADO	ADSE	9	-	-	4	-	-	-	-	-	-	-	-	13	-		
NADO Flanders	NADO	NADOF	12	-	-	-	-	-	-	-	-	-	-	-	12	-		
Russian National Anti-Doping Organization	NADO	RUSADA	6	-	-	5	-	1	-	-	-	-	-	-	11	9.1%		
Anti-Doping Denmark	NADO	ADD	8	-	-	2	-	-	-	-	-	-	-	-	10	-		
National Anti-Doping Agency Austria GmbH	NADO	NADA Austria	-	-	-	9	-	-	-	-	-	-	-	-	9	-		
Finnish Center for Integrity in Sports	NADO	FINCIS	6	-	-	3	-	-	-	-	-	-	-	-	9	-		
US Anti-Doping Agency	NADO	USADA	-	-	-	9	-	2	-	-	-	-	-	-	9	22.2%		
Anti-Doping Norway	NADO	ADNO	4	-	1	2	-	-	-	-	-	-	-	-	6	16.7%		
Drug Free Sport New Zealand	NADO	DFSNZ	4	-	-	1	-	-	-	-	-	-	-	-	5	-		
Czech Anti-Doping Committee	NADO	CADC	4	-	-	-	-	-	-	-	-	-	-	-	4	-		
Sport Ireland	NADO	SI	4	-	-	-	-	-	-	-	-	-	-	-	4	-		
Canadian Centre for Ethics in Sport	NADO	CCES	-	-	-	4	-	-	-	-	-	-	-	-	4	-		
Mexican National Anti-Doping Committee	NADO	MEX-NADO	1	-	-	2	-	-	-	-	-	-	-	-	3	-		
National Anti Doping Agency -India	NADO	IND-NADO	-	-	-	3	-	-	-	-	-	-	-	-	3	-		
Sport Integrity Australia	NADO	SIA	-	-	-	2	-	-	-	-	-	-	-	-	2	-		
Qatar Antidoping Commission	NADO	QADC	-	-	-	1	-	-	-	1	-	-	-	-	2	-		
Doping Authority Netherlands	NADO	DAN	-	-	-	2	-	-	-	-	-	-	-	-	2	-		
Turkish Anti Doping Commission	NADO	TADC	2	-	-	-	-	-	-	-	-	-	-	-	2	-		
Anti-Doping Commission, Chinese Taipei Olympic Committee	NADO	CTADA	2	-	-	-	-	-	-	-	-	-	-	-	2	-		
Colombian NADO	NADO	COL-NADO	-	-	-	2	-	-	-	-	-	-	-	-	2	-		
Anti-Doping Paraguay	NADO	PAR-NADO	-	-	-	1	-	-	-	-	-	-	-	-	1	-		
Swiss Sport Integrity	NADO	SSI	-	-	-	1	-	-	-	-	-	-	-	-	1	-		
Morocco Anti-Doping Agency	NADO	AMAD	-	-	-	1	-	-	-	-	-	-	-	-	1	-		
			300	-	2	253	-	5	1	-	13	-	-	4	-	571		

Table 36: ASOIF Sport - Gymnastics

Testing Authority (TA)	TA Category	ADAMS Code	Urine						Blood						DBS		Total Samples	% AAF	
			IC			OOC			IC			OOC			IC	OOC			
			Samples	ATF	AAF	Samples	ATF	AAF	Samples	ATF	AAF	Samples	ATF	AAF	Samples	AAF	AAF		
International Gymnastics Federation	ASOIF	FIG	401	5	3	263	-	1	44	-	-	16	-	-	-	-	724	0.6%	
China Anti-Doping Agency	NADO	CHINADA	85	-	-	400	1	-	-	-	-	59	-	-	-	23	567	-	
Russian National Anti-Doping Organization	NADO	RUSADA	55	-	-	157	-	1	-	-	-	-	-	-	-	-	212	0.5%	
German National Anti-Doping Agency	NADO	NADA	15	-	-	157	-	-	-	-	-	18	-	-	-	-	190	-	
Japan Anti-Doping Agency	NADO	JADA	35	-	-	134	-	-	-	-	-	1	-	-	-	-	170	-	
International Olympic Committee	OTHER-CS	IOC	116	-	1	36	-	-	8	-	-	4	-	-	-	-	164	0.6%	
US Anti-Doping Agency	NADO	USADA	38	-	-	111	-	-	-	-	-	-	-	-	-	-	149	-	
Belarus National Anti-Doping Agency	NADO	BNADA	3	-	-	97	1	-	-	-	-	5	-	-	-	-	105	-	
French Anti-Doping Agency	NADO	AFLD-NADO	59	-	-	42	-	-	-	-	-	-	-	-	-	-	101	-	
Italian National Anti-Doping Agency	NADO	NADO ITALIA	27	-	-	60	-	-	-	-	-	5	-	-	-	-	92	-	
Swiss Sport Integrity	NADO	SSI	18	-	-	61	-	-	-	-	-	-	-	-	-	-	79	-	
Korea Anti-Doping Agency	NADO	KADA	24	-	-	42	-	-	3	-	-	6	-	-	-	-	75	-	
Romanian National Anti-Doping Agency	NADO	ANAD-Romania	28	-	1	37	-	-	-	-	-	6	-	-	-	-	71	1.4%	
Braslian Authority on Anti-Doping Control	NADO	ABCD	-	-	-	42	-	-	-	-	-	21	-	-	-	-	63	-	
Kazakhstan National Anti-Doping Centre	NADO	KAZ-NADO	25	-	-	35	-	-	-	-	-	-	-	-	-	-	60	-	
National Anti-doping Center of Ukraine	NADO	NADC Ukraine	23	-	1	34	1	-	-	-	-	-	-	-	-	-	57	1.8%	
UK Anti-Doping	NADO	UKAD	-	-	-	45	-	-	-	-	-	6	-	-	-	-	51	-	
Doping Authority Netherlands	NADO	DAN	4	-	-	38	-	-	-	-	-	-	-	-	-	-	42	-	
Bulgarian Anti-doping Center	NADO	BUL-NADO	9	-	-	28	-	-	-	-	-	2	-	-	-	-	39	-	
Spain National Anti-Doping Agency	NADO	ESP-NADO	6	-	-	32	-	-	-	-	-	-	-	-	-	-	38	-	
Egyptian National Anti-doping Organization	NADO	EGY-NADO	-	-	-	38	-	-	-	-	-	-	-	-	-	-	38	-	
Mexican National Anti-Doping Committee	NADO	MEX-NADO	-	-	-	38	-	-	-	-	-	-	-	-	-	-	38	-	
NADO Flanders	NADO	NADOF	18	-	-	18	-	-	-	-	-	-	-	-	-	-	36	-	
Finnish Center for Integrity in Sports	NADO	FINCIS	10	-	-	23	-	-	-	-	-	-	-	-	-	-	33	-	
Sport Integrity Australia	NADO	SIA	12	-	-	19	-	-	-	-	-	-	-	-	-	-	31	-	
National Anti-Doping Agency Austria GmbH	NADO	NADA Austria	12	-	-	15	-	-	-	-	-	2	-	-	-	-	29	-	
Canadian Centre for Ethics in Sport	NADO	CCES	-	-	-	27	-	-	-	-	-	-	-	-	-	-	27	-	
Croatian Institute of Public Health	NADO	CIPH	6	-	-	18	-	-	-	-	-	2	-	-	-	-	26	-	
Portugal Anti-Doping Agency	NADO	ADoP	23	-	1	1	-	-	-	-	-	-	-	-	-	-	24	4.2%	
Anti-Doping Commission, Chinese Taipei Olympic Committee	NADO	CTADA	10	-	-	10	-	-	-	-	-	2	-	-	-	-	22	-	
Argentina National Anti-Doping Agency	NADO	ARG-CNAD	20	-	-	2	-	1	-	-	-	-	-	-	-	-	22	4.5%	
Azerbaijan National Anti-Doping Agency	NADO	AMADA	-	-	-	22	-	-	-	-	-	-	-	-	-	-	22	-	
Anti-Doping Norway	NADO	ADNO	-	-	-	16	-	-	-	-	-	-	-	-	-	-	16	-	
Pan American Sports Organization	OTHER-CS	PASO	14	-	1	2	-	-	-	-	-	-	-	-	-	-	16	6.3%	
National Anti Doping Agency -India	NADO	IND-NADO	-	-	-	12	-	-	-	-	-	3	-	-	-	-	15	-	
Cuban National Anti-Doping Agency	NADO	CUB-NADO	-	-	-	14	-	-	-	-	-	-	-	-	-	-	14	-	
Czech Anti-Doping Committee	NADO	CADC	10	-	-	3	-	-	-	-	-	-	-	-	-	-	13	-	
Turkish Anti Doping Commission	NADO	TADC	8	-	1	5	-	-	-	-	-	-	-	-	-	-	13	7.7%	
Anti-Doping Denmark	NADO	ADD	8	-	2	4	-	-	-	-	-	-	-	-	-	-	12	16.7%	
Indonesia Anti-Doping Organization	NADO	IADO	11	-	-	-	-	-	-	-	-	-	-	-	-	-	11	-	
Israeli NADO	NADO	ISR-NADO	-	-	-	10	-	-	-	-	-	1	-	-	-	-	11	-	
Hungarian Anti-Doping Agency	NADO	HUNADO	-	-	-	9	-	-	-	-	-	1	-	-	-	-	10	-	
National Anti-Doping Agency of Uzbekistan	NADO	UZNADA	-	-	-	7	-	-	-	-	-	-	-	-	-	-	7	-	
Anti-Doping Bureau of Latvia	NADO	LAT-NADO	2	-	-	5	-	-	-	-	-	-	-	-	-	-	7	-	
Sport Ireland	NADO	SI	-	-	-	6	-	-	-	-	-	1	-	-	-	-	7	-	
Lithuanian Anti-Doping Agency	NADO	LTU-NADO	-	-	-	5	1	-	-	-	-	2	-	-	-	-	7	-	
Hong Kong Anti-Doping Committee	NADO	HKG-ADC	-	-	-	7	-	-	-	-	-	-	-	-	-	-	7	-	
Vietnam Anti-Doping & Sports Medicine Agency	NADO	VADA	-	-	-	7	-	-	-	-	-	-	-	-	-	-	7	-	
Lesotho Ministry of Sport and Recreation	NADO	LES-NADO	6	-	-	-	-	-	-	-	-	-	-	-	-	-	6	-	
Anti-Doping Sweden	NADO	ADSE	4	-	-	2	-	-	-	-	-	-	-	-	-	-	6	-	
Qatar Antidoping Commission	NADO	QADC	2	-	-	3	-	-	-	-	-	1	-	-	-	-	6	-	
Monaco Anti-Doping Committee	NADO	CMA Monaco	-	-	-	4	-	-	-	-	-	1	-	-	-	-	5	-	
Jamaica Anti-Doping Commission	NADO	JADCO	-	-	-	3	-	-	-	-	-	2	-	-	-	-	5	-	
Polish Anti-Doping Agency	NADO	POLADA	3	-	-	2	-	-	-	-	-	-	-	-	-	-	5	-	
Anti-Doping Agency of Panama	NADO	PAN-NADO	-	-	-	5	-	-	-	-	-	-	-	-	-	-	5	-	
Georgian Anti-Doping Agency	NADO	GEO-NADO	-	-	-	4	-	-	-	-	-	-	-	-	-	-	4	-	
Drug Free Sport New Zealand	NADO	DFSNZ	-	-	-	4	-	-	-	-	-	-	-	-	-	-	4	-	
Costa Rica NADO	NADO	CRC-NADO	-	-	-	3	-	-	-	-	-	-	-	-	-	-	3	-	
Slovenian Antidoping Organization	NADO	SLOADO	-	-	-	3	-	-	-	-	-	-	-	-	-	-	3	-	
Anti-Doping Agency of Malaysia	NADO	ADAMAS	-	-	-	3	-	-	-	-	-	-	-	-	-	-	3	-	
Slovak Anti-Doping Agency	NADO	SADA	-	-	-	3	-	-	-	-	-	-	-	-	-	-	3	-	
Colombian NADO	NADO	COL-NADO	-	-	-	2	-	-	-	-	-	-	-	-	-	-	2	-	
Mongolian National Anti-Doping Organization	NADO	MGL-NADO	-	-	-	2	-	-	-	-	-	-	-	-	-	-	2	-	
South African Institute for Drug-Free Sport	NADO	SAIDS	-	-	-	2	-	-	-	-	-	-	-	-	-	-	2	-	
Peru National Anti-Doping Commission	NADO	CONAD PERU	-	-	-	1	-	-	-	-	-	-	-	-	-	-	1	-	
National Antidoping Agency of the Republic of Moldova	NADO	NADO Moldova	-	-	-	1	-	-	-	-	-	-	-	-	-	-	1	-	
Anti-Doping Agency of Bangladesh	NADO	BAN-NADO	1	-	1	-	-	-	-	-	-	-	-	-	-	-	1	100.0%	
Anti-Doping Singapore	NADO	ADS	-	-	-	-	-	-	-	-	-	1	-	-	-	-	1	-	
Chilean National Anti-Doping Commission	NADO	CHI-NADO	-	-	-	1	-	-	-	-	-	-	-	-	-	-	1	-	
Nigerian National Anti-Doping Committee	NADO	NGR-NADO	-	-	-	1	-	-	-	-	-	-	-	-	-	-	1	-	
Estonian Center for Integrity in Sports	NADO	ESTCIS	1	-	-	-	-	-	-	-	-	-	-	-	-	-	1	-	
			1152	5	12	2243	4	3	55	-	-	168	-	-	-	23	-	3641	

Table 37: ASOIF Sport - Handball

Testing Authority (TA)	TA Category	ADAMS Code	Urine						Blood						DBS						Total Samples	% AAF
			IC			OOC			IC			OOC			IC			OOC				
			Samples	ATF	AAF	Samples	ATF	AAF	Samples	ATF	AAF	Samples	ATF	AAF	Samples	AAF	Samples	AAF	Samples	AAF		
International Handball Federation	ASOIF	IHF	369	-	1	294	-	-	12	-	-	7	-	-	-	-	-	-	682	0.1%		
German National Anti-Doping Agency	NADO	NADA	132	-	-	252	-	-	-	-	-	70	-	-	-	-	-	-	454	-		
French Anti-Doping Agency	NADO	AFLD-NADO	54	-	-	317	1	-	-	-	-	31	-	-	-	-	-	-	402	-		
Romanian National Anti-Doping Agency	NADO	ANAD-Romania	96	-	2	123	-	1	12	-	-	16	-	-	-	-	-	-	247	1.2%		
Anti-Doping Sweden	NADO	ADSE	95	-	1	79	-	-	-	-	-	-	-	-	-	-	-	-	174	0.6%		
China Anti-Doping Agency	NADO	CHINADA	20	-	-	105	-	-	-	-	-	-	-	-	-	-	-	-	125	-		
International Olympic Committee	OTHER-CS	IOC	57	-	-	50	-	-	5	-	-	8	-	-	-	-	-	-	120	-		
National Anti-Doping Agency Austria GmbH	NADO	NADA Austria	8	-	1	80	-	-	-	-	-	24	-	-	-	-	-	-	112	0.9%		
Anti-Doping Denmark	NADO	ADD	29	-	-	46	-	-	-	-	-	6	-	-	-	-	-	-	81	-		
Finnish Center for Integrity in Sports	NADO	FINCIS	37	-	-	39	-	-	-	-	-	-	-	-	-	-	-	-	76	-		
Spain National Anti-Doping Agency	NADO	ESP-NADO	44	-	-	30	-	-	-	-	-	-	-	-	-	-	-	-	74	-		
Swiss Sport Integrity	NADO	SSI	44	-	-	17	-	-	-	-	-	11	-	-	-	-	-	-	72	-		
Egyptian National Anti-doping Organization	NADO	EGY-NADO	-	-	-	70	1	-	-	-	-	-	-	-	-	-	-	-	70	-		
Saudi Arabian Antidoping Committee	NADO	KSA-NADO	69	-	1	-	-	-	-	-	-	-	-	-	-	-	-	-	69	1.4%		
Hungarian Anti-Doping Agency	NADO	HUNADO	-	-	-	45	-	-	-	-	-	10	-	-	-	-	-	-	55	-		
Anti-Doping Norway	NADO	ADNO	15	-	-	33	-	1	1	-	-	1	-	-	-	-	-	-	50	2.0%		
Turkish Anti Doping Commission	NADO	TADC	48	-	-	-	-	-	-	-	-	-	-	-	-	-	-	-	48	-		
Japan Anti-Doping Agency	NADO	JADA	12	-	-	36	-	-	-	-	-	-	-	-	-	-	-	-	48	-		
Qatar Antidoping Commission	NADO	QADC	14	-	3	22	-	-	-	-	-	8	-	-	-	-	-	-	44	6.8%		
Slovenian Antidoping Organization	NADO	SLOADO	20	-	-	24	-	1	-	-	-	-	-	-	-	-	-	-	44	2.3%		
Croatian Institute of Public Health	NADO	CIPH	18	-	-	20	-	-	-	-	-	4	-	-	-	-	-	-	42	-		
Polish Anti-Doping Agency	NADO	POLADA	38	-	-	4	-	-	-	-	-	-	-	-	-	-	-	-	42	-		
Korea Anti-Doping Agency	NADO	KADA	11	-	-	21	-	-	3	-	-	4	-	-	-	-	-	-	39	-		
Italian National Anti-Doping Agency	NADO	NADO ITALIA	20	-	-	13	-	-	-	-	-	4	-	-	-	-	-	-	37	-		
Mexican National Anti-Doping Committee	NADO	MEX-NADO	-	-	-	35	-	-	-	-	-	-	-	-	-	-	-	-	35	-		
Russian National Anti-Doping Organization	NADO	RUSADA	-	-	-	34	-	-	-	-	-	-	-	-	-	-	-	-	34	-		
Azerbaijan National Anti-Doping Agency	NADO	AMADA	-	-	-	26	-	-	-	-	-	4	-	-	-	-	-	-	30	-		
United Arab Emirates National Anti-doping Committee	NADO	UAE-NADO	20	-	-	6	-	-	-	-	-	-	-	-	-	-	-	-	26	-		
Anti-Doping Agency of Serbia	NADO	ADAS	10	-	-	15	-	-	-	-	-	-	-	-	-	-	-	-	25	-		
Indonesia Anti-Doping Organization	NADO	IADO	24	-	-	-	-	-	-	-	-	-	-	-	-	-	-	-	24	-		
Czech Anti-Doping Committee	NADO	CADC	24	-	-	-	-	-	-	-	-	-	-	-	-	-	-	-	24	-		
Cuban National Anti-Doping Agency	NADO	CUB-NADO	-	-	-	22	-	-	-	-	-	-	-	-	-	-	-	-	22	-		
Doping Authority Netherlands	NADO	DAN	-	-	-	22	-	-	-	-	-	-	-	-	-	-	-	-	22	-		
Agency for Anti-Doping Control of Bosnia and Herzegovina	NADO	BIH-NADO	8	-	-	12	-	-	-	-	-	2	-	-	-	-	-	-	22	-		
Argentina National Anti-Doping Agency	NADO	ARG-CNAD	-	-	-	21	-	-	-	-	-	-	-	-	-	-	-	-	21	-		
Bulgarian Anti-doping Center	NADO	BUL-NADO	16	-	1	-	-	-	2	-	-	-	-	-	-	-	-	-	18	5.6%		
Portugal Anti-Doping Agency	NADO	AdoP	-	-	-	18	-	-	-	-	-	-	-	-	-	-	-	-	18	-		
Anti-Doping Agency of Kenya	NADO	ADAK	10	-	-	8	1	-	-	-	-	-	-	-	-	-	-	-	18	-		
I.R Iran National Anti-Doping Organization	NADO	IRI-NADO	14	-	-	-	-	-	-	-	-	-	-	-	-	-	-	-	14	-		
Belarus National Anti-Doping Agency	NADO	BNADA	4	-	-	8	-	-	-	-	-	2	-	-	-	-	-	-	14	-		
National Olympic and Sports Association of Iceland	NADO	ISL-NADO	6	-	-	8	-	-	-	-	-	-	-	-	-	-	-	-	14	-		
Morocco Anti-Doping Agency	NADO	AMAD	8	-	-	6	-	-	-	-	-	-	-	-	-	-	-	-	14	-		
Kazakhstan National Anti-Doping Centre	NADO	KAZ-NADO	-	-	-	13	-	-	-	-	-	-	-	-	-	-	-	-	13	-		
Anti-Doping Bureau of Latvia	NADO	LAT-NADO	12	-	1	-	-	-	-	-	-	-	-	-	-	-	-	-	12	8.3%		
Slovak Anti-Doping Agency	NADO	SADA	4	-	-	4	-	-	2	-	-	-	-	-	-	-	-	-	10	-		
National Anti Doping Agency -India	NADO	IND-NADO	-	-	-	10	-	-	-	-	-	-	-	-	-	-	-	-	10	-		
Luxembourg NADO	NADO	ALAD	8	-	-	2	-	-	-	-	-	-	-	-	-	-	-	-	10	-		
HADA - Hellenic Antidoping Agency	NADO	EOKAN	8	-	-	-	-	-	-	-	-	-	-	-	-	-	-	-	8	-		
National Anti-Doping Agency of Tunisia	NADO	ANAD	8	-	-	-	-	-	-	-	-	-	-	-	-	-	-	-	8	-		
National Anti-Doping Commission of Macedonia	NADO	MKD-NADO	8	-	-	-	-	-	-	-	-	-	-	-	-	-	-	-	8	-		
Monaco Anti-Doping Committee	NADO	CMA Monaco	-	-	-	7	-	-	-	-	-	1	-	-	-	-	-	-	8	-		
Israeli NADO	NADO	ISR-NADO	7	-	-	-	-	-	-	-	-	-	-	-	-	-	-	-	7	-		
Anti-Doping Commission of Malta	NADO	MLT-NADO	6	-	-	-	-	-	-	-	-	-	-	-	-	-	-	-	6	-		
National Olympic Committee of Angola	NADO	ANG-NOC	-	-	-	5	-	-	-	-	-	-	-	-	-	-	-	-	5	-		
National Anti-Doping Agency of Uzbekistan	NADO	UZNADA	-	-	-	4	-	-	-	-	-	-	-	-	-	-	-	-	4	-		
Pan American Sports Organization	OTHER-CS	PASO	4	-	-	-	-	-	-	-	-	-	-	-	-	-	-	-	4	-		
Nigerian National Anti-Doping Committee	NADO	NGR-NADO	4	-	-	-	-	-	-	-	-	-	-	-	-	-	-	-	4	-		
NADO Flanders	NADO	NADOF	4	-	-	-	-	-	-	-	-	-	-	-	-	-	-	-	4	-		
National Anti-doping Center of Ukraine	NADO	NADC Ukraine	-	-	-	4	-	-	-	-	-	-	-	-	-	-	-	-	4	-		
Estonian Center for Integrity in Sports	NADO	ESTCIS	4	-	-	-	-	-	-	-	-	-	-	-	-	-	-	-	4	-		
Colombian NADO	NADO	COL-NADO	4	-	-	-	-	-	-	-	-	-	-	-	-	-	-	-	4	-		
Anti-Doping Commission of Montenegro	NADO	MNE-NADO	-	-	-	3	-	-	-	-	-	-	-	-	-	-	-	-	3	-		
National Anti-Doping Organization of Cape Verde	NADO	ONAD-CV	-	-	-	3	-	-	-	-	-	-	-	-	-	-	-	-	3	-		
Bahrain Anti-Doping Committee	NADO	BRN-NADO	-	-	-	3	-	-	-	-	-	-	-	-	-	-	-	-	3	-		
National Commission for the Fight against Doping - Mali	NADO	MLI-NADO	-	-	-	2	-	-	-	-	-	-	-	-	-	-	-	-	2	-		
Chilean National Anti-Doping Commission	NADO	CHI-NADO	-	-	-	1	-	-	-	-	-	-	-	-	-	-	-	-	1	-		
			1475	-	11	2022	3	3	37	-	-	213	-	-	-	-	-	-	3747			

Table 38: ASOIF Sport - Judo

Testing Authority (TA)	TA Category	ADAMS Code	Urine						Blood						DBS				Total Samples	% AAF
			IC			OOC			IC			OOC			IC		OOC			
			Samples	ATF	AAF	Samples	ATF	AAF	Samples	ATF	AAF	Samples	ATF	AAF	Samples	AAF	Samples	AAF		
China Anti-Doping Agency	NADO	CHINADA	101	-	-	448	2	1	-	-	-	30	-	-	-	-	6	-	585	0.2%
International Judo Federation	ASOIF	IJF	328	1	6	223	-	-	-	-	-	22	-	-	-	-	-	-	573	1.0%
Russian National Anti-Doping Organization	NADO	RUSADA	52	-	-	205	-	-	-	-	-	5	-	-	-	-	-	-	262	-
Japan Anti-Doping Agency	NADO	JADA	51	-	-	151	-	-	-	-	-	22	-	-	-	-	-	-	224	-
German National Anti-Doping Agency	NADO	NADA	51	-	2	152	-	-	4	-	-	15	-	-	-	-	-	-	222	0.9%
Azerbaijan National Anti-Doping Agency	NADO	AMADA	89	2	-	67	-	-	7	-	-	6	-	-	-	-	-	-	169	-
International Olympic Committee	OTHER-CS	IOC	105	-	-	63	-	-	8	-	-	3	-	-	-	-	-	-	169	-
French Anti-Doping Agency	NADO	AFLD-NADO	32	-	-	105	-	-	-	-	-	13	-	-	-	-	-	-	150	-
Kazakhstan National Anti-Doping Centre	NADO	KAZ-NADO	-	-	-	103	-	-	-	-	-	-	-	-	-	-	-	-	103	-
Doping Authority Netherlands	NADO	DAN	17	-	-	76	-	-	-	-	-	-	-	-	-	-	-	-	93	-
Belarus National Anti-Doping Agency	NADO	BNADA	6	-	-	69	-	-	-	-	-	9	-	-	-	-	-	-	84	-
Braslian Authority on Anti-Doping Control	NADO	ABCD	14	-	-	62	-	-	-	-	-	2	-	-	-	-	-	-	78	-
Korea Anti-Doping Agency	NADO	KADA	17	-	-	39	-	-	4	-	-	9	-	-	-	-	-	-	69	-
US Anti-Doping Agency	NADO	USADA	29	-	1	38	-	-	7	-	-	-	-	-	-	-	-	-	67	1.5%
Romanian National Anti-Doping Agency	NADO	ANAD-Romania	22	-	2	35	1	-	-	-	-	10	-	-	-	-	-	-	67	3.0%
Italian National Anti-Doping Agency	NADO	NADO ITALIA	24	-	-	36	-	-	-	-	-	6	-	-	-	-	-	-	66	-
Georgian Anti-Doping Agency	NADO	GEO-NADO	14	-	-	40	-	-	-	-	-	10	-	-	-	-	-	-	64	-
Egyptian National Anti-doping Organization	NADO	EGY-NADO	-	-	-	59	-	1	-	-	-	1	-	-	-	-	-	-	60	1.7%
Hungarian Anti-Doping Agency	NADO	HUNADO	2	-	-	34	-	-	-	-	-	13	-	-	-	-	-	-	49	-
National Anti-Doping Agency of Uzbekistan	NADO	UZNADA	10	-	1	36	-	1	-	-	-	-	-	-	-	-	-	-	46	4.3%
National Anti-doping Center of Ukraine	NADO	NADC Ukraine	15	-	1	30	-	-	-	-	-	-	-	-	-	-	-	-	45	2.2%
National Anti-Doping Agency Austria GmbH	NADO	NADA Austria	4	-	-	34	-	-	-	-	-	7	-	-	-	-	-	-	45	-
Cuban National Anti-Doping Agency	NADO	CUB-NADO	-	-	-	35	-	-	-	-	-	9	-	-	-	-	-	-	44	-
Bulgarian Anti-doping Center	NADO	BUL-NADO	22	-	1	15	-	-	-	-	-	4	-	-	-	-	-	-	41	2.4%
Mongolian National Anti-Doping Organization	NADO	MGL-NADO	1	-	-	40	-	1	-	-	-	-	-	-	-	-	-	-	41	2.4%
Polish Anti-Doping Agency	NADO	POLADA	7	-	1	31	-	-	-	-	-	2	-	-	-	-	-	-	40	2.5%
Pan American Sports Organization	OTHER-CS	PASO	29	-	-	6	-	-	-	-	-	4	-	-	-	-	-	-	39	-
French Community of Belgium NADO	NADO	BEL-CFWB	6	-	-	27	-	-	1	-	-	5	-	-	-	-	-	-	39	-
UK Anti-Doping	NADO	UKAD	6	-	-	22	-	-	-	-	-	4	-	-	-	-	-	-	32	-
National Anti-Doping Agency of Tunisia	NADO	ANAD	9	-	-	18	-	-	-	-	-	3	-	-	-	-	-	-	30	-
Canadian Centre for Ethics in Sport	NADO	CCES	-	-	-	26	-	-	-	-	-	2	-	-	-	-	-	-	28	-
NADO Flanders	NADO	NADOF	12	-	-	16	-	-	-	-	-	-	-	-	-	-	-	-	28	-
National Anti Doping Agency -India	NADO	IND-NADO	24	-	-	2	-	-	-	-	-	-	-	-	-	-	-	-	26	-
Agency for Anti-Doping Control of Bosnia and Herzegovina	NADO	BIH-NADO	10	-	-	10	-	-	4	-	-	-	-	-	-	-	-	-	24	-
Anti-Doping Commission, Chinese Taipei Olympic Committee	NADO	CTADA	18	-	-	4	-	-	2	-	-	-	-	-	-	-	-	-	24	-
Sport Integrity Australia	NADO	SIA	6	-	-	16	-	-	-	-	-	1	-	-	-	-	-	-	23	-
Peru National Anti-Doping Commission	NADO	CONAD PERU	10	-	-	12	-	-	-	-	-	-	-	-	-	-	-	-	22	-
Finnish Center for Integrity in Sports	NADO	FINCIS	12	-	-	8	-	-	-	-	-	-	-	-	-	-	-	-	20	-
Mexican National Anti-Doping Committee	NADO	MEX-NADO	-	-	-	20	-	-	-	-	-	-	-	-	-	-	-	-	20	-
Turkish Anti Doping Commission	NADO	TADC	-	-	-	19	-	-	-	-	-	1	-	-	-	-	-	-	20	-
Swiss Sport Integrity	NADO	SSI	4	-	-	12	-	-	-	-	-	4	-	-	-	-	-	-	20	-
Anti-Doping Agency of Serbia	NADO	ADAS	7	-	1	12	-	-	-	-	-	-	-	-	-	-	-	-	19	5.3%
Israeli NADO	NADO	ISR-NADO	5	-	-	11	-	-	-	-	-	2	-	-	-	-	-	-	18	-
Spain National Anti-Doping Agency	NADO	ESP-NADO	-	-	-	18	-	-	-	-	-	-	-	-	-	-	-	-	18	-
Saudi Arabian Antidoping Committee	NADO	KSA-NADO	14	-	-	3	-	-	-	-	-	-	-	-	-	-	-	-	17	-
Morocco Anti-Doping Agency	NADO	AMAD	-	-	-	17	-	-	-	-	-	-	-	-	-	-	-	-	17	-
Chilean National Anti-Doping Commission	NADO	CHI-NADO	16	-	-	1	-	-	-	-	-	-	-	-	-	-	-	-	17	-
Colombian NADO	NADO	COL-NADO	-	-	-	12	-	-	-	-	-	5	-	-	-	-	-	-	17	-
International Military Sports Council	OTHER-CS	CISM	9	-	-	5	-	-	1	-	-	1	-	-	-	-	-	-	16	-
Croatian Institute of Public Health	NADO	CIPH	6	-	-	8	-	-	-	-	-	2	-	-	-	-	-	-	16	-
Slovenian Antidoping Organization	NADO	SLOADO	-	-	-	15	-	-	-	-	-	-	-	-	-	-	-	-	15	-
Sport Ireland	NADO	SI	-	-	-	13	-	-	-	-	-	1	-	-	-	-	-	-	14	-
Anti-Doping Bureau of Latvia	NADO	LAT-NADO	2	-	-	11	-	-	-	-	-	1	-	-	-	-	-	-	14	-
Anti-Doping Agency of Panama	NADO	PAN-NADO	-	-	-	13	-	-	-	-	-	-	-	-	-	-	-	-	13	-
Ecuador NADO	NADO	ECU-NADO	11	-	-	-	-	-	-	-	-	-	-	-	-	-	-	-	11	-
Anti-Doping Denmark	NADO	ADD	-	-	-	10	-	-	-	-	-	-	-	-	-	-	-	-	10	-
Portugal Anti-Doping Agency	NADO	ADoP	-	-	-	10	-	-	-	-	-	-	-	-	-	-	-	-	10	-
Anti-Doping Norway	NADO	ADNO	2	-	-	7	-	-	-	-	-	-	-	-	-	-	-	-	9	-
Monaco Anti-Doping Committee	NADO	CMA Monaco	-	-	-	7	-	-	-	-	-	2	-	-	-	-	-	-	9	-
Common Community Commission (Brussels)	NADO	COCOM	-	-	-	7	-	-	-	-	-	1	-	-	-	-	-	-	8	-
Lithuanian Anti-Doping Agency	NADO	LTU-NADO	4	-	-	2	-	-	-	-	-	1	-	-	-	-	-	-	7	-
Federacion Dominicana de Medicina del Deporte	NADO	FEDOMEDE	-	-	-	7	-	-	-	-	-	-	-	-	-	-	-	-	7	-
HADA - Hellenic Antidoping Agency	NADO	EOKAN	4	-	-	3	-	-	-	-	-	-	-	-	-	-	-	-	7	-
National Anti-Doping Commission of Macedonia	NADO	MKD-NADO	6	-	-	1	-	-	-	-	-	-	-	-	-	-	-	-	7	-
Lesotho Ministry of Sport and Recreation	NADO	LES-NADO	7	-	-	-	-	-	-	-	-	-	-	-	-	-	-	-	7	-
National Anti-Doping Organization Center of Kyrgyz Republic	NADO	NADC-KG	-	-	-	7	-	-	-	-	-	-	-	-	-	-	-	-	7	-
Anti-Doping Agency of Kenya	NADO	ADAK	-	-	-	6	-	-	-	-	-	-	-	-	-	-	-	-	6	-
Nigerian National Anti-Doping Committee	NADO	NGR-NADO	6	-	1	-	-	-	-	-	-	-	-	-	-	-	-	-	6	16.7%
Vietnam Anti-Doping & Sports Medicine Agency	NADO	VADA	-	-	-	6	-	-	-	-	-	-	-	-	-	-	-	-	6	-
Liechtenstein Olympic Committee	NADO	LOC	-	-	-	4	-	-	-	-	-	1	-	-	-	-	-	-	5	-
Estonian Center for Integrity in Sports	NADO	ESTCIS	3	-	-	2	-	-	-	-	-	-	-	-	-	-	-	-	5	-
Nicaragua Anti-doping Organization	NADO	NIC-NADO	-	-	-	5	-	-	-	-	-	-	-	-	-	-	-	-	5	-
Argentina National Anti-Doping Agency	NADO	ARG-CNAD	-	-	-	5	-	-	-	-	-	-	-	-	-	-	-	-	5	-
Indonesia Anti-Doping Organization	NADO	IADO	4	-	-	-	-	-	-	-	-	-	-	-	-	-	-	-	4	-
Anti-Doping Sweden	NADO	ADSE	-	-	-	4	-	-	-	-	-	-	-	-	-	-	-	-	4	-
Drug Free Sport Vanuatu	NADO	VAN-NOC	-	-	-	3	-	-	-	-	-	-	-	-	-	-	-	-	3	-
Drug Free Sport New Zealand	NADO	DFSNZ	1	-	-	2	-	-	-	-	-	-	-	-	-	-	-	-	3	-
Slovak Anti-Doping Agency	NADO	SADA	-	-	-	2	-	-	-	-	-	1	-	-	-	-	-	-	3	-
Benin anti-doping organization	NADO	BEN-NADO	-	-	-	3	-	-	-	-	-	-	-	-	-	-	-	-	3	-
Guinea-Bissau Olympic Committee	NADO	GUB-NOC	-	-	-	3	-	-	-	-	-	-	-	-	-	-	-	-	3	-
San Marino Standing Committee on Anti-Doping	NADO	SMR-NADO	-	-	-	3	-	-	-	-	-	-	-	-	-	-	-	-	3	-
Kosovo Olympic Committee	NADO	KOS-NOC	-	-	-	3	-	-	-	-	-	-	-	-	-	-	-	-	3	-
National Olympic Committee of the Republic of Tajikistan	NADO	TJK-NADO	-	-	-	3	-	-	-	-	-	-	-	-	-	-	-	-	3	-
National Anti-Doping Agency of Turkmenistan	NADO	TKM-NADO	-	-	-	3	-	-	-	-	-	-	-	-	-	-	-	-	3	-
Armenian National Anti-Doping Organization	NADO	ARM-NADO	-	-	-	2	-	-	-	-	-	-	-	-	-	-	-	-	2	-
Algerian National Anti-Doping Organization	NADO	ALG-NADO	-	-	-	2	-	-	-	-	-	-	-	-	-	-	-	-	2	-
Anti-Doping Commission of Malta	NADO	MLT-NADO	-	-	-	2	-	-	-	-	-	-	-	-	-	-	-	-	2	-
Anti-Doping Commission of Montenegro	NADO	MNE-NADO	-	-	-	2	-	-	-	-	-	-	-	-	-	-	-	-	2	-
National Antidoping Agency of the Republic of Moldova	NADO	NADO Moldova	-	-	-	2	-	-	-	-	-	-	-	-	-	-	-	-	2	-
National Antidoping Organization of Albania	NADO	ALB-NADO	-	-	-	2	-	-	-	-	-	-	-	-	-	-	-	-	2	-

Table 38: ASOIF Sport - Judo - continued

Testing Authority (TA)	TA Category	ADAMS Code	Urine						Blood						DBS		Total Samples	% AAF	
			IC Samples	ATF	AAF	OOB Samples	ATF	AAF	IC Samples	ATF	AAF	OOB Samples	ATF	AAF	IC Samples	AAF			OOB Samples
Andorra National Anti-Doping Commission	NADO	AGAD	-	-	-	2	-	-	-	-	-	-	-	-	-	-	-	2	-
Anti-Doping Paraguay	NADO	PAR-NADO	-	-	-	2	-	-	-	-	-	-	-	-	-	-	-	2	-
Jordan Anti-doping Organization	NADO	JADO	-	-	-	2	-	-	-	-	-	-	-	-	-	-	-	2	-
United Arab Emirates National Anti-doping Committee	NADO	UAE-NADO	-	-	-	2	-	-	-	-	-	-	-	-	-	-	-	2	-
Guatemala NADO	NADO	GUA-OAD	-	-	-	2	-	-	-	-	-	-	-	-	-	-	-	2	-
Qatar Antidoping Commission	NADO	QADC	-	-	-	1	-	-	-	-	1	-	-	-	-	-	-	2	-
Madagascar Olympic Committee	NADO	MAD-NOC	-	-	-	2	-	-	-	-	-	-	-	-	-	-	-	2	-
Libyan Anti Doping Committee	NADO	LBA-NOC	-	-	-	1	-	-	-	-	-	-	-	-	-	-	-	1	-
Luxembourg NADO	NADO	ALAD	-	-	-	1	-	-	-	-	-	-	-	-	-	-	-	1	-
Senegal Anti-Doping Organization	NADO	SEN-NADO	-	-	-	1	-	-	-	-	-	-	-	-	-	-	-	1	-
Sri Lanka Anti Doping Agency	NADO	SRI-NADO	-	-	-	1	-	-	-	-	-	-	-	-	-	-	-	1	-
Czech Anti-Doping Committee	NADO	CADC	-	-	-	1	-	-	-	-	-	-	-	-	-	-	-	1	-
Uruguay Anti-Doping	NADO	URU-NADO	-	-	-	1	-	-	-	-	-	-	-	-	-	-	-	1	-
Niger National Anti-Doping Committee	NADO	NIG-NADO	-	-	-	1	-	-	-	-	-	-	-	-	-	-	-	1	-
Hong Kong Anti-Doping Committee	NADO	HKG-ADC	-	-	-	1	-	-	-	-	-	-	-	-	-	-	-	1	-
National Olympic and Sports Association of Iceland	NADO	ISL-NADO	-	-	-	1	-	-	-	-	-	-	-	-	-	-	-	1	-
			1266	3	17	2725	3	4	31	-	-	241	-	-	-	-	6	-	4269

Table 39: ASOIF Sport - Modern Pentathlon

Testing Authority (TA)	TA Category	ADAMS Code	Urine						Blood						DBS		Total Samples	% AAF	
			IC Samples	ATF	AAF	OOB Samples	ATF	AAF	IC Samples	ATF	AAF	OOB Samples	ATF	AAF	IC Samples	AAF			OOB Samples
International Modern Pentathlon Union	ASOIF	UIPM	103	-	-	35	-	1	-	-	-	8	-	-	-	-	-	146	0.7%
China Anti-Doping Agency	NADO	CHINADA	13	-	-	72	-	-	-	-	-	8	-	-	-	-	4	97	-
German National Anti-Doping Agency	NADO	NADA	15	-	-	56	-	-	-	-	12	-	-	-	-	-	83	-	-
Russian National Anti-Doping Organization	NADO	RUSADA	14	-	-	56	-	-	-	-	2	-	-	-	-	-	72	-	-
French Anti-Doping Agency	NADO	AFLD-NADO	16	-	-	25	-	-	-	-	20	-	-	-	-	-	61	-	-
Hungarian Anti-Doping Agency	NADO	HUNADO	-	-	-	33	-	-	-	-	4	-	-	-	-	-	37	-	-
International Olympic Committee	OTHER-CS	IOC	14	-	-	14	-	-	1	-	4	-	-	-	-	-	33	-	-
Italian National Anti-Doping Agency	NADO	NADO ITALIA	16	-	-	10	-	-	-	-	2	-	-	-	-	-	28	-	-
Belarus National Anti-Doping Agency	NADO	BNADA	-	-	-	25	-	-	-	-	2	-	-	-	-	-	27	-	-
Korea Anti-Doping Agency	NADO	KADA	10	-	-	13	-	-	-	-	-	-	-	-	-	-	23	-	-
Polish Anti-Doping Agency	NADO	POLADA	6	-	-	15	-	-	-	-	-	-	-	-	-	-	21	-	-
Japan Anti-Doping Agency	NADO	JADA	6	-	-	14	-	-	-	-	-	-	-	-	-	-	20	-	-
UK Anti-Doping	NADO	UKAD	-	-	-	14	-	-	-	-	1	-	-	-	-	-	15	-	-
Braslian Authority on Anti-Doping Control	NADO	ABCD	10	-	-	3	-	-	-	-	1	-	-	-	-	-	14	-	-
Mexican National Anti-Doping Committee	NADO	MEX-NADO	-	-	-	13	-	-	-	-	-	-	-	-	-	-	13	-	-
US Anti-Doping Agency	NADO	USADA	-	-	-	13	-	-	-	-	-	-	-	-	-	-	13	-	-
Cuban National Anti-Doping Agency	NADO	CUB-NADO	-	-	-	13	-	-	-	-	-	-	-	-	-	-	13	-	-
Sport Ireland	NADO	SI	-	-	-	10	-	-	-	-	2	-	-	-	-	-	12	-	-
Egyptian National Anti-doping Organization	NADO	EGY-NADO	-	-	-	11	-	-	-	-	-	-	-	-	-	-	11	-	-
National Anti-doping Center of Ukraine	NADO	NADC Ukraine	5	-	-	6	-	-	-	-	-	-	-	-	-	-	11	-	-
International Military Sports Council	OTHER-CS	CISM	8	-	-	-	-	-	-	-	-	-	-	-	-	-	8	-	-
Lithuanian Anti-Doping Agency	NADO	LTU-NADO	-	-	-	7	-	-	-	-	1	-	-	-	-	-	8	-	-
Sport Integrity Australia	NADO	SIA	-	-	-	7	-	-	-	-	-	-	-	-	-	-	7	-	-
Turkish Anti Doping Commission	NADO	TADC	-	-	-	6	-	-	-	-	-	-	-	-	-	-	6	-	-
Spain National Anti-Doping Agency	NADO	ESP-NADO	6	-	-	-	-	-	-	-	-	-	-	-	-	-	6	-	-
Finnish Center for Integrity in Sports	NADO	FINCIS	3	-	-	3	-	-	-	-	-	-	-	-	-	-	6	-	-
Kazakhstan National Anti-Doping Centre	NADO	KAZ-NADO	-	-	-	5	-	-	-	-	-	-	-	-	-	-	5	-	-
Pan American Sports Organization	OTHER-CS	PASO	4	-	-	-	-	-	-	-	-	-	-	-	-	-	4	-	-
Swiss Sport Integrity	NADO	SSI	-	-	-	3	-	-	-	-	1	-	-	-	-	-	4	-	-
Anti-Doping Bureau of Latvia	NADO	LAT-NADO	-	-	-	4	-	-	-	-	-	-	-	-	-	-	4	-	-
Federacion Dominicana de Medicina del Deporte	NADO	FEDOMEDE	-	-	-	3	-	-	-	-	-	-	-	-	-	-	3	-	-
National Anti-Doping Agency of Uzbekistan	NADO	UZNADA	-	-	-	2	-	-	-	-	-	-	-	-	-	-	2	-	-
Bulgarian Anti-doping Center	NADO	BUL-NADO	-	-	-	1	-	-	-	-	-	-	-	-	-	-	1	-	-
National Anti Doping Agency -India	NADO	IND-NADO	-	-	-	1	-	-	-	-	-	-	-	-	-	-	1	-	-
Chilean National Anti-Doping Commission	NADO	CHI-NADO	-	-	-	1	-	-	-	-	-	-	-	-	-	-	1	-	-
National Anti-Doping Agency Austria GmbH	NADO	NADA Austria	-	-	-	1	-	-	-	-	-	-	-	-	-	-	1	-	-
			249	-	-	495	-	1	1	-	-	68	-	-	-	-	4	-	817

Table 40: ASOIF Sport - Rowing

Testing Authority (TA)	TA Category	ADAMS Code	Urine						Blood						DBS		Total Samples	% AAF		
			IC Samples	ATF	AAF	OC Samples	ATF	AAF	IC Samples	ATF	AAF	OC Samples	ATF	AAF	IC Samples	AAF			OC Samples	AAF
China Anti-Doping Agency	NADO	CHINADA	173	-	-	737	-	1	16	-	-	89	-	-	-	-	40	-	1055	0.1%
World Rowing	ASOIF	FISA	123	-	2	402	1	-	-	-	-	35	-	-	-	-	-	-	560	0.4%
German National Anti-Doping Agency	NADO	NADA	56	-	-	339	-	-	4	-	-	119	-	-	-	-	-	518	-	
Doping Authority Netherlands	NADO	DAN	32	-	-	185	-	-	-	-	-	94	-	-	-	-	-	311	-	
International Olympic Committee	OTHER-CS	IOC	145	1	-	105	-	-	15	-	-	13	-	-	-	-	30	308	-	
Italian National Anti-Doping Agency	NADO	NADO ITALIA	54	-	-	132	-	-	24	-	-	25	-	-	-	-	-	235	-	
Russian National Anti-Doping Organization	NADO	RUSADA	47	-	1	169	-	2	4	-	-	2	-	-	-	-	-	222	1.4%	
US Anti-Doping Agency	NADO	USADA	8	-	-	152	-	-	-	-	-	14	-	-	-	-	-	174	-	
Sport Integrity Australia	NADO	SIA	26	-	-	120	-	-	-	-	-	8	-	-	-	-	-	154	-	
Romanian National Anti-Doping Agency	NADO	ANAD-Romania	-	-	-	110	-	-	-	-	-	42	-	-	-	-	-	152	-	
National Anti-doping Center of Ukraine	NADO	NADC Ukraine	61	-	1	50	-	-	-	-	-	6	-	-	-	-	-	117	0.9%	
Belarus National Anti-Doping Agency	NADO	BNADA	20	-	-	82	-	-	10	-	-	1	-	-	-	-	-	113	-	
Brasiliian Authority on Anti-Doping Control	NADO	ABCD	60	-	-	26	-	-	7	-	-	15	-	-	-	-	-	108	-	
Canadian Centre for Ethics in Sport	NADO	CCES	4	-	-	71	-	-	-	-	-	28	-	-	-	-	-	103	-	
Polish Anti-Doping Agency	NADO	POLADA	13	-	-	70	-	-	-	-	-	9	-	-	-	-	-	92	-	
Swiss Sport Integrity	NADO	SSI	20	-	-	47	-	-	-	-	-	21	-	-	-	-	-	88	-	
French Anti-Doping Agency	NADO	AFLD-NADO	6	-	-	57	-	-	-	-	-	16	-	-	-	-	-	79	-	
UK Anti-Doping	NADO	UKAD	-	-	-	67	-	-	-	-	-	7	-	-	-	-	-	74	-	
Drug Free Sport New Zealand	NADO	DFSNZ	13	-	-	57	-	-	-	-	-	3	-	-	-	-	-	73	-	
Sport Ireland	NADO	SI	5	-	-	60	-	-	-	-	-	6	-	-	-	-	-	71	-	
Anti-Doping Denmark	NADO	ADD	6	-	-	48	-	-	-	-	-	6	-	-	-	-	-	60	-	
Lithuanian Anti-Doping Agency	NADO	LTU-NADO	2	-	-	22	-	-	-	-	-	28	-	-	-	-	-	52	-	
Finnish Center for Integrity in Sports	NADO	FINCIS	8	-	-	36	-	-	-	-	-	-	-	-	-	-	-	44	-	
National Anti-Doping Agency Austria GmbH	NADO	NADA Austria	-	-	-	40	-	-	-	-	-	3	-	-	-	-	-	43	-	
Japan Anti-Doping Agency	NADO	JADA	28	-	-	15	-	-	-	-	-	-	-	-	-	-	-	43	-	
Doping Control Agency of Thailand	NADO	DCAT	-	-	-	39	-	-	-	-	-	-	-	-	-	-	-	39	-	
Kazakhstan National Anti-Doping Centre	NADO	KAZ-NADO	10	-	-	28	-	-	-	-	-	-	-	-	-	-	-	38	-	
Spain National Anti-Doping Agency	NADO	ESP-NADO	24	-	1	11	-	-	-	-	-	1	-	-	-	-	-	36	2.8%	
Indonesia Anti-Doping Organization	NADO	IADO	17	-	-	17	-	-	-	-	-	-	-	-	-	-	-	34	-	
HADA - Hellenic Antidoping Agency	NADO	EOKAN	19	-	-	14	-	-	-	-	-	-	-	-	-	-	-	33	-	
Korea Anti-Doping Agency	NADO	KADA	7	-	-	16	-	-	2	-	-	4	-	-	-	-	-	29	-	
Czech Anti-Doping Committee	NADO	CADC	18	-	-	6	-	-	-	-	-	2	-	-	-	-	-	26	-	
Anti-Doping Agency of Serbia	NADO	ADAS	12	-	-	9	-	-	-	-	-	2	-	-	-	-	-	23	-	
Anti-Doping Paraguay	NADO	PAR-NADO	11	-	-	12	-	-	-	-	-	-	-	-	-	-	-	23	-	
National Anti Doping Agency -India	NADO	IND-NADO	5	-	-	17	-	-	-	-	-	1	-	-	-	-	-	23	-	
Bulgarian Anti-doping Center	NADO	BUL-NADO	13	-	-	7	-	-	-	-	-	2	-	-	-	-	-	22	-	
Mexican National Anti-Doping Committee	NADO	MEX-NADO	-	-	-	19	-	-	-	-	-	-	-	-	-	-	-	19	-	
Monaco Anti-Doping Committee	NADO	CMA Monaco	10	-	-	7	-	-	-	-	-	2	-	-	-	-	-	19	-	
Hungarian Anti-Doping Agency	NADO	HUNADO	8	-	-	8	-	-	-	-	-	2	-	-	-	-	-	18	-	
Chilean National Anti-Doping Commission	NADO	CHI-NADO	18	-	-	-	-	-	-	-	-	-	-	-	-	-	-	18	-	
Anti-Doping Norway	NADO	ADNO	-	-	-	16	-	-	-	-	-	1	-	-	-	-	-	17	-	
Croatian Institute of Public Health	NADO	CIPH	5	-	-	9	-	-	2	-	-	-	-	-	-	-	-	16	-	
Anti-Doping Sweden	NADO	ADSE	3	-	-	11	-	-	-	-	-	-	-	-	-	-	-	14	-	
Pan American Sports Organization	OTHER-CS	PASO	8	-	-	4	-	-	-	-	-	2	-	-	-	-	-	14	-	
Cuban National Anti-Doping Agency	NADO	CUB-NADO	-	-	-	13	-	-	-	-	-	-	-	-	-	-	-	13	-	
South African Institute for Drug-Free Sport	NADO	SAIDS	-	-	-	11	-	1	-	-	-	-	-	-	-	-	-	11	9.1%	
Turkish Anti Doping Commission	NADO	TADC	6	-	-	4	-	-	-	-	-	-	-	-	-	-	-	10	-	
National Anti-Doping Agency of Tunisia	NADO	ANAD	-	-	-	6	-	-	-	-	-	4	-	-	-	-	-	10	-	
Estonian Center for Integrity in Sports	NADO	ESTCIS	4	-	-	5	-	-	-	-	-	-	-	-	-	-	-	9	-	
Argentina National Anti-Doping Agency	NADO	ARG-CNAD	-	-	-	9	-	-	-	-	-	-	-	-	-	-	-	9	-	
Federacion Dominicana de Medicina del Deporte	NADO	FEDOMEDE	-	-	-	9	-	-	-	-	-	-	-	-	-	-	-	9	-	
Vietnam Anti-Doping & Sports Medicine Agency	NADO	VADA	6	-	-	2	-	-	-	-	-	-	-	-	-	-	-	8	-	
Anti-Doping Bureau of Latvia	NADO	LAT-NADO	3	-	1	5	-	-	-	-	-	-	-	-	-	-	-	8	12.5%	
Hong Kong Anti-Doping Committee	NADO	HKG-ADC	-	-	-	8	-	-	-	-	-	-	-	-	-	-	-	8	-	
I.R Iran National Anti-Doping Organization	NADO	IRI-NADO	7	-	-	-	-	-	-	-	-	-	-	-	-	-	-	7	-	
French Community of Belgium NADO	NADO	BEL-CFWB	6	-	-	-	-	-	1	-	-	-	-	-	-	-	-	7	-	
Qatar Antidoping Commission	NADO	QADC	-	-	-	4	-	-	-	-	-	2	-	-	-	-	-	6	-	
Anti-Doping Commission, Chinese Taipei Olympic Committee	NADO	CTADA	2	-	-	2	-	-	-	-	-	-	-	-	-	-	-	4	-	
Nigerian National Anti-Doping Committee	NADO	NGR-NADO	-	-	-	4	-	-	-	-	-	-	-	-	-	-	-	4	-	
National Antidoping Agency of the Republic of Moldova	NADO	NADO Moldova	-	-	-	4	-	-	-	-	-	-	-	-	-	-	-	4	-	
Nicaragua Anti-doping Organization	NADO	NIC-NADO	-	-	-	4	-	-	-	-	-	-	-	-	-	-	-	4	-	
National Anti-Doping Agency of Uzbekistan	NADO	UZNADA	-	-	-	3	-	-	-	-	-	-	-	-	-	-	-	3	-	
Bermuda Sport Anti- Doping Authority	NADO	BSADA	-	-	-	2	-	-	-	-	-	1	-	-	-	-	-	3	-	
Anti-Doping Agency of Kenya	NADO	ADAK	-	-	-	3	-	-	-	-	-	-	-	-	-	-	-	3	-	
Morocco Anti-Doping Agency	NADO	AMAD	-	-	-	2	-	-	-	-	-	-	-	-	-	-	-	2	-	
Anti-Doping Commission of Malta	NADO	MLT-NADO	2	-	-	-	-	-	-	-	-	-	-	-	-	-	-	2	-	
Portugal Anti-Doping Agency	NADO	ADeP	-	-	-	2	-	-	-	-	-	-	-	-	-	-	-	2	-	
Drug Free Sport Vanuatu	NADO	VAN-NOC	-	-	-	2	-	-	-	-	-	-	-	-	-	-	-	2	-	
Anti-Doping Singapore	NADO	ADS	-	-	-	2	-	-	-	-	-	-	-	-	-	-	-	2	-	
Algerian National Anti-Doping Organization	NADO	ALG-NADO	-	-	-	2	-	-	-	-	-	-	-	-	-	-	-	2	-	
Azerbaijan National Anti-Doping Agency	NADO	AMADA	-	-	-	1	-	-	-	-	-	-	-	-	-	-	-	1	-	
Egyptian National Anti-doping Organization	NADO	EGY-NADO	-	-	-	1	-	-	-	-	-	-	-	-	-	-	-	1	-	
Libyan Anti Doping Committee	NADO	LBA-NOC	-	-	-	1	-	-	-	-	-	-	-	-	-	-	-	1	-	
			1134	1	6	3560	1	4	85	-	-	616	-	-	-	-	70	-	5465	

Table 41: ASOIF Sport - Rugby Union

Testing Authority (TA)	TA Category	ADAMS Code	Urine						Blood						DBS		Total Samples	% AAF	
			IC			OOC			IC			OOC			IC	OOC			
			Samples	ATF	AAF	Samples	ATF	AAF	Samples	ATF	AAF	Samples	ATF	AAF	Samples	AAF			
French Anti-Doping Agency	NADO	AFLD-NADO	455	1	13	883	2	4	2	-	-	68	-	-	-	-	1408	1.2%	
World Rugby	ASOIF	World Rugby	593	1	5	666	-	2	-	-	-	147	-	-	-	-	1406	0.5%	
UK Anti-Doping	NADO	UKAD	201	-	-	702	-	1	-	-	-	82	-	-	-	-	985	0.1%	
China Anti-Doping Agency	NADO	CHINADA	33	-	-	219	-	-	-	-	-	36	-	-	13	-	301	-	
Sport Integrity Australia	NADO	SIA	56	-	1	201	-	1	-	-	-	28	-	-	-	-	285	0.7%	
Japan Anti-Doping Agency	NADO	JADA	68	-	-	190	1	1	-	-	-	2	-	-	-	-	260	0.4%	
Drug Free Sport New Zealand	NADO	DFSNZ	66	-	-	117	-	-	-	-	-	15	-	-	-	-	198	-	
Sport Ireland	NADO	SI	25	-	-	101	-	-	-	-	-	57	-	-	-	-	183	-	
International Olympic Committee	OTHER-CS	IOC	81	-	-	54	-	-	13	-	-	19	-	-	-	-	167	-	
Anti-Doping Agency of Kenya	NADO	ADAK	25	-	2	138	-	-	-	-	-	3	-	-	-	-	166	1.2%	
Italian National Anti-Doping Agency	NADO	NADO ITALIA	57	-	2	73	-	1	-	-	-	22	-	-	-	-	152	2.0%	
Romanian National Anti-Doping Agency	NADO	ANAD-Romania	74	-	7	36	-	-	18	-	-	-	-	-	-	-	128	5.5%	
South African Institute for Drug-Free Sport	NADO	SAIDS	73	-	2	26	-	-	-	-	-	-	-	-	-	-	99	2.0%	
Anti-Doping Sweden	NADO	ADSE	41	-	-	47	-	1	-	-	-	4	-	-	-	-	92	1.1%	
Chilean National Anti-Doping Commission	NADO	CHI-NADO	28	-	1	58	-	2	-	-	-	-	-	-	-	-	86	3.5%	
Russian National Anti-Doping Organization	NADO	RUSADA	47	-	2	24	-	-	-	-	-	1	-	-	-	-	72	2.8%	
Argentina National Anti-Doping Agency	NADO	ARG-CNAD	6	-	-	60	-	-	-	-	-	-	-	-	-	-	66	-	
Canadian Centre for Ethics in Sport	NADO	CCES	-	-	-	54	-	-	-	-	-	6	-	-	-	-	60	-	
US Anti-Doping Agency	NADO	USADA	-	-	-	53	-	-	-	-	-	-	-	-	-	-	53	-	
Anti-Doping Paraguay	NADO	PAR-NADO	6	-	-	44	-	-	-	-	-	-	-	-	-	-	50	-	
Anti-Doping Denmark	NADO	ADD	24	-	2	17	-	-	4	-	-	-	-	-	-	-	45	4.4%	
German National Anti-Doping Agency	NADO	NADA	6	-	-	32	-	-	-	-	-	4	-	-	-	-	42	-	
Korea Anti-Doping Agency	NADO	KADA	10	-	1	22	-	-	3	-	-	7	-	-	-	-	42	2.4%	
Polish Anti-Doping Agency	NADO	POLADA	14	-	-	16	-	-	-	-	-	4	-	-	-	-	34	-	
Georgian Anti-Doping Agency	NADO	GEO-NADO	28	-	-	-	-	-	-	-	-	-	-	-	-	-	28	-	
Doping Authority Netherlands	NADO	DAN	28	-	1	-	-	-	-	-	-	-	-	-	-	-	28	3.6%	
Hong Kong Anti-Doping Committee	NADO	HKG-ADC	-	-	-	24	-	-	-	-	-	-	-	-	-	-	24	-	
Monaco Anti-Doping Committee	NADO	CMA Monaco	-	-	-	18	-	3	-	-	-	3	-	-	-	-	21	14.3%	
Spain National Anti-Doping Agency	NADO	ESP-NADO	6	-	1	10	-	-	-	-	-	-	-	-	-	-	16	6.3%	
National Anti-Doping Agency of Tunisia	NADO	ANAD	16	-	-	-	-	-	-	-	-	-	-	-	-	-	16	-	
Swiss Sport Integrity	NADO	SSI	8	-	-	5	-	-	-	-	-	2	-	-	-	-	15	-	
Czech Anti-Doping Committee	NADO	CADC	12	-	-	-	-	-	-	-	-	-	-	-	-	-	12	-	
Colombian NADO	NADO	COL-NADO	6	-	-	5	-	-	-	-	-	-	-	-	-	-	11	-	
Finnish Center for Integrity in Sports	NADO	FINCIS	8	-	-	3	-	-	-	-	-	-	-	-	-	-	11	-	
Costa Rica NADO	NADO	CRC-NADO	11	-	-	-	-	-	-	-	-	-	-	-	-	-	11	-	
Indonesia Anti-Doping Organization	NADO	IADO	8	-	-	-	-	-	-	-	-	-	-	-	-	-	8	-	
Kazakhstan National Anti-Doping Centre	NADO	KAZ-NADO	8	-	1	-	-	-	-	-	-	-	-	-	-	-	8	12.5%	
National Anti Doping Agency -India	NADO	IND-NADO	-	-	-	5	-	1	-	-	-	-	-	-	-	-	5	20.0%	
Andorra National Anti-Doping Commission	NADO	AGAD	-	-	-	4	-	-	-	-	-	-	-	-	-	-	4	-	
Anti-Doping Bureau of Latvia	NADO	LAT-NADO	4	-	-	-	-	-	-	-	-	-	-	-	-	-	4	-	
Sri Lanka Anti Doping Agency	NADO	SRI-NADO	-	-	-	4	-	-	-	-	-	-	-	-	-	-	4	-	
Anti-Doping Commission of Malta	NADO	MLT-NADO	3	-	1	-	-	-	-	-	-	-	-	-	-	-	3	33.3%	
Samoa Anti-Doping Agency	NADO	SAM-NADO	-	-	-	3	-	-	-	-	-	-	-	-	-	-	3	-	
Nigerian National Anti-Doping Committee	NADO	NGR-NADO	2	-	-	-	-	-	-	-	-	-	-	-	-	-	2	-	
Papua New Guinea Anti-doping Organization	NADO	PNG-NADO	-	-	-	2	-	-	-	-	-	-	-	-	-	-	2	-	
Anti-Doping Commission, Chinese Taipei Olympic Committee	NADO	CTADA	2	-	-	-	-	-	-	-	-	-	-	-	-	-	2	-	
National Anti-Doping Agency of Uganda	NADO	UGA-NADO	-	-	-	2	-	-	-	-	-	-	-	-	-	-	2	-	
Qatar Antidoping Commission	NADO	GADC	-	-	-	2	-	-	-	-	-	-	-	-	-	-	2	-	
			2139	2	42	3920	3	17	40	-	-	510	-	-	-	-	13	-	6622

Table 42: ASOIF Sport - Sailing

Testing Authority (TA)	TA Category	ADAMS Code	Urine						Blood						DBS		Total Samples	% AAF		
			IC			OOC			IC			OOC			IC	OOC				
			Samples	ATF	AAF	Samples	ATF	AAF	Samples	ATF	AAF	Samples	ATF	AAF	Samples	AAF	AAF	AAF		
China Anti-Doping Agency	NADO	CHINADA	94	-	-	204	-	-	-	-	-	23	-	-	-	-	14	-	335	-
World Sailing	ASOIF	WS	119	-	1	14	-	-	-	-	-	-	-	-	-	-	-	-	133	0.8%
International Olympic Committee	OTHER-CS	IOC	41	-	-	29	-	-	2	-	-	1	-	-	-	-	-	-	73	-
German National Anti-Doping Agency	NADO	NADA	7	-	-	33	-	-	-	-	-	4	-	-	-	-	-	-	44	-
Italian National Anti-Doping Agency	NADO	NADO ITALIA	12	-	-	29	-	-	-	-	-	3	-	-	-	-	-	-	44	-
French Anti-Doping Agency	NADO	AFLD-NADO	14	-	-	27	-	-	-	-	-	-	-	-	-	-	-	-	41	-
Japan Anti-Doping Agency	NADO	JADA	12	-	-	24	-	1	-	-	-	-	-	-	-	-	-	-	36	2.8%
Russian National Anti-Doping Organization	NADO	RUSADA	15	-	-	19	-	-	-	-	-	-	-	-	-	-	-	-	34	-
US Anti-Doping Agency	NADO	USADA	9	-	-	19	-	-	-	-	-	-	-	-	-	-	-	-	28	-
Korea Anti-Doping Agency	NADO	KADA	12	-	-	12	-	-	-	-	-	2	-	-	-	-	-	-	26	-
Doping Authority Netherlands	NADO	DAN	-	-	-	23	-	-	-	-	-	-	-	-	-	-	-	-	23	-
Sport Integrity Australia	NADO	SIA	-	-	-	21	-	-	-	-	-	-	-	-	-	-	-	-	21	-
Finnish Center for Integrity in Sports	NADO	FINCIS	6	-	-	15	-	-	-	-	-	-	-	-	-	-	-	-	21	-
Braslian Authority on Anti-Doping Control	NADO	ABCD	-	-	-	15	-	-	-	-	-	5	-	-	-	-	-	-	20	-
Turkish Anti Doping Commission	NADO	TADC	-	-	-	18	-	-	-	-	-	-	-	-	-	-	-	-	18	-
Sport Ireland	NADO	SI	-	-	-	17	-	-	-	-	-	-	-	-	-	-	-	-	17	-
Spain National Anti-Doping Agency	NADO	ESP-NADO	4	-	-	13	-	-	-	-	-	-	-	-	-	-	-	-	17	-
National Anti-Doping Agency Austria GmbH	NADO	NADA Austria	-	-	-	17	-	-	-	-	-	-	-	-	-	-	-	-	17	-
Drug Free Sport New Zealand	NADO	DFSNZ	1	-	-	15	-	-	-	-	-	-	-	-	-	-	-	-	16	-
Lithuanian Anti-Doping Agency	NADO	LTU-NADO	-	-	-	10	-	-	-	-	-	5	-	-	-	-	-	-	15	-
Canadian Centre for Ethics in Sport	NADO	CCES	-	-	-	13	-	-	-	-	-	2	-	-	-	-	-	-	15	-
Swiss Sport Integrity	NADO	SSI	4	-	-	9	-	-	-	-	-	-	-	-	-	-	-	-	13	-
UK Anti-Doping	NADO	UKAD	-	-	-	12	-	-	-	-	-	-	-	-	-	-	-	-	12	-
HADA - Hellenic Antidoping Agency	NADO	EOKAN	-	-	-	12	-	-	-	-	-	-	-	-	-	-	-	-	12	-
Doping Control Agency of Thailand	NADO	DCAT	-	-	-	12	-	-	-	-	-	-	-	-	-	-	-	-	12	-
Hungarian Anti-Doping Agency	NADO	HUNADO	-	-	-	11	-	-	-	-	-	-	-	-	-	-	-	-	11	-
Croatian Institute of Public Health	NADO	CIPH	-	-	-	11	-	-	-	-	-	-	-	-	-	-	-	-	11	-
National Anti Doping Agency -India	NADO	IND-NADO	6	-	-	4	-	-	-	-	-	-	-	-	-	-	-	-	10	-
Mexican National Anti-Doping Committee	NADO	MEX-NADO	-	-	-	10	-	-	-	-	-	-	-	-	-	-	-	-	10	-
Hong Kong Anti-Doping Committee	NADO	HKG-ADC	-	-	-	10	-	-	-	-	-	-	-	-	-	-	-	-	10	-
Indonesia Anti-Doping Organization	NADO	IADO	10	-	-	-	-	-	-	-	-	-	-	-	-	-	-	-	10	-
Anti-Doping Denmark	NADO	ADD	-	-	-	9	-	-	-	-	-	-	-	-	-	-	-	-	9	-
Anti-Doping Norway	NADO	ADNO	-	-	-	9	-	-	-	-	-	-	-	-	-	-	-	-	9	-
Anti-Doping Sweden	NADO	ADSE	4	-	-	5	-	-	-	-	-	-	-	-	-	-	-	-	9	-
Pan American Sports Organization	OTHER-CS	PASO	8	-	-	-	-	-	-	-	-	-	-	-	-	-	-	-	8	-
NADO Flanders	NADO	NADOF	-	-	-	7	-	-	-	-	-	-	-	-	-	-	-	-	7	-
Argentina National Anti-Doping Agency	NADO	ARG-CNAD	-	-	-	6	-	-	-	-	-	-	-	-	-	-	-	-	6	-
Belarus National Anti-Doping Agency	NADO	BNADA	-	-	-	5	-	-	-	-	-	-	-	-	-	-	-	-	5	-
Estonian Center for Integrity in Sports	NADO	ESTCIS	2	-	-	3	-	-	-	-	-	-	-	-	-	-	-	-	5	-
Portugal Anti-Doping Agency	NADO	ADoP	-	-	-	5	-	-	-	-	-	-	-	-	-	-	-	-	5	-
Romanian National Anti-Doping Agency	NADO	ANAD-Romania	5	-	-	-	-	-	-	-	-	-	-	-	-	-	-	-	5	-
Peru National Anti-Doping Commission	NADO	CONAD PERU	-	-	-	4	-	-	-	-	-	-	-	-	-	-	-	-	4	-
Polish Anti-Doping Agency	NADO	POLADA	-	-	-	4	-	-	-	-	-	-	-	-	-	-	-	-	4	-
Monaco Anti-Doping Committee	NADO	CMA Monaco	-	-	-	3	-	-	-	-	-	1	-	-	-	-	-	-	4	-
Anti-Doping Agency of Malaysia	NADO	ADAMAS	-	-	-	4	-	-	-	-	-	-	-	-	-	-	-	-	4	-
National Anti-Doping Agency of Tunisia	NADO	ANAD	-	-	-	4	-	-	-	-	-	-	-	-	-	-	-	-	4	-
Slovenian Antidoping Organization	NADO	SLOADO	-	-	-	4	-	-	-	-	-	-	-	-	-	-	-	-	4	-
Uruguay Anti-Doping	NADO	URU-NADO	-	-	-	4	-	-	-	-	-	-	-	-	-	-	-	-	4	-
Cuban National Anti-Doping Agency	NADO	CUB-NADO	-	-	-	3	-	-	-	-	-	-	-	-	-	-	-	-	3	-
Anti-Doping Singapore	NADO	ADS	-	-	-	3	-	-	-	-	-	-	-	-	-	-	-	-	3	-
Mozambique National Olympic Committee	NADO	MOZ-NOC	-	-	-	3	-	-	-	-	-	-	-	-	-	-	-	-	3	-
Israeli NADO	NADO	ISR-NADO	-	-	-	3	-	-	-	-	-	-	-	-	-	-	-	-	3	-
Egyptian National Anti-doping Organization	NADO	EGY-NADO	-	-	-	2	-	-	-	-	-	-	-	-	-	-	-	-	2	-
Papua New Guinea Anti-doping Organization	NADO	PNG-NADO	-	-	-	2	-	-	-	-	-	-	-	-	-	-	-	-	2	-
Algerian National Anti-Doping Organization	NADO	ALG-NADO	-	-	-	2	-	-	-	-	-	-	-	-	-	-	-	-	2	-
Colombian NADO	NADO	COL-NADO	2	-	-	-	-	-	-	-	-	-	-	-	-	-	-	-	2	-
Bermuda Sport Anti- Doping Authority	NADO	BSADA	-	-	-	2	-	-	-	-	-	-	-	-	-	-	-	-	2	-
National Olympic Committee of Angola	NADO	ANG-NOC	-	-	-	2	-	-	-	-	-	-	-	-	-	-	-	-	2	-
Kazakhstan National Anti-Doping Centre	NADO	KAZ-NADO	-	-	-	1	-	-	-	-	-	-	-	-	-	-	-	-	1	-
			387	-	1	777	-	1	2	-	-	46	-	-	-	-	14	-	1226	-

Table 43: ASOIF Sport - Shooting

Testing Authority (TA)	TA Category	ADAMS Code	Urine						Blood						DBS		Total Samples	% AAF	
			IC Samples	ATF	AAF	OOB Samples	ATF	AAF	IC Samples	ATF	AAF	OOB Samples	ATF	AAF	IC Samples	AAF			OOB Samples
China Anti-Doping Agency	NADO	CHINADA	126	-	-	331	-	1	-	-	-	26	-	-	-	25	-	508	0.2%
International Shooting Sport Federation	ASOIF	ISSF	304	-	2	50	-	-	-	-	-	-	-	-	-	-	-	354	0.6%
German National Anti-Doping Agency	NADO	NADA	16	-	-	117	-	-	-	-	-	-	-	-	-	-	-	133	-
Italian National Anti-Doping Agency	NADO	NADO ITALIA	40	-	2	54	-	-	-	-	-	-	-	-	-	-	-	94	2.1%
National Anti Doping Agency -India	NADO	IND-NADO	39	-	1	47	-	-	-	-	-	-	-	-	-	-	-	86	1.2%
International Olympic Committee	OTHER-CS	IOC	60	-	-	23	-	-	-	-	-	-	-	-	-	-	-	83	-
Korea Anti-Doping Agency	NADO	KADA	41	-	-	36	-	-	-	-	-	-	-	-	-	-	-	77	-
Kazakhstan National Anti-Doping Centre	NADO	KAZ-NADO	23	-	-	51	-	-	-	-	-	-	-	-	-	-	-	74	-
Japan Anti-Doping Agency	NADO	JADA	41	-	-	26	-	-	-	-	-	-	-	-	-	-	-	67	-
Russian National Anti-Doping Organization	NADO	RUSADA	23	-	-	25	-	-	-	-	-	-	-	-	-	-	-	48	-
US Anti-Doping Agency	NADO	USADA	8	-	-	36	-	-	-	-	-	-	-	-	-	-	-	44	-
Belarus National Anti-Doping Agency	NADO	BNADA	16	-	-	16	-	-	-	-	-	-	-	-	-	-	-	32	-
Hungarian Anti-Doping Agency	NADO	HUNADO	15	-	-	13	-	-	-	-	-	-	-	-	-	-	-	28	-
Sport Integrity Australia	NADO	SIA	8	-	-	19	-	-	-	-	-	-	-	-	19	-	-	27	-
I.R Iran National Anti-Doping Organization	NADO	IRI-NADO	18	-	1	6	-	-	-	-	-	-	-	-	-	-	-	24	4.2%
Doping Control Agency of Thailand	NADO	DCAT	-	-	-	23	-	-	-	-	-	-	-	-	-	-	-	23	-
Indonesia Anti-Doping Organization	NADO	IADO	19	-	-	3	-	-	-	-	-	-	-	-	-	-	-	22	-
Anti-Doping Commission, Chinese Taipei Olympic Committee	NADO	CTADA	11	-	-	10	-	-	-	-	-	-	-	-	-	-	-	21	-
Anti-Doping Agency of Serbia	NADO	ADAS	7	-	-	13	-	-	-	-	-	-	-	-	-	-	-	20	-
French Anti-Doping Agency	NADO	AFLD-NADO	-	-	-	20	-	-	-	-	-	-	-	-	-	-	-	20	-
National Anti-doping Center of Ukraine	NADO	NADC Ukraine	9	-	-	10	-	-	-	-	-	-	-	-	-	-	-	19	-
Romanian National Anti-Doping Agency	NADO	ANAD-Romania	11	-	-	8	-	-	-	-	-	-	-	-	-	-	-	19	-
Azerbaijan National Anti-Doping Agency	NADO	AMADA	6	-	-	13	-	-	-	-	-	-	-	-	-	-	-	19	-
Croatian Institute of Public Health	NADO	CIPH	-	-	-	18	-	-	-	-	-	-	-	-	-	-	-	18	-
National Anti-Doping Agency Austria GmbH	NADO	NADA Austria	-	-	-	17	-	-	-	-	-	-	-	-	-	-	-	17	-
Bulgarian Anti-doping Center	NADO	BUL-NADO	4	-	-	13	-	-	-	-	-	-	-	-	-	-	-	17	-
Turkish Anti Doping Commission	NADO	TADC	5	-	-	11	-	-	-	-	-	-	-	-	-	-	-	16	-
Egyptian National Anti-doping Organization	NADO	EGY-NADO	-	-	-	14	-	-	-	-	-	-	-	-	-	-	-	14	-
Anti-Doping Commission of Malta	NADO	MLT-NADO	5	-	-	8	-	-	-	-	-	-	-	-	-	-	-	13	-
Finnish Center for Integrity in Sports	NADO	FINCIS	8	-	-	5	-	-	-	-	-	-	-	-	-	-	-	13	-
Mexican National Anti-Doping Committee	NADO	MEX-NADO	-	-	-	13	-	-	-	-	-	-	-	-	-	-	-	13	-
Czech Anti-Doping Committee	NADO	CADC	1	-	-	11	-	-	-	-	-	-	-	-	-	-	-	12	-
Slovak Anti-Doping Agency	NADO	SADA	-	-	-	10	-	-	-	-	-	-	-	-	-	-	-	10	-
Cuban National Anti-Doping Agency	NADO	CUB-NADO	-	-	-	10	-	-	-	-	-	-	-	-	-	-	-	10	-
Swiss Sport Integrity	NADO	SSI	7	-	-	3	-	-	-	-	-	-	-	-	-	-	-	10	-
Anti-Doping Denmark	NADO	ADD	4	-	-	5	-	-	-	-	-	-	-	-	-	-	-	9	-
Anti-Doping Bureau of Latvia	NADO	LAT-NADO	-	-	-	9	-	-	-	-	-	-	-	-	-	-	-	9	-
Mongolian National Anti-Doping Organization	NADO	MGL-NADO	-	-	-	9	-	1	-	-	-	-	-	-	-	-	-	9	11.1%
Doping Authority Netherlands	NADO	DAN	8	-	-	-	-	-	-	-	-	-	-	-	-	-	-	8	-
Drug Free Sport New Zealand	NADO	DFSNZ	4	-	-	4	-	-	-	-	-	-	-	-	-	-	-	8	-
Pan American Sports Organization	OTHER-CS	PASO	8	-	-	-	-	-	-	-	-	-	-	-	-	-	-	8	-
Qatar Antidoping Commission	NADO	QADC	-	-	-	8	-	-	-	-	-	-	-	-	-	-	-	8	-
Spain National Anti-Doping Agency	NADO	ESP-NADO	-	-	-	7	-	-	-	-	-	-	-	-	-	-	-	7	-
HADA - Hellenic Antidoping Agency	NADO	EOKAN	-	-	-	7	-	-	-	-	-	-	-	-	-	-	-	7	-
Anti-Doping Norway	NADO	ADNO	2	-	-	5	-	-	-	-	-	-	-	-	-	-	-	7	-
Polish Anti-Doping Agency	NADO	POLADA	6	-	-	-	-	-	-	-	-	-	-	-	-	-	-	6	-
Anti-Doping Organization of Pakistan	NADO	ADOPak	-	-	-	5	-	-	-	-	-	-	-	-	-	-	-	5	-
Anti-Doping Agency of Panama	NADO	PAN-NADO	-	-	-	5	-	-	-	-	-	-	-	-	-	-	-	5	-
Hong Kong Anti-Doping Committee	NADO	HKG-ADC	-	-	-	4	-	-	-	-	-	-	-	-	-	-	-	4	-
South African Institute for Drug-Free Sport	NADO	SAIDS	4	-	-	-	-	-	-	-	-	-	-	-	-	-	-	4	-
National Anti-Doping Agency of Uzbekistan	NADO	UZNADA	-	-	-	4	-	-	-	-	-	-	-	-	-	-	-	4	-
San Marino Standing Committee on Anti-Doping	NADO	SMR-NADO	-	-	-	4	-	-	-	-	-	-	-	-	-	-	-	4	-
Peru National Anti-Doping Commission	NADO	CONAD PERU	-	-	-	4	-	-	-	-	-	-	-	-	-	-	-	4	-
International Military Sports Council	OTHER-CS	CISM	4	-	-	-	-	-	-	-	-	-	-	-	-	-	-	4	-
Slovenian Antidoping Organization	NADO	SLOADO	-	-	-	3	-	-	-	-	-	-	-	-	-	-	-	3	-
Estonian Center for Integrity in Sports	NADO	ESTCIS	2	-	-	1	-	-	-	-	-	-	-	-	-	-	-	3	-
Argentina National Anti-Doping Agency	NADO	ARG-CNAD	-	-	-	3	-	-	-	-	-	-	-	-	-	-	-	3	-
Portugal Anti-Doping Agency	NADO	ADoP	3	-	-	-	-	-	-	-	-	-	-	-	-	-	-	3	-
Armenian National Anti-Doping Organization	NADO	ARM-NADO	-	-	-	3	-	-	-	-	-	-	-	-	-	-	-	3	-
Jordan Anti-doping Organization	NADO	JADO	2	-	-	1	-	-	-	-	-	-	-	-	-	-	-	3	-
Federacion Dominicana de Medicina del Deporte	NADO	FEDOMEDE	-	-	-	2	-	-	-	-	-	-	-	-	-	-	-	2	-
National Antidoping Organization of Albania	NADO	ALB-NADO	2	-	1	-	-	-	-	-	-	-	-	-	-	-	-	2	50.0%
Anti-Doping Agency of Kenya	NADO	ADAK	-	-	-	2	-	-	-	-	-	-	-	-	-	-	-	2	-
Morocco Anti-Doping Agency	NADO	AMAD	-	-	-	2	-	-	-	-	-	-	-	-	-	-	-	2	-
NADO Flanders	NADO	NADOF	-	-	-	2	-	1	-	-	-	-	-	-	-	-	-	2	50.0%
Nicaragua Anti-doping Organization	NADO	NIC-NADO	-	-	-	2	-	-	-	-	-	-	-	-	-	-	-	2	-
Canadian Centre for Ethics in Sport	NADO	CCES	-	-	-	2	-	-	-	-	-	-	-	-	-	-	-	2	-
Anti-Doping Sweden	NADO	ADSE	-	-	-	2	-	-	-	-	-	-	-	-	-	-	-	2	-
Chilean National Anti-Doping Commission	NADO	CHI-NADO	-	-	-	2	-	-	-	-	-	-	-	-	-	-	-	2	-
National Anti-Doping Agency of Tunisia	NADO	ANAD	-	-	-	2	-	-	-	-	-	-	-	-	-	-	-	2	-
Agency for Anti-Doping Control of Bosnia and Herzegovina	NADO	BIH-NADO	-	-	-	1	-	-	-	-	-	-	-	-	-	-	-	1	-
National Antidoping Agency of the Republic of Moldova	NADO	NADO Moldova	-	-	-	1	-	-	-	-	-	-	-	-	-	-	-	1	-
UK Anti-Doping	NADO	UKAD	-	-	-	1	-	-	-	-	-	-	-	-	-	-	-	1	-
National Anti-Doping Commission of Macedonia	NADO	MKD-NADO	-	-	-	1	-	-	-	-	-	-	-	-	-	-	-	1	-
Saudi Arabian Antidoping Committee	NADO	KSA-NADO	-	-	-	1	-	-	-	-	-	-	-	-	-	-	-	1	-
National Olympic and Sports Association of Iceland	NADO	ISL-NADO	-	-	-	1	-	-	-	-	-	-	-	-	-	-	-	1	-
Algerian National Anti-Doping Organization	NADO	ALG-NADO	1	-	-	-	-	-	-	-	-	-	-	-	-	-	-	1	-
Lithuanian Anti-Doping Agency	NADO	LTU-NADO	-	-	-	1	-	-	-	-	-	-	-	-	-	-	-	1	-
United Arab Emirates National Anti-doping Committee	NADO	UAE-NADO	-	-	-	1	-	-	-	-	-	-	-	-	-	-	-	1	-
Anti-Doping Agency of Malaysia	NADO	ADAMAS	-	-	-	1	-	-	-	-	-	-	-	-	-	-	-	1	-
Israeli NADO	NADO	ISR-NADO	-	-	-	1	-	-	-	-	-	-	-	-	-	-	-	1	-
Anti-Doping Singapore	NADO	ADS	-	-	-	1	-	-	-	-	-	-	-	-	-	-	-	1	-
Sri Lanka Anti Doping Agency	NADO	SRI-NADO	-	-	-	1	-	-	-	-	-	-	-	-	-	-	-	1	-
			921		7	1204		3				26				25		2176	

Table 44: ASOIF Sport - Table Tennis

Testing Authority (TA)	TA Category	ADAMS Code	Urine						Blood						DBS				Total Samples	% AAF
			IC			OOC			IC			OOC			IC		OOC			
			Samples	ATF	AAF	Samples	ATF	AAF	Samples	ATF	AAF	Samples	ATF	AAF	Samples	AAF	Samples	AAF		
China Anti-Doping Agency	NADO	CHINADA	45	-	-	145	1	-	-	-	-	19	-	-	-	-	8	-	217	-
International Table Tennis Federation	ASOIF	ITTF	90	-	-	59	-	-	8	-	-	12	-	-	-	-	-	-	169	-
German National Anti-Doping Agency	NADO	NADA	18	-	-	69	-	-	-	-	-	-	-	-	-	-	-	-	87	-
Romanian National Anti-Doping Agency	NADO	ANAD-Romania	19	-	-	26	-	-	-	-	-	3	-	-	-	-	-	-	48	-
Japan Anti-Doping Agency	NADO	JADA	16	-	-	29	-	-	-	-	-	-	-	-	-	-	-	-	45	-
Korea Anti-Doping Agency	NADO	KADA	4	-	-	26	-	-	-	-	-	4	-	-	-	-	-	-	34	-
International Olympic Committee	OTHER-CS	IOC	20	-	-	9	-	-	1	-	-	1	-	-	-	-	-	-	31	-
Hong Kong Anti-Doping Committee	NADO	HKG-ADC	-	-	-	28	-	-	-	-	-	-	-	-	-	-	-	-	28	-
Luxembourg NADO	NADO	ALAD	13	-	-	7	-	-	-	-	-	4	-	-	-	-	-	-	24	-
National Anti-Doping Agency Austria GmbH	NADO	NADA Austria	-	-	-	21	-	-	-	-	-	3	-	-	-	-	-	-	24	-
Russian National Anti-Doping Organization	NADO	RUSADA	12	-	-	12	-	-	-	-	-	-	-	-	-	-	-	-	24	-
Croatian Institute of Public Health	NADO	CIPH	6	-	-	11	-	-	-	-	-	1	-	-	-	-	-	-	18	-
Hungarian Anti-Doping Agency	NADO	HUNADO	-	-	-	17	-	-	-	-	-	1	-	-	-	-	-	-	18	-
Anti-Doping Commission, Chinese Taipei Olympic Committee	NADO	CTADA	5	-	-	9	-	-	-	-	-	1	-	-	-	-	-	-	15	-
Cuban National Anti-Doping Agency	NADO	CUB-NADO	-	-	-	14	-	-	-	-	-	-	-	-	-	-	-	-	14	-
Italian National Anti-Doping Agency	NADO	NADO ITALIA	11	-	2	-	-	-	3	-	-	-	-	-	-	-	-	-	14	14.3%
French Anti-Doping Agency	NADO	AFLD-NADO	4	-	-	10	-	-	-	-	-	-	-	-	-	-	-	-	14	-
National Anti-Doping Agency -India	NADO	IND-NADO	-	-	-	13	-	-	-	-	-	-	-	-	-	-	-	-	13	-
US Anti-Doping Agency	NADO	USADA	-	-	-	13	-	-	-	-	-	-	-	-	-	-	-	-	13	-
Saudi Arabian Antidoping Committee	NADO	KSA-NADO	10	-	-	1	-	-	-	-	-	-	-	-	-	-	-	-	11	-
Belarus National Anti-Doping Agency	NADO	BNADA	-	-	-	9	-	-	-	-	-	1	-	-	-	-	-	-	10	-
Qatar Antidoping Commission	NADO	QADC	4	-	-	4	-	-	-	-	-	1	-	-	-	-	-	-	9	-
Anti-Doping Sweden	NADO	ADSE	4	-	-	5	-	-	-	-	-	-	-	-	-	-	-	-	9	-
Sport Integrity Australia	NADO	SIA	-	-	-	9	-	-	-	-	-	-	-	-	-	-	-	-	9	-
Mexican National Anti-Doping Committee	NADO	MEX-NADO	-	-	-	9	-	-	-	-	-	-	-	-	-	-	-	-	9	-
Azerbaijan National Anti-Doping Agency	NADO	AMADA	-	-	-	9	-	-	-	-	-	-	-	-	-	-	-	-	9	-
Czech Anti-Doping Committee	NADO	CADC	8	-	1	-	-	-	-	-	-	-	-	-	-	-	-	-	8	12.5%
Monaco Anti-Doping Committee	NADO	CMA Monaco	-	-	-	7	-	-	-	-	-	1	-	-	-	-	-	-	8	-
Spain National Anti-Doping Agency	NADO	ESP-NADO	-	-	-	7	-	-	-	-	-	-	-	-	-	-	-	-	7	-
Slovenian Antidoping Organization	NADO	SLOADO	-	-	-	7	-	-	-	-	-	-	-	-	-	-	-	-	7	-
Mongolian National Anti-Doping Organization	NADO	MGL-NADO	-	-	-	7	-	-	-	-	-	-	-	-	-	-	-	-	7	-
Egyptian National Anti-doping Organization	NADO	EGY-NADO	-	-	-	7	-	-	-	-	-	-	-	-	-	-	-	-	7	-
French Community of Belgium NADO	NADO	BEL-CFWB	6	-	-	-	-	-	1	-	-	-	-	-	-	-	-	-	7	-
Jamaica Anti-Doping Commission	NADO	JADCO	-	-	-	6	-	-	-	-	-	1	-	-	-	-	-	-	7	-
Kazakhstan National Anti-Doping Centre	NADO	KAZ-NADO	-	-	-	6	-	-	-	-	-	-	-	-	-	-	-	-	6	-
Polish Anti-Doping Agency	NADO	POLADA	4	-	-	2	-	-	-	-	-	-	-	-	-	-	-	-	6	-
Anti-Doping Denmark	NADO	ADD	-	-	-	6	-	-	-	-	-	-	-	-	-	-	-	-	6	-
Anti-Doping Agency of Serbia	NADO	ADAS	-	-	-	5	-	-	-	-	-	-	-	-	-	-	-	-	5	-
Braslian Authority on Anti-Doping Control	NADO	ABCD	-	-	-	5	1	-	-	-	-	-	-	-	-	-	-	-	5	-
Nigerian National Anti-Doping Committee	NADO	NGR-NADO	-	-	-	5	-	-	-	-	-	-	-	-	-	-	-	-	5	-
Pan American Sports Organization	OTHER-CS	PASO	4	-	-	-	-	-	-	-	-	-	-	-	-	-	-	-	4	-
Portugal Anti-Doping Agency	NADO	ADoP	-	-	-	4	-	-	-	-	-	-	-	-	-	-	-	-	4	-
Finnish Center for Integrity in Sports	NADO	FINCIS	3	-	-	1	-	-	-	-	-	-	-	-	-	-	-	-	4	-
Doping Authority Netherlands	NADO	DAN	-	-	-	4	-	-	-	-	-	-	-	-	-	-	-	-	4	-
Slovak Anti-Doping Agency	NADO	SADA	-	-	-	3	-	-	-	-	-	-	-	-	-	-	-	-	3	-
Israeli NADO	NADO	ISR-NADO	3	-	-	-	-	-	-	-	-	-	-	-	-	-	-	-	3	-
Canadian Centre for Ethics in Sport	NADO	CCES	-	-	-	3	-	-	-	-	-	-	-	-	-	-	-	-	3	-
Doping Control Agency of Thailand	NADO	DCAT	-	-	-	2	-	-	-	-	-	-	-	-	-	-	-	-	2	-
National Anti-doping Center of Ukraine	NADO	NADC Ukraine	-	-	-	2	-	-	-	-	-	-	-	-	-	-	-	-	2	-
Argentina National Anti-Doping Agency	NADO	ARG-CNAD	-	-	-	2	-	-	-	-	-	-	-	-	-	-	-	-	2	-
DFSF Drug Free Sports Fiji	NADO	FIJ-NADO	-	-	-	2	-	-	-	-	-	-	-	-	-	-	-	-	2	-
Anti-Doping Singapore	NADO	ADS	-	-	-	2	-	-	-	-	-	-	-	-	-	-	-	-	2	-
Turkish Anti Doping Commission	NADO	TADC	2	-	-	-	-	-	-	-	-	-	-	-	-	-	-	-	2	-
Anti-Doping Commission of Malta	NADO	MLT-NADO	2	-	-	-	-	-	-	-	-	-	-	-	-	-	-	-	2	-
UK Anti-Doping	NADO	UKAD	-	-	-	2	-	-	-	-	-	-	-	-	-	-	-	-	2	-
National Anti-Doping Agency of Tunisia	NADO	ANAD	-	-	-	2	-	-	-	-	-	-	-	-	-	-	-	-	2	-
Drug Free Sport Vanuatu	NADO	VAN-NOC	-	-	-	2	-	-	-	-	-	-	-	-	-	-	-	-	2	-
Bulgarian Anti-doping Center	NADO	BUL-NADO	-	-	-	1	-	-	-	-	-	-	-	-	-	-	-	-	1	-
Peru National Anti-Doping Commission	NADO	CONAD PERU	-	-	-	1	-	-	-	-	-	-	-	-	-	-	-	-	1	-
I.R Iran National Anti-Doping Organization	NADO	IRI-NADO	-	-	-	1	-	-	-	-	-	-	-	-	-	-	-	-	1	-
Swiss Sport Integrity	NADO	SSI	-	-	-	1	-	-	-	-	-	-	-	-	-	-	-	-	1	-
HADA - Hellenic Antidoping Agency	NADO	EOKAN	-	-	-	1	-	-	-	-	-	-	-	-	-	-	-	-	1	-
			313	-	3	670	2	-	13	-	-	53	-	-	-	-	8	-	1057	

Table 45: ASOIF Sport - Taekwondo

Testing Authority (TA)	TA Category	ADAMS Code	Urine						Blood						DBS				Total Samples	% AAF	
			IC		ATF		AAF		IC		ATF		AAF		IC		AAF				
China Anti-Doping Agency	NADO	CHINADA	61	-	-	252	-	1	-	-	-	11	-	-	-	-	-	14	-	338	0.3%
World Taekwondo	ASOIF	WT	128	1	1	114	2	-	4	-	-	14	-	-	-	-	-	-	-	260	0.4%
Azerbaijan National Anti-Doping Agency	NADO	AMADA	108	-	1	58	-	-	6	-	-	5	-	-	-	-	-	-	-	177	0.6%
International Olympic Committee	OTHER-CS	IOC	59	-	-	32	-	-	2	-	-	1	-	-	-	-	-	-	-	94	-
Korea Anti-Doping Agency	NADO	KADA	23	-	-	26	-	1	5	-	-	5	-	-	-	-	-	-	-	59	1.7%
Kazakhstan National Anti-Doping Centre	NADO	KAZ-NADO	20	-	-	33	1	-	-	-	-	-	-	-	-	-	-	-	-	53	-
German National Anti-Doping Agency	NADO	NADA	9	-	-	34	-	-	-	-	-	7	-	-	-	-	-	-	-	50	-
Canadian Centre for Ethics in Sport	NADO	CCES	-	-	-	42	-	-	-	-	-	6	-	-	-	-	-	-	-	48	-
Russian National Anti-Doping Organization	NADO	RUSADA	7	-	-	40	-	-	-	-	-	-	-	-	-	-	-	-	-	47	-
Japan Anti-Doping Agency	NADO	JADA	16	-	-	20	-	-	6	-	-	3	-	-	-	-	-	-	-	45	-
Doping Control Agency of Thailand	NADO	DCAT	-	-	-	45	-	-	-	-	-	-	-	-	-	-	-	-	-	45	-
Belarus National Anti-Doping Agency	NADO	BNADA	18	-	-	22	-	-	-	-	-	5	-	-	-	-	-	-	-	45	-
UK Anti-Doping	NADO	UKAD	-	-	-	28	-	-	-	-	-	7	-	-	-	-	-	-	-	35	-
Turkish Anti Doping Commission	NADO	TADC	12	-	-	16	-	-	-	-	-	-	-	-	-	-	-	-	-	28	-
Croatian Institute of Public Health	NADO	CIPH	6	-	1	18	-	-	-	-	-	3	-	-	-	-	-	-	-	27	3.7%
I.R Iran National Anti-Doping Organization	NADO	IRI-NADO	-	-	-	27	-	1	-	-	-	-	-	-	-	-	-	-	-	27	3.7%
Romanian National Anti-Doping Agency	NADO	ANAD-Romania	12	-	-	7	-	-	4	-	-	3	-	-	-	-	-	-	-	26	-
Anti-Doping Commission, Chinese Taipei Olympic Committee	NADO	CTADA	21	-	-	2	-	-	3	-	-	-	-	-	-	-	-	-	-	26	-
US Anti-Doping Agency	NADO	USADA	-	-	-	22	1	-	-	-	-	-	-	-	-	-	-	-	-	22	-
Pan American Sports Organization	OTHER-CS	PASO	19	-	-	-	-	-	2	-	-	-	-	-	-	-	-	-	-	21	-
Sport Integrity Australia	NADO	SIA	-	-	-	16	-	-	-	-	-	4	-	-	-	-	-	-	-	20	-
Spain National Anti-Doping Agency	NADO	ESP-NADO	10	-	1	10	-	-	-	-	-	-	-	-	-	-	-	-	-	20	5.0%
French Anti-Doping Agency	NADO	AFLD-NADO	-	-	-	19	-	-	-	-	-	1	-	-	-	-	-	-	-	20	-
Anti-Doping Norway	NADO	ADNO	-	-	-	19	-	-	-	-	-	-	-	-	-	-	-	-	-	19	-
Italian National Anti-Doping Agency	NADO	NADO ITALIA	10	-	-	6	-	-	1	-	-	1	-	-	-	-	-	-	-	18	-
Anti-Doping Agency of Serbia	NADO	ADAS	5	-	-	12	-	-	-	-	-	-	-	-	-	-	-	-	-	17	-
Bulgarian Anti-doping Center	NADO	BUL-NADO	3	-	-	12	-	-	-	-	-	2	-	-	-	-	-	-	-	17	-
Anti-Doping Denmark	NADO	ADD	10	-	-	6	-	1	-	-	-	-	-	-	-	-	-	-	-	16	6.3%
Indonesia Anti-Doping Organization	NADO	IADO	13	-	-	3	-	-	-	-	-	-	-	-	-	-	-	-	-	16	-
Polish Anti-Doping Agency	NADO	POLADA	4	-	-	9	-	-	-	-	-	-	-	-	-	-	-	-	-	13	-
Morocco Anti-Doping Agency	NADO	AMAD	-	-	-	12	-	-	-	-	-	-	-	-	-	-	-	-	-	12	-
Anti-Doping Sweden	NADO	ADSE	12	-	-	-	-	-	-	-	-	-	-	-	-	-	-	-	-	12	-
Egyptian National Anti-doping Organization	NADO	EGY-NADO	-	-	-	11	-	-	-	-	-	-	-	-	-	-	-	-	-	11	-
Colombian NADO	NADO	COL-NADO	-	-	-	9	-	-	-	-	-	1	-	-	-	-	-	-	-	10	-
Mexican National Anti-Doping Committee	NADO	MEX-NADO	-	-	-	10	2	-	-	-	-	-	-	-	-	-	-	-	-	10	-
Finnish Center for Integrity in Sports	NADO	FINCIS	6	-	-	4	-	-	-	-	-	-	-	-	-	-	-	-	-	10	-
Cuban National Anti-Doping Agency	NADO	CUB-NADO	-	-	-	9	-	-	-	-	-	-	-	-	-	-	-	-	-	9	-
Ethiopian Anti doping Organization	NADO	ETH-NADO	-	-	-	7	-	-	-	-	-	2	-	-	-	-	-	-	-	9	-
Braslian Authority on Anti-Doping Control	NADO	ABCD	-	-	-	8	-	-	-	-	-	-	-	-	-	-	-	-	-	8	-
Mongolian National Anti-Doping Organization	NADO	MGL-NADO	-	-	-	8	-	-	-	-	-	-	-	-	-	-	-	-	-	8	-
National Anti-Doping Agency of Tunisia	NADO	ANAD	-	-	-	7	-	-	-	-	-	1	-	-	-	-	-	-	-	8	-
Nigerian National Anti-Doping Committee	NADO	NGR-NADO	4	-	-	3	-	-	-	-	-	-	-	-	-	-	-	-	-	7	-
National Anti-Doping Committee of Ivory Coast	NADO	CNALD	-	-	-	7	-	-	-	-	-	-	-	-	-	-	-	-	-	7	-
Jamaica Anti-Doping Commission	NADO	JADCO	-	-	-	5	-	-	-	-	-	2	-	-	-	-	-	-	-	7	-
Lesotho Ministry of Sport and Recreation	NADO	LES-NADO	7	-	-	-	-	-	-	-	-	-	-	-	-	-	-	-	-	7	-
Costa Rica NADO	NADO	CRC-NADO	-	-	-	6	-	-	-	-	-	-	-	-	-	-	-	-	-	6	-
Nicaragua Anti-doping Organization	NADO	NIC-NADO	-	-	-	6	-	-	-	-	-	-	-	-	-	-	-	-	-	6	-
HADA - Hellenic Antidoping Agency	NADO	EOKAN	-	-	-	5	-	-	-	-	-	-	-	-	-	-	-	-	-	5	-
Swiss Sport Integrity	NADO	SSI	3	-	-	2	-	-	-	-	-	-	-	-	-	-	-	-	-	5	-
Qatar Antidoping Commission	NADO	QADC	-	-	-	2	-	-	-	-	-	2	-	-	-	-	-	-	-	4	-
Sport Ireland	NADO	SI	-	-	-	3	-	-	-	-	-	1	-	-	-	-	-	-	-	4	-
National Anti-Doping Agency of Uzbekistan	NADO	UZNADA	-	-	-	4	-	-	-	-	-	-	-	-	-	-	-	-	-	4	-
Vietnam Anti-Doping & Sports Medicine Agency	NADO	VADA	-	-	-	4	-	-	-	-	-	-	-	-	-	-	-	-	-	4	-
Jordan Anti-doping Organization	NADO	JADO	-	-	-	4	-	-	-	-	-	-	-	-	-	-	-	-	-	4	-
National Anti-doping Center of Ukraine	NADO	NADC Ukraine	-	-	-	4	-	-	-	-	-	-	-	-	-	-	-	-	-	4	-
Federacion Dominicana de Medicina del Deporte	NADO	FEDOMEDE	-	-	-	3	-	-	-	-	-	-	-	-	-	-	-	-	-	3	-
Estonian Center for Integrity in Sports	NADO	ESTCIS	3	-	-	-	-	-	-	-	-	-	-	-	-	-	-	-	-	3	-
Hungarian Anti-Doping Agency	NADO	HUNADO	-	-	-	2	-	-	-	-	-	1	-	-	-	-	-	-	-	3	-
National Anti-Doping Agency Austria GmbH	NADO	NADA Austria	-	-	-	3	-	-	-	-	-	-	-	-	-	-	-	-	-	3	-
Argentina National Anti-Doping Agency	NADO	ARG-CNAD	-	-	-	2	-	-	-	-	-	-	-	-	-	-	-	-	-	2	-
Anti-Doping Agency of Panama	NADO	PAN-NADO	-	-	-	2	-	-	-	-	-	-	-	-	-	-	-	-	-	2	-
NADO Flanders	NADO	NADOF	-	-	-	2	-	-	-	-	-	-	-	-	-	-	-	-	-	2	-
Doping Authority Netherlands	NADO	DAN	-	-	-	2	-	-	-	-	-	-	-	-	-	-	-	-	-	2	-
Honduras Anti-doping Organization	NADO	HON-NADO	-	-	-	2	-	-	-	-	-	-	-	-	-	-	-	-	-	2	-
Niger National Anti-Doping Committee	NADO	NIG-NADO	-	-	-	2	-	-	-	-	-	-	-	-	-	-	-	-	-	2	-
Peru National Anti-Doping Commission	NADO	CONAD PERU	-	-	-	2	-	-	-	-	-	-	-	-	-	-	-	-	-	2	-
Hong Kong Anti-Doping Committee	NADO	HKG-ADC	-	-	-	2	-	-	-	-	-	-	-	-	-	-	-	-	-	2	-
Palestine Anti-doping Committee	NADO	PAL-NADO	-	-	-	1	-	-	-	-	-	-	-	-	-	-	-	-	-	1	-
Drug Free Sport New Zealand	NADO	DFSNZ	-	-	-	1	-	-	-	-	-	-	-	-	-	-	-	-	-	1	-
Agency for Anti-Doping Control of Bosnia and Herzegovina	NADO	BIH-NADO	-	-	-	1	-	-	-	-	-	-	-	-	-	-	-	-	-	1	-
National Anti-Doping Commission of Macedonia	NADO	MKD-NADO	-	-	-	1	-	-	-	-	-	-	-	-	-	-	-	-	-	1	-
Cambodia Anti-doping Agency	NADO	CAM-NADO	-	-	-	1	-	-	-	-	-	-	-	-	-	-	-	-	-	1	-
Anti-Doping Agency of Malaysia	NADO	ADAMAS	-	-	-	1	-	-	-	-	-	-	-	-	-	-	-	-	-	1	-
Portugal Anti-Doping Agency	NADO	ADoP	-	-	-	1	-	-	-	-	-	-	-	-	-	-	-	-	-	1	-
Anti-Doping Bureau of Latvia	NADO	LAT-NADO	-	-	-	1	-	-	-	-	-	-	-	-	-	-	-	-	-	1	-
Guatemala NADO	NADO	GUA-OAD	-	-	-	1	-	-	-	-	-	-	-	-	-	-	-	-	-	1	-
Asian Paralympic Committee	OTHER-CS	APC	1	-	-	-	-	-	-	-	-	-	-	-	-	-	-	-	-	1	-
National Commission for the Fight against Doping - Mali	NADO	MLI-NADO	-	-	-	1	-	-	-	-	-	-	-	-	-	-	-	-	-	1	-
Tonga Sports Association and National Olympic Committee	NADO	TON-NOC	-	-	-	1	-	-	-	-	-	-	-	-	-	-	-	-	-	1	-
			610	1	4	1125	6	4	33	-	-	88	-	-	-	-	-	14	-	1870	

Table 46: ASOIF Sport - Tennis

Testing Authority (TA)	TA Category	ADAMS Code	Urine						Blood						DBS				Total Samples	% AAF
			IC			OOC			IC			OOC			IC		OOC			
			Samples	ATF	AAF	Samples	ATF	AAF	Samples	ATF	AAF	Samples	ATF	AAF	Samples	AAF	Samples	AAF		
International Tennis Federation	ASOIF	ITF	3566	2	22	867	-	2	-	-	-	848	4	-	-	-	-	-	5281	0.5%
German National Anti-Doping Agency	NADO	NADA	15	-	1	93	-	1	-	-	-	28	-	-	-	-	-	-	136	1.5%
China Anti-Doping Agency	NADO	CHINADA	26	-	-	86	-	-	-	-	-	6	-	-	-	-	5	-	123	-
French Anti-Doping Agency	NADO	AFLD-NADO	65	-	-	43	-	-	-	-	-	-	-	-	-	-	-	-	108	-
International Olympic Committee	OTHER-CS	IOC	46	-	-	4	-	-	2	-	-	-	-	-	-	-	-	-	52	-
Swiss Sport Integrity	NADO	SSI	7	-	-	30	-	-	-	-	-	4	-	-	-	-	-	-	41	-
NADO Flanders	NADO	NADOF	32	-	2	5	-	-	-	-	-	-	-	-	-	-	-	-	37	5.4%
US Anti-Doping Agency	NADO	USADA	-	-	-	37	-	-	-	-	-	-	-	-	-	-	-	-	37	-
Italian National Anti-Doping Agency	NADO	NADO ITALIA	22	-	-	5	-	-	-	-	-	2	-	-	-	-	-	-	29	-
Russian National Anti-Doping Organization	NADO	RUSADA	4	-	-	20	-	-	-	-	-	-	-	-	-	-	-	-	24	-
Japan Anti-Doping Agency	NADO	JADA	18	-	-	5	-	-	-	-	-	-	-	-	-	-	-	-	23	-
Spain National Anti-Doping Agency	NADO	ESP-NADO	18	-	-	4	-	-	-	-	-	-	-	-	-	-	-	-	22	-
Argentina National Anti-Doping Agency	NADO	ARG-CNAD	18	-	-	2	-	-	-	-	-	-	-	-	-	-	-	-	20	-
Romanian National Anti-Doping Agency	NADO	ANAD-Romania	-	-	-	17	-	-	-	-	-	2	-	-	-	-	-	-	19	-
Portugal Anti-Doping Agency	NADO	AdoP	16	-	1	1	-	-	2	-	-	-	-	-	-	-	-	-	19	5.3%
Polish Anti-Doping Agency	NADO	POLADA	14	-	-	4	-	-	-	-	-	-	-	-	-	-	-	-	18	-
Anti-Doping Sweden	NADO	ADSE	17	-	-	1	-	-	-	-	-	-	-	-	-	-	-	-	18	-
National Anti-Doping Agency Austria GmbH	NADO	NADA Austria	-	-	-	16	-	-	-	-	-	-	-	-	-	-	-	-	16	-
Anti-Doping Agency of Serbia	NADO	ADAS	5	-	-	11	-	-	-	-	-	-	-	-	-	-	-	-	16	-
Korea Anti-Doping Agency	NADO	KADA	8	-	-	6	-	-	-	-	-	2	-	-	-	-	-	-	16	-
Doping Authority Netherlands	NADO	DAN	-	-	-	13	-	-	-	-	-	-	-	-	-	-	-	-	13	-
Finnish Center for Integrity in Sports	NADO	FINCIS	6	-	-	7	-	-	-	-	-	-	-	-	-	-	-	-	13	-
Indonesia Anti-Doping Organization	NADO	IADO	8	-	-	5	-	-	-	-	-	-	-	-	-	-	-	-	13	-
Belarus National Anti-Doping Agency	NADO	BNADA	-	-	-	11	-	-	-	-	-	-	-	-	-	-	-	-	11	-
Bulgarian Anti-doping Center	NADO	BUL-NADO	6	-	-	4	-	-	-	-	-	1	-	-	-	-	-	-	11	-
Czech Anti-Doping Committee	NADO	CADC	8	-	-	-	-	-	-	-	-	-	-	-	-	-	-	-	8	-
UK Anti-Doping	NADO	UKAD	-	-	-	7	-	-	-	-	-	1	-	-	-	-	-	-	8	-
Chilean National Anti-Doping Commission	NADO	CH-NADO	8	-	-	-	-	-	-	-	-	-	-	-	-	-	-	-	8	-
Anti-Doping Commission, Chinese Taipei Olympic Committee	NADO	CTADA	6	-	-	2	-	-	-	-	-	-	-	-	-	-	-	-	8	-
I.R Iran National Anti-Doping Organization	NADO	IRI-NADO	8	-	-	-	-	-	-	-	-	-	-	-	-	-	-	-	8	-
Monaco Anti-Doping Committee	NADO	CMA Monaco	-	-	-	5	-	-	-	-	-	2	-	-	-	-	-	-	7	-
Slovak Anti-Doping Agency	NADO	SADA	-	-	-	7	-	-	-	-	-	-	-	-	-	-	-	-	7	-
Hungarian Anti-Doping Agency	NADO	HUNADO	-	-	-	6	-	-	-	-	-	1	-	-	-	-	-	-	7	-
Qatar Antidoping Commission	NADO	QADC	4	-	-	1	-	-	-	-	-	1	-	-	-	-	-	-	6	-
Anti-Doping Bureau of Latvia	NADO	LAT-NADO	2	-	-	4	-	-	-	-	-	-	-	-	-	-	-	-	6	-
Lesotho Ministry of Sport and Recreation	NADO	LES-NADO	6	-	-	-	-	-	-	-	-	-	-	-	-	-	-	-	6	-
Turkish Anti Doping Commission	NADO	TADC	2	-	-	3	-	-	-	-	-	-	-	-	-	-	-	-	5	-
Anti-Doping Denmark	NADO	ADD	5	-	-	-	-	-	-	-	-	-	-	-	-	-	-	-	5	-
French Community of Belgium NADO	NADO	BEL-CFWB	4	-	-	-	-	-	1	-	-	-	-	-	-	-	-	-	5	-
Nigerian National Anti-Doping Committee	NADO	NGR-NADO	5	-	1	-	-	-	-	-	-	-	-	-	-	-	-	-	5	20.0%
Liechtenstein Olympic Committee	NADO	LOC	-	-	-	3	-	-	-	-	-	1	-	-	-	-	-	-	4	-
Anti-Doping Commission of Malta	NADO	MLT-NADO	4	-	-	-	-	-	-	-	-	-	-	-	-	-	-	-	4	-
National Anti-Doping Commission of Macedonia	NADO	MKD-NADO	4	-	-	-	-	-	-	-	-	-	-	-	-	-	-	-	4	-
Pan American Sports Organization	OTHER-CS	PASO	4	-	-	-	-	-	-	-	-	-	-	-	-	-	-	-	4	-
Mexican National Anti-Doping Committee	NADO	MEX-NADO	-	-	-	3	-	-	-	-	-	-	-	-	-	-	-	-	3	-
Sport Integrity Australia	NADO	SIA	-	-	-	3	-	-	-	-	-	-	-	-	-	-	-	-	3	-
Luxembourg NADO	NADO	ALAD	-	-	-	3	-	-	-	-	-	-	-	-	-	-	-	-	3	-
Bolivia National Olympic Committee	NADO	BOL-NOC	-	-	-	2	-	-	-	-	-	-	-	-	-	-	-	-	2	-
National Anti-Doping Agency of Uzbekistan	NADO	UZNADA	-	-	-	2	-	-	-	-	-	-	-	-	-	-	-	-	2	-
Anti-Doping Paraguay	NADO	PAR-NADO	-	-	-	2	-	-	-	-	-	-	-	-	-	-	-	-	2	-
Israeli NADO	NADO	ISR-NADO	2	-	-	-	-	-	-	-	-	-	-	-	-	-	-	-	2	-
Anti-Doping Norway	NADO	ADNO	-	-	-	2	-	-	-	-	-	-	-	-	-	-	-	-	2	-
Hong Kong Anti-Doping Committee	NADO	HKG-ADC	-	-	-	2	-	-	-	-	-	-	-	-	-	-	-	-	2	-
Colombian NADO	NADO	COL-NADO	-	-	-	2	-	-	-	-	-	-	-	-	-	-	-	-	2	-
Andorra National Anti-Doping Commission	NADO	AGAD	-	-	-	1	-	-	-	-	-	-	-	-	-	-	-	-	1	-
Drug Free Sport New Zealand	NADO	DFSNZ	-	-	-	1	-	-	-	-	-	-	-	-	-	-	-	-	1	-
			3989	2	27	1358	-	3	5	-	-	899	4	-	-	-	5	-	6256	

Table 47: ASOIF Sport - Triathlon

Testing Authority (TA)	TA Category	ADAMS Code	Urine						Blood						DBS		Total Samples	% AAF		
			IC			OOC			IC			OOC			IC	OOC				
			Samples	ATF	AAF	Samples	ATF	AAF	Samples	ATF	AAF	Samples	ATF	AAF	Samples	AAF				
World Triathlon	ASOIF	World Triathlon	597	-	6	135	1	3	44	-	-	31	-	1	-	-	-	-	807	1.1%
German National Anti-Doping Agency	NADO	NADA	80	-	-	238	-	-	6	-	-	19	-	-	5	-	-	-	348	-
French Anti-Doping Agency	NADO	AFLD-NADO	86	-	1	48	-	-	11	-	-	9	-	-	-	-	-	-	154	0.6%
Russian National Anti-Doping Organization	NADO	RUSADA	53	1	1	70	-	1	28	-	-	3	-	-	-	-	-	-	154	1.3%
China Anti-Doping Agency	NADO	CHINADA	36	-	-	84	-	-	2	-	-	5	-	-	-	-	9	-	136	-
Anti-Doping Denmark	NADO	ADD	45	-	2	51	-	-	-	-	-	3	-	-	-	-	-	-	99	2.0%
US Anti-Doping Agency	NADO	USADA	47	-	1	45	-	-	-	-	-	7	-	-	-	-	-	-	99	1.0%
International Olympic Committee	OTHER-CS	IOC	36	-	-	45	-	1	4	-	-	6	-	1	-	-	-	-	91	1.1%
Sport Integrity Australia	NADO	SIA	24	-	-	60	-	-	-	-	-	5	-	-	-	-	-	-	89	-
National Anti-Doping Agency Austria GmbH	NADO	NADA Austria	22	-	1	52	-	-	-	-	-	7	-	-	-	-	-	-	81	1.2%
Italian National Anti-Doping Agency	NADO	NADO ITALIA	29	-	-	31	-	-	8	-	-	8	-	-	-	-	-	-	76	-
NADO Flanders	NADO	NADOF	49	-	-	26	-	-	-	-	-	-	-	-	-	-	-	-	75	-
Spain National Anti-Doping Agency	NADO	ESP-NADO	46	-	-	21	-	-	-	-	-	1	-	-	-	-	-	-	68	-
Japan Anti-Doping Agency	NADO	JADA	12	-	-	28	-	-	6	-	-	18	-	-	-	-	-	-	64	-
Swiss Sport Integrity	NADO	SSI	9	-	-	37	-	-	-	-	-	12	-	-	-	-	-	-	58	-
Canadian Centre for Ethics in Sport	NADO	CCES	-	-	-	41	-	-	-	-	-	11	-	-	-	-	-	-	52	-
UK Anti-Doping	NADO	UKAD	-	-	-	40	-	-	-	-	-	5	-	-	-	-	-	-	45	-
Anti-Doping Sweden	NADO	ADSE	25	-	-	16	-	-	-	-	-	2	-	-	-	-	-	-	43	-
Colombian NADO	NADO	COL-NADO	13	-	-	13	-	-	4	-	-	10	-	-	-	-	-	-	40	-
Korea Anti-Doping Agency	NADO	KADA	17	-	-	14	-	-	4	-	-	4	-	-	-	-	-	-	39	-
French Community of Belgium NADO	NADO	BEL-CFWB	18	-	-	13	-	-	3	-	-	4	-	-	-	-	-	-	38	-
Drug Free Sport New Zealand	NADO	DFSNZ	14	-	-	20	-	-	-	-	-	-	-	-	-	-	-	-	34	-
Doping Authority Netherlands	NADO	DAN	13	-	1	14	-	-	-	-	-	6	-	-	-	-	-	-	33	3.0%
Hungarian Anti-Doping Agency	NADO	HUNADO	5	-	-	21	-	-	-	-	-	7	-	-	-	-	-	-	33	-
Anti-Doping Norway	NADO	ADNO	10	-	-	21	-	-	-	-	-	-	-	-	-	-	-	-	31	-
Finnish Center for Integrity in Sports	NADO	FINCIS	14	-	-	11	-	-	-	-	-	3	-	-	-	-	-	-	28	-
Luxembourg NADO	NADO	ALAD	-	-	-	12	-	-	-	-	-	12	-	-	-	-	-	-	24	-
South African Institute for Drug-Free Sport	NADO	SAIDS	16	-	-	7	-	1	-	-	-	-	-	-	-	-	-	-	23	4.3%
I.R Iran National Anti-Doping Organization	NADO	IRI-NADO	18	-	2	2	-	1	-	-	-	2	-	1	-	-	-	-	22	13.6%
Sport Ireland	NADO	SI	9	-	-	11	-	-	-	-	-	2	-	-	-	-	-	-	22	-
Romanian National Anti-Doping Agency	NADO	ANAD-Romania	14	-	-	3	-	-	2	-	-	2	-	-	-	-	-	-	21	-
Braslian Authority on Anti-Doping Control	NADO	ABCD	14	-	-	4	-	-	-	-	-	1	-	-	-	-	-	-	19	-
Kazakhstan National Anti-Doping Centre	NADO	KAZ-NADO	7	-	-	9	-	-	-	-	-	-	-	-	-	-	-	-	16	-
Belarus National Anti-Doping Agency	NADO	BNADA	-	-	-	13	-	-	-	-	-	2	-	-	-	-	-	-	15	-
Polish Anti-Doping Agency	NADO	POLADA	6	-	-	6	-	-	-	-	-	-	-	-	-	-	-	-	12	-
Anti-Doping Commission of Malta	NADO	MLT-NADO	6	-	-	6	-	-	-	-	-	-	-	-	-	-	-	-	12	-
Pan American Sports Organization	OTHER-CS	PASO	6	-	-	4	-	-	-	-	-	1	-	-	-	-	-	-	11	-
Israeli NADO	NADO	ISR-NADO	-	-	-	7	-	-	-	-	-	3	-	-	-	-	-	-	10	-
Chilean National Anti-Doping Commission	NADO	CH-NADO	6	-	-	2	-	-	-	-	-	-	-	-	-	-	-	-	8	-
Bermuda Sport Anti-Doping Authority	NADO	BSADA	-	-	-	6	-	-	-	-	-	2	-	-	-	-	-	-	8	-
National Anti-doping Center of Ukraine	NADO	NADC Ukraine	6	-	-	2	-	-	-	-	-	-	-	-	-	-	-	-	8	-
Hong Kong Anti-Doping Committee	NADO	HKG-ADC	-	-	-	8	-	-	-	-	-	-	-	-	-	-	-	-	8	-
Jamaica Anti-Doping Commission	NADO	JADCO	-	-	-	5	-	-	-	-	-	2	-	-	-	-	-	-	7	-
Anti-Doping Agency of Kenya	NADO	ADAK	-	-	-	7	-	-	-	-	-	-	-	-	-	-	-	-	7	-
Anti-Doping Agency of Serbia	NADO	ADAS	3	-	-	3	-	-	-	-	-	1	-	-	-	-	-	-	7	-
Mexican National Anti-Doping Committee	NADO	MEX-NADO	-	-	-	7	-	-	-	-	-	-	-	-	-	-	-	-	7	-
Czech Anti-Doping Committee	NADO	CADC	6	-	-	-	-	-	-	-	-	-	-	-	-	-	-	-	6	-
United Arab Emirates National Anti-doping Committee	NADO	UAE-NADO	6	-	3	-	-	-	-	-	-	-	-	-	-	-	-	-	6	50.0%
Azerbaijan National Anti-Doping Agency	NADO	AMADA	-	-	-	5	-	-	-	-	-	1	-	-	-	-	-	-	6	-
Cuban National Anti-Doping Agency	NADO	CUB-NADO	-	-	-	5	-	-	-	-	-	-	-	-	-	-	-	-	5	-
National Anti-Doping Agency of Tunisia	NADO	ANAD	4	-	-	1	-	-	-	-	-	-	-	-	-	-	-	-	5	-
Estonian Center for Integrity in Sports	NADO	ESTCIS	2	-	-	2	-	-	-	-	-	1	-	-	-	-	-	-	5	-
Qatar Antidoping Commission	NADO	QADC	2	-	-	2	-	1	-	-	-	1	-	-	-	-	-	-	5	20.0%
National Anti-Doping Agency -India	NADO	IND-NADO	-	-	-	4	-	-	-	-	-	-	-	-	-	-	-	-	4	-
National Anti-Doping Agency of Uzbekistan	NADO	UZNADA	-	-	-	4	-	-	-	-	-	-	-	-	-	-	-	-	4	-
Anti-Doping Commission, Chinese Taipei Olympic Committee	NADO	CTADA	2	-	-	1	-	-	-	-	-	1	-	-	-	-	-	-	4	-
Costa Rica NADO	NADO	CRC-NADO	-	-	-	4	-	-	-	-	-	-	-	-	-	-	-	-	4	-
Slovak Anti-Doping Agency	NADO	SADA	-	-	-	3	-	-	-	-	-	1	-	-	-	-	-	-	4	-
Argentina National Anti-Doping Agency	NADO	ARG-CNAD	-	-	-	3	-	-	-	-	-	1	-	-	-	-	-	-	4	-
Portugal Anti-Doping Agency	NADO	ADoP	-	-	-	3	-	-	-	-	-	-	-	-	-	-	-	-	3	-
Morocco Anti-Doping Agency	NADO	AMAD	-	-	-	3	-	-	-	-	-	-	-	-	-	-	-	-	3	-
Federacion Dominicana de Medicina del Deporte	NADO	FEDOMEDE	-	-	-	3	-	-	-	-	-	-	-	-	-	-	-	-	3	-
Egyptian National Anti-doping Organization	NADO	EGY-NADO	-	-	-	3	-	-	-	-	-	-	-	-	-	-	-	-	3	-
Anti-Doping Agency of Panama	NADO	PAN-NADO	-	-	-	2	-	-	-	-	-	-	-	-	-	-	-	-	2	-
Common Community Commission (Brussels)	NADO	COCOM	-	-	-	2	-	-	-	-	-	-	-	-	-	-	-	-	2	-
Turkish Anti Doping Commission	NADO	TADC	2	-	-	-	-	-	-	-	-	-	-	-	-	-	-	-	2	-
National Olympic and Sports Association of Iceland	NADO	ISL-NADO	-	-	-	1	-	-	-	-	-	-	-	-	-	-	-	-	1	-
Kosovo Olympic Committee	NADO	KOS-NOC	-	-	-	1	-	-	-	-	-	-	-	-	-	-	-	-	1	-
Cambodia Anti-doping Agency	NADO	CAM-NADO	-	-	-	1	-	-	-	-	-	-	-	-	-	-	-	-	1	-
Senegal Anti-Doping Organization	NADO	SEN-NADO	-	-	-	1	-	-	-	-	-	-	-	-	-	-	-	-	1	-
			1435	1	18	1373	1	8	122	-	-	222	-	3	5	-	9	-	3166	

Table 48: ASOIF Sport - Volleyball

Testing Authority (TA)	TA Category	ADAMS Code	Urine						Blood						DBS		Total Samples	% AAF		
			IC			OOC			IC			OOC			IC	OOC				
			Samples	ATF	AAF	Samples	ATF	AAF	Samples	ATF	AAF	Samples	ATF	AAF	Samples	AAF				
China Anti-Doping Agency	NADO	CHINADA	67	-	-	371	-	-	-	-	-	37	-	-	-	-	21	-	496	-
German National Anti-Doping Agency	NADO	NADA	162	1	3	221	-	-	-	-	-	48	-	-	-	-	-	-	431	0.7%
International Volleyball Federation	ASOIF	FIVB	273	-	-	53	-	-	54	-	-	12	-	-	-	-	-	-	392	-
Italian National Anti-Doping Agency	NADO	NADO ITALIA	120	-	1	86	-	-	-	-	-	22	-	-	-	-	-	-	228	0.4%
Japan Anti-Doping Agency	NADO	JADA	97	-	-	85	-	-	-	-	-	-	-	-	-	-	-	-	182	-
French Anti-Doping Agency	NADO	AFLD-NADO	50	-	1	85	-	-	-	-	-	-	-	-	-	-	-	-	135	0.7%
International Olympic Committee	OTHER-CS	IOC	50	-	-	50	-	-	3	-	-	5	-	-	-	-	-	-	108	-
Romanian National Anti-Doping Agency	NADO	ANAD-Romania	39	-	-	52	-	-	-	-	-	5	-	-	-	-	-	-	96	-
National Anti-Doping Agency Austria GmbH	NADO	NADA Austria	6	-	-	76	-	2	-	-	-	13	-	-	-	-	-	-	95	2.1%
Anti-Doping Agency of Kenya	NADO	ADAK	-	-	-	90	1	-	-	-	-	5	-	-	-	-	-	-	95	-
Turkish Anti Doping Commission	NADO	TADC	72	-	-	17	-	-	-	-	-	-	-	-	-	-	-	-	89	-
Russian National Anti-Doping Organization	NADO	RUSADA	34	-	1	46	-	-	-	-	-	-	-	-	-	-	-	-	80	1.3%
Brasiliian Authority on Anti-Doping Control	NADO	ABCD	14	-	1	24	-	1	8	-	-	24	-	-	-	-	-	-	70	2.9%
US Anti-Doping Agency	NADO	USADA	-	-	-	63	-	1	-	-	-	-	-	-	-	-	-	-	63	1.6%
Finnish Center for Integrity in Sports	NADO	FINCIS	32	-	-	28	-	-	-	-	-	-	-	-	-	-	-	-	60	-
Argentina National Anti-Doping Agency	NADO	ARG-CNAD	2	-	-	50	-	-	-	-	-	-	-	-	-	-	-	-	52	-
Bulgarian Anti-doping Center	NADO	BUL-NADO	32	-	-	18	-	-	-	-	-	2	-	-	-	-	-	-	52	-
Croatian Institute of Public Health	NADO	CIPH	21	-	-	31	-	-	-	-	-	-	-	-	-	-	-	-	52	-
Anti-Doping Sweden	NADO	ADSE	40	-	-	10	-	-	-	-	-	-	-	-	-	-	-	-	50	-
Polish Anti-Doping Agency	NADO	POLADA	39	-	-	10	-	-	-	-	-	-	-	-	-	-	-	-	49	-
Cuban National Anti-Doping Agency	NADO	CUB-NADO	-	-	-	47	-	-	-	-	-	-	-	-	-	-	-	-	47	-
Slovenian Antidoping Organization	NADO	SLOADO	20	-	-	24	-	-	-	-	-	-	-	-	-	-	-	-	44	-
Saudi Arabian Antidoping Committee	NADO	KSA-NADO	43	-	1	-	-	-	-	-	-	-	-	-	-	-	-	-	43	2.3%
Korea Anti-Doping Agency	NADO	KADA	18	-	-	19	-	-	2	-	-	2	-	-	-	-	-	-	41	-
Swiss Sport Integrity	NADO	SSI	16	-	-	19	-	-	-	-	-	6	-	-	-	-	-	-	41	-
Canadian Centre for Ethics in Sport	NADO	CCES	-	-	-	36	-	-	-	-	-	3	-	-	-	-	-	-	39	-
I.R Iran National Anti-Doping Organization	NADO	IRI-NADO	36	-	1	1	-	-	-	-	-	-	-	-	-	-	-	-	37	2.7%
HADA - Hellenic Antidoping Agency	NADO	EOKAN	32	-	-	2	-	-	-	-	-	-	-	-	-	-	-	-	34	-
Mexican National Anti-Doping Committee	NADO	MEX-NADO	-	-	-	29	-	-	-	-	-	-	-	-	-	-	-	-	29	-
Qatar Antidoping Commission	NADO	QADC	13	-	-	12	-	-	-	-	-	4	-	-	-	-	-	-	29	-
Doping Control Agency of Thailand	NADO	DCAT	-	-	-	28	-	-	-	-	-	-	-	-	-	-	-	-	28	-
Belarus National Anti-Doping Agency	NADO	BNADA	-	-	-	26	-	-	-	-	-	1	-	-	-	-	-	-	27	-
Anti-Doping Bureau of Latvia	NADO	LAT-NADO	8	-	-	14	-	-	-	-	-	4	-	-	-	-	-	-	26	-
Anti-Doping Agency of Serbia	NADO	ADAS	12	-	-	14	-	-	-	-	-	-	-	-	-	-	-	-	26	-
Czech Anti-Doping Committee	NADO	CADC	25	-	-	-	-	-	-	-	-	-	-	-	-	-	-	-	25	-
Doping Authority Netherlands	NADO	DAN	-	-	-	25	-	-	-	-	-	-	-	-	-	-	-	-	25	-
Anti-Doping Denmark	NADO	ADD	14	-	1	5	-	-	-	-	-	5	-	-	-	-	-	-	24	4.2%
Anti-Doping Norway	NADO	ADNO	6	-	-	16	-	-	-	-	-	-	-	-	-	-	-	-	22	-
United Arab Emirates National Anti-doping Committee	NADO	UAE-NADO	20	-	1	-	-	-	-	-	-	-	-	-	-	-	-	-	20	5.0%
Colombian NADO	NADO	COL-NADO	8	-	-	10	-	-	-	-	-	2	-	-	-	-	-	-	20	-
Pan American Sports Organization	OTHER-CS	PASO	16	-	-	3	-	-	1	-	-	-	-	-	-	-	-	-	20	-
Anti-Doping Commission, Chinese Taipei Olympic Committee	NADO	CTADA	18	-	-	-	-	-	1	-	-	-	-	-	-	-	-	-	19	-
National Anti-Doping Agency of Tunisia	NADO	ANAD	7	-	-	11	-	-	-	-	-	-	-	-	-	-	-	-	18	-
Indonesia Anti-Doping Organization	NADO	IADO	10	-	-	8	-	-	-	-	-	-	-	-	-	-	-	-	18	-
Egyptian National Anti-doping Organization	NADO	EGY-NADO	-	-	-	17	-	-	-	-	-	-	-	-	-	-	-	-	17	-
NADO Flanders	NADO	NADOF	16	-	-	-	-	-	-	-	-	-	-	-	-	-	-	-	16	-
Morocco Anti-Doping Agency	NADO	AMAD	8	-	-	7	-	-	-	-	-	-	-	-	-	-	-	-	15	-
Azerbaijan National Anti-Doping Agency	NADO	AMADA	-	-	-	14	-	-	-	-	-	1	-	-	-	-	-	-	15	-
Common Community Commission (Brussels)	NADO	COCOM	-	-	-	12	-	-	-	-	-	2	-	-	-	-	-	-	14	-
Portugal Anti-Doping Agency	NADO	ADoP	12	-	-	-	-	-	-	-	-	-	-	-	-	-	-	-	12	-
Sport Integrity Australia	NADO	SIA	-	-	-	11	-	-	-	-	-	1	-	-	-	-	-	-	12	-
Anti-Doping Paraguay	NADO	PAR-NADO	9	-	-	1	-	1	-	-	-	-	-	-	-	-	-	-	10	10.0%
Estonian Center for Integrity in Sports	NADO	ESTCIS	6	-	-	3	-	-	-	-	-	-	-	-	-	-	-	-	9	-
National Anti Doping Agency -India	NADO	IND-NADO	9	-	-	-	-	-	-	-	-	-	-	-	-	-	-	-	9	-
Monaco Anti-Doping Committee	NADO	CMA Monaco	-	-	-	9	-	-	-	-	-	-	-	-	-	-	-	-	9	-
Israeli NADO	NADO	ISR-NADO	4	-	-	5	-	-	-	-	-	-	-	-	-	-	-	-	9	-
National Anti-doping Center of Ukraine	NADO	NADC Ukraine	-	-	-	8	-	-	-	-	-	-	-	-	-	-	-	-	8	-
Drug Free Sport New Zealand	NADO	DFSNZ	7	-	-	1	-	-	-	-	-	-	-	-	-	-	-	-	8	-
Lesotho Ministry of Sport and Recreation	NADO	LES-NADO	8	-	-	-	-	-	-	-	-	-	-	-	-	-	-	-	8	-
Slovak Anti-Doping Agency	NADO	SADA	8	-	-	-	-	-	-	-	-	-	-	-	-	-	-	-	8	-
Agency for Anti-Doping Control of Bosnia and Herzegovina	NADO	BIH-NADO	-	-	-	8	-	-	-	-	-	-	-	-	-	-	-	-	8	-
Peru National Anti-Doping Commission	NADO	CONAD PERU	8	-	-	-	-	-	-	-	-	-	-	-	-	-	-	-	8	-
National Anti-Doping Organization of Cape Verde	NADO	ONAD-CV	-	-	-	7	-	-	-	-	-	-	-	-	-	-	-	-	7	-
Spain National Anti-Doping Agency	NADO	ESP-NADO	7	-	-	-	-	-	-	-	-	-	-	-	-	-	-	-	7	-
French Community of Belgium NADO	NADO	BEL-CFWB	6	-	-	-	-	-	1	-	-	-	-	-	-	-	-	-	7	-
Luxembourg NADO	NADO	ALAD	5	-	-	1	-	-	-	-	-	-	-	-	-	-	-	-	6	-
Federacion Dominicana de Medicina del Deporte	NADO	FEDOMEDE	-	-	-	6	2	-	-	-	-	-	-	-	-	-	-	-	6	-
Drug Free Sport Vanuatu	NADO	VAN-NOC	-	-	-	4	-	-	-	-	-	-	-	-	-	-	-	-	4	-
Uruguay Anti-Doping	NADO	URU-NADO	-	-	-	4	-	-	-	-	-	-	-	-	-	-	-	-	4	-
National Antidoping Organization of Albania	NADO	ALB-NADO	4	-	-	-	-	-	-	-	-	-	-	-	-	-	-	-	4	-
Cyprus Anti-Doping Authority	NADO	CYADA	4	-	-	-	-	-	-	-	-	-	-	-	-	-	-	-	4	-
Nicaragua Anti-doping Organization	NADO	NIC-NADO	-	-	-	3	-	-	-	-	-	-	-	-	-	-	-	-	3	-
Anti-Doping Commission of Malta	NADO	MLT-NADO	2	-	-	-	-	-	-	-	-	-	-	-	-	-	-	-	2	-
National Anti-Doping Agency of Uzbekistan	NADO	UZNADA	-	-	-	2	-	-	-	-	-	-	-	-	-	-	-	-	2	-
National Anti-Doping Committee of Togo	NADO	TOG-NOC	-	-	-	2	-	-	-	-	-	-	-	-	-	-	-	-	2	-
Hungarian Anti-Doping Agency	NADO	HUNADO	-	-	-	1	-	-	-	-	-	-	-	-	-	-	-	-	1	-
			1595	1	11	1941	3	5	70	-	-	204	-	-	-	-	21	-	3831	

Table 49: ASOIF Sport - Weightlifting

Testing Authority (TA)	TA Category	ADAMS Code	Urine						Blood						DBS		Total Samples	% AAF		
			IC			OOC			IC			OOC			IC	OOC				
			Samples	ATF	AAF	Samples	ATF	AAF	Samples	ATF	AAF	Samples	ATF	AAF	Samples	AAF	Samples	AAF		
International Weightlifting Federation	ASOIF	IWF	1232	1	18	1102	1	4	485	-	-	209	-	1	-	-	3028	0.7%		
China Anti-Doping Agency	NADO	CHINADA	216	-	-	1040	-	-	14	-	-	28	-	-	-	36	1334	-		
US Anti-Doping Agency	NADO	USADA	265	-	8	235	-	2	35	-	-	9	-	-	23	-	567	1.8%		
Kazakhstan National Anti-Doping Centre	NADO	KAZ-NADO	126	-	1	229	1	2	-	-	-	21	-	-	-	-	376	0.8%		
Russian National Anti-Doping Organization	NADO	RUSADA	110	-	8	242	-	1	-	-	-	22	-	-	-	-	374	2.4%		
Belarus National Anti-Doping Agency	NADO	BNADA	77	-	5	209	-	1	22	-	-	63	2	-	-	-	371	1.6%		
International Olympic Committee	OTHER-CS	IOC	170	1	-	77	2	-	44	-	-	42	-	-	-	-	333	-		
German National Anti-Doping Agency	NADO	NADA	42	-	1	204	-	-	-	-	-	70	-	-	-	-	316	0.3%		
National Anti-doping Center of Ukraine	NADO	NADC Ukraine	108	1	4	117	1	-	36	-	-	26	-	-	-	-	287	1.4%		
Doping Control Agency of Thailand	NADO	DCAT	126	-	-	135	-	-	-	-	-	-	-	-	-	-	261	-		
Japan Anti-Doping Agency	NADO	JADA	53	-	-	104	-	-	13	-	-	40	-	-	-	-	210	-		
National Anti Doping Agency -India	NADO	IND-NADO	33	-	1	91	-	-	5	-	-	42	-	-	-	-	171	0.6%		
Sport Integrity Australia	NADO	SIA	46	-	1	67	-	-	-	-	-	34	-	-	-	-	147	0.7%		
Anti-Doping Denmark	NADO	ADD	19	-	2	77	-	1	1	-	-	24	-	-	21	1	2	1	144	3.5%
Polish Anti-Doping Agency	NADO	POLADA	51	1	1	75	1	-	-	-	-	4	-	-	-	-	130	0.8%		
Romanian National Anti-Doping Agency	NADO	ANAD-Romania	47	-	-	42	-	-	13	-	-	18	-	-	-	-	120	-		
Turkish Anti Doping Commission	NADO	TADC	25	-	-	82	-	2	-	-	-	6	-	-	-	-	113	1.8%		
French Anti-Doping Agency	NADO	AFLD-NADO	62	-	1	42	-	-	-	-	-	8	-	-	-	-	112	0.9%		
I.R Iran National Anti-Doping Organization	NADO	IRI-NADO	33	-	1	77	-	1	-	-	-	-	-	-	-	-	110	1.8%		
Colombian NADO	NADO	COL-NADO	16	-	-	63	-	-	6	-	-	24	-	-	-	-	109	-		
Korea Anti-Doping Agency	NADO	KADA	18	-	1	52	-	-	11	-	-	18	-	-	-	-	99	1.0%		
Egyptian National Anti-doping Organization	NADO	EGY-NADO	-	-	-	83	-	-	-	-	-	13	-	-	-	-	96	-		
Italian National Anti-Doping Agency	NADO	NADO ITALIA	32	-	-	35	-	-	-	-	-	22	-	-	-	-	89	-		
Anti-Doping Commission, Chinese Taipei Olympic Committee	NADO	CTADA	50	-	-	10	-	-	16	-	-	2	-	-	-	-	78	-		
Canadian Centre for Ethics in Sport	NADO	CCES	5	-	-	43	-	-	-	-	-	18	-	-	-	-	66	-		
Spain National Anti-Doping Agency	NADO	ESP-NADO	31	-	-	25	-	-	-	-	-	10	-	-	-	-	66	-		
Finnish Center for Integrity in Sports	NADO	FINCIS	24	-	-	28	-	-	-	-	-	11	-	-	-	-	63	-		
UK Anti-Doping	NADO	UKAD	9	-	-	39	-	-	-	-	-	14	-	-	-	-	62	-		
Azerbaijan National Anti-Doping Agency	NADO	AMADA	-	-	-	41	-	-	-	-	-	19	-	-	-	-	60	-		
Georgian Anti-Doping Agency	NADO	GEO-NADO	8	-	-	44	-	-	-	-	-	3	-	-	-	-	55	-		
Anti-Doping Agency of Malaysia	NADO	ADAMAS	25	-	1	29	-	2	-	-	-	-	-	-	-	-	54	5.6%		
Brasiliian Authority on Anti-Doping Control	NADO	ABCD	32	2	7	14	-	-	-	-	-	7	-	2	-	-	53	13.2%		
Pan American Sports Organization	OTHER-CS	PASO	29	-	-	11	-	-	-	-	-	12	-	-	-	-	52	-		
Bulgarian Anti-doping Center	NADO	BUL-NADO	18	-	2	22	-	-	-	-	-	12	-	-	-	-	52	3.8%		
Indonesia Anti-Doping Organization	NADO	IADO	15	-	1	35	-	1	-	-	-	-	-	-	-	-	50	4.0%		
Anti-Doping Sweden	NADO	ADSE	10	-	-	34	-	-	-	-	-	4	-	-	-	-	48	-		
Cuban National Anti-Doping Agency	NADO	CUB-NADO	-	-	-	42	-	-	-	-	-	5	-	-	-	-	47	-		
Mexican National Anti-Doping Committee	NADO	MEX-NADO	10	-	1	36	-	-	-	-	-	-	-	-	-	-	46	2.2%		
National Olympic Committee of Iraq	NADO	NOC-IRAQ	41	-	1	4	-	-	-	-	-	-	-	-	-	-	45	2.2%		
Nigerian National Anti-Doping Committee	NADO	NGR-NADO	16	1	-	28	-	-	-	-	-	-	-	-	-	-	44	-		
Sri Lanka Anti Doping Agency	NADO	SRI-NADO	27	-	-	13	-	-	-	-	-	-	-	-	-	-	40	-		
HADA - Hellenic Antidoping Agency	NADO	EOKAN	27	-	1	12	-	1	-	-	-	-	-	-	-	-	39	5.1%		
National Anti-Doping Agency Austria GmbH	NADO	NADA Austria	6	-	-	24	-	-	-	-	-	7	-	-	-	-	37	-		
Swiss Sport Integrity	NADO	SSI	20	-	-	12	-	-	-	-	-	-	-	-	-	-	32	-		
Armenian National Anti-Doping Organization	NADO	ARM-NADO	10	-	-	15	-	-	-	-	-	7	-	-	15	-	32	-		
Anti-Doping Norway	NADO	ADNO	8	-	-	18	-	-	-	-	-	4	-	-	-	-	30	-		
Chilean National Anti-Doping Commission	NADO	CH-NADO	29	-	1	-	-	-	-	-	-	-	-	-	-	-	29	3.4%		
Anti-Doping Agency of Panama	NADO	PAN-NADO	12	-	1	16	-	-	-	-	-	-	-	-	-	-	28	3.6%		
Drug Free Sport New Zealand	NADO	DFS NZ	10	-	-	7	-	-	2	-	-	4	-	-	-	-	23	-		
National Anti-Doping Agency of Uzbekistan	NADO	UZNADA	6	-	1	16	-	1	-	-	-	-	-	-	-	-	22	9.1%		
Saudi Arabian Antidoping Committee	NADO	KSA-NADO	20	-	-	2	-	-	-	-	-	-	-	-	-	-	22	-		
French Community of Belgium NADO	NADO	BEL-CFWB	12	-	-	4	-	-	4	-	-	2	-	-	-	-	22	-		
Slovak Anti-Doping Agency	NADO	SADA	6	-	-	12	-	-	-	-	-	3	-	-	-	-	21	-		
Anti-Doping Agency of Serbia	NADO	ADAS	6	-	-	14	-	-	-	-	-	-	-	-	-	-	20	-		
National Antidoping Organization of Albania	NADO	ALB-NADO	12	-	1	8	-	-	-	-	-	-	-	-	-	-	20	5.0%		
Hungarian Anti-Doping Agency	NADO	HUNADO	6	-	-	8	-	2	-	-	-	5	-	-	-	-	19	10.5%		
National Anti-Doping Agency of Tunisia	NADO	ANAD	7	-	-	8	-	-	-	-	-	3	-	-	-	-	18	-		
Vietnam Anti-Doping & Sports Medicine Agency	NADO	VADA	10	-	-	8	-	-	-	-	-	-	-	-	-	-	18	-		
Croatian Institute of Public Health	NADO	CIPH	12	-	-	-	-	-	5	-	-	-	-	-	-	-	17	-		
Anti-Doping Commission of Malta	NADO	MLT-NADO	7	-	-	8	-	-	-	-	-	-	-	-	-	-	15	-		
Guatemala NADO	NADO	GUA-OAD	1	-	-	13	3	1	-	-	-	-	-	-	-	-	14	7.1%		
Federacion Dominicana de Medicina del Deporte	NADO	FEDOMEDE	-	-	-	14	-	-	-	-	-	-	-	-	-	-	14	-		
Israeli NADO	NADO	ISR-NADO	4	-	-	5	-	-	-	-	-	4	-	-	-	-	13	-		
Anti-Doping Bureau of Latvia	NADO	LAT-NADO	5	-	-	7	-	-	-	-	-	1	-	-	-	-	13	-		
Lithuanian Anti-Doping Agency	NADO	LTU-NADO	2	-	-	7	-	-	-	-	-	3	-	-	-	-	12	-		
Peru National Anti-Doping Commission	NADO	CONAD PERU	-	-	-	12	-	-	-	-	-	-	-	-	-	-	12	-		
Czech Anti-Doping Committee	NADO	CADC	10	-	-	2	-	-	-	-	-	-	-	-	-	-	12	-		
NADO Flanders	NADO	NADOF	6	-	-	4	-	-	-	-	-	-	-	-	-	-	10	-		
Anti-Doping Agency of Kenya	NADO	ADAK	-	-	-	10	-	-	-	-	-	-	-	-	-	-	10	-		
National Anti-Doping Organization Center of Kyrgyz Republic	NADO	NADC-KG	-	-	-	10	-	-	-	-	-	-	-	-	-	-	10	-		
South African Institute for Drug-Free Sport	NADO	SAIDS	-	-	-	9	-	-	-	-	-	-	-	-	-	-	9	-		
National Antidoping Agency of the Republic of Moldova	NADO	NADO Moldova	-	-	-	8	-	-	-	-	-	-	-	-	-	-	8	-		
Costa Rica NADO	NADO	CRC-NADO	7	-	-	1	-	-	-	-	-	-	-	-	-	-	8	-		
Mongolian National Anti-Doping Organization	NADO	MGL-NADO	-	-	-	8	-	-	-	-	-	-	-	-	-	-	8	-		
Argentina National Anti-Doping Agency	NADO	ARG-CNAD	8	-	-	-	-	-	-	-	-	-	-	-	-	-	8	-		
Morocco Anti-Doping Agency	NADO	AMAD	-	-	-	7	-	-	-	-	-	-	-	-	-	-	7	-		
Agency for Anti-Doping Control of Bosnia and Herzegovina	NADO	BIH-NADO	4	-	-	-	-	-	2	-	-	-	-	-	-	-	6	-		
Madagascar Olympic Committee	NADO	MAD-NOC	-	-	-	6	-	-	-	-	-	-	-	-	-	-	6	-		
Anti-Doping Paraguay	NADO	PAR-NADO	-	-	-	6	-	1	-	-	-	-	-	-	-	-	6	16.7%		
Samoa Anti-Doping Agency	NADO	SAM-NADO	-	-	-	6	-	-	-	-	-	-	-	-	-	-	6	-		
Slovenian Antidoping Organization	NADO	SLOADO	5	-	-	-	-	-	-	-	-	-	-	-	-	-	5	-		
National Anti-Doping Agency of Turkmenistan	NADO	TKM-NADO	-	-	-	5	-	-	-	-	-	-	-	-	-	-	5	-		
United Arab Emirates National Anti-doping Committee	NADO	UAE-NADO	-	-	-	5	-	-	-	-	-	-	-	-	-	-	5	-		
Common Community Commission (Brussels)	NADO	COCOM	-	-	-	3	-	-	-	-	-	1	-	-	-	-	4	-		
Nicaragua Anti-doping Organization	NADO	NIC-NADO	-	-	-	4	-	-	-	-	-	-	-	-	-	-	4	-		
Sport Ireland	NADO	SI	4	-	-	-	-	-	-	-	-	-	-	-	-	-	4	-		
Ecuador NADO	NADO	ECU-NADO	-	-	-	4	-	-	-	-	-	-	-	-	-	-	4	-		
Qatar Antidoping Commission	NADO	QADC	-	-	-	2	-	-	-	-	-	2	-	-	-	-	4	-		
Honduras Anti-doping Organization	NADO	HON-NADO	-	-	-	3	-	-	-	-	-	-	-	-	-	-	3	-		
Ministry of Youth and Sports Anti-doping Unit	NADO	MRI-NADO	-	-	-	3	-	-	-	-	-	-	-	-	-	-	3	-		

Table 49: ASOIF Sport - Weightlifting - continued

Testing Authority (TA)	TA Category	ADAMS Code	Urine						Blood						DBS		Total Samples	% AAF	
			IC			OOC			IC			OOC			IC	OOC			
			Samples	ATF	AAF	Samples	ATF	AAF	Samples	ATF	AAF	Samples	ATF	AAF	Samples	AAF			
Uruguay Anti-Doping	NADO	URU-NADO	-	-	-	3	-	-	-	-	-	-	-	-	-	-	-	3	-
National Anti-Doping Agency of Uganda	NADO	UGA-NADO	-	-	-	2	1	-	-	-	-	-	-	-	-	-	-	2	-
National Olympic Committee of the Republic of Tajikistan	NADO	TJK-NADO	-	-	-	2	-	-	-	-	-	-	-	-	-	-	-	2	-
Estonian Center for Integrity in Sports	NADO	ESTCIS	1	-	-	1	-	-	-	-	-	-	-	-	-	-	-	2	-
Anti-Doping Organization of Pakistan	NADO	ADOPak	-	-	-	2	-	-	-	-	-	-	-	-	-	-	-	2	-
Monaco Anti-Doping Committee	NADO	CMA Monaco	-	-	-	2	-	-	-	-	-	-	-	-	-	-	-	2	-
Doping Authority Netherlands	NADO	DAN	-	-	-	2	-	-	-	-	-	-	-	-	-	-	-	2	-
Aruba National Anti-Doping Organization	NADO	ARU-NADO	-	-	-	2	-	-	-	-	-	-	-	-	-	-	-	2	-
Guatemala National Olympic Committee	NADO	GUA-NOC	-	-	-	2	-	-	-	-	-	-	-	-	-	-	-	2	-
Lebanese Olympic Committee/Anti-Doping Commission	NADO	LIB-OC	-	-	-	2	-	-	-	-	-	-	-	-	-	-	-	2	-
Botswana National Olympic Committee	NADO	BOT-OC	-	-	-	1	-	-	-	-	-	-	-	-	-	-	-	1	-
National Olympic Committee of Solomon Islands	NADO	NOC-SOL	-	-	-	1	-	-	-	-	-	-	-	-	-	-	-	1	-
National Olympic Committee of Marshall Islands	NADO	MAR-NOC	-	-	-	1	-	-	-	-	-	-	-	-	-	-	-	1	-
DFSF Drug Free Sports Fiji	NADO	FIJ-NADO	-	-	-	1	-	-	-	-	-	-	-	-	-	-	-	1	-
Jordan Anti-doping Organization	NADO	JADO	-	-	-	1	-	-	-	-	-	-	-	-	-	-	-	1	-
Libyan Anti Doping Committee	NADO	LBA-NOC	1	-	1	-	-	-	-	-	-	-	-	-	-	-	-	1	100.0%
			3541	7	72	5359	10	23	714	-	-	906	2	3	44	1	38	1	10602

Table 50: ASOIF Sport - Wrestling

Testing Authority (TA)	TA Category	ADAMS Code	Urine						Blood						DBS		Total Samples	% AAF	
			IC			OOC			IC			OOC			IC	OOC			
			Samples	ATF	AAF	Samples	ATF	AAF	Samples	ATF	AAF	Samples	ATF	AAF	Samples	AAF			
United World Wrestling	ASOIF	UWW	715	6	6	218	-	2	35	-	-	40	-	-	-	-	1008	0.8%	
China Anti-Doping Agency	NADO	CHINADA	180	-	-	581	1	-	-	-	-	42	-	-	21	-	824	-	
Russian National Anti-Doping Organization	NADO	RUSADA	121	-	4	329	-	-	-	-	-	5	-	-	-	-	455	0.9%	
Belarus National Anti-Doping Agency	NADO	BNADA	93	-	3	231	-	-	3	-	-	33	-	-	-	-	360	0.8%	
Turkish Anti Doping Commission	NADO	TADC	94	-	1	139	2	2	-	-	-	63	1	2	-	-	296	1.0%	
Japan Anti-Doping Agency	NADO	JADA	101	-	-	138	-	-	12	-	-	35	-	-	-	-	286	-	
International Olympic Committee	OTHER-CS	IOC	142	-	1	80	-	1	12	-	-	29	-	-	2	-	265	0.8%	
German National Anti-Doping Agency	NADO	NADA	60	-	-	163	-	-	4	-	-	19	-	-	-	-	246	-	
Kazakhstan National Anti-Doping Centre	NADO	KAZ-NADO	51	-	-	188	1	2	-	-	-	-	-	-	-	-	239	0.8%	
US Anti-Doping Agency	NADO	USADA	77	-	-	147	-	1	-	-	-	4	-	-	-	-	228	0.4%	
Azerbaijan National Anti-Doping Agency	NADO	AMADA	60	-	2	94	-	-	8	-	-	12	-	-	-	-	174	1.1%	
National Anti Doping Agency -India	NADO	IND-NADO	75	-	3	44	-	-	8	-	-	6	-	-	-	-	133	2.3%	
Korea Anti-Doping Agency	NADO	KADA	45	-	-	65	-	-	10	-	-	10	-	-	-	-	130	-	
French Anti-Doping Agency	NADO	AFLD-NADO	30	-	1	68	-	-	-	-	-	3	-	-	-	-	101	1.0%	
Georgian Anti-Doping Agency	NADO	GE0-NADO	39	1	2	57	-	-	-	-	-	4	-	-	-	-	100	2.0%	
Polish Anti-Doping Agency	NADO	POLADA	14	-	1	81	-	-	-	-	-	2	1	-	-	-	97	1.0%	
Romanian National Anti-Doping Agency	NADO	ANAD-Romania	54	-	2	27	-	-	7	-	-	9	-	-	-	-	97	2.1%	
National Anti-doping Center of Ukraine	NADO	NADC Ukraine	30	-	2	60	-	-	-	-	-	-	-	-	-	-	90	2.2%	
Cuban National Anti-Doping Agency	NADO	CUB-NADO	-	-	-	65	-	-	-	-	-	12	-	-	-	-	77	-	
Anti-Doping Sweden	NADO	ADSE	11	-	-	55	-	-	-	-	-	1	-	-	-	-	67	-	
Finnish Center for Integrity in Sports	NADO	FINCIS	26	-	-	40	-	-	-	-	-	-	-	-	-	-	66	-	
Bulgarian Anti-doping Center	NADO	BUL-NADO	19	-	-	37	-	-	3	-	-	3	-	-	-	-	62	-	
I.R Iran National Anti-Doping Organization	NADO	IRI-NADO	29	-	1	33	-	-	-	-	-	-	-	-	-	-	62	1.6%	
Mongolian National Anti-Doping Organization	NADO	MGL-NADO	18	-	4	38	1	-	-	-	-	-	-	-	-	-	56	7.1%	
Hungarian Anti-Doping Agency	NADO	HUNADO	-	-	-	35	-	-	-	-	-	14	-	-	-	-	49	-	
Pan American Sports Organization	OTHER-CS	PASO	36	-	1	6	-	-	-	-	-	4	-	-	-	-	46	2.2%	
Armenian National Anti-Doping Organization	NADO	ARM-NADO	10	-	-	24	-	-	-	-	-	12	-	-	-	-	46	-	
Croatian Institute of Public Health	NADO	CIPH	-	-	-	38	-	1	-	-	-	4	-	-	-	-	42	2.4%	
Lithuanian Anti-Doping Agency	NADO	LTU-NADO	-	-	-	25	-	-	-	-	-	15	-	-	-	-	40	-	
Nigerian National Anti-Doping Committee	NADO	NGR-NADO	10	-	-	29	-	-	-	-	-	-	-	-	-	-	39	-	
National Anti-Doping Agency of Uzbekistan	NADO	UZNADA	-	-	-	38	1	-	-	-	-	-	-	-	-	-	38	-	
Canadian Centre for Ethics in Sport	NADO	CCES	-	-	-	30	-	-	-	-	-	4	-	-	-	-	34	-	
Italian National Anti-Doping Agency	NADO	NADO ITALIA	24	-	-	6	-	-	-	-	-	3	-	-	-	-	33	-	
Mexican National Anti-Doping Committee	NADO	MEX-NADO	-	-	-	30	1	-	-	-	-	-	-	-	-	-	30	-	
Anti-Doping Norway	NADO	ADNO	-	-	-	24	-	-	-	-	-	6	-	-	-	-	30	-	
Indonesia Anti-Doping Organization	NADO	IADO	28	-	-	-	-	-	-	-	-	-	-	-	-	-	28	-	
National Anti-Doping Agency Austria GmbH	NADO	NADA Austria	-	-	-	23	-	-	-	-	-	5	-	-	-	-	28	-	
Sport Integrity Australia	NADO	SIA	8	-	1	17	-	-	-	-	-	2	-	-	-	-	27	3.7%	
Anti-Doping Commission, Chinese Taipei Olympic Committee	NADO	CTADA	20	-	-	2	-	-	1	-	-	1	-	-	-	-	24	-	
Anti-Doping Denmark	NADO	ADD	4	-	1	18	-	-	-	-	-	1	-	-	-	-	23	4.3%	
South African Institute for Drug-Free Sport	NADO	SAIDS	4	-	-	19	1	-	-	-	-	-	-	-	-	-	23	-	
National Anti-Doping Agency of Tunisia	NADO	ANAD	-	-	-	13	-	-	-	-	-	9	-	-	-	-	22	-	
Anti-Doping Agency of Serbia	NADO	ADAS	1	-	-	20	-	-	-	-	-	-	-	-	-	-	21	-	
Saudi Arabian Antidoping Committee	NADO	KSA-NADO	20	-	2	-	-	-	-	-	-	-	-	-	-	-	20	10.0%	
Egyptian National Anti-doping Organization	NADO	EGY-NADO	-	-	-	20	-	-	-	-	-	-	-	-	-	-	20	-	
UK Anti-Doping	NADO	UKAD	4	-	-	10	-	-	-	-	-	2	-	-	-	-	16	-	
National Anti-Doping Organization Center of Kyrgyz Republic	NADO	NADC-KG	1	-	-	13	-	-	-	-	-	-	-	-	-	-	14	-	
Algerian National Anti-Doping Organization	NADO	ALG-NADO	-	-	-	14	1	-	-	-	-	-	-	-	-	-	14	-	
Swiss Sport Integrity	NADO	SSI	8	-	-	4	-	-	-	-	-	-	-	-	-	-	12	-	
Estonian Center for Integrity in Sports	NADO	ESTCIS	2	-	-	10	-	1	-	-	-	-	-	-	-	-	12	8.3%	
Portugal Anti-Doping Agency	NADO	ADoP	10	-	-	-	-	-	2	-	-	-	-	-	-	-	12	-	
Anti-Doping Bureau of Latvia	NADO	LAT-NADO	3	-	-	7	-	-	-	-	-	1	-	-	-	-	11	-	
Senegal Anti-Doping Organization	NADO	SEN-NADO	10	-	-	-	-	-	-	-	-	-	-	-	-	-	10	-	
National Olympic Committee of Iraq	NADO	NOC-IRAQ	9	-	4	-	-	-	-	-	-	-	-	-	-	-	9	44.4%	
Peru National Anti-Doping Commission	NADO	CONAD PERU	-	-	-	9	-	-	-	-	-	-	-	-	-	-	9	-	
Anti-Doping Agency of Panama	NADO	PAN-NADO	-	-	-	8	-	-	-	-	-	-	-	-	-	-	8	-	
Slovak Anti-Doping Agency	NADO	SADA	6	-	-	2	-	-	-	-	-	-	-	-	-	-	8	-	
Czech Anti-Doping Committee	NADO	CADC	4	-	-	2	-	-	-	-	-	1	-	-	-	-	7	-	
Morocco Anti-Doping Agency	NADO	AMAD	-	-	-	7	-	-	-	-	-	-	-	-	-	-	7	-	
Braslian Authority on Anti-Doping Control	NADO	ABCD	7	-	1	-	-	-	-	-	-	-	-	-	-	-	7	14.3%	
Colombian NADO	NADO	COL-NADO	-	-	-	5	-	-	-	-	-	2	-	-	-	-	7	-	
Vietnam Anti-Doping & Sports Medicine Agency	NADO	VADA	-	-	-	7	-	-	-	-	-	-	-	-	-	-	7	-	
International Military Sports Council	OTHER-CS	CISM	6	-	-	-	-	-	-	-	-	-	-	-	-	-	6	-	
Spain National Anti-Doping Agency	NADO	ESP-NADO	4	-	-	1	-	-	-	-	-	-	-	-	-	-	5	-	
Nicaragua Anti-doping Organization	NADO	NIC-NADO	-	-	-	5	-	-	-	-	-	-	-	-	-	-	5	-	
National Antidoping Agency of the Republic of Moldova	NADO	NADO Moldova	-	-	-	4	-	-	-	-	-	-	-	-	-	-	4	-	
National Anti-Doping Agency of Turkmenistan	NADO	TKM-NADO	-	-	-	4	-	-	-	-	-	-	-	-	-	-	4	-	
Benin anti-doping organization	NADO	BEN-NADO	-	-	-	3	-	-	-	-	-	-	-	-	-	-	3	-	
National Olympic Committee of the Republic of Tajikistan	NADO	TJK-NADO	-	-	-	3	-	-	-	-	-	-	-	-	-	-	3	-	
Honduras Anti-doping Organization	NADO	HON-NADO	-	-	-	3	-	-	-	-	-	-	-	-	-	-	3	-	
Guatemala National Olympic Committee	NADO	GUA-NOC	-	-	-	3	-	-	-	-	-	-	-	-	-	-	3	-	
Guinea-Bissau Olympic Committee	NADO	GUB-NOC	-	-	-	3	-	-	-	-	-	-	-	-	-	-	3	-	
Anti-Doping Agency of Kenya	NADO	ADAK	-	-	-	2	-	-	-	-	-	-	-	-	-	-	2	-	
National Antidoping Organization of Albania	NADO	ALB-NADO	1	-	-	1	-	-	-	-	-	-	-	-	-	-	2	-	
Burkina Faso Anti-Doping Organization	NADO	BUR-NADO	-	-	-	2	-	-	-	-	-	-	-	-	-	-	2	-	
HADA - Hellenic Antidoping Agency	NADO	EOKAN	-	-	-	2	-	-	-	-	-	-	-	-	-	-	2	-	
Doping Authority Netherlands	NADO	DAN	-	-	-	2	-	-	-	-	-	-	-	-	-	-	2	-	
Drug Free Sport New Zealand	NADO	DFSNZ	-	-	-	1	-	1	-	-	-	-	-	-	-	-	1	100.0%	
Federacion Dominicana de Medicina del Deporte	NADO	FEDOMEDE	-	-	-	1	-	-	-	-	-	-	-	-	-	-	1	-	
National Anti-Doping Commission of Macedonia	NADO	MKD-NADO	-	-	-	1	-	-	-	-	-	-	-	-	-	-	1	-	
Qatar Antidoping Commission	NADO	QADC	-	-	-	1	-	-	-	-	-	-	-	-	-	-	1	-	
Cambodia Anti-doping Agency	NADO	CAM-NADO	-	-	-	1	-	-	-	-	-	-	-	-	-	-	1	-	
Kosovo Olympic Committee	NADO	KOS-NOC	-	-	-	1	-	-	-	-	-	-	-	-	-	-	1	-	
			2324	7	43	3537	9	11	105	0	0	418	2	2	0	0	23	0	6407

Table 51: AIOWF Sport - Biathlon

Testing Authority (TA)	TA Category	ADAMS Code	Urine						Blood						DBS		Total Samples	% AAF
			IC			OOC			IC			OOC			IC	OOC		
			Samples	ATF	AAF	Samples	ATF	AAF	Samples	ATF	AAF	Samples	ATF	AAF	Samples	AAF		
International Biathlon Union	AIOWF	IBU	439	-	-	514	-	-	89	-	-	206	-	-	-	-	1248	-
Russian National Anti-Doping Organization	NADO	RUSADA	152	-	1	213	-	-	-	-	9	-	-	-	-	374	0.3%	
German National Anti-Doping Agency	NADO	NADA	24	-	-	136	-	-	12	-	-	29	-	-	-	201	-	
China Anti-Doping Agency	NADO	CHINADA	13	-	-	104	-	-	-	-	46	-	-	-	-	163	-	
Anti-Doping Sweden	NADO	ADSE	28	-	-	85	-	-	-	-	5	-	-	-	-	118	-	
Kazakhstan National Anti-Doping Centre	NADO	KAZ-NADO	30	-	-	85	-	-	-	-	-	-	-	-	-	115	-	
Belarus National Anti-Doping Agency	NADO	BNADA	28	-	-	69	-	-	-	-	9	-	-	-	-	106	-	
Canadian Centre for Ethics in Sport	NADO	CCES	14	-	-	67	-	-	-	-	11	-	-	-	-	92	-	
National Anti-Doping Agency Austria GmbH	NADO	NADA Austria	-	-	-	56	-	-	-	-	29	-	-	-	-	85	-	
French Anti-Doping Agency	NADO	AFLD-NADO	11	-	-	45	-	-	-	-	8	-	-	-	-	64	-	
Swiss Sport Integrity	NADO	SSI	4	-	-	43	-	-	1	-	13	-	-	-	-	61	-	
Polish Anti-Doping Agency	NADO	POLADA	17	-	-	28	-	-	-	-	16	-	-	-	-	61	-	
US Anti-Doping Agency	NADO	USADA	16	-	1	27	-	-	-	-	6	-	-	-	-	59	1.7%	
National Anti-doping Center of Ukraine	NADO	NADC Ukraine	40	-	3	5	-	-	6	-	-	-	-	-	-	51	5.9%	
Italian National Anti-Doping Agency	NADO	NADO ITALIA	12	-	-	33	-	-	-	-	4	-	-	-	-	49	-	
Anti-Doping Norway	NADO	ADNO	-	-	-	43	-	-	-	-	1	-	-	-	-	44	-	
Finnish Center for Integrity in Sports	NADO	FINCIS	10	-	-	30	-	-	-	-	1	-	-	-	-	41	-	
Romanian National Anti-Doping Agency	NADO	ANAD-Romania	-	-	-	26	-	-	-	-	7	-	-	-	-	33	-	
Estonian Center for Integrity in Sports	NADO	ESTCIS	21	-	-	6	-	-	-	-	2	-	-	-	-	29	-	
Slovenian Antidoping Organization	NADO	SLOADO	-	-	-	27	-	-	-	-	-	-	-	-	-	27	-	
Bulgarian Anti-doping Center	NADO	BUL-NADO	8	-	-	16	-	-	-	-	2	-	-	-	-	26	-	
Slovak Anti-Doping Agency	NADO	SADA	-	-	-	22	-	-	-	-	3	-	-	-	-	25	-	
Korea Anti-Doping Agency	NADO	KADA	9	-	-	11	-	1	2	-	3	-	-	-	-	25	4.0%	
Japan Anti-Doping Agency	NADO	JADA	6	-	-	16	-	-	-	-	-	-	-	-	-	22	-	
National Antidoping Agency of the Republic of Moldova	NADO	NADO Moldova	-	-	-	14	-	-	-	-	-	-	-	-	-	14	-	
Mongolian National Anti-Doping Organization	NADO	MGL-NADO	1	-	-	7	-	-	-	-	-	-	-	-	-	8	-	
French Community of Belgium NADO	NADO	BEL-CFWB	-	-	-	7	-	-	-	-	1	-	-	-	-	8	-	
International Olympic Committee	OTHER-CS	IOC	-	-	-	6	-	-	-	-	1	-	-	-	-	7	-	
Lithuanian Anti-Doping Agency	NADO	LTU-NADO	-	-	-	5	-	-	-	-	2	-	-	-	-	7	-	
Czech Anti-Doping Committee	NADO	CADC	-	-	-	5	-	-	-	-	-	-	-	-	-	5	-	
Hungarian Anti-Doping Agency	NADO	HUNADO	-	-	-	4	-	-	-	-	1	-	-	-	-	5	-	
Anti-Doping Bureau of Latvia	NADO	LAT-NADO	-	-	-	2	-	-	-	-	-	-	-	-	-	2	-	
Sport Integrity Australia	NADO	SIA	-	-	-	1	-	-	-	-	-	-	-	-	-	1	-	
UK Anti-Doping	NADO	UKAD	-	-	-	1	-	-	-	-	-	-	-	-	-	1	-	
			883	-	5	1769	-	1	110	-	415	-	-	-	-	3177	-	

Table 52: AIOWF Sport - Bobsleigh

Testing Authority (TA)	TA Category	ADAMS Code	Urine						Blood						DBS		Total Samples	% AAF
			IC			OOC			IC			OOC			IC	OOC		
			Samples	ATF	AAF	Samples	ATF	AAF	Samples	ATF	AAF	Samples	ATF	AAF	Samples	AAF		
International Bobsleigh and Skeleton Federation	AIOWF	IBSF	286	-	-	170	1	-	32	-	-	21	-	-	-	-	509	-
China Anti-Doping Agency	NADO	CHINADA	-	-	-	310	-	-	-	-	121	-	-	-	-	431	-	
German National Anti-Doping Agency	NADO	NADA	-	-	-	273	-	-	-	-	55	-	-	-	-	328	-	
Russian National Anti-Doping Organization	NADO	RUSADA	50	-	-	159	-	-	-	-	12	-	-	-	-	221	-	
US Anti-Doping Agency	NADO	USADA	32	-	-	93	-	-	-	-	3	-	-	-	-	128	-	
Canadian Centre for Ethics in Sport	NADO	CCES	-	-	-	106	-	-	-	-	11	-	-	-	-	117	-	
Swiss Sport Integrity	NADO	SSI	10	-	-	62	-	-	-	-	24	-	-	-	-	96	-	
UK Anti-Doping	NADO	UKAD	-	-	-	68	-	-	-	-	18	-	-	-	-	86	-	
Romanian National Anti-Doping Agency	NADO	ANAD-Romania	23	-	-	25	-	-	-	-	15	-	-	-	-	63	-	
Anti-Doping Bureau of Latvia	NADO	LAT-NADO	-	-	-	46	-	-	-	-	5	-	-	-	-	51	-	
National Anti-Doping Agency Austria GmbH	NADO	NADA Austria	-	-	-	29	-	-	-	-	8	-	-	-	-	37	-	
Italian National Anti-Doping Agency	NADO	NADO ITALIA	-	-	-	27	-	-	-	-	8	-	-	-	-	35	-	
Korea Anti-Doping Agency	NADO	KADA	9	-	-	13	-	2	2	-	2	-	-	-	-	26	-	
French Anti-Doping Agency	NADO	AFLD-NADO	-	-	-	19	-	-	-	-	2	-	-	-	-	21	-	
Monaco Anti-Doping Committee	NADO	CMA Monaco	-	-	-	16	-	-	-	-	2	-	-	-	-	18	-	
Jamaica Anti-Doping Commission	NADO	JADCO	-	-	-	5	-	-	-	-	3	-	-	-	-	8	-	
Japan Anti-Doping Agency	NADO	JADA	-	-	-	8	-	-	-	-	-	-	-	-	-	8	-	
International Olympic Committee	OTHER-CS	IOC	-	-	-	6	-	-	-	-	-	-	-	-	-	6	-	
Luxembourg NADO	NADO	ALAD	-	-	-	3	-	-	-	-	1	-	-	-	-	4	-	
Doping Authority Netherlands	NADO	DAN	-	-	-	3	-	-	-	-	-	-	-	-	-	3	-	
NADO Flanders	NADO	NADOF	-	-	-	3	-	-	-	-	-	-	-	-	-	3	-	
National Anti-doping Center of Ukraine	NADO	NADC Ukraine	-	-	-	3	-	-	-	-	-	-	-	-	-	3	-	
Liechtenstein Olympic Committee	NADO	LOC	-	-	-	2	-	-	-	-	-	-	-	-	-	2	-	
Slovak Anti-Doping Agency	NADO	SADA	-	-	-	2	-	-	-	-	-	-	-	-	-	2	-	
			410	-	-	1451	1	-	34	-	311	-	-	-	-	2206	-	

Table 53: AIOWF Sport - Curling

Testing Authority (TA)	TA Category	ADAMS Code	Urine						Blood						DBS		Total Samples	% AAF
			IC			OOC			IC			OOC			IC	OOC		
			Samples	ATF	AAF	Samples	ATF	AAF	Samples	ATF	AAF	Samples	ATF	AAF	Samples	AAF		
China Anti-Doping Agency	NADO	CHINADA	8	-	-	145	-	-	-	-	14	-	-	-	5	-	172	-
World Curling Federation	AIOWF	WCF	40	-	-	48	-	-	-	-	-	-	-	-	-	88	-	
US Anti-Doping Agency	NADO	USADA	25	-	-	37	-	-	-	-	-	-	-	-	-	62	-	
Russian National Anti-Doping Organization	NADO	RUSADA	12	-	-	41	-	-	-	-	-	-	-	-	-	53	-	
Japan Anti-Doping Agency	NADO	JADA	16	-	-	27	-	-	-	-	-	-	-	-	-	43	-	
Swiss Sport Integrity	NADO	SSI	12	-	-	11	-	-	-	-	-	-	-	-	-	23	-	
German National Anti-Doping Agency	NADO	NADA	-	-	-	18	-	-	-	-	4	-	-	-	-	22	-	
Canadian Centre for Ethics in Sport	NADO	CCES	16	-	-	4	-	-	-	-	-	-	-	-	-	20	-	
Italian National Anti-Doping Agency	NADO	NADO ITALIA	4	-	-	16	-	-	-	-	-	-	-	-	-	20	-	
Doping Authority Netherlands	NADO	DAN	5	-	-	6	-	-	-	-	-	-	-	-	-	11	-	
Hungarian Anti-Doping Agency	NADO	HUNADO	-	-	-	8	-	-	-	-	-	-	-	-	-	8	-	
Korea Anti-Doping Agency	NADO	KADA	5	-	-	3	-	-	-	-	-	-	-	-	-	8	-	
Anti-Doping Sweden	NADO	ADSE	4	-	-	2	-	-	-	-	-	-	-	-	-	6	-	
Turkish Anti Doping Commission	NADO	TADC	-	-	-	5	-	-	-	-	-	-	-	-	-	5	-	
Estonian Center for Integrity in Sports	NADO	ESTCIS	-	-	-	3	-	-	-	-	-	-	-	-	-	3	-	
Qatar Antidoping Commission	NADO	QADC	-	-	-	1	-	-	-	-	-	-	-	-	-	1	-	
			147	-	-	375	-	-	-	-	18	-	-	5	-	545	-	

Table 54: AIOWF Sport - Ice Hockey

Testing Authority (TA)	TA Category	ADAMS Code	Urine						Blood						DBS				Total Samples	% AAF
			IC			OOC			IC			OOC			IC		OOC			
			Samples	ATF	AAF	Samples	ATF	AAF	Samples	ATF	AAF	Samples	ATF	AAF	Samples	AAF	Samples	AAF		
International Ice Hockey Federation	AIOWF	IIHF	604	-	2	217	1	1	41	-	-	25	-	-	-	-	-	-	887	0.3%
China Anti-Doping Agency	NADO	CHINADA	10	-	-	260	-	-	-	-	-	129	-	-	-	-	-	-	399	-
Russian National Anti-Doping Organization	NADO	RUSADA	12	-	-	359	-	-	-	-	-	8	-	-	-	-	-	-	379	-
German National Anti-Doping Agency	NADO	NADA	109	-	-	246	1	-	3	-	-	15	-	-	-	-	-	-	373	-
Finnish Center for Integrity in Sports	NADO	FINCIS	106	-	-	117	-	-	-	-	-	-	-	-	-	-	-	-	223	-
Anti-Doping Sweden	NADO	ADSE	105	-	-	74	-	-	-	-	-	-	-	-	-	-	-	-	179	-
French Anti-Doping Agency	NADO	AFLD-NADO	42	-	2	124	-	-	-	-	-	10	-	-	-	-	-	-	176	1.1%
Swiss Sport Integrity	NADO	SSI	98	-	1	49	-	-	1	-	-	20	-	-	-	-	-	-	168	0.6%
Anti-Doping Norway	NADO	ADNO	80	-	1	30	-	-	-	-	-	-	-	-	-	-	-	-	110	0.9%
National Anti-Doping Agency Austria GmbH	NADO	NADA Austria	-	-	-	62	-	-	-	-	-	43	-	-	-	-	-	-	105	-
Belarus National Anti-Doping Agency	NADO	BNADA	-	-	-	74	1	-	-	-	-	10	-	-	-	-	-	-	84	-
Japan Anti-Doping Agency	NADO	JADA	24	-	-	55	-	-	-	-	-	-	-	-	-	-	-	-	79	-
US Anti-Doping Agency	NADO	USADA	-	-	-	67	-	2	-	-	-	-	-	-	-	-	-	-	67	3.0%
Anti-Doping Denmark	NADO	ADD	36	-	-	29	-	-	-	-	-	-	-	-	-	-	-	-	65	-
Canadian Centre for Ethics in Sport	NADO	CCES	-	-	-	46	-	-	-	-	-	4	-	-	-	-	-	-	50	-
Czech Anti-Doping Committee	NADO	CADC	42	-	1	4	-	-	-	-	-	-	-	-	-	-	-	-	46	2.2%
Italian National Anti-Doping Agency	NADO	NADO ITALIA	28	-	1	12	-	-	-	-	-	5	-	-	-	-	-	-	45	2.2%
Korea Anti-Doping Agency	NADO	KADA	8	-	-	23	-	-	4	-	-	8	-	-	-	-	-	-	43	-
Hungarian Anti-Doping Agency	NADO	HUNADO	30	-	-	6	-	-	-	-	-	4	-	-	-	-	-	-	40	-
Romanian National Anti-Doping Agency	NADO	ANAD-Romania	34	-	-	-	-	-	6	-	-	-	-	-	-	-	-	-	40	-
Anti-Doping Bureau of Latvia	NADO	LAT-NADO	12	-	-	25	-	-	-	-	-	-	-	-	-	-	-	-	37	-
Slovak Anti-Doping Agency	NADO	SADA	16	-	1	16	-	-	-	-	-	-	-	-	-	-	-	-	32	3.1%
UK Anti-Doping	NADO	UKAD	9	-	2	14	-	-	-	-	-	4	-	-	-	-	-	-	27	7.4%
Polish Anti-Doping Agency	NADO	POLADA	16	-	1	4	-	-	-	-	-	-	-	-	-	-	-	-	20	5.0%
Turkish Anti Doping Commission	NADO	TADC	12	-	-	6	-	-	-	-	-	-	-	-	-	-	-	-	18	-
Slovenian Antidoping Organization	NADO	SLOADO	8	-	-	8	-	-	-	-	-	-	-	-	-	-	-	-	16	-
European Olympic Committees	OTHER-CS	EOC	8	-	-	-	-	-	-	-	-	-	-	-	-	-	-	-	8	-
French Community of Belgium NADO	NADO	BEL-CFWB	6	-	-	-	-	-	1	-	-	-	-	-	-	-	-	-	7	-
National Olympic and Sports Association of Iceland	NADO	ISL-NADO	-	-	-	7	-	-	-	-	-	-	-	-	-	-	-	-	7	-
Lithuanian Anti-Doping Agency	NADO	LTU-NADO	4	-	-	1	-	-	-	-	-	-	-	-	-	-	-	-	5	-
National Anti-doping Center of Ukraine	NADO	NADC Ukraine	-	-	-	5	-	-	-	-	-	-	-	-	-	-	-	-	5	-
Anti-Doping Agency of Serbia	NADO	ADAS	4	-	-	-	-	-	-	-	-	-	-	-	-	-	-	-	4	-
Croatian Institute of Public Health	NADO	CIPH	4	-	-	-	-	-	-	-	-	-	-	-	-	-	-	-	4	-
Spain National Anti-Doping Agency	NADO	ESP-NADO	4	-	-	-	-	-	-	-	-	-	-	-	-	-	-	-	4	-
Estonian Center for Integrity in Sports	NADO	ESTCIS	4	-	-	-	-	-	-	-	-	-	-	-	-	-	-	-	4	-
Kazakhstan National Anti-Doping Centre	NADO	KAZ-NADO	-	-	-	4	-	-	-	-	-	-	-	-	-	-	-	-	4	-
Qatar Antidoping Commission	NADO	QADC	2	-	-	1	-	-	-	-	-	-	-	-	-	-	-	-	3	-
			1477	-	12	1945	3	3	56	-	-	285	-	-	-	-	-	-	3763	

Table 55: AIOWF Sport - Luge

Testing Authority (TA)	TA Category	ADAMS Code	Urine						Blood						DBS				Total Samples	% AAF
			IC			OOC			IC			OOC			IC		OOC			
			Samples	ATF	AAF	Samples	ATF	AAF	Samples	ATF	AAF	Samples	ATF	AAF	Samples	AAF	Samples	AAF		
International Luge Federation	AIOWF	FIL	95	-	-	115	-	-	5	-	-	2	-	-	-	-	-	-	217	-
German National Anti-Doping Agency	NADO	NADA	50	-	-	96	-	-	-	-	-	17	-	-	-	-	-	-	163	-
China Anti-Doping Agency	NADO	CHINADA	-	-	-	73	-	-	-	-	-	20	-	-	-	-	-	-	93	-
Russian National Anti-Doping Organization	NADO	RUSADA	6	-	-	45	-	-	-	-	-	-	-	-	-	-	-	-	51	-
Anti-Doping Bureau of Latvia	NADO	LAT-NADO	-	-	-	34	-	-	-	-	-	3	-	-	-	-	-	-	37	-
Italian National Anti-Doping Agency	NADO	NADO ITALIA	4	-	-	22	-	-	-	-	-	5	-	-	-	-	-	-	31	-
National Anti-Doping Agency Austria GmbH	NADO	NADA Austria	6	-	-	23	-	-	-	-	-	2	-	-	-	-	-	-	31	-
Romanian National Anti-Doping Agency	NADO	ANAD-Romania	7	-	-	12	-	-	-	-	-	8	-	-	-	-	-	-	27	-
Canadian Centre for Ethics in Sport	NADO	CCES	-	-	-	20	-	-	-	-	-	4	-	-	-	-	-	-	24	-
US Anti-Doping Agency	NADO	USADA	-	-	-	17	-	-	-	-	-	-	-	-	-	-	-	-	17	-
National Anti-doping Center of Ukraine	NADO	NADC Ukraine	-	-	-	7	-	-	-	-	-	-	-	-	-	-	-	-	7	-
Swiss Sport Integrity	NADO	SSI	-	-	-	4	-	-	-	-	-	1	-	-	-	-	-	-	5	-
Polish Anti-Doping Agency	NADO	POLADA	-	-	-	5	-	-	-	-	-	-	-	-	-	-	-	-	5	-
Korea Anti-Doping Agency	NADO	KADA	3	-	-	-	-	-	1	-	-	-	-	-	-	-	-	-	4	-
National Antidoping Agency of the Republic of Moldova	NADO	NADO Moldova	-	-	-	3	-	-	-	-	-	-	-	-	-	-	-	-	3	-
Turkish Anti Doping Commission	NADO	TADC	2	-	-	-	-	-	-	-	-	-	-	-	-	-	-	-	2	-
Japan Anti-Doping Agency	NADO	JADA	-	-	-	2	-	-	-	-	-	-	-	-	-	-	-	-	2	-
Georgian Anti-Doping Agency	NADO	GEO-NADO	-	-	-	1	-	-	-	-	-	-	-	-	-	-	-	-	1	-
Slovak Anti-Doping Agency	NADO	SADA	-	-	-	1	-	-	-	-	-	-	-	-	-	-	-	-	1	-
			173	-	-	480	-	-	6	-	-	62	-	-	-	-	-	-	721	

Table 56: AIOWF Sport - Skating

Testing Authority (TA)	TA Category	ADAMS Code	Urine						Blood						DBS			Total Samples	% AAF	
			IC			OOC			IC			OOC			IC	OOC				
			Samples	ATF	AAF	Samples	ATF	AAF	Samples	ATF	AAF	Samples	ATF	AAF	Samples	AAF	Samples			AAF
China Anti-Doping Agency	NADO	CHINADA	138	-	-	859	-	-	-	-	-	216	-	-	-	-	73	-	1286	-
International Skating Union	AIOWF	ISU	513	-	-	355	1	-	79	-	-	128	-	-	-	-	-	-	1075	-
Russian National Anti-Doping Organization	NADO	RUSADA	122	-	2	217	-	-	13	-	-	12	-	-	-	-	-	364	0.5%	
Japan Anti-Doping Agency	NADO	JADA	88	-	-	196	-	-	12	-	-	34	-	-	-	-	-	330	-	
Doping Authority Netherlands	NADO	DAN	89	-	-	118	-	-	4	-	-	38	-	-	-	-	-	249	-	
US Anti-Doping Agency	NADO	USADA	82	-	3	158	-	1	-	-	5	-	-	-	-	-	-	245	1.6%	
German National Anti-Doping Agency	NADO	NADA	41	-	-	104	-	2	-	-	16	-	-	-	-	-	-	161	1.2%	
Korea Anti-Doping Agency	NADO	KADA	49	-	-	82	-	-	8	-	-	15	-	-	-	-	-	154	-	
Italian National Anti-Doping Agency	NADO	NADO ITALIA	45	-	-	86	-	-	-	-	18	-	-	-	-	-	-	149	-	
Canadian Centre for Ethics in Sport	NADO	CCES	31	-	-	94	-	-	-	-	3	-	-	-	-	-	-	128	-	
Belarus National Anti-Doping Agency	NADO	BNADA	47	-	-	65	-	-	-	-	4	-	-	-	-	-	-	116	-	
Polish Anti-Doping Agency	NADO	POLADA	23	-	-	53	-	-	-	-	15	-	-	-	-	-	-	91	-	
Kazakhstan National Anti-Doping Centre	NADO	KAZ-NADO	5	-	-	79	-	-	-	-	-	-	-	-	-	7	-	84	-	
Hungarian Anti-Doping Agency	NADO	HUNADO	17	-	-	47	-	-	-	-	9	-	-	-	-	-	-	73	-	
Finnish Center for Integrity in Sports	NADO	FINCIS	19	-	-	17	-	-	-	-	1	-	-	-	-	-	-	37	-	
Anti-Doping Norway	NADO	ADNO	6	-	-	20	-	-	-	-	1	-	-	-	-	-	-	27	-	
National Anti-Doping Agency Austria GmbH	NADO	NADA Austria	-	-	-	22	-	-	-	-	4	-	-	-	-	-	-	26	-	
French Anti-Doping Agency	NADO	AFLD-NADO	17	-	-	8	-	-	-	-	-	-	-	-	-	-	-	25	-	
Anti-Doping Sweden	NADO	ADSE	-	-	-	23	-	-	-	-	1	-	-	-	-	-	-	24	-	
Sport Integrity Australia	NADO	SIA	-	-	-	18	-	-	-	-	1	-	-	-	-	-	-	19	-	
Spain National Anti-Doping Agency	NADO	ESP-NADO	13	-	-	2	-	-	-	-	-	-	-	-	-	-	-	15	-	
Estonian Center for Integrity in Sports	NADO	ESTCIS	4	-	-	8	-	-	-	-	-	-	-	-	-	-	-	12	-	
UK Anti-Doping	NADO	UKAD	-	-	-	10	-	-	-	-	2	-	-	-	-	-	-	12	-	
National Anti-doping Center of Ukraine	NADO	NADC Ukraine	4	-	-	8	-	-	-	-	-	-	-	-	-	-	-	12	-	
Anti-Doping Bureau of Latvia	NADO	LAT-NADO	1	-	-	8	-	-	1	-	1	-	-	-	-	-	-	11	-	
Georgian Anti-Doping Agency	NADO	GEO-NADO	-	-	-	11	-	-	-	-	-	-	-	-	-	-	-	11	-	
Swiss Sport Integrity	NADO	SSI	6	-	1	3	-	-	-	-	1	-	-	-	-	-	-	10	10.0%	
Ecuador NADO	NADO	ECU-NADO	-	-	-	10	-	-	-	-	-	-	-	-	-	-	-	10	-	
Israeli NADO	NADO	ISR-NADO	-	-	-	9	-	7	-	-	-	-	-	-	-	-	-	9	77.8%	
Romanian National Anti-Doping Agency	NADO	ANAD-Romania	-	-	-	4	-	-	-	-	4	-	-	-	-	-	-	8	-	
Turkish Anti Doping Commission	NADO	TADC	6	-	-	1	-	-	-	-	-	-	-	-	-	-	-	7	-	
NADO Flanders	NADO	NADOF	6	-	-	1	-	-	-	-	-	-	-	-	-	-	-	7	-	
Chilean National Anti-Doping Commission	NADO	CHI-NADO	-	-	-	6	-	-	-	-	-	-	-	-	-	-	-	6	-	
Luxembourg NADO	NADO	ALAD	-	-	-	3	-	-	-	-	2	-	-	-	-	-	-	5	-	
Drug Free Sport New Zealand	NADO	DFSNZ	-	-	-	4	-	-	-	-	-	-	-	-	-	-	-	4	-	
Azerbaijan National Anti-Doping Agency	NADO	AMADA	-	-	-	4	-	-	-	-	-	-	-	-	-	-	-	4	-	
Cuban National Anti-Doping Agency	NADO	CUB-NADO	-	-	-	4	-	-	-	-	-	-	-	-	-	-	-	4	-	
South African Institute for Drug-Free Sport	NADO	SAIDS	4	-	-	-	-	-	-	-	-	-	-	-	-	-	-	4	-	
Slovak Anti-Doping Agency	NADO	SADA	-	-	-	2	-	-	-	-	1	-	-	-	-	-	-	3	-	
Bulgarian Anti-doping Center	NADO	BUL-NADO	-	-	-	3	-	-	-	-	-	-	-	-	-	-	-	3	-	
Anti-Doping Denmark	NADO	ADD	-	-	-	2	-	-	-	-	-	-	-	-	-	-	-	2	-	
National Anti-Doping Agency of Uzbekistan	NADO	UZNADA	1	-	-	1	-	-	-	-	-	-	-	-	-	-	-	2	-	
Hong Kong Anti-Doping Committee	NADO	HKG-ADC	-	-	-	2	-	-	-	-	-	-	-	-	-	-	-	2	-	
Mongolian National Anti-Doping Organization	NADO	MGL-NADO	-	-	-	2	-	-	-	-	-	-	-	-	-	-	-	2	-	
Anti-Doping Paraguay	NADO	PAR-NADO	-	-	-	1	-	-	-	-	-	-	-	-	-	-	-	1	-	
National Olympic and Sports Association of Iceland	NADO	ISL-NADO	-	-	-	1	-	-	-	-	-	-	-	-	-	-	-	1	-	
International Olympic Committee	OTHER-CS	IOC	-	-	-	1	-	-	-	-	-	-	-	-	-	-	-	1	-	
Czech Anti-Doping Committee	NADO	CADC	-	-	-	1	-	-	-	-	-	-	-	-	-	-	-	1	-	
			1377	-	6	2733	1	10	117	-	-	532	-	-	-	-	73	-	4832	

Table 57: AIOWF Sport - Skiing

Testing Authority (TA)	TA Category	ADAMS Code	Urine						Blood						DBS			Total Samples	% AAF
			IC			OOC			IC			OOC			IC	OOC			
			Samples	ATF	AAF	Samples	ATF	AAF	Samples	ATF	AAF	Samples	ATF	AAF	Samples	AAF	AAF		
International Ski Federation	AIOWF	FIS	704	-	-	946	-	-	56	-	-	392	-	-	13	-	2	2113	-
China Anti-Doping Agency	NADO	CHINADA	127	-	-	1011	-	-	1	-	-	233	-	-	-	-	45	1417	-
German National Anti-Doping Agency	NADO	NADA	180	-	-	488	-	-	59	-	-	67	-	-	-	-	-	794	-
Russian National Anti-Doping Organization	NADO	RUSADA	131	-	1	561	-	-	8	-	-	13	-	-	-	-	-	713	0.1%
National Anti-Doping Agency Austria GmbH	NADO	NADA Austria	19	-	-	229	-	-	-	-	-	59	-	-	-	-	-	307	-
Finnish Center for Integrity in Sports	NADO	FINCIS	62	-	-	182	-	1	6	-	-	30	-	-	-	-	-	280	0.4%
US Anti-Doping Agency	NADO	USADA	50	-	-	220	-	-	-	-	-	9	-	-	-	-	-	279	-
Italian National Anti-Doping Agency	NADO	NADO ITALIA	42	-	-	205	-	-	-	-	-	30	-	-	-	-	-	277	-
Japan Anti-Doping Agency	NADO	JADA	36	-	-	226	-	-	-	-	-	1	-	-	-	-	-	263	-
Anti-Doping Sweden	NADO	ADSE	64	-	-	167	-	-	4	-	-	11	-	-	-	-	-	246	-
Swiss Sport Integrity	NADO	SSI	11	-	-	204	-	-	-	-	-	31	-	-	-	-	-	246	-
Canadian Centre for Ethics in Sport	NADO	CCES	19	-	-	202	-	-	-	-	-	19	-	-	-	-	-	240	-
Anti-Doping Norway	NADO	ADNO	53	-	-	172	-	-	-	-	-	13	-	-	-	-	-	238	-
Kazakhstan National Anti-Doping Centre	NADO	KAZ-NADO	46	-	-	163	-	-	-	-	-	-	-	-	-	-	-	209	-
French Anti-Doping Agency	NADO	AFLD-NADO	17	-	-	145	1	-	-	-	-	9	-	-	-	-	-	171	-
Belarus National Anti-Doping Agency	NADO	BNADA	20	-	-	68	-	-	-	-	-	8	-	-	-	-	-	96	-
Korea Anti-Doping Agency	NADO	KADA	22	-	-	36	-	-	4	-	-	8	-	-	-	-	-	70	-
Slovenian Antidoping Organization	NADO	SLOADO	-	-	-	69	-	-	-	-	-	-	-	-	-	-	-	69	-
Romanian National Anti-Doping Agency	NADO	ANAD-Romania	-	-	-	36	-	1	-	-	-	30	-	-	-	-	-	66	1.5%
Sport Integrity Australia	NADO	SIA	-	-	-	62	-	-	-	-	-	-	-	-	-	-	-	62	-
Polish Anti-Doping Agency	NADO	POLADA	19	-	-	16	-	-	-	-	-	3	-	-	-	-	-	38	-
UK Anti-Doping	NADO	UKAD	1	-	-	20	-	-	-	-	-	6	-	-	-	-	-	27	-
Bulgarian Anti-doping Center	NADO	BUL-NADO	12	-	-	6	-	-	-	-	-	2	-	-	-	-	-	20	-
Estonian Center for Integrity in Sports	NADO	ESTCIS	9	-	-	9	-	-	-	-	-	1	-	-	-	-	-	19	-
Hungarian Anti-Doping Agency	NADO	HUNADO	-	-	-	15	-	-	-	-	-	3	-	-	-	-	-	18	-
Andorra National Anti-Doping Commission	NADO	AGAD	2	-	-	12	-	-	-	-	-	3	-	-	-	-	-	17	-
Slovak Anti-Doping Agency	NADO	SADA	-	-	-	14	-	-	-	-	-	2	-	-	-	-	-	16	-
National Anti-doping Center of Ukraine	NADO	NADC Ukraine	-	-	-	15	-	-	-	-	-	-	-	-	-	-	-	15	-
Turkish Anti Doping Commission	NADO	TADC	4	-	-	9	-	-	-	-	-	-	-	-	-	-	-	13	-
Liechtenstein Olympic Committee	NADO	LOC	-	-	-	11	-	-	-	-	-	1	-	-	-	-	-	12	-
Czech Anti-Doping Committee	NADO	CADC	6	-	-	6	-	-	-	-	-	-	-	-	-	-	-	12	-
Spain National Anti-Doping Agency	NADO	ESP-NADO	9	-	-	2	-	-	-	-	-	-	-	-	-	-	-	11	-
Drug Free Sport New Zealand	NADO	DFSNZ	4	-	-	6	-	-	-	-	-	-	-	-	-	-	-	10	-
Luxembourg NADO	NADO	ALAD	-	-	-	6	-	-	-	-	-	3	-	-	-	-	-	9	-
Anti-Doping Bureau of Latvia	NADO	LAT-NADO	-	-	-	8	-	-	-	-	-	-	-	-	-	-	-	8	-
International Olympic Committee	OTHER-CS	IOC	-	-	-	6	-	-	-	-	-	1	-	-	-	-	-	7	-
Monaco Anti-Doping Committee	NADO	CMA Monaco	-	-	-	6	-	-	-	-	-	1	-	-	-	-	-	7	-
French Community of Belgium NADO	NADO	BEL-CFWB	-	-	-	5	-	1	-	-	-	2	-	-	-	-	-	7	14.3%
Mongolian National Anti-Doping Organization	NADO	MGL-NADO	-	-	-	6	-	-	-	-	-	-	-	-	-	-	-	6	-
Agency for Anti-Doping Control of Bosnia and Herzegovina	NADO	BIH-NADO	-	-	-	4	-	-	-	-	-	-	-	-	-	-	-	4	-
Doping Authority Netherlands	NADO	DAN	-	-	-	4	-	-	-	-	-	-	-	-	-	-	-	4	-
Georgian Anti-Doping Agency	NADO	GEO-NADO	-	-	-	2	-	-	-	-	-	-	-	-	-	-	-	2	-
LR Iran National Anti-Doping Organization	NADO	IRI-NADO	1	-	-	-	-	-	-	-	-	-	-	-	-	-	-	1	-
NADO Flanders	NADO	NADOF	-	-	-	1	-	-	-	-	-	-	-	-	-	-	-	1	-
			1670	-	1	5581	1	3	138	-	-	991	-	-	13	-	47	-	8440

Table 58: ARISF Sport - Air Sports

Testing Authority (TA) Category	ADAMS Code	Urine						Blood						DBS		Total Samples	% AAF
		IC			OOA			IC			OOA			IC	OOA		
		Samples	ATF	AAF	Samples	ATF	AAF	Samples	ATF	AAF	Samples	ATF	AAF	Samples	AAF		
Indonesia Anti-Doping Organization	NADO IADO	23	-	-	-	-	-	-	-	-	-	-	-	-	-	23	-
World Air Sports Federation	ARISF FAI	6	-	-	5	1	-	-	-	-	-	-	-	-	-	11	-
Anti-Doping Norway	NADO ADNO	-	-	-	2	-	-	-	-	-	-	-	-	-	-	2	-
Romanian National Anti-Doping Agency	NADO ANAD-Romania	-	-	-	1	-	-	-	-	-	-	-	-	-	-	1	-
		29	-	-	8	1	-	-	-	-	-	-	-	-	-	37	-

Table 59: ARISF Sport - American Football

Testing Authority (TA) Category	ADAMS Code	Urine						Blood						DBS		Total Samples	% AAF
		IC			OOA			IC			OOA			IC	OOA		
		Samples	ATF	AAF	Samples	ATF	AAF	Samples	ATF	AAF	Samples	ATF	AAF	Samples	AAF		
Anti-Doping Sweden	NADO ADSE	53	-	2	32	-	-	-	-	-	6	-	-	-	-	91	2.2%
Finnish Center for Integrity in Sports	NADO FINCIS	53	-	1	36	-	-	-	-	-	-	-	-	-	-	89	1.1%
International Federation of American Football	ARISF IFAF	64	1	1	22	-	1	-	-	-	-	-	-	-	-	86	2.3%
German National Anti-Doping Agency	NADO NADA	74	-	3	-	-	-	5	-	-	-	-	-	-	-	79	3.8%
Italian National Anti-Doping Agency	NADO NADO ITALIA	38	-	-	13	-	-	-	-	-	5	-	-	-	-	56	-
Anti-Doping Denmark	NADO ADD	14	-	-	30	-	-	4	-	-	-	-	-	-	-	48	-
Mexican National Anti-Doping Committee	NADO MEX-NADO	-	-	-	33	-	-	-	-	-	-	-	-	-	-	33	-
French Anti-Doping Agency	NADO AFLD-NADO	-	-	-	24	-	-	-	-	-	-	-	-	-	-	24	-
Anti-Doping Norway	NADO ADNO	12	-	-	11	-	-	-	-	-	-	-	-	-	-	23	-
National Anti-Doping Agency Austria GmbH	NADO NADA Austria	6	-	-	8	-	-	-	-	-	-	-	-	-	-	14	-
Swiss Sport Integrity	NADO SSI	8	-	-	4	-	-	-	-	-	1	-	-	-	-	13	-
Japan Anti-Doping Agency	NADO JADA	8	-	-	-	-	-	-	-	-	-	-	-	-	-	8	-
Anti-Doping Agency of Serbia	NADO ADAS	-	-	-	8	-	-	-	-	-	-	-	-	-	-	8	-
Turkish Anti Doping Commission	NADO TADC	-	-	-	6	-	-	-	-	-	-	-	-	-	-	6	-
Czech Anti-Doping Committee	NADO CADC	6	-	-	-	-	-	-	-	-	-	-	-	-	-	6	-
Israeli NADO	NADO ISR-NADO	2	-	-	-	-	-	-	-	-	-	-	-	-	-	2	-
		338	1	7	227	-	1	9	-	-	12	-	-	-	-	586	-

Table 60: ARISF Sport - Automobile

Testing Authority (TA) Category	ADAMS Code	Urine						Blood						DBS		Total Samples	% AAF
		IC			OOA			IC			OOA			IC	OOA		
		Samples	ATF	AAF	Samples	ATF	AAF	Samples	ATF	AAF	Samples	ATF	AAF	Samples	AAF		
International Automobile Federation	ARISF FIA	111	-	-	45	-	-	-	-	-	-	-	-	-	-	156	-
Portugal Anti-Doping Agency	NADO AdoP	22	-	2	-	-	-	-	-	-	-	-	-	-	-	22	9.1%
Sport Ireland	NADO SI	21	-	1	-	-	-	-	-	-	-	-	-	-	-	21	4.8%
French Anti-Doping Agency	NADO AFLD-NADO	14	-	-	6	-	-	-	-	-	-	-	-	-	-	20	-
French Community of Belgium NADO	NADO BEL-CFWB	18	-	1	-	-	-	-	-	-	-	-	-	-	-	18	6%
Spain National Anti-Doping Agency	NADO ESP-NADO	6	-	-	-	-	-	-	-	-	-	-	-	-	-	6	-
NADO Flanders	NADO NADOF	6	-	-	-	-	-	-	-	-	-	-	-	-	-	6	-
Czech Anti-Doping Committee	NADO CADC	6	-	-	-	-	-	-	-	-	-	-	-	-	-	6	-
Romanian National Anti-Doping Agency	NADO ANAD-Romania	5	-	-	-	-	-	-	-	-	-	-	-	-	-	5	-
Drug Free Sport New Zealand	NADO DFSNZ	4	-	-	-	-	-	-	-	-	-	-	-	-	-	4	-
Luxembourg NADO	NADO ALAD	-	-	-	3	-	-	-	-	-	-	-	-	-	-	3	-
Finnish Center for Integrity in Sports	NADO FINCIS	3	-	-	-	-	-	-	-	-	-	-	-	-	-	3	-
Qatar Antidoping Commission	NADO QADC	-	-	-	1	-	-	-	-	-	1	-	-	-	-	2	-
Turkish Anti Doping Commission	NADO TADC	2	-	-	-	-	-	-	-	-	-	-	-	-	-	2	-
Monaco Anti-Doping Committee	NADO CMA Monaco	-	-	-	2	-	-	-	-	-	-	-	-	-	-	2	-
Estonian Center for Integrity in Sports	NADO ESTCIS	1	-	-	-	-	-	-	-	-	-	-	-	-	-	1	-
		219	-	4	57	-	-	-	-	-	1	-	-	-	-	277	-

Table 61: ARISF Sport - Bandy

Testing Authority (TA) Category	ADAMS Code	Urine						Blood						DBS		Total Samples	% AAF
		IC			OOA			IC			OOA			IC	OOA		
		Samples	ATF	AAF	Samples	ATF	AAF	Samples	ATF	AAF	Samples	ATF	AAF	Samples	AAF		
Anti-Doping Sweden	NADO ADSE	33	-	1	2	-	-	-	-	-	-	-	-	-	-	35	2.9%
Finnish Center for Integrity in Sports	NADO FINCIS	8	-	-	-	-	-	-	-	-	-	-	-	-	-	8	-
International Federation of Bandy	ARISF FIB	6	-	-	-	-	-	-	-	-	-	-	-	-	-	6	-
Kazakhstan National Anti-Doping Centre	NADO KAZ-NADO	-	-	-	5	-	-	-	-	-	-	-	-	-	-	5	-
		47	-	1	7	-	-	-	-	-	-	-	-	-	-	54	-

Table 62: ARISF Sport - Baseball / Softball
Baseball

Testing Authority (TA)	TA Category	ADAMS Code	Urine						Blood						DBS				Total Samples	% AAF
			IC Samples	ATF	AAF	OC Samples	ATF	AAF	IC Samples	ATF	AAF	OC Samples	ATF	AAF	IC Samples	AAF	OC Samples	AAF		
World Baseball Softball Confederation	ARISF	WBSC	84	-	2	81	5	-	9	-	-	3	-	-	-	-	-	177	1.1%	
International Olympic Committee	OTHER-CS	IOC	55	-	-	36	-	-	8	-	-	6	-	-	-	-	105	-		
Mexican National Anti-Doping Committee	NADO	MEX-NADO	30	-	2	67	-	-	-	-	-	-	-	-	-	-	97	2.1%		
German National Anti-Doping Agency	NADO	NADA	48	-	3	39	-	-	-	-	-	5	-	-	-	-	92	3.3%		
China Anti-Doping Agency	NADO	CHINADA	10	-	-	57	-	-	-	-	-	-	-	-	-	-	67	-		
Sport Integrity Australia	NADO	SIA	44	-	4	4	-	-	-	-	-	4	-	-	-	-	52	8%		
Korea Anti-Doping Agency	NADO	KADA	32	-	1	14	-	-	4	-	-	-	-	-	-	-	50	2%		
Japan Anti-Doping Agency	NADO	JADA	24	-	-	26	-	-	-	-	-	-	-	-	-	-	50	-		
Italian National Anti-Doping Agency	NADO	NADO ITALIA	18	-	-	19	-	-	-	-	-	5	-	-	-	-	42	-		
Cuban National Anti-Doping Agency	NADO	CUB-NADO	-	-	-	33	-	-	-	-	-	-	-	-	-	-	33	-		
Federacion Dominicana de Medicina del Deporte	NADO	FEDOMEDE	-	-	-	30	-	-	-	-	-	-	-	-	-	-	30	-		
US Anti-Doping Agency	NADO	USADA	2	-	-	24	-	-	-	-	-	-	-	-	-	-	26	-		
Doping Authority Netherlands	NADO	DAN	9	-	-	13	-	-	-	-	-	-	-	-	-	-	22	-		
Spain National Anti-Doping Agency	NADO	ESP-NADO	18	-	-	-	-	-	-	-	-	-	-	-	-	-	18	-		
National Anti-Doping Agency Austria GmbH	NADO	NADA Austria	-	-	-	16	-	-	-	-	-	-	-	-	-	-	16	-		
Nicaragua Anti-doping Organization	NADO	NIC-NADO	-	-	-	13	-	1	-	-	-	-	-	-	-	-	13	7.7%		
Anti-Doping Sweden	NADO	ADSE	12	-	1	-	-	-	-	-	-	-	-	-	-	-	12	8%		
Colombian NADO	NADO	COL-NADO	8	-	1	1	-	-	-	-	-	-	-	-	-	-	9	11%		
Anti-Doping Agency of Panama	NADO	PAN-NADO	8	-	-	1	-	-	-	-	-	-	-	-	-	-	9	-		
Czech Anti-Doping Committee	NADO	CADC	6	-	-	-	-	-	-	-	-	-	-	-	-	-	6	-		
Pan American Sports Organization	OTHER-CS	PASO	4	-	-	2	-	-	-	-	-	-	-	-	-	-	6	-		
Indonesia Anti-Doping Organization	NADO	IADO	2	-	-	-	-	-	-	-	-	-	-	-	-	-	2	-		
Anti-Doping Commission, Chinese Taipei Olympic Committee	NADO	CTADA	2	-	-	-	-	-	-	-	-	-	-	-	-	-	2	-		
Hong Kong Anti-Doping Committee	NADO	HKG-ADC	-	-	-	1	-	-	-	-	-	-	-	-	-	-	1	-		
			416	-	14	477	5	1	21	-	-	23	-	-	-	-	937			

Softball

Testing Authority (TA)	TA Category	ADAMS Code	Urine						Blood						DBS				Total Samples	% AAF
			IC Samples	ATF	AAF	OC Samples	ATF	AAF	IC Samples	ATF	AAF	OC Samples	ATF	AAF	IC Samples	AAF	OC Samples	AAF		
World Baseball Softball Confederation	ARISF	WBSC	17	-	-	54	-	-	1	-	-	4	-	-	-	-	76	-		
China Anti-Doping Agency	NADO	CHINADA	10	-	-	56	-	-	-	-	-	-	-	-	-	-	66	-		
Italian National Anti-Doping Agency	NADO	NADO ITALIA	16	-	1	32	-	-	-	-	-	6	-	-	-	-	54	2%		
Mexican National Anti-Doping Committee	NADO	MEX-NADO	-	-	-	49	-	-	-	-	-	-	-	-	-	-	49	-		
International Olympic Committee	OTHER-CS	IOC	36	-	-	9	-	-	2	-	-	-	-	-	-	-	47	-		
Japan Anti-Doping Agency	NADO	JADA	16	-	-	15	-	-	-	-	-	-	-	-	-	-	31	-		
Sport Integrity Australia	NADO	SIA	-	-	-	18	-	-	-	-	-	4	-	-	-	-	22	-		
Canadian Centre for Ethics in Sport	NADO	CCES	-	-	-	19	-	-	-	-	-	-	-	-	-	-	19	-		
US Anti-Doping Agency	NADO	USADA	-	-	-	18	-	-	-	-	-	-	-	-	-	-	18	-		
Korea Anti-Doping Agency	NADO	KADA	2	-	-	7	-	-	-	-	-	2	-	-	-	-	11	-		
Anti-Doping Sweden	NADO	ADSE	4	-	-	4	-	-	-	-	-	-	-	-	-	-	8	-		
Czech Anti-Doping Committee	NADO	CADC	6	-	-	-	-	-	-	-	-	-	-	-	-	-	6	-		
Indonesia Anti-Doping Organization	NADO	IADO	6	-	-	-	-	-	-	-	-	-	-	-	-	-	6	-		
Drug Free Sport New Zealand	NADO	DFSNZ	4	-	-	-	-	-	-	-	-	-	-	-	-	-	4	-		
Pan American Sports Organization	OTHER-CS	PASO	4	-	1	-	-	-	-	-	-	-	-	-	-	-	4	25%		
Bulgarian Anti-doping Center	NADO	BUL-NADO	-	-	-	1	-	-	-	-	-	-	-	-	-	-	1	-		
			121	-	2	282	-	-	3	-	-	16	-	-	-	-	422			

Table 63: ARISF Sport - Basque Pelota

Testing Authority (TA)	TA Category	ADAMS Code	Urine						Blood						DBS				Total Samples	% AAF
			IC Samples	ATF	AAF	OC Samples	ATF	AAF	IC Samples	ATF	AAF	OC Samples	ATF	AAF	IC Samples	AAF	OC Samples	AAF		
French Anti-Doping Agency	NADO	AFLD-NADO	42	-	1	-	-	-	-	-	-	-	-	-	-	-	42	2%		
International Federation of Basque Pelota	ARISF	FIPV	14	-	-	-	-	-	-	-	-	-	-	-	-	-	14	-		
Cuban National Anti-Doping Agency	NADO	CUB-NADO	-	-	-	6	-	-	-	-	-	-	-	-	-	-	6	-		
			56	-	1	6	-	-	-	-	-	-	-	-	-	-	62			

Table 64: ARISF Sport - Billiards Sports

Testing Authority (TA)	TA Category	ADAMS Code	Urine						Blood						DBS				Total Samples	% AAF
			IC Samples	ATF	AAF	OC Samples	ATF	AAF	IC Samples	ATF	AAF	OC Samples	ATF	AAF	IC Samples	AAF	OC Samples	AAF		
Indonesia Anti-Doping Organization	NADO	IADO	16	-	-	-	-	-	-	-	-	-	-	-	-	-	16	-		
World Confederation of Billiards Sports	ARISF	WCBS	14	-	1	-	-	-	-	-	-	-	-	-	-	-	14	7%		
German National Anti-Doping Agency	NADO	NADA	12	-	1	9	-	-	-	-	-	-	-	-	-	-	12	8%		
Hong Kong Anti-Doping Committee	NADO	HKG-ADC	-	-	-	9	-	-	-	-	-	-	-	-	-	-	9	-		
Qatar Antidoping Commission	NADO	QADC	2	-	-	6	-	-	-	-	-	-	-	-	-	-	8	-		
Italian National Anti-Doping Agency	NADO	NADO ITALIA	4	-	-	-	-	-	-	-	-	-	-	-	-	-	4	-		
National Anti-Doping Agency Austria GmbH	NADO	NADA Austria	-	-	-	3	-	-	-	-	-	-	-	-	-	-	3	-		
Polish Anti-Doping Agency	NADO	POLADA	3	-	-	-	-	-	-	-	-	-	-	-	-	-	3	-		
Korea Anti-Doping Agency	NADO	KADA	3	-	-	-	-	-	-	-	-	-	-	-	-	-	3	-		
Doping Authority Netherlands	NADO	DAN	-	-	-	2	-	-	-	-	-	-	-	-	-	-	2	-		
Turkish Anti Doping Commission	NADO	TADC	2	-	-	-	-	-	-	-	-	-	-	-	-	-	2	-		
Israeli NADO	NADO	ISR-NADO	-	-	-	1	-	-	-	-	-	-	-	-	-	-	1	-		
			56	-	2	21	-	-	-	-	-	-	-	-	-	-	77			

Table 65: ARISF Sport - Boules Sports

Testing Authority (TA)	TA Category	ADAMS Code	Urine						Blood						DBS				Total Samples	% AAF
			IC Samples	ATF	AAF	OC Samples	ATF	AAF	IC Samples	ATF	AAF	OC Samples	ATF	AAF	IC Samples	AAF	OC Samples	AAF		
Monaco Anti-Doping Committee	NADO	CMA Monaco	16	1	1	-	-	-	-	-	-	-	-	-	-	-	16	6%		
German National Anti-Doping Agency	NADO	NADA	12	-	-	-	-	-	-	-	-	-	-	-	-	-	12	-		
Italian National Anti-Doping Agency	NADO	NADO ITALIA	2	-	-	7	-	-	-	-	-	-	-	-	-	-	9	-		
French Anti-Doping Agency	NADO	AFLD-NADO	6	-	1	-	-	-	-	-	-	-	-	-	-	-	6	17%		
Slovenian Antidoping Organization	NADO	SLOADO	3	-	-	-	-	-	-	-	-	-	-	-	-	-	3	-		
Croatian Institute of Public Health	NADO	CIPH	-	-	-	2	-	-	-	-	-	-	-	-	-	-	2	-		
Israeli NADO	NADO	ISR-NADO	-	-	-	1	-	-	-	-	-	-	-	-	-	-	1	-		
Anti-Doping Commission of Montenegro	NADO	MINE-NADO	-	-	-	1	-	-	-	-	-	-	-	-	-	-	1	-		
			39	1	2	11	-	-	-	-	-	-	-	-	-	-	50			

Table 66: ARISF Sport - Bowling

Testing Authority (TA)	TA Category	ADAMS Code	Urine						Blood						Total			
			IC	ATF	AAF	IC	ATF	AAF	IC	ATF	AAF	IC	AAF	OC	AAF	Samples	% AAF	
Hong Kong Anti-Doping Committee	NADO	HKG-ADC	-	-	-	9	-	-	-	-	-	-	-	-	-	-	9	-
International Bowling Federation	ARISF	IBF	4	-	-	5	-	-	-	-	-	-	-	-	-	9	-	
German National Anti-Doping Agency	NADO	NADA	6	-	-	-	-	-	-	-	-	-	-	-	-	6	-	
Mexican National Anti-Doping Committee	NADO	MEX-NADO	-	-	-	4	-	-	-	-	-	-	-	-	-	4	-	
Qatar Antidoping Commission	NADO	QADC	2	-	-	2	-	-	-	-	-	-	-	-	-	4	-	
Korea Anti-Doping Agency	NADO	KADA	3	-	-	-	-	-	-	-	-	-	-	-	-	3	-	
Anti-Doping Agency of Serbia	NADO	ADAS	2	-	-	-	-	-	-	-	-	-	-	-	-	2	-	
Finnish Center for Integrity in Sports	NADO	FINCIS	-	-	-	2	-	-	-	-	-	-	-	-	-	2	-	
Anti-Doping Commission, Chinese Taipei Olympic Committee	NADO	CTADA	2	-	-	-	-	-	-	-	-	-	-	-	-	2	-	
			19	-	-	22	-	-	-	-	-	-	-	-	-	41	-	

Table 67: ARISF Sport - Bridge

Testing Authority (TA)	TA Category	ADAMS Code	Urine						Blood						Total		
			IC	ATF	AAF	IC	ATF	AAF	IC	ATF	AAF	IC	AAF	OC	AAF	Samples	% AAF
Hong Kong Anti-Doping Committee	NADO	HKG-ADC	-	-	-	14	-	-	-	-	-	-	-	-	-	14	-
Turkish Anti Doping Commission	NADO	TADC	4	-	-	-	-	-	-	-	-	-	-	-	-	4	-
Doping Authority Netherlands	NADO	DAN	-	-	-	3	-	-	-	-	-	-	-	-	-	3	-
			4	-	-	17	-	-	-	-	-	-	-	-	-	21	-

Table 68: AIMS Sport - Cheer Union

Testing Authority (TA)	TA Category	ADAMS Code	Urine						Blood						Total		
			IC	ATF	AAF	IC	ATF	AAF	IC	ATF	AAF	IC	AAF	OC	AAF	Samples	% AAF
Anti-Doping Norway	NADO	ADNO	-	-	-	32	-	1	-	-	-	3	-	-	-	35	3%
Canadian Centre for Ethics in Sport	NADO	CCES	-	-	-	8	-	-	-	-	-	-	-	-	8	-	
			-	-	-	40	-	1	-	-	-	3	-	-	43	-	

Table 69: ARISF Sport - Chess

Testing Authority (TA)	TA Category	ADAMS Code	Urine						Blood						Total		
			IC	ATF	AAF	IC	ATF	AAF	IC	ATF	AAF	IC	AAF	OC	AAF	Samples	% AAF
World Chess Federation	ARISF	FIDE	45	-	1	-	-	-	-	-	-	-	-	-	-	45	2%
Indonesia Anti-Doping Organization	NADO	IADO	21	-	-	-	-	-	-	-	-	-	-	-	21	-	
German National Anti-Doping Agency	NADO	NADA	11	-	-	-	-	-	-	-	-	-	-	-	11	-	
National Anti Doping Agency -India	NADO	IND-NADO	-	-	-	4	-	-	-	-	-	-	-	-	4	-	
Mongolian National Anti-Doping Organization	NADO	MGL-NADO	-	-	-	4	-	-	-	-	-	-	-	-	4	-	
Romanian National Anti-Doping Agency	NADO	ANAD-Romania	2	-	-	-	-	-	-	-	-	-	-	-	2	-	
			79	-	1	8	-	-	-	-	-	-	-	-	87	-	

Table 70: ARISF Sport - Cricket

Testing Authority (TA)	TA Category	ADAMS Code	Urine						Blood						Total	
			IC	ATF	AAF	IC	ATF	AAF	IC	ATF	AAF	IC	AAF	OC	AAF	Samples
International Cricket Council	ARISF	ICC	78	-	2	341	-	-	-	-	-	-	-	-	419	0.5%
UK Anti-Doping	NADO	UKAD	266	-	-	96	-	1	33	-	-	6	-	-	401	0.2%
Sport Integrity Australia	NADO	SIA	13	-	-	69	-	-	-	-	3	-	-	85	-	
South African Institute for Drug-Free Sport	NADO	SAIDS	69	1	-	-	-	-	-	-	-	-	-	69	-	
National Anti Doping Agency -India	NADO	IND-NADO	42	-	-	12	-	-	-	-	-	-	-	54	-	
Drug Free Sport New Zealand	NADO	DFSNZ	26	-	-	12	-	-	-	-	-	-	-	38	-	
Sri Lanka Anti Doping Agency	NADO	SRI-NADO	12	-	-	9	-	-	-	-	-	-	-	21	-	
Jamaica Anti-Doping Commission	NADO	JADCO	-	-	-	16	-	-	-	-	5	-	-	21	-	
Qatar Antidoping Commission	NADO	QADC	4	-	-	4	-	-	2	-	-	-	-	10	-	
Zimbabwe National Olympic Committee	NADO	ZIM-NOC	8	-	-	-	-	-	-	-	-	-	-	8	-	
Indonesia Anti-Doping Organization	NADO	IADO	6	-	-	-	-	-	-	-	-	-	-	6	-	
Italian National Anti-Doping Agency	NADO	NADO ITALIA	4	-	-	-	-	-	-	-	-	-	-	4	-	
Sport Ireland	NADO	SI	2	-	-	-	-	-	-	-	-	-	-	2	-	
Nigerian National Anti-Doping Committee	NADO	NGR-NADO	2	-	-	-	-	-	-	-	-	-	-	2	-	
			532	1	2	559	-	1	35	-	-	14	-	-	1140	-

Table 71: ARISF Sport - DanceSport

Testing Authority (TA)	TA Category	ADAMS Code	Urine						Blood						Total	
			IC	ATF	AAF	IC	ATF	AAF	IC	ATF	AAF	IC	AAF	OC	AAF	Samples
German National Anti-Doping Agency	NADO	NADA	39	-	1	58	-	-	-	-	2	-	-	99	1%	
World DanceSport Federation	ARISF	WDSF	69	-	-	3	-	-	-	-	-	-	-	72	-	
China Anti-Doping Agency	NADO	CHINADA	6	-	-	29	-	-	-	-	-	-	-	35	-	
Romanian National Anti-Doping Agency	NADO	ANAD-Romania	7	-	-	10	-	-	-	-	-	-	-	17	-	
Italian National Anti-Doping Agency	NADO	NADO ITALIA	8	-	1	-	-	-	-	-	-	-	-	8	13%	
Korea Anti-Doping Agency	NADO	KADA	8	-	-	-	-	-	-	-	-	-	-	8	-	
French Anti-Doping Agency	NADO	AFID-NADO	8	-	-	-	-	-	-	-	-	-	-	8	-	
Kazakhstan National Anti-Doping Centre	NADO	KAZ-NADO	-	-	-	7	-	-	-	-	-	-	-	7	-	
Spain National Anti-Doping Agency	NADO	ESP-NADO	6	-	-	-	-	-	-	-	-	-	-	6	-	
Finnish Center for Integrity in Sports	NADO	FINCIS	4	-	-	-	-	-	-	-	-	-	-	4	-	
Estonian Center for Integrity in Sports	NADO	ESTCIS	4	-	-	-	-	-	-	-	-	-	-	4	-	
Russian National Anti-Doping Organization	NADO	RUSADA	4	-	-	-	-	-	-	-	-	-	-	4	-	
Anti-Doping Agency of Serbia	NADO	ADAS	2	-	-	-	-	-	-	-	-	-	-	2	-	
			165	-	2	107	-	-	-	-	2	-	-	274	-	

Table 72: ARISF Sport - Floorball

Testing Authority (TA)	TA Category	ADAMS Code	Urine						Blood						Total	
			IC	ATF	AAF	IC	ATF	AAF	IC	ATF	AAF	IC	AAF	OC	AAF	Samples
Anti-Doping Sweden	NADO	ADSE	69	-	2	27	-	-	-	-	-	-	-	96	2%	
International Floorball Federation	ARISF	IFF	49	-	-	40	-	-	-	-	-	-	-	89	-	
Swiss Sport Integrity	NADO	SSI	49	-	-	28	-	-	-	-	10	-	-	87	-	
Finnish Center for Integrity in Sports	NADO	FINCIS	40	-	-	39	-	-	-	-	-	-	-	79	-	
Anti-Doping Bureau of Latvia	NADO	LAT-NADO	12	-	-	-	-	-	-	-	-	-	-	12	-	
Czech Anti-Doping Committee	NADO	CADC	12	-	-	-	-	-	-	-	-	-	-	12	-	
German National Anti-Doping Agency	NADO	NADA	8	-	-	-	-	-	-	-	-	-	-	8	-	
Anti-Doping Norway	NADO	ADNO	6	-	1	-	-	-	-	-	-	-	-	6	17%	
Estonian Center for Integrity in Sports	NADO	ESTCIS	-	-	-	2	-	-	-	-	-	-	-	2	-	
			245	-	3	136	-	-	-	-	10	-	-	391	-	

Table 73: ARISF Sport - Flying Disc

Testing Authority (TA)	TA Category	ADAMS Code	Urine						Blood						DBS		Total Samples	% AAF	
			IC	ATF	AAF	IC	ATF	AAF	IC	ATF	AAF	IC	ATF	AAF	IC	AAF			
Japan Anti-Doping Agency	NADO	JADA	4	-	-	-	-	-	-	-	-	-	-	-	-	-	-	4	-
Colombian NADO	NADO	COL-NADO	3	-	-	-	-	-	-	-	-	-	-	-	-	-	-	3	-
World Flying Disc Federation	ARISF	WFDF	-	-	-	2	-	-	-	-	-	-	-	-	-	-	-	2	-
			7	-	-	2	-	-	-	-	-	-	-	-	-	-	9	-	

Table 74: AIMS Sport - Icestocksport

Testing Authority (TA)	TA Category	ADAMS Code	Urine						Blood						DBS		Total Samples	% AAF	
			IC	ATF	AAF	IC	ATF	AAF	IC	ATF	AAF	IC	ATF	AAF	IC	AAF			
International Federation Icestocksport	ARISF	IFI	5	-	-	9	-	-	-	-	-	3	-	-	-	-	-	17	-
			5	-	-	9	-	-	-	-	-	3	-	-	-	-	-	17	-

Table 75: ARISF Sport - Karate

Testing Authority (TA)	TA Category	ADAMS Code	Urine						Blood						DBS		Total Samples	% AAF	
			IC	ATF	AAF	IC	ATF	AAF	IC	ATF	AAF	IC	ATF	AAF	IC	AAF			
China Anti-Doping Agency	NADO	CHINADA	49	-	-	127	-	-	-	-	-	7	-	-	-	-	6	189	-
World Karate Federation	ARISF	WKF	87	-	1	78	-	2	8	-	-	8	-	-	-	-	-	181	2%
Azerbaijan National Anti-Doping Agency	NADO	AMADA	40	-	-	54	-	1	-	-	-	8	-	-	-	-	-	102	1%
German National Anti-Doping Agency	NADO	NADA	21	-	-	72	-	-	-	-	-	6	-	-	-	-	-	99	-
International Olympic Committee	OTHER-CS	IOC	57	-	-	22	-	-	3	-	-	5	-	-	-	-	-	87	-
Japan Anti-Doping Agency	NADO	JADA	8	-	-	67	-	-	-	-	-	10	-	-	-	-	-	85	-
Russian National Anti-Doping Organization	NADO	RUSADA	20	-	-	60	-	-	-	-	-	-	-	-	-	-	-	80	-
Belarus National Anti-Doping Agency	NADO	BNADA	10	-	1	28	1	-	-	-	-	6	-	-	-	-	-	44	2%
French Anti-Doping Agency	NADO	AFLD-NADO	19	-	1	19	-	-	-	-	-	3	-	-	-	-	-	41	2%
Indonesia Anti-Doping Organization	NADO	IADO	36	-	-	1	-	-	-	-	-	-	-	-	-	-	-	37	-
Italian National Anti-Doping Agency	NADO	NADO ITALIA	8	-	-	23	1	-	-	-	-	4	-	-	-	-	-	35	-
US Anti-Doping Agency	NADO	USADA	1	-	-	32	-	-	-	-	-	-	-	-	-	-	-	33	-
Pan American Sports Organization	OTHER-CS	PASO	21	-	-	5	-	-	-	-	-	3	-	-	-	-	-	29	-
Egyptian National Anti-doping Organization	NADO	EGY-NADO	-	-	-	27	-	-	-	-	-	-	-	-	-	-	-	27	-
Spain National Anti-Doping Agency	NADO	ESP-NADO	19	-	-	6	-	-	-	-	-	-	-	-	-	-	-	25	-
Sport Integrity Australia	NADO	SIA	8	-	1	13	-	-	-	-	-	4	-	-	-	-	-	25	4%
Turkish Anti Doping Commission	NADO	TADC	8	-	-	13	-	-	-	-	-	-	-	-	-	-	-	21	-
National Anti-Doping Agency Austria GmbH	NADO	NADA Austria	-	-	-	16	-	-	-	-	-	3	-	-	-	-	-	19	-
Hong Kong Anti-Doping Committee	NADO	HKG-ADC	-	-	-	19	-	-	-	-	-	-	-	-	-	-	-	19	-
Anti-Doping Commission, Chinese Taipei Olympic Committee	NADO	CTADA	15	-	-	2	-	-	2	-	-	-	-	-	-	-	-	19	-
Kazakhstan National Anti-Doping Centre	NADO	KAZ-NADO	-	-	-	19	-	-	-	-	-	-	-	-	-	-	-	19	-
I.R Iran National Anti-Doping Organization	NADO	IRI-NADO	-	-	-	19	-	-	-	-	-	-	-	-	-	-	-	19	-
Anti-Doping Agency of Serbia	NADO	ADAS	-	-	-	16	-	-	-	-	-	-	-	-	-	-	-	16	-
Morocco Anti-Doping Agency	NADO	AMAD	-	-	-	14	-	-	-	-	-	-	-	-	-	-	-	14	-
Bulgarian Anti-doping Center	NADO	BUL-NADO	6	-	-	6	-	-	-	-	-	1	-	-	-	-	-	13	-
Romanian National Anti-Doping Agency	NADO	ANAD-Romania	-	-	-	12	-	-	-	-	-	-	-	-	-	-	-	12	-
Doping Authority Netherlands	NADO	DAN	6	-	-	6	-	-	-	-	-	-	-	-	-	-	-	12	-
Swiss Sport Integrity	NADO	SSI	4	-	-	7	-	-	-	-	-	1	-	-	-	-	-	12	-
Anti-Doping Agency of Kenya	NADO	ADAK	-	-	-	12	-	-	-	-	-	-	-	-	-	-	-	12	-
Croatian Institute of Public Health	NADO	CIPH	-	-	-	10	-	-	-	-	-	2	-	-	-	-	-	12	-
Anti-Doping Denmark	NADO	ADD	5	-	-	7	-	-	-	-	-	-	-	-	-	-	-	12	-
National Anti-Doping Agency of Tunisia	NADO	ANAD	6	-	-	4	-	-	-	-	-	-	-	-	-	-	-	11	-
National Anti-doping Center of Ukraine	NADO	NADC Ukraine	-	-	-	10	-	-	-	-	-	-	-	-	-	-	-	10	-
Vietnam Anti-Doping & Sports Medicine Agency	NADO	VADA	6	-	-	3	-	-	-	-	-	-	-	-	-	-	-	9	-
Colombian NADO	NADO	COL-NADO	-	-	-	8	-	-	-	-	-	1	-	-	-	-	-	9	-
Doping Control Agency of Thailand	NADO	DCAT	-	-	-	9	-	-	-	-	-	-	-	-	-	-	-	9	-
National Anti-Doping Commission of Macedonia	NADO	MKD-NADO	8	-	-	1	-	-	-	-	-	-	-	-	-	-	-	9	-
Canadian Centre for Ethics in Sport	NADO	CCES	-	-	-	8	-	-	-	-	-	1	-	-	-	-	-	9	-
Polish Anti-Doping Agency	NADO	POLADA	3	1	-	5	-	-	-	-	-	-	-	-	-	-	-	8	-
Finnish Center for Integrity in Sports	NADO	FINCIS	4	-	-	4	-	-	-	-	-	-	-	-	-	-	-	8	-
Saudi Arabian Antidoping Committee	NADO	KSA-NADO	7	-	-	1	-	-	-	-	-	-	-	-	-	-	-	8	-
Anti-Doping Bureau of Latvia	NADO	LAT-NADO	-	-	-	7	-	-	-	-	-	1	-	-	-	-	-	8	-
Anti-Doping Sweden	NADO	ADSE	1	-	-	6	-	-	-	-	-	-	-	-	-	-	-	7	-
HADA - Hellenic Antidoping Agency	NADO	EOKAN	-	-	-	7	-	-	-	-	-	-	-	-	-	-	-	7	-
Peru National Anti-Doping Commission	NADO	CONAD PERU	-	-	-	6	-	-	-	-	-	-	-	-	-	-	-	6	-
Czech Anti-Doping Committee	NADO	CADC	6	-	-	-	-	-	-	-	-	-	-	-	-	-	-	6	-
Mexican National Anti-Doping Committee	NADO	MEX-NADO	-	-	-	6	-	-	-	-	-	-	-	-	-	-	-	6	-
Hungarian Anti-Doping Agency	NADO	HUNADO	-	-	-	5	-	-	-	-	-	1	-	-	-	-	-	6	-
Nicaragua Anti-doping Organization	NADO	NIC-NADO	-	-	-	6	-	-	-	-	-	-	-	-	-	-	-	6	-
Anti-Doping Norway	NADO	ADNO	-	-	-	6	-	-	-	-	-	-	-	-	-	-	-	6	-
French Community of Belgium NADO	NADO	BEL-CFWB	4	-	-	-	-	-	1	-	-	-	-	-	-	-	-	5	-
Anti-Doping Agency of Panama	NADO	PAN-NADO	-	-	-	4	-	-	-	-	-	-	-	-	-	-	-	4	-
Estonian Center for Integrity in Sports	NADO	ESTCIS	3	-	-	1	-	-	-	-	-	-	-	-	-	-	-	4	-
Anti-Doping Agency of Malaysia	NADO	ADAMAS	-	-	-	4	-	-	-	-	-	-	-	-	-	-	-	4	-
National Anti-Doping Agency of Uzbekistan	NADO	UZNADA	1	-	-	3	-	-	-	-	-	-	-	-	-	-	-	4	-
Korea Anti-Doping Agency	NADO	KADA	-	-	-	3	-	-	-	-	-	1	-	-	-	-	-	4	-
Georgian Anti-Doping Agency	NADO	GEO-NADO	-	-	-	3	-	-	-	-	-	1	-	-	-	-	-	4	-
Drug Free Sport New Zealand	NADO	DFSNZ	-	-	-	3	-	-	-	-	-	-	-	-	-	-	-	3	-
UK Anti-Doping	NADO	UKAD	-	-	-	2	-	-	-	-	-	1	-	-	-	-	-	3	-
Federacion Dominicana de Medicina del Deporte	NADO	FEDOMEDE	-	-	-	3	1	-	-	-	-	-	-	-	-	-	-	3	-
Anti-Doping Commission of Montenegro	NADO	MNE-NADO	-	-	-	2	-	-	-	-	-	-	-	-	-	-	-	2	-
Guatemala NADO	NADO	GUA-OAD	-	-	-	2	-	-	-	-	-	-	-	-	-	-	-	2	-
Agency for Anti-Doping Control of Bosnia and Herzegovina	NADO	BIH-NADO	-	-	-	2	-	-	-	-	-	-	-	-	-	-	-	2	-
Qatar Antidoping Commission	NADO	QADC	-	-	-	1	-	-	-	-	-	1	-	-	-	-	-	2	-
Luxembourg NADO	NADO	ALAD	-	-	-	2	-	-	-	-	-	-	-	-	-	-	-	2	-
Cuban National Anti-Doping Agency	NADO	CUB-NADO	-	-	-	1	-	-	-	-	-	-	-	-	-	-	-	1	-
DFSF Drug Free Sports Fiji	NADO	FIJ-NADO	-	-	-	1	-	-	-	-	-	-	-	-	-	-	-	1	-
Palestine Anti-doping Committee	NADO	PAL-NADO	-	-	-	1	-	-	-	-	-	-	-	-	-	-	-	1	-
National Olympic Committee of Solomon Islands	NADO	NOC-SOL	-	-	-	1	-	-	-	-	-	-	-	-	-	-	-	1	-
United Arab Emirates National Anti-doping Committee	NADO	UAE-NADO	-	-	-	1	-	-	-	-	-	-	-	-	-	-	-	1	-
Jordan Anti-doping Organization	NADO	JADO	-	-	-	1	-	-	-	-	-	-	-	-	-	-	-	1	-
Slovenian Antidoping Organization	NADO	SLOADO	-	-	-	1	-	-	-	-	-	-	-	-	-	-	-	1	-
Anti-Doping Paraguay	NADO	PAR-NADO	-	-	-	1	-	-	-	-	-	-	-	-	-	-	-	1	-
Kosovo Olympic Committee	NADO	KOS-NOC	-	-	-	1	-	-	-	-	-	-	-	-	-	-	-	1	-
Chilean National Anti-Doping Commission	NADO	CHI-NADO	-	-	-	1	-	-	-	-	-	-	-	-	-	-	-	1	-
National Anti-Doping Organization of Cape Verde	NADO	ONAD-CV	-	-	-	1	-	-	-	-	-	-	-	-	-	-	-	1	-
			497	1	4	960	3	3	14	-	-	80	-	-	-	-	6	1557	-

Table 76: ARISF Sport - Kickboxing

Testing Authority (TA)	TA Category	ADAMS Code	Urine						Blood						DBS				Total Samples	% AAF
			IC			OOB			IC			OOB			IC		OOB			
			Samples	ATF	AAF	Samples	ATF	AAF	Samples	ATF	AAF	Samples	ATF	AAF	Samples	AAF	Samples	AAF		
Portugal Anti-Doping Agency	NADO	ADoP	96	-	3	-	-	-	-	-	-	-	-	-	-	-	-	96	3%	
Anti-Doping Denmark	NADO	ADD	-	-	-	23	-	-	-	-	-	4	-	-	17	-	-	44	-	
World Association of Kickboxing Organizations	ARISF	WAKO	10	-	-	26	1	-	-	-	-	4	-	-	-	-	40	-		
French Anti-Doping Agency	NADO	AFLD-NADO	10	-	2	16	-	-	-	-	-	-	-	-	-	-	26	8%		
Anti-Doping Norway	NADO	ADNO	5	-	-	20	-	-	-	-	-	-	-	-	-	-	25	-		
National Anti-Doping Agency Austria GmbH	NADO	NADA Austria	4	-	-	17	-	-	-	-	1	-	-	-	-	-	22	-		
Agency for Anti-Doping Control of Bosnia and Herzegovina	NADO	BIH-NADO	12	-	1	7	-	-	3	-	-	-	-	-	-	-	22	5%		
Italian National Anti-Doping Agency	NADO	NADO ITALIA	12	-	2	-	-	-	2	-	-	-	-	-	-	-	14	14%		
Belarus National Anti-Doping Agency	NADO	BNADA	-	-	-	14	-	-	-	-	-	-	-	-	-	-	14	-		
Bulgarian Anti-doping Center	NADO	BUL-NADO	10	-	1	2	-	-	1	-	-	-	-	-	-	-	13	8%		
Finnish Center for Integrity in Sports	NADO	FINCIS	6	-	-	6	-	-	-	-	-	-	-	-	-	-	12	-		
NADO Flanders	NADO	NADOF	12	-	-	-	-	-	-	-	-	-	-	-	-	-	12	-		
Anti-Doping Sweden	NADO	ADSE	2	-	-	9	-	-	-	-	-	-	-	-	-	-	11	-		
Anti-Doping Agency of Serbia	NADO	ADAS	4	-	-	7	-	-	-	-	-	-	-	-	-	-	11	-		
Swiss Sport Integrity	NADO	SSI	8	-	-	-	-	-	-	-	-	-	-	-	-	-	8	-		
Spain National Anti-Doping Agency	NADO	ESP-NADO	8	-	-	-	-	-	-	-	-	-	-	-	-	-	8	-		
Turkish Anti Doping Commission	NADO	TADC	8	-	-	-	-	-	-	-	-	-	-	-	-	-	8	-		
Polish Anti-Doping Agency	NADO	POLADA	-	-	-	8	-	1	-	-	-	-	-	-	-	-	8	13%		
Croatian Institute of Public Health	NADO	CIPH	6	-	1	-	-	-	-	-	-	-	-	-	-	-	6	17%		
Anti-Doping Commission of Montenegro	NADO	MNE-NADO	-	-	-	5	-	1	-	-	-	-	-	-	-	-	5	20%		
Israeli NADO	NADO	ISR-NADO	2	-	-	3	-	-	-	-	-	-	-	-	-	-	5	-		
French Community of Belgium NADO	NADO	BEL-CFWB	4	-	-	-	-	-	1	-	-	-	-	-	-	-	5	-		
National Anti-doping Center of Ukraine	NADO	NADC Ukraine	-	-	-	2	-	-	-	-	-	-	-	-	-	-	2	-		
National Anti-Doping Commission of Macedonia	NADO	MKD-NADO	-	-	-	1	-	-	-	-	-	-	-	-	-	-	1	-		
National Olympic Committee of the Republic of Tajikistan	NADO	TJK-NADO	-	-	-	1	-	-	-	-	-	-	-	-	-	-	1	-		
			219	-	10	167	1	2	7	-	-	9	-	-	17	-	-	419		

Table 77: ARISF Sport - Korfball

Testing Authority (TA)	TA Category	ADAMS Code	Urine						Blood						DBS				Total Samples	% AAF
			IC			OOB			IC			OOB			IC		OOB			
			Samples	ATF	AAF	Samples	ATF	AAF	Samples	ATF	AAF	Samples	ATF	AAF	Samples	AAF	Samples	AAF		
International Korfball Federation	ARISF	IKF	17	-	-	-	-	-	-	-	-	-	-	-	-	-	-	17	-	
Doping Authority Netherlands	NADO	DAN	6	-	-	5	-	-	-	-	-	-	-	-	-	-	-	11	-	
NADO Flanders	NADO	NADOF	-	-	-	6	-	-	-	-	-	-	-	-	-	-	-	6	-	
Czech Anti-Doping Committee	NADO	CADC	6	-	-	-	-	-	-	-	-	-	-	-	-	-	-	6	-	
Portugal Anti-Doping Agency	NADO	ADoP	4	-	-	-	-	-	-	-	-	-	-	-	-	-	-	4	-	
			33	-	-	11	-	-	-	-	-	-	-	-	-	-	-	44		

Table 78: ARISF Sport - Lacrosse

Testing Authority (TA)	TA Category	ADAMS Code	Urine						Blood						DBS				Total Samples	% AAF
			IC			OOB			IC			OOB			IC		OOB			
			Samples	ATF	AAF	Samples	ATF	AAF	Samples	ATF	AAF	Samples	ATF	AAF	Samples	AAF	Samples	AAF		
none	-	-	-	-	-	-	-	-	-	-	-	-	-	-	-	-	-	0	n/a	
			-	-	-	-	-	-	-	-	-	-	-	-	-	-	-	-	0	

Table 79: ARISF Sport - Life Saving

Testing Authority (TA)	TA Category	ADAMS Code	Urine						Blood						DBS				Total Samples	% AAF
			IC			OOB			IC			OOB			IC		OOB			
			Samples	ATF	AAF	Samples	ATF	AAF	Samples	ATF	AAF	Samples	ATF	AAF	Samples	AAF	Samples	AAF		
Sport Integrity Australia	NADO	SIA	40	-	-	34	-	-	-	-	-	3	-	-	-	-	-	77	-	
International Life Saving Federation	ARISF	ILSF	21	-	-	4	-	-	-	-	-	1	-	-	-	-	-	26	-	
Italian National Anti-Doping Agency	NADO	NADO ITALIA	23	-	-	-	-	-	1	-	-	-	-	-	-	-	-	24	-	
German National Anti-Doping Agency	NADO	NADA	16	-	-	4	-	-	-	-	-	-	-	-	-	-	-	20	-	
Spain National Anti-Doping Agency	NADO	ESP-NADO	15	-	-	-	-	-	-	-	-	-	-	-	-	-	-	15	-	
South African Institute for Drug-Free Sport	NADO	SAIDS	12	-	2	-	-	-	-	-	-	-	-	-	-	-	-	12	17%	
Doping Authority Netherlands	NADO	DAN	9	-	-	-	-	-	-	-	-	-	-	-	-	-	-	9	-	
French Anti-Doping Agency	NADO	AFLD-NADO	8	-	-	-	-	-	-	-	-	-	-	-	-	-	-	8	-	
Japan Anti-Doping Agency	NADO	JADA	4	-	-	-	-	-	-	-	-	-	-	-	-	-	-	4	-	
Drug Free Sport New Zealand	NADO	DFSNZ	3	-	-	-	-	-	-	-	-	-	-	-	-	-	-	3	-	
Egyptian National Anti-doping Organization	NADO	EGY-NADO	-	-	-	1	-	-	-	-	-	-	-	-	-	-	-	1	-	
			151	-	2	43	-	-	1	-	-	4	-	-	-	-	-	199		

Table 80: ARISF Sport - Motorcycling

Testing Authority (TA)	TA Category	ADAMS Code	Urine						Blood						DBS				Total Samples	% AAF
			IC			OOB			IC			OOB			IC		OOB			
			Samples	ATF	AAF	Samples	ATF	AAF	Samples	ATF	AAF	Samples	ATF	AAF	Samples	AAF	Samples	AAF		
International Motorcycling Federation	ARISF	FIM	101	-	1	-	-	-	-	-	-	-	-	-	-	-	-	101	1%	
French Community of Belgium NADO	NADO	BEL-CFWB	24	-	2	-	-	-	-	-	-	2	-	-	-	-	-	24	8%	
Sport Integrity Australia	NADO	SIA	14	-	-	1	-	-	-	-	-	-	-	-	-	-	-	15	-	
Anti-Doping Denmark	NADO	ADD	15	-	-	-	-	-	-	-	-	-	-	-	-	-	-	15	-	
French Anti-Doping Agency	NADO	AFLD-NADO	14	-	1	-	-	-	-	-	-	-	-	-	-	-	-	14	7%	
Anti-Doping Sweden	NADO	ADSE	13	-	2	-	-	-	-	-	-	-	-	-	-	-	-	13	15%	
Lithuanian Anti-Doping Agency	NADO	LTU-NADO	10	-	1	-	-	-	-	-	-	-	-	-	-	-	-	10	10%	
US Anti-Doping Agency	NADO	USADA	10	-	-	-	-	-	-	-	-	-	-	-	-	-	-	10	-	
Finnish Center for Integrity in Sports	NADO	FINCIS	8	-	-	-	-	-	-	-	-	-	-	-	-	-	-	8	-	
Indonesia Anti-Doping Organization	NADO	IADO	7	-	-	-	-	-	-	-	-	-	-	-	-	-	-	7	-	
Swiss Sport Integrity	NADO	SSI	7	-	-	-	-	-	-	-	-	-	-	-	-	-	-	7	-	
NADO Flanders	NADO	NADOF	6	-	-	-	-	-	-	-	-	-	-	-	-	-	-	6	-	
Romanian National Anti-Doping Agency	NADO	ANAD-Romania	3	-	-	2	-	-	-	-	-	-	-	-	-	-	-	5	-	
Anti-Doping Bureau of Latvia	NADO	LAT-NADO	-	-	-	5	-	-	-	-	-	-	-	-	-	-	-	5	-	
Czech Anti-Doping Committee	NADO	CADC	4	-	-	-	-	-	-	-	-	-	-	-	-	-	-	4	-	
Polish Anti-Doping Agency	NADO	POLADA	4	-	-	-	-	-	-	-	-	-	-	-	-	-	-	4	-	
Sport Ireland	NADO	SI	2	-	-	-	-	-	-	-	-	-	-	-	-	-	-	2	-	
Turkish Anti Doping Commission	NADO	TADC	2	-	-	-	-	-	-	-	-	-	-	-	-	-	-	2	-	
Anti-Doping Norway	NADO	ADNO	-	-	-	1	-	-	-	-	-	-	-	-	-	-	-	1	-	
			244	-	7	9	-	-	-	-	-	-	-	-	-	-	-	253		

Table 81: ARISF Sport - Climbing and Mountaineering

Testing Authority (TA)	TA Category	ADAMS Code	Urine			Blood			DBS			Total Samples	% AAF			
			IC	ATF	AAF	IC	ATF	AAF	IC	AAF	AAF					
National Anti-Doping Agency Austria GmbH	NADO	NADA Austria	-	-	-	11	-	-	-	-	-	2	-	-	13	-
China Anti-Doping Agency	NADO	CHINADA	1	-	-	12	-	-	-	-	-	-	-	-	13	-
International Climbing and Mountaineering Federation	ARISF	UIAA	10	-	1	-	-	-	-	-	-	-	-	-	10	10%
Anti-Doping Sweden	NADO	ADSE	8	-	-	-	-	-	-	-	-	-	-	-	8	-
French Anti-Doping Agency	NADO	AFLD-NADO	6	-	-	2	-	-	-	-	-	-	-	-	8	-
Romanian National Anti-Doping Agency	NADO	ANAD-Romania	-	-	-	2	-	-	-	-	-	-	-	-	2	-
Andorra National Anti-Doping Commission	NADO	AGAD	-	-	-	2	-	-	-	-	-	-	-	-	2	-
Polish Anti-Doping Agency	NADO	POLADA	-	-	-	1	-	-	-	-	-	-	-	-	1	-
			25	-	1	30	-	-	-	-	-	2	-	-	57	

Table 82: ARISF Sport - Muaythai

Testing Authority (TA)	TA Category	ADAMS Code	Urine			Blood			DBS			Total Samples	% AAF			
			IC	ATF	AAF	IC	ATF	AAF	IC	AAF	AAF					
International Federation of Muaythai Associations	ARISF	IFMA	20	-	1	18	-	-	-	-	5	-	-	-	43	2%
Anti-Doping Sweden	NADO	ADSE	14	-	2	16	-	-	-	-	-	-	-	-	30	7%
Belarus National Anti-Doping Agency	NADO	BNADA	2	-	-	20	-	-	1	-	-	-	-	-	23	-
Russian National Anti-Doping Organization	NADO	RUSADA	16	-	1	-	-	-	-	-	-	-	-	-	16	6%
Portugal Anti-Doping Agency	NADO	ADoP	13	-	-	-	-	-	-	-	-	-	-	-	13	-
Anti-Doping Commission, Chinese Taipei Olympic Committee	NADO	CTADA	10	-	-	-	-	-	1	-	-	-	-	-	11	-
French Anti-Doping Agency	NADO	AFLD-NADO	-	-	-	10	-	-	-	-	-	-	-	-	10	-
Indonesia Anti-Doping Organization	NADO	IADO	10	-	-	-	-	-	-	-	-	-	-	-	10	-
Doping Control Agency of Thailand	NADO	DCAT	7	-	-	-	-	-	-	-	-	-	-	-	7	-
Kazakhstan National Anti-Doping Centre	NADO	KAZ-NADO	-	-	-	7	-	-	-	-	-	-	-	-	7	-
NADO Flanders	NADO	NADOF	6	-	-	-	-	-	-	-	-	-	-	-	6	-
Common Community Commission (Brussels)	NADO	COCOM	4	-	-	-	-	-	1	-	-	-	-	-	5	-
Turkish Anti Doping Commission	NADO	TADC	4	-	-	-	-	-	-	-	-	-	-	-	4	-
National Anti-doping Center of Ukraine	NADO	NADC Ukraine	-	-	-	2	-	-	-	-	-	-	-	-	2	-
Israeli NADO	NADO	ISR-NADO	-	-	-	2	-	-	-	-	-	-	-	-	2	-
Lebanese Olympic Committee/Anti-Doping Commission	NADO	LIB-OC	-	-	-	2	-	-	-	-	-	-	-	-	2	-
Anti-Doping Singapore	NADO	ADS	-	-	-	1	-	-	-	-	-	-	-	-	1	-
			106	-	4	78	-	-	3	-	-	5	-	-	192	

Table 83: ARISF Sport - Netball

Testing Authority (TA)	TA Category	ADAMS Code	Urine			Blood			DBS			Total Samples	% AAF			
			IC	ATF	AAF	IC	ATF	AAF	IC	AAF	AAF					
Drug Free Sport New Zealand	NADO	DFSNZ	26	-	-	12	-	-	-	-	-	-	-	-	38	-
Sport Integrity Australia	NADO	SIA	8	-	-	28	-	-	-	-	-	-	-	-	36	-
World Netball	ARISF	WN	8	-	-	14	-	-	-	-	3	-	-	-	25	-
Jamaica Anti-Doping Commission	NADO	JADCO	-	-	-	11	-	-	-	-	3	-	-	-	14	-
South African Institute for Drug-Free Sport	NADO	SAIDS	14	-	-	-	-	-	-	-	-	-	-	-	14	-
UK Anti-Doping	NADO	UKAD	10	-	-	-	-	-	-	-	-	-	-	-	10	-
Lesotho Ministry of Sport and Recreation	NADO	LES-NADO	8	-	-	-	-	-	-	-	-	-	-	-	8	-
			74	-	-	65	-	-	-	-	6	-	-	-	145	

Table 84: ARISF Sport - Orienteering

Testing Authority (TA)	TA Category	ADAMS Code	Urine			Blood			DBS			Total Samples	% AAF			
			IC	ATF	AAF	IC	ATF	AAF	IC	AAF	AAF					
International Orienteering Federation	ARISF	IOF	59	-	1	5	-	-	4	-	-	-	-	-	68	1%
Finnish Center for Integrity in Sports	NADO	FINCIS	23	-	-	25	-	-	3	-	-	2	-	-	53	-
Anti-Doping Sweden	NADO	ADSE	7	-	-	23	-	-	-	-	-	-	-	-	30	-
Anti-Doping Denmark	NADO	ADD	12	-	-	11	-	-	-	-	-	-	-	-	23	-
Anti-Doping Norway	NADO	ADNO	-	-	-	20	-	-	-	-	-	-	-	-	20	-
Romanian National Anti-Doping Agency	NADO	ANAD-Romania	13	-	-	2	-	-	1	-	-	-	-	-	16	-
French Anti-Doping Agency	NADO	AFLD-NADO	12	-	-	-	-	-	-	-	-	-	-	-	12	-
Swiss Sport Integrity	NADO	SSI	12	-	-	-	-	-	-	-	-	-	-	-	12	-
Portugal Anti-Doping Agency	NADO	ADoP	9	-	-	-	-	-	2	-	-	-	-	-	11	-
Japan Anti-Doping Agency	NADO	JADA	4	-	-	4	-	-	-	-	-	-	-	-	8	-
National Anti-doping Center of Ukraine	NADO	NADC Ukraine	6	-	-	-	-	-	-	-	-	-	-	-	6	-
Czech Anti-Doping Committee	NADO	CADC	5	-	-	-	-	-	-	-	-	-	-	-	5	-
Spain National Anti-Doping Agency	NADO	ESP-NADO	5	-	-	-	-	-	-	-	-	-	-	-	5	-
Canadian Centre for Ethics in Sport	NADO	CCES	-	-	-	4	-	-	-	-	-	-	-	-	4	-
National Anti-Doping Agency Austria GmbH	NADO	NADA Austria	-	-	-	3	-	-	-	-	-	-	-	-	3	-
Anti-Doping Bureau of Latvia	NADO	LAT-NADO	2	-	-	-	-	-	-	-	-	-	-	-	2	-
Estonian Center for Integrity in Sports	NADO	ESTCIS	2	-	-	-	-	-	-	-	-	-	-	-	2	-
			171	-	1	97	-	-	10	-	-	2	-	-	280	

Table 85: ARISF Sport - Polo

Testing Authority (TA)	TA Category	ADAMS Code	Urine			Blood			DBS			Total Samples	% AAF			
			IC	ATF	AAF	IC	ATF	AAF	IC	AAF	AAF					
International Polo Federation	ARISF	FIPPOLO	4	-	1	-	-	-	-	-	-	-	-	-	4	25%
			4	-	1	-	-	-	-	-	-	-	-	-	4	

Table 86: ARISF Sport - Powerboating

Testing Authority (TA)	TA Category	ADAMS Code	Urine			Blood			DBS			Total Samples	% AAF			
			IC	ATF	AAF	IC	ATF	AAF	IC	AAF	AAF					
International Powerboating Federation	ARISF	UIIM	16	-	-	-	-	-	7	-	-	-	-	-	23	-
Italian National Anti-Doping Agency	NADO	NADO ITALIA	10	-	-	-	-	-	-	-	-	-	-	-	10	-
French Community of Belgium NADO	NADO	BEL-CFWB	6	-	-	-	-	-	1	-	-	-	-	-	7	-
Monaco Anti-Doping Committee	NADO	CMA Monaco	-	-	-	4	-	-	-	-	1	-	-	-	5	-
Portugal Anti-Doping Agency	NADO	ADoP	3	-	-	-	-	-	-	-	-	-	-	-	3	-
Hungarian Anti-Doping Agency	NADO	HUNADO	-	-	-	1	-	1	-	-	1	-	-	-	2	50%
			35	-	-	5	-	1	8	-	-	2	-	-	50	

Table 87: ARISF Sport - Racquetball

Testing Authority (TA)	TA Category	ADAMS Code	Urine						Blood						Total			
			IC			OOC			IC			OOC			Samples	% AAF		
			ATF	AAF	AAF	ATF	AAF	AAF	ATF	AAF	AAF	ATF	AAF	AAF				
International Racquetball Federation	ARISF	IRF	4	1	-	10	-	-	-	-	-	-	-	-	-	-	14	-
US Anti-Doping Agency	NADO	USADA	12	-	-	-	-	-	-	-	-	-	-	-	-	-	12	-
Canadian Centre for Ethics in Sport	NADO	CCES	4	-	-	-	-	-	-	-	-	-	-	-	-	4	-	
Cuban National Anti-Doping Agency	NADO	CUB-NADO	-	-	-	4	-	-	-	-	-	-	-	-	-	4	-	
Bolivia National Olympic Committee	NADO	BOL-NOC	-	-	-	1	-	-	-	-	-	-	-	-	-	1	-	
			20	1	-	15	-	-	-	-	-	-	-	-	-	35	-	

Table 88: ARISF Sport - Roller Sports

Testing Authority (TA)	TA Category	ADAMS Code	Urine						Blood						Total			
			IC			OOC			IC			OOC			Samples	% AAF		
			ATF	AAF	AAF	ATF	AAF	AAF	ATF	AAF	AAF	ATF	AAF	AAF				
World Skate	ARISF	WSK	161	-	1	30	-	-	4	-	-	5	-	-	-	-	200	1%
Colombian NADO	NADO	COL-NADO	24	-	-	64	-	-	7	-	-	18	-	-	-	-	113	-
China Anti-Doping Agency	NADO	CHINADA	16	-	-	38	-	-	-	-	-	4	-	-	-	2	60	-
French Anti-Doping Agency	NADO	AFLD-NADO	20	-	-	37	-	-	-	-	-	-	-	-	-	-	57	-
German National Anti-Doping Agency	NADO	NADA	30	-	-	14	-	-	-	-	-	-	-	-	-	-	44	-
Italian National Anti-Doping Agency	NADO	NADO ITALIA	23	-	1	9	-	-	-	-	-	2	-	-	-	-	34	3%
US Anti-Doping Agency	NADO	USADA	-	-	-	33	-	-	-	-	-	-	-	-	-	-	33	-
Japan Anti-Doping Agency	NADO	JADA	8	-	-	23	-	-	-	-	-	-	-	-	-	-	31	-
International Olympic Committee	OTHER-CS	IOC	16	-	-	12	-	-	1	-	-	2	-	-	-	-	31	-
Pan American Sports Organization	OTHER-CS	PASO	21	-	1	5	-	-	1	-	-	2	-	-	-	-	29	3%
Korea Anti-Doping Agency	NADO	KADA	6	-	-	8	-	-	1	-	-	4	-	-	-	-	19	-
Mexican National Anti-Doping Committee	NADO	MEX-NADO	-	-	-	16	-	-	-	-	-	-	-	-	-	-	16	-
Doping Authority Netherlands	NADO	DAN	7	-	-	7	-	-	-	-	-	-	-	-	-	-	14	-
Anti-Doping Commission, Chinese Taipei Olympic Committee	NADO	CTADA	11	-	-	1	-	-	2	-	-	-	-	-	-	-	14	-
Portugal Anti-Doping Agency	NADO	AdoP	12	-	-	1	-	-	-	-	-	-	-	-	-	-	13	-
Swiss Sport Integrity	NADO	SSI	6	-	1	6	-	-	-	-	-	1	-	-	-	-	13	8%
Spain National Anti-Doping Agency	NADO	ESP-NADO	6	-	-	7	-	-	-	-	-	-	-	-	-	-	13	-
I.R Iran National Anti-Doping Organization	NADO	IRI-NADO	12	-	2	-	-	-	-	-	-	-	-	-	-	-	12	17%
Indonesia Anti-Doping Organization	NADO	IADO	4	-	-	6	-	-	-	-	-	-	-	-	-	-	10	-
Sport Integrity Australia	NADO	SIA	-	-	-	9	-	-	-	-	-	-	-	-	-	-	9	-
Federacion Dominicana de Medicina del Deporte	NADO	FEDOMEDE	6	-	-	-	-	-	-	-	-	-	-	-	-	-	6	-
South African Institute for Drug-Free Sport	NADO	SAIDS	4	1	-	-	-	-	-	-	-	-	-	-	-	-	4	-
Canadian Centre for Ethics in Sport	NADO	CCES	-	-	-	4	-	-	-	-	-	-	-	-	-	-	4	-
Anti-Doping Sweden	NADO	ADSE	4	-	1	-	-	-	-	-	-	-	-	-	-	-	4	25%
Finnish Center for Integrity in Sports	NADO	FINCIS	-	-	-	3	-	-	-	-	-	-	-	-	-	-	3	-
NADO Flanders	NADO	NADOF	-	-	-	2	-	-	-	-	-	-	-	-	-	-	2	-
Costa Rica NADO	NADO	CRC-NADO	-	-	-	2	-	-	-	-	-	-	-	-	-	-	2	-
Andorra National Anti-Doping Commission	NADO	AGAD	-	-	-	2	-	-	-	-	-	-	-	-	-	-	2	-
Ecuador NADO	NADO	ECU-NADO	2	-	-	-	-	-	-	-	-	-	-	-	-	-	2	-
Drug Free Sport New Zealand	NADO	DFSNZ	-	-	-	1	-	-	-	-	-	-	-	-	-	-	1	-
UK Anti-Doping	NADO	UKAD	-	-	-	1	-	-	-	-	-	-	-	-	-	-	1	-
National Anti-Doping Agency Austria GmbH	NADO	NADA Austria	-	-	-	1	-	-	-	-	-	-	-	-	-	-	1	-
Uruguay Anti-Doping	NADO	URU-NADO	-	-	-	1	-	-	-	-	-	-	-	-	-	-	1	-
Peru National Anti-Doping Commission	NADO	CONAD PERU	-	-	-	1	-	-	-	-	-	-	-	-	-	-	1	-
			399	1	7	344	-	-	16	-	-	38	-	-	-	2	799	-

Table 89: ARISF Sport - Sambo

Testing Authority (TA)	TA Category	ADAMS Code	Urine						Blood						Total			
			IC			OOC			IC			OOC			Samples	% AAF		
			ATF	AAF	AAF	ATF	AAF	AAF	ATF	AAF	AAF	ATF	AAF	AAF				
International Sambo Federation	ARISF	FIAS	147	-	3	17	-	-	18	-	-	-	-	-	-	-	182	1.6%
Belarus National Anti-Doping Agency	NADO	BNADA	28	-	1	47	-	-	-	-	-	6	-	-	-	-	81	1%
Russian National Anti-Doping Organization	NADO	RUSADA	54	-	2	18	-	-	-	-	-	-	-	-	-	-	72	3%
Kazakhstan National Anti-Doping Centre	NADO	KAZ-NADO	9	-	2	23	-	-	-	-	-	-	-	-	-	-	32	6%
Romanian National Anti-Doping Agency	NADO	ANAD-Romania	17	-	1	1	-	-	3	-	-	-	-	-	-	-	21	5%
Georgian Anti-Doping Agency	NADO	GEO-NADO	-	-	-	20	-	-	-	-	-	-	-	-	-	-	20	-
Bulgarian Anti-doping Center	NADO	BUL-NADO	9	-	3	1	-	-	-	-	-	1	-	-	-	-	11	27%
Azerbaijan National Anti-Doping Agency	NADO	AMADA	-	-	-	9	-	1	-	-	-	-	-	-	-	-	9	11%
Israeli NADO	NADO	ISR-NADO	-	-	-	9	-	-	-	-	-	-	-	-	-	-	9	-
National Anti-Doping Agency of Uzbekistan	NADO	UZNADA	7	-	1	2	-	-	-	-	-	-	-	-	-	-	9	11%
National Anti-doping Center of Ukraine	NADO	NADC Ukraine	-	-	-	4	-	-	-	-	-	-	-	-	-	-	4	-
Armenian National Anti-Doping Organization	NADO	ARM-NADO	4	-	-	-	-	-	-	-	-	-	-	-	-	-	4	-
National Anti-Doping Organization Center of Kyrgyz Republic	NADO	NADC-KG	4	-	-	-	-	-	-	-	-	-	-	-	-	-	4	-
Anti-Doping Agency of Serbia	NADO	ADAS	4	-	-	-	-	-	-	-	-	-	-	-	-	-	4	-
National Anti-Doping Agency of Turkmenistan	NADO	TKM-NADO	-	-	-	2	-	-	-	-	-	-	-	-	-	-	2	-
Anti-Doping Bureau of Latvia	NADO	LAT-NADO	-	-	-	1	-	-	-	-	-	-	-	-	-	-	1	-
National Olympic Committee of the Republic of Tajikistan	NADO	TJK-NADO	-	-	-	1	-	-	-	-	-	-	-	-	-	-	1	-
			283	-	13	155	-	1	21	-	-	7	-	-	-	-	466	-

Table 90: ARISF Sport - Ski Mountaineering

Testing Authority (TA)	TA Category	ADAMS Code	Urine						Blood						Total			
			IC			OOC			IC			OOC			Samples	% AAF		
			ATF	AAF	AAF	ATF	AAF	AAF	ATF	AAF	AAF	ATF	AAF	AAF				
French Anti-Doping Agency	NADO	AFLD-NADO	38	-	-	16	-	-	-	-	-	-	-	-	-	-	54	-
International Ski Mountaineering Federation	ARISF	ISMF	34	-	-	6	-	-	-	-	-	-	-	-	-	-	40	-
German National Anti-Doping Agency	NADO	NADA	-	-	-	21	-	-	-	-	-	17	-	-	-	-	38	-
Swiss Sport Integrity	NADO	SSI	-	-	-	19	-	-	-	-	-	5	-	-	-	-	24	-
Italian National Anti-Doping Agency	NADO	NADO ITALIA	9	-	-	-	-	-	-	-	-	-	-	-	-	-	9	-
National Anti-Doping Agency Austria GmbH	NADO	NADA Austria	-	-	-	7	-	-	-	-	-	-	-	-	-	-	7	-
Spain National Anti-Doping Agency	NADO	ESP-NADO	4	-	-	-	-	-	-	-	-	-	-	-	-	-	4	-
Andorra National Anti-Doping Commission	NADO	AGAD	2	-	-	-	-	-	-	-	-	-	-	-	-	-	2	-
			87	-	-	69	-	-	-	-	-	22	-	-	-	-	178	-

Table 91: ARISF Sport - Sport Climbing

Testing Authority (TA)	TA Category	ADAMS Code	Urine						Blood						DBS						Total Samples	% AAF
			IC			OOC			IC			OOC			IC			OOC				
			Samples	ATF	AAF	Samples	ATF	AAF	Samples	ATF	AAF	Samples	ATF	AAF	Samples	AAF	Samples	AAF	Samples	AAF		
International Federation of Sport Climbing	ARISF	IFSC	73	-	-	41	-	-	-	-	-	6	-	-	-	-	-	-	-	-	120	-
China Anti-Doping Agency	NADO	CHINADA	34	-	-	52	-	-	-	-	-	6	-	-	-	-	-	2	-	-	94	-
Japan Anti-Doping Agency	NADO	JADA	24	-	-	33	-	-	4	-	-	2	-	-	-	-	-	-	-	63	-	
German National Anti-Doping Agency	NADO	NADA	19	-	-	30	-	-	3	-	-	3	-	-	-	-	-	-	-	55	-	
US Anti-Doping Agency	NADO	USADA	14	-	-	31	-	-	-	-	-	-	-	-	-	-	-	-	-	45	-	
French Anti-Doping Agency	NADO	AFLD-NADO	10	-	-	21	-	-	-	-	-	-	-	-	-	-	-	-	-	31	-	
International Olympic Committee	OTHER-CS	IOC	14	-	-	10	-	-	-	-	-	2	-	-	-	-	-	-	-	26	-	
Italian National Anti-Doping Agency	NADO	NADO ITALIA	12	-	-	11	-	-	-	-	-	1	-	-	-	-	-	-	-	24	-	
Indonesia Anti-Doping Organization	NADO	IADO	8	-	-	16	-	-	-	-	-	-	-	-	-	-	-	-	-	24	-	
National Anti-Doping Agency Austria GmbH	NADO	NADA Austria	12	-	-	11	-	-	-	-	-	-	-	-	-	-	-	-	-	23	-	
Korea Anti-Doping Agency	NADO	KADA	6	-	-	11	-	-	3	-	-	3	-	-	-	-	-	-	-	23	-	
Russian National Anti-Doping Organization	NADO	RUSADA	12	-	-	10	-	-	-	-	-	-	-	-	-	-	-	-	-	22	-	
Swiss Sport Integrity	NADO	SSI	4	-	-	4	-	-	-	-	-	-	-	-	-	-	-	-	-	8	-	
Israeli NADO	NADO	ISR-NADO	6	-	-	1	-	-	-	-	-	-	-	-	-	-	-	-	-	7	-	
Kazakhstan National Anti-Doping Centre	NADO	KAZ-NADO	6	-	-	1	-	-	-	-	-	-	-	-	-	-	-	-	-	7	-	
Spain National Anti-Doping Agency	NADO	ESP-NADO	6	-	-	-	-	-	-	-	-	-	-	-	-	-	-	-	-	6	-	
Sport Integrity Australia	NADO	SIA	-	-	-	6	-	-	-	-	-	-	-	-	-	-	-	-	-	6	-	
UK Anti-Doping	NADO	UKAD	-	-	-	4	-	-	-	-	-	1	-	-	-	-	-	-	-	5	-	
Portugal Anti-Doping Agency	NADO	AdoP	4	-	1	-	-	-	-	-	-	-	-	-	-	-	-	-	-	4	25%	
Saudi Arabian Antidoping Committee	NADO	KSA-NADO	4	-	-	-	-	-	-	-	-	-	-	-	-	-	-	-	-	4	-	
Anti-Doping Agency of Serbia	NADO	ADAS	3	-	-	-	-	-	-	-	-	-	-	-	-	-	-	-	-	3	-	
Finnish Center for Integrity in Sports	NADO	FINCIS	3	-	-	-	-	-	-	-	-	-	-	-	-	-	-	-	-	3	-	
Slovenian Antidoping Organization	NADO	SLOADO	-	-	-	3	-	-	-	-	-	-	-	-	-	-	-	-	-	3	-	
Polish Anti-Doping Agency	NADO	POLADA	-	-	-	2	-	-	-	-	-	-	-	-	-	-	-	-	-	2	-	
South African Institute for Drug-Free Sport	NADO	SAIDS	-	-	-	2	-	-	-	-	-	-	-	-	-	-	-	-	-	2	-	
Hong Kong Anti-Doping Committee	NADO	HKG-ADC	-	-	-	2	-	-	-	-	-	-	-	-	-	-	-	-	-	2	-	
Canadian Centre for Ethics in Sport	NADO	CCES	-	-	-	1	-	-	-	-	-	-	-	-	-	-	-	-	-	1	-	
			274	-	1	303	-	-	10	-	-	24	-	-	-	-	2	-	-	613		

Table 92: ARISF Sport - Squash

Testing Authority (TA)	TA Category	ADAMS Code	Urine						Blood						DBS						Total Samples	% AAF
			IC			OOC			IC			OOC			IC			OOC				
			Samples	ATF	AAF	Samples	ATF	AAF	Samples	ATF	AAF	Samples	ATF	AAF	Samples	AAF	Samples	AAF	Samples	AAF		
World Squash Federation	ARISF	WSF	40	-	-	29	1	-	2	-	-	-	-	-	-	-	-	-	-	-	71	-
French Anti-Doping Agency	NADO	AFLD-NADO	-	-	-	23	-	-	-	-	-	-	-	-	-	-	-	-	-	-	23	-
German National Anti-Doping Agency	NADO	NADA	-	-	-	16	-	-	-	-	-	1	-	-	-	-	-	-	-	17	-	
Qatar Antidoping Commission	NADO	QADC	4	-	-	9	-	-	-	-	-	1	-	-	-	-	-	-	-	14	-	
Hong Kong Anti-Doping Committee	NADO	HKG-ADC	4	-	-	8	-	-	-	-	-	-	-	-	-	-	-	-	-	12	-	
Finnish Center for Integrity in Sports	NADO	FINCIS	4	-	-	6	-	-	-	-	-	-	-	-	-	-	-	-	-	10	-	
UK Anti-Doping	NADO	UKAD	1	-	-	7	-	-	-	-	-	2	-	-	-	-	-	-	-	10	-	
National Anti-Doping Agency Austria GmbH	NADO	NADA Austria	6	-	-	4	-	-	-	-	-	-	-	-	-	-	-	-	-	10	-	
Mexican National Anti-Doping Committee	NADO	MEX-NADO	-	-	-	8	-	-	-	-	-	-	-	-	-	-	-	-	-	8	-	
Italian National Anti-Doping Agency	NADO	NADO ITALIA	8	-	1	-	-	-	-	-	-	-	-	-	-	-	-	-	-	8	13%	
Pan American Sports Organization	OTHER-CS	PASO	8	-	-	-	-	-	-	-	-	-	-	-	-	-	-	-	-	8	-	
Egyptian National Anti-doping Organization	NADO	EGY-NADO	-	-	-	6	-	-	-	-	-	-	-	-	-	-	-	-	-	6	-	
Jamaica Anti-Doping Commission	NADO	JADCO	-	-	-	4	-	-	-	-	-	2	-	-	-	-	-	-	-	6	-	
Czech Anti-Doping Committee	NADO	CADC	5	-	-	-	-	-	-	-	-	-	-	-	-	-	-	-	-	5	-	
US Anti-Doping Agency	NADO	USADA	-	-	-	5	-	1	-	-	-	-	-	-	-	-	-	-	-	5	20%	
Sport Integrity Australia	NADO	SIA	4	-	-	-	-	-	-	-	-	-	-	-	-	-	-	-	-	4	-	
Anti-Doping Sweden	NADO	ADSE	4	-	-	-	-	-	-	-	-	-	-	-	-	-	-	-	-	4	-	
Romanian National Anti-Doping Agency	NADO	ANAD-Romania	4	-	1	-	-	-	-	-	-	-	-	-	-	-	-	-	-	4	25%	
South African Institute for Drug-Free Sport	NADO	SAIDS	2	-	-	-	-	-	-	-	-	-	-	-	-	-	-	-	-	2	-	
Korea Anti-Doping Agency	NADO	KADA	2	-	-	-	-	-	-	-	-	-	-	-	-	-	-	-	-	2	-	
Anti-Doping Paraguay	NADO	PAR-NADO	-	-	-	1	-	-	-	-	-	-	-	-	-	-	-	-	-	1	-	
Bermuda Sport Anti-Doping Authority	NADO	BSADA	-	-	-	1	-	-	-	-	-	-	-	-	-	-	-	-	-	1	-	
Anti-Doping Agency of Panama	NADO	PAN-NADO	-	-	-	1	-	-	-	-	-	-	-	-	-	-	-	-	-	1	-	
			96	-	2	128	1	1	2	-	-	6	-	-	-	-	-	-	-	232		

Table 93: ARISF Sport - Sumo

Testing Authority (TA)	TA Category	ADAMS Code	Urine						Blood						DBS						Total Samples	% AAF
			IC			OOC			IC			OOC			IC			OOC				
			Samples	ATF	AAF	Samples	ATF	AAF	Samples	ATF	AAF	Samples	ATF	AAF	Samples	AAF	Samples	AAF	Samples	AAF		
Japan Anti-Doping Agency	NADO	JADA	22	-	-	13	-	-	-	-	-	-	-	-	-	-	-	-	-	35	-	
International Sumo Federation	ARISF	IFS-Sumo	9	-	-	5	-	-	-	-	-	-	-	-	-	-	-	-	-	14	-	
Russian National Anti-Doping Organization	NADO	RUSADA	10	-	1	-	-	-	-	-	-	-	-	-	-	-	-	-	-	10	10%	
National Anti-doping Center of Ukraine	NADO	NADC Ukraine	-	-	-	2	-	-	-	-	-	-	-	-	-	-	-	-	-	2	-	
			41	-	1	20	-	-	-	-	-	-	-	-	-	-	-	-	-	61		

Table 94: ARISF Sport - Surfing

Testing Authority (TA)	TA Category	ADAMS Code	Urine						Blood						DBS						Total Samples	% AAF
			IC			OOC			IC			OOC			IC			OOC				
			Samples	ATF	AAF	Samples	ATF	AAF	Samples	ATF	AAF	Samples	ATF	AAF	Samples	AAF	Samples	AAF	Samples	AAF		
International Surfing Association	ARISF	ISA	15	-	1	31	-	-	-	-	-	-	-	-	-	-	-	-	-	46	2%	
China Anti-Doping Agency	NADO	CHINADA	9	-	-	25	-	-	-	-	-	-	-	-	-	-	-	-	-	34	-	
International Olympic Committee	OTHER-CS	IOC	19	-	-	4	-	-	-	-	-	-	-	-	-	-	-	-	-	23	-	
Guatemala NADO	NADO	GUA-OAD	19	1	2	-	-	-	-	-	-	-	-	-	-	-	-	-	-	19	11%	
Sport Integrity Australia	NADO	SIA	-	-	-	12	-	-	-	-	-	-	-	-	-	-	-	-	-	12	-	
French Anti-Doping Agency	NADO	AFLD-NADO	7	-	-	5	-	-	-	-	-	-	-	-	-	-	-	-	-	12	-	
Indonesia Anti-Doping Organization	NADO	IADO	-	-	-	10	-	-	-	-	-	-	-	-	-	-	-	-	-	10	-	
Anti-Doping Denmark	NADO	ADD	-	-	-	5	-	-	-	-	-	5	-	-	-	-	-	-	-	10	-	
Drug Free Sport New Zealand	NADO	DFSNZ	5	-	-	2	-	-	-	-	-	-	-	-	-	-	-	-	-	7	-	
Japan Anti-Doping Agency	NADO	JADA	-	-	-	7	-	-	-	-	-	-	-	-	-	-	-	-	-	7	-	
Canadian Centre for Ethics in Sport	NADO	CCES	-	-	-	7	-	-	-	-	-	-	-	-	-	-	-	-	-	7	-	
Hungarian Anti-Doping Agency	NADO	HUNADO	-	-	-	6	-	-	-	-	-	-	-	-	-	-	-	-	-	6	-	
US Anti-Doping Agency	NADO	USADA	-	-	-	6	-	-	-	-	-	-	-	-	-	-	-	-	-	6	-	
Costa Rica NADO	NADO	CRC-NADO	-	-	-	4	-	-	-	-	-	-	-	-	-	-	-	-	-	4	-	
German National Anti-Doping Agency	NADO	NADA	-	-	-	3	-	-	-	-	-	-	-	-	-	-	-	-	-	3	-	
Anti-Doping Agency of Panama	NADO	PAN-NADO	-	-	-	2	-	-	-	-	-	-	-	-	-	-	-	-	-	2	-	
Peru National Anti-Doping Commission	NADO	CONAD PERU	-	-	-	2	-	-	-	-	-	-	-	-	-	-	-	-	-	2	-	
Portugal Anti-Doping Agency	NADO	AdoP	-	-	-	1	-	-	-	-	-	-	-	-	-	-	-	-	-	1	-	
Italian National Anti-Doping Agency	NADO	NADO ITALIA	-	-	-	1	-	-	-	-	-	-	-	-	-	-	-	-	-	1	-	
			74	1	3	133	-	-	-	-	-	5	-	-	-	-	-	-	-	212		

Table 95: ARISF Sport - Tug of War

Testing Authority (TA)	TA Category	ADAMS Code	Urine						Blood						DBS		Total Samples	% AAF	
			IC Samples	IC ATF	IC AAF	OOB Samples	OOB ATF	OOB AAF	IC Samples	IC ATF	IC AAF	OOB Samples	OOB ATF	OOB AAF	IC Samples	OOB Samples			
Tug of War International Federation	ARISF	TWIF	19	-	1	-	-	-	-	-	-	-	-	-	-	-	-	19	5%
German National Anti-Doping Agency	NADO	NADA	-	-	-	9	-	-	-	-	-	2	-	-	-	-	-	11	-
Swiss Sport Integrity	NADO	SSI	6	-	-	-	-	-	-	-	-	-	-	-	-	-	-	6	-
Sport Ireland	NADO	SI	2	-	-	-	-	-	-	-	-	-	-	-	-	-	-	2	-
Anti-Doping Agency of Serbia	NADO	ADAS	2	-	-	-	-	-	-	-	-	-	-	-	-	-	-	2	-
Israeli NADO	NADO	ISR-NADO	-	-	-	1	-	-	-	-	-	-	-	-	-	-	-	1	-
			29	-	1	10	-	-	-	-	-	2	-	-	-	-	-	41	

Table 96: ARISF Sport - Underwater Sports

Testing Authority (TA)	TA Category	ADAMS Code	Urine						Blood						DBS		Total Samples	% AAF	
			IC Samples	IC ATF	IC AAF	OOB Samples	OOB ATF	OOB AAF	IC Samples	IC ATF	IC AAF	OOB Samples	OOB ATF	OOB AAF	IC Samples	OOB Samples			
World Underwater Federation	ARISF	CMAS	102	-	-	15	-	-	7	-	-	2	-	-	-	-	-	126	-
Colombian NADO	NADO	COL-NADO	30	-	1	10	-	-	5	-	-	3	-	-	-	-	-	48	2.1%
Egyptian National Anti-doping Organization	NADO	EGY-NADO	43	-	1	-	-	-	-	-	-	-	-	-	-	-	-	43	2.3%
Italian National Anti-Doping Agency	NADO	NADO ITALIA	35	-	-	3	-	-	-	-	-	1	-	-	-	-	-	39	-
Korea Anti-Doping Agency	NADO	KADA	9	-	-	8	-	-	-	-	-	-	-	-	-	-	-	17	-
Indonesia Anti-Doping Organization	NADO	IADO	13	-	-	-	-	-	-	-	-	-	-	-	-	-	-	13	-
German National Anti-Doping Agency	NADO	NADA	1	-	-	11	-	-	-	-	-	-	-	-	-	-	-	12	-
United Arab Emirates National Anti-doping Committee	NADO	UAE-NADO	12	-	-	-	-	-	-	-	-	-	-	-	-	-	-	12	-
Turkish Anti Doping Commission	NADO	TADC	10	-	-	-	-	-	-	-	-	-	-	-	-	-	-	10	-
French Anti-Doping Agency	NADO	AFLD-NADO	7	-	-	-	-	-	-	-	-	-	-	-	-	-	-	7	-
Hungarian Anti-Doping Agency	NADO	HUNADO	5	-	-	2	-	-	-	-	-	-	-	-	-	-	-	7	-
Japan Anti-Doping Agency	NADO	JADA	6	-	-	-	-	-	-	-	-	-	-	-	-	-	-	6	-
Croatian Institute of Public Health	NADO	CIPH	6	-	-	-	-	-	-	-	-	-	-	-	-	-	-	6	-
Spain National Anti-Doping Agency	NADO	ESP-NADO	5	-	-	-	-	-	-	-	-	-	-	-	-	-	-	5	-
Finnish Center for Integrity in Sports	NADO	FINCIS	4	-	-	-	-	-	-	-	-	-	-	-	-	-	-	4	-
Portugal Anti-Doping Agency	NADO	ADoP	4	-	-	-	-	-	-	-	-	-	-	-	-	-	-	4	-
National Anti-doping Center of Ukraine	NADO	NADC Ukraine	4	-	-	-	-	-	-	-	-	-	-	-	-	-	-	4	-
HADA - Hellenic Antidoping Agency	NADO	EOKAN	1	-	-	2	-	-	-	-	-	-	-	-	-	-	-	3	-
Anti-Doping Sweden	NADO	ADSE	2	-	-	-	-	-	-	-	-	-	-	-	-	-	-	2	-
China Anti-Doping Agency	NADO	CHINADA	-	-	-	1	-	-	-	-	-	-	-	-	-	-	-	1	-
			299	-	2	52	-	-	12	-	-	6	-	-	-	-	-	369	

Table 97: ARISF Sport - Water Skiing

Testing Authority (TA)	TA Category	ADAMS Code	Urine						Blood						DBS		Total Samples	% AAF	
			IC Samples	IC ATF	IC AAF	OOB Samples	OOB ATF	OOB AAF	IC Samples	IC ATF	IC AAF	OOB Samples	OOB ATF	OOB AAF	IC Samples	OOB Samples			
International Waterski & Wakeboard Federation	ARISF	IWWF	54	-	1	15	-	-	-	-	-	2	-	-	-	-	-	71	1%
German National Anti-Doping Agency	NADO	NADA	14	-	-	22	-	-	-	-	-	2	-	-	-	-	-	38	-
Belarus National Anti-Doping Agency	NADO	BNADA	-	-	-	11	-	-	-	-	-	-	-	-	-	-	-	11	-
Mexican National Anti-Doping Committee	NADO	MEX-NADO	7	-	-	-	-	-	-	-	-	-	-	-	-	-	-	7	-
Spain National Anti-Doping Agency	NADO	ESP-NADO	6	-	1	-	-	-	-	-	-	-	-	-	-	-	-	6	17%
Korea Anti-Doping Agency	NADO	KADA	4	-	-	-	-	-	-	-	-	-	-	-	-	-	-	4	-
Colombian NADO	NADO	COL-NADO	4	-	-	-	-	-	-	-	-	-	-	-	-	-	-	4	-
Israeli NADO	NADO	ISR-NADO	-	-	-	2	-	-	-	-	-	-	-	-	-	-	-	2	-
			89	-	2	50	-	-	-	-	-	4	-	-	-	-	-	143	

Table 98: ARISF Sport - Wushu

Testing Authority (TA)	TA Category	ADAMS Code	Urine						Blood						DBS		Total Samples	% AAF	
			IC Samples	IC ATF	IC AAF	OOB Samples	OOB ATF	OOB AAF	IC Samples	IC ATF	IC AAF	OOB Samples	OOB ATF	OOB AAF	IC Samples	OOB Samples			
China Anti-Doping Agency	NADO	CHINADA	65	-	-	207	-	-	-	-	-	1	-	-	-	-	-	273	-
Hong Kong Anti-Doping Committee	NADO	HKG-ADC	-	-	-	12	-	-	-	-	-	-	-	-	-	-	-	12	-
National Anti Doping Agency -India	NADO	IND-NADO	12	-	2	-	-	-	-	-	-	-	-	-	-	-	-	12	17%
I.R Iran National Anti-Doping Organization	NADO	IRI-NADO	7	-	1	-	-	-	-	-	-	-	-	-	-	-	-	7	14%
Swiss Sport Integrity	NADO	SSI	6	-	-	-	-	-	-	-	-	-	-	-	-	-	-	6	-
Indonesia Anti-Doping Organization	NADO	IADO	6	-	-	-	-	-	-	-	-	-	-	-	-	-	-	6	-
Turkish Anti Doping Commission	NADO	TADC	4	-	-	-	-	-	-	-	-	-	-	-	-	-	-	4	-
Israeli NADO	NADO	ISR-NADO	-	-	-	3	-	-	-	-	-	-	-	-	-	-	-	3	-
Anti-Doping Commission, Chinese Taipei Olympic Committee	NADO	CTADA	3	-	-	-	-	-	-	-	-	-	-	-	-	-	-	3	-
Korea Anti-Doping Agency	NADO	KADA	2	-	-	-	-	-	1	-	-	-	-	-	-	-	-	3	-
Anti-Doping Agency of Malaysia	NADO	ADAMAS	-	-	-	2	-	-	-	-	-	-	-	-	-	-	-	2	-
Philippine Sports Commission	NADO	PHI-NADO	-	-	-	1	-	-	-	-	-	-	-	-	-	-	-	1	-
			105	-	3	225	-	-	1	-	-	1	-	-	-	-	-	332	

Table 99: AIMS Sport - Aikido

Testing Authority (TA) Category	ADAMS Code	Urine						Blood						DBS		Total Samples	% AAF
		IC			OOC			IC			OOC			IC	OOC		
		Samples	ATF	AAF	Samples	ATF	AAF	Samples	ATF	AAF	Samples	ATF	AAF	Samples	AAF		
None	-	-	-	-	-	-	-	-	-	-	-	-	-	-	-	0	n/a
		-	-	-	-	-	-	-	-	-	-	-	-	-	-	0	

Table 100: AIMS Sport - Arm Wrestling

Testing Authority (TA) Category	ADAMS Code	Urine						Blood						DBS		Total Samples	% AAF
		IC			OOC			IC			OOC			IC	OOC		
		Samples	ATF	AAF	Samples	ATF	AAF	Samples	ATF	AAF	Samples	ATF	AAF	Samples	AAF		
World Arm Wrestling Federation	AIMS WAF	51	-	4	11	-	1	-	-	-	-	-	-	-	-	62	8%
Kazakhstan National Anti-Doping Centre	NADO KAZ-NADO	13	-	1	14	-	4	-	-	-	-	-	-	-	-	27	19%
Romanian National Anti-Doping Agency	NADO ANAD-Romania	14	-	3	-	-	-	-	-	-	-	-	-	-	-	14	21%
Anti-Doping Norway	NADO ADNO	6	-	-	6	-	1	-	-	-	1	-	-	-	-	13	8%
Egyptian National Anti-doping Organization	NADO EGY-NADO	-	-	-	13	-	-	-	-	-	-	-	-	-	-	13	-
National Anti-doping Center of Ukraine	NADO NADC Ukraine	12	-	2	-	-	-	-	-	-	-	-	-	-	-	12	17%
Finnish Center for Integrity in Sports	NADO FINCIS	6	-	-	2	-	-	-	-	-	-	-	-	-	-	8	-
French Anti-Doping Agency	NADO AFLD-NADO	7	-	-	-	-	-	-	-	-	-	-	-	-	-	7	-
Georgian Anti-Doping Agency	NADO GEO-NADO	-	-	-	6	-	-	-	-	-	-	-	-	-	-	6	-
Anti-Doping Bureau of Latvia	NADO LAT-NADO	-	-	-	5	-	-	-	-	1	-	-	-	-	-	6	-
Anti-Doping Sweden	NADO ADSE	-	-	-	4	-	-	-	-	-	-	-	-	-	-	4	-
Croatian Institute of Public Health	NADO CIPH	3	-	-	-	-	-	-	-	-	-	-	-	-	-	3	-
Anti-Doping Denmark	NADO ADD	1	-	-	1	-	-	-	-	-	-	-	-	-	-	2	-
		113	0	10	62	0	6	0	0	0	2	0	0	0	0	177	

Table 101: AIMS Sport - Bodybuilding

Testing Authority (TA) Category	ADAMS Code	Urine						Blood						DBS		Total Samples	% AAF
		IC			OOC			IC			OOC			IC	OOC		
		Samples	ATF	AAF	Samples	ATF	AAF	Samples	ATF	AAF	Samples	ATF	AAF	Samples	AAF		
Finnish Center for Integrity in Sports	NADO FINCIS	27	1	1	59	1	1	6	-	-	24	-	2	-	-	116	2%
Romanian National Anti-Doping Agency	NADO ANAD-Romania	42	-	4	7	-	-	33	-	-	1	-	-	-	-	83	5%
Korea Anti-Doping Agency	NADO KADA	26	-	6	30	-	4	6	-	-	11	-	-	-	-	73	14%
Japan Anti-Doping Agency	NADO JADA	20	-	-	31	-	-	-	-	-	4	-	-	-	-	55	-
International Federation of Bodybuilding and Fitness	AIMS IFBB	21	-	8	18	-	3	-	-	-	6	-	-	-	-	45	24%
Italian National Anti-Doping Agency	NADO NADO ITALIA	20	-	-	-	-	-	8	-	-	-	-	-	-	-	28	-
Indonesia Anti-Doping Organization	NADO IADO	20	1	4	5	-	2	-	-	-	-	-	-	-	-	25	24%
NADO Flanders	NADO NADOF	24	-	-	-	-	-	-	-	-	-	-	-	-	-	24	-
Mexican National Anti-Doping Committee	NADO MEX-NADO	12	2	3	6	-	2	-	-	-	-	-	-	-	-	18	28%
Jamaica Anti-Doping Commission	NADO JADCO	-	-	-	12	-	1	-	-	-	4	-	-	-	-	16	6%
Czech Anti-Doping Committee	NADO CADC	16	-	-	-	-	-	-	-	-	-	-	-	-	-	16	-
Slovak Anti-Doping Agency	NADO SADA	5	-	-	7	-	-	-	-	-	2	-	-	-	-	14	-
China Anti-Doping Agency	NADO CHINADA	13	-	1	-	-	-	-	-	-	-	-	-	-	-	13	8%
Doping Control Agency of Thailand	NADO DCAT	-	-	-	12	-	2	-	-	-	-	-	-	-	-	12	17%
Russian National Anti-Doping Organization	NADO RUSADA	12	-	8	-	-	-	-	-	-	-	-	-	-	-	12	67%
Jordan Anti-doping Organization	NADO JADO	5	-	3	7	-	-	-	-	-	-	-	-	-	-	12	25%
South African Institute for Drug-Free Sport	NADO SAIDS	11	-	10	-	-	-	-	-	-	-	-	-	-	-	11	91%
Hungarian Anti-Doping Agency	NADO HUNADO	8	-	1	-	-	-	3	-	-	-	-	-	-	-	11	9%
Estonian Center for Integrity in Sports	NADO ESTCIS	4	-	-	6	-	-	-	-	-	-	-	-	-	-	10	-
Costa Rica NADO	NADO CRC-NADO	8	-	4	1	1	-	-	-	-	-	-	-	-	-	9	44%
Anti-Doping Commission, Chinese Taipei Olympic Committee	NADO CTADA	6	-	2	-	-	-	2	-	-	-	-	-	-	-	8	25%
Hong Kong Anti-Doping Committee	NADO HKG-ADC	-	-	-	8	-	-	-	-	-	-	-	-	-	-	8	-
Anti-Doping Agency of Serbia	NADO ADAS	7	-	5	-	-	-	-	-	-	-	-	-	-	-	7	71%
National Anti Doping Agency -India	NADO IND-NADO	3	-	3	3	-	3	-	-	-	-	-	-	-	-	6	100%
National Anti-doping Center of Ukraine	NADO NADC Ukraine	-	-	-	6	-	-	-	-	-	-	-	-	-	-	6	-
Anti-Doping Paraguay	NADO PAR-NADO	6	-	-	-	-	-	-	-	-	-	-	-	-	-	6	-
Guatemala NADO	NADO GUA-OAD	4	2	2	2	-	2	-	-	-	-	-	-	-	-	6	67%
Bulgarian Anti-doping Center	NADO BUL-NADO	4	-	3	-	-	-	1	-	-	-	-	-	-	-	5	60%
I.R Iran National Anti-Doping Organization	NADO IRI-NADO	5	-	1	-	-	-	-	-	-	-	-	-	-	-	5	20%
Lithuanian Anti-Doping Agency	NADO LTU-NADO	4	-	3	-	-	-	1	-	-	-	-	-	-	-	5	60%
Argentina National Anti-Doping Agency	NADO ARG-CNAD	4	1	-	-	-	-	-	-	-	-	-	-	-	-	4	-
Croatian Institute of Public Health	NADO CIPH	2	-	-	-	-	-	-	-	-	-	-	-	-	-	2	-
Mongolian National Anti-Doping Organization	NADO MGL-NADO	2	-	1	-	-	-	-	-	-	-	-	-	-	-	2	50%
French Anti-Doping Agency	NADO AFLD-NADO	1	-	1	-	-	-	-	-	-	-	-	-	-	-	1	100%
Belarus National Anti-Doping Agency	NADO BNADA	-	-	-	1	-	1	-	-	-	-	-	-	-	-	1	100%
Egyptian National Anti-doping Organization	NADO EGY-NADO	-	-	-	1	-	-	-	-	-	-	-	-	-	-	1	-
		342	7	74	222	2	21	60	-	-	52	-	2	-	-	676	

Table 102: AIMS Sport - Casting

Testing Authority (TA) Category	ADAMS Code	Urine						Blood						DBS		Total Samples	% AAF
		IC			OOC			IC			OOC			IC	OOC		
		Samples	ATF	AAF	Samples	ATF	AAF	Samples	ATF	AAF	Samples	ATF	AAF	Samples	AAF		
International Casting Sport Federation	AIMS ICSF	2	-	-	-	-	-	-	-	-	-	-	-	-	-	2	n/a
		2	-	-	-	-	-	-	-	-	-	-	-	-	-	2	

Table 103: AIMS Sport - Darts

Testing Authority (TA) Category	ADAMS Code	Urine						Blood						DBS		Total Samples	% AAF
		IC			OOC			IC			OOC			IC	OOC		
		Samples	ATF	AAF	Samples	ATF	AAF	Samples	ATF	AAF	Samples	ATF	AAF	Samples	AAF		
Turkish Anti Doping Commission	NADO TADC	4	-	-	-	-	-	-	-	-	-	-	-	-	-	4	-
Drug Free Sport New Zealand	NADO DFSNZ	2	-	-	-	-	-	-	-	-	-	-	-	-	-	2	-
		6	-	-	-	-	-	-	-	-	-	-	-	-	-	6	

Table 104: AIMS Sport - Dragon Boat

Testing Authority (TA) Category	ADAMS Code	Urine						Blood						DBS		Total Samples	% AAF
		IC			OOC			IC			OOC			IC	OOC		
		Samples	ATF	AAF	Samples	ATF	AAF	Samples	ATF	AAF	Samples	ATF	AAF	Samples	AAF		
Doping Control Agency of Thailand	NADO DCAT	-	-	-	22	-	-	-	-	-	-	-	-	-	-	22	-
Indonesia Anti-Doping Organization	NADO IADO	8	-	-	-	-	-	-	-	-	-	-	-	-	-	8	-
International Dragon Boat Federation	AIMS IDBF	-	-	-	6	-	-	-	-	-	-	-	-	-	-	6	-
		8	-	-	28	-	-	-	-	-	-	-	-	-	-	36	

Table 105: AIMS Sport - Draughts

Testing Authority (TA) Category	ADAMS Code	Urine						Blood						DBS		Total Samples	% AAF
		IC			OOC			IC			OOC			IC	OOC		
		Samples	ATF	AAF	Samples	ATF	AAF	Samples	ATF	AAF	Samples	ATF	AAF	Samples	AAF		
Doping Authority Netherlands	NADO DAN	-	-	-	1	-	-	-	-	-	-	-	-	-	-	1	n/a
		-	-	-	1	-	-	-	-	-	-	-	-	-	-	1	

Table 106: AIMS Sport - Fistball

Testing Authority (TA)	TA Category	ADAMS Code	Urine						Blood						DBS		Total Samples	% AAF	
			IC			OOC			IC			OOC			IC	OOC			
			Samples	ATF	AAF	Samples	ATF	AAF	Samples	ATF	AAF	Samples	ATF	AAF	Samples	AAF			
National Anti-Doping Agency Austria GmbH	NADO	NADA Austria	-	-	-	12	-	-	-	-	-	4	-	-	-	-	-	16	-
International Fistball Association	AIMS	IFA	4	-	-	8	-	-	-	-	-	-	-	-	-	-	-	12	-
Swiss Sport Integrity	NADO	SSI	-	-	-	1	-	-	-	-	-	-	-	-	-	-	-	1	-
			4	-	-	21	-	-	-	-	-	4	-	-	-	-	-	29	-

Table 107: AIMS Sport - Go

Testing Authority (TA)	TA Category	ADAMS Code	Urine						Blood						DBS		Total Samples	% AAF	
			IC			OOC			IC			OOC			IC	OOC			
			Samples	ATF	AAF	Samples	ATF	AAF	Samples	ATF	AAF	Samples	ATF	AAF	Samples	AAF			
International Go Federation	AIMS	IGF-Go	4	-	-	-	-	-	-	-	-	-	-	-	-	-	-	4	-
Korea Anti-Doping Agency	NADO	KADA	2	-	-	-	-	-	-	-	-	-	-	-	-	-	-	2	-
			6	-	-	-	-	-	-	-	-	-	-	-	-	-	-	6	-

Table 108: AIMS Sport - Ju-Jitsu

Testing Authority (TA)	TA Category	ADAMS Code	Urine						Blood						DBS		Total Samples	% AAF	
			IC			OOC			IC			OOC			IC	OOC			
			Samples	ATF	AAF	Samples	ATF	AAF	Samples	ATF	AAF	Samples	ATF	AAF	Samples	AAF			
Ju-Jitsu International Federation	AIMS	JJIF	140	-	7	17	-	-	-	-	-	5	-	-	-	-	-	162	4%
German National Anti-Doping Agency	NADO	NADA	8	-	-	19	-	-	-	-	-	-	-	-	-	-	-	27	-
United Arab Emirates National Anti-doping Committee	NADO	UAE-NADO	21	-	1	1	-	-	-	-	-	-	-	-	-	-	-	22	5%
National Anti-Doping Agency Austria GmbH	NADO	NADA Austria	6	-	-	13	-	-	-	-	-	2	-	-	-	-	-	21	-
Kazakhstan National Anti-Doping Centre	NADO	KAZ-NADO	7	-	1	7	-	2	-	-	-	-	-	-	-	-	-	14	21%
Swiss Sport Integrity	NADO	SSI	4	-	-	8	-	-	-	-	-	-	-	-	-	-	-	12	-
Israeli NADO	NADO	ISR-NADO	-	-	-	10	-	-	-	-	-	-	-	-	-	-	-	10	-
Vietnam Anti-Doping & Sports Medicine Agency	NADO	VADA	6	-	-	-	-	-	-	-	-	-	-	-	-	-	-	6	-
Anti-Doping Sweden	NADO	ADSE	-	-	-	6	-	-	-	-	-	-	-	-	-	-	-	6	-
French Anti-Doping Agency	NADO	AFLD-NADO	-	-	-	6	-	-	-	-	-	-	-	-	-	-	-	6	-
Korea Anti-Doping Agency	NADO	KADA	3	-	-	-	-	-	2	-	-	-	-	-	-	-	-	5	-
Anti-Doping Agency of Serbia	NADO	ADAS	3	-	-	-	-	-	-	-	-	-	-	-	-	-	-	3	-
Doping Control Agency of Thailand	NADO	DCAT	-	-	-	3	-	-	-	-	-	-	-	-	-	-	-	3	-
Romanian National Anti-Doping Agency	NADO	ANAD-Romania	2	-	-	-	-	-	-	-	-	-	-	-	-	-	-	2	-
National Anti-Doping Agency of Turkmenistan	NADO	TKM-NADO	-	-	-	2	-	-	-	-	-	-	-	-	-	-	-	2	-
Philippine Sports Commission	NADO	PHI-NADO	-	-	-	1	-	-	-	-	-	-	-	-	-	-	-	1	-
			200	-	9	93	-	2	2	-	-	7	-	-	-	-	-	302	-

Table 109: AIMS Sport - Kendo

Testing Authority (TA)	TA Category	ADAMS Code	Urine						Blood						DBS		Total Samples	% AAF	
			IC			OOC			IC			OOC			IC	OOC			
			Samples	ATF	AAF	Samples	ATF	AAF	Samples	ATF	AAF	Samples	ATF	AAF	Samples	AAF			
Japan Anti-Doping Agency	NADO	JADA	14	-	-	-	-	-	-	-	-	-	-	-	-	-	-	14	-
International Kendo Federation	AIMS	FIK	-	-	-	9	-	-	-	-	-	-	-	-	-	-	-	9	-
Spain National Anti-Doping Agency	NADO	ESP-NADO	5	-	-	-	-	-	-	-	-	-	-	-	-	-	-	5	-
Korea Anti-Doping Agency	NADO	KADA	2	-	-	-	-	-	-	-	-	-	-	-	-	-	-	2	-
			21	-	-	9	-	-	-	-	-	-	-	-	-	-	-	30	-

Table 110: AIMS Sport - Minigolf

Testing Authority (TA)	TA Category	ADAMS Code	Urine						Blood						DBS		Total Samples	% AAF	
			IC			OOC			IC			OOC			IC	OOC			
			Samples	ATF	AAF	Samples	ATF	AAF	Samples	ATF	AAF	Samples	ATF	AAF	Samples	AAF			
World Minigolf Sport Federation	AIMS	WMF	8	-	-	8	-	-	-	-	-	-	-	-	-	-	-	16	-

Table 116: AIMS Sport - Sport Fishing

Testing Authority (TA)	TA Category	ADAMS Code	Urine						Blood						DBS		Total Samples	% AAF	
			IC			OOC			IC			OOC			IC	OOC			
			Samples	ATF	AAF	Samples	ATF	AAF	Samples	ATF	AAF	Samples	ATF	AAF	Samples	AAF			
International Sport Fishing Confederation	AIMS	CIPS	16	-	-	8	-	2	-	-	-	-	-	-	-	-	-	24	8%
Portugal Anti-Doping Agency	NADO	ADoP	2	-	-	-	-	-	-	-	-	-	-	-	-	-	-	2	-
			18	-	-	8	-	2	-	-	-	-	-	-	-	-	-	26	

Table 117: AIMS Sport - Teqball

Testing Authority (TA)	TA Category	ADAMS Code	Urine						Blood						DBS		Total Samples	% AAF	
			IC			OOC			IC			OOC			IC	OOC			
			Samples	ATF	AAF	Samples	ATF	AAF	Samples	ATF	AAF	Samples	ATF	AAF	Samples	AAF			
International Federation of Teqball	AIMS	FITEQ	34	1	-	14	-	-	-	-	-	-	-	-	-	-	-	48	-
			34	1	-	14	-	-	-	-	-	-	-	-	-	-	-	48	

Table 118: Paralympic Sport - Para-Swimming and Aquatics

Testing Authority (TA)	TA Category	ADAMS Code	Urine						Blood						Total Samples	% AAF
			IC		OOC		IC		OOC							
			Samples	ATF	Samples	ATF	Samples	ATF	Samples	ATF						
International Paralympic Committee	OTHER-CS	IPC	238	-	1	222	-	1	7	-	-	23	-	-	490	0%
Russian National Anti-Doping Organization	NADO	RUSADA	113	-	1	218	1	-	-	-	4	-	-	335	0%	
China Anti-Doping Agency	NADO	CHINADA	40	-	-	122	-	2	3	-	-	4	-	169	1%	
US Anti-Doping Agency	NADO	USADA	51	-	1	80	-	-	-	-	5	-	-	136	1%	
Italian National Anti-Doping Agency	NADO	NADO ITALIA	27	-	-	63	-	-	-	-	5	-	-	95	-	
Canadian Centre for Ethics in Sport	NADO	CCES	9	-	-	58	-	-	-	-	14	-	-	81	-	
Braslian Authority on Anti-Doping Control	NADO	ABCD	40	-	-	13	-	-	7	-	1	-	-	61	-	
UK Anti-Doping	NADO	UKAD	8	-	-	44	-	1	-	-	8	-	-	60	2%	
German National Anti-Doping Agency	NADO	NADA	34	-	-	22	-	-	-	-	-	-	-	56	-	
Indonesia Anti-Doping Organization	NADO	IADO	46	-	1	7	-	-	-	-	-	-	-	53	2%	
Sport Integrity Australia	NADO	SIA	11	-	-	30	-	-	-	-	1	-	-	42	-	
Colombian NADO	NADO	COL-NADO	11	-	-	21	-	-	-	-	10	-	-	42	-	
Japan Anti-Doping Agency	NADO	JADA	17	-	-	24	-	1	-	-	-	-	-	41	2%	
Kazakhstan National Anti-Doping Centre	NADO	KAZ-NADO	-	-	-	36	-	2	-	-	-	-	-	36	6%	
Spain National Anti-Doping Agency	NADO	ESP-NADO	8	-	-	27	-	-	-	-	1	-	-	36	-	
National Anti-doping Center of Ukraine	NADO	NADC Ukraine	-	-	-	36	-	2	-	-	-	-	-	36	6%	
Korea Anti-Doping Agency	NADO	KADA	7	-	-	13	-	-	3	-	5	-	-	28	-	
Mexican National Anti-Doping Committee	NADO	MEX-NADO	8	-	-	18	-	-	-	-	-	-	-	26	-	
HADA - Hellenic Antidoping Agency	NADO	EOKAN	12	-	2	12	-	-	-	-	-	-	-	24	8%	
Doping Authority Netherlands	NADO	DAN	4	-	-	18	-	-	-	-	2	-	-	24	-	
Sport Ireland	NADO	SI	-	-	-	20	-	-	-	-	2	-	-	22	-	
Polish Anti-Doping Agency	NADO	POLADA	12	-	-	9	-	-	-	-	-	-	-	21	-	
Turkish Anti Doping Commission	NADO	TADC	4	-	-	13	-	-	-	-	2	-	-	19	-	
National Anti-Doping Agency of Uzbekistan	NADO	UZNADA	-	-	-	19	-	-	-	-	-	-	-	19	-	
Belarus National Anti-Doping Agency	NADO	BNADA	8	-	-	10	-	-	-	-	-	-	-	18	-	
Anti-Doping Sweden	NADO	ADSE	2	-	-	15	-	-	-	-	-	-	-	17	-	
French Anti-Doping Agency	NADO	AFLD-NADO	13	-	-	3	-	-	-	-	-	-	-	16	-	
Doping Control Agency of Thailand	NADO	DCAT	-	-	-	14	-	-	-	-	-	-	-	14	-	
Hungarian Anti-Doping Agency	NADO	HUNADO	-	-	-	12	-	-	-	-	-	-	-	12	-	
Asian Paralympic Committee	OTHER-CS	APC	7	-	-	2	-	-	2	-	-	-	-	11	-	
French Community of Belgium NADO	NADO	BEL-CFVB	-	-	-	8	-	-	-	-	2	-	-	10	-	
Azerbaijan National Anti-Doping Agency	NADO	AMADA	-	-	-	10	-	1	-	-	-	-	-	10	10%	
Anti-Doping Singapore	NADO	ADS	-	-	-	7	-	-	-	-	-	-	-	7	-	
Drug Free Sport New Zealand	NADO	DFSNZ	-	-	-	7	-	-	-	-	-	-	-	7	-	
Argentina National Anti-Doping Agency	NADO	ARG-CNAD	-	-	-	7	-	-	-	-	-	-	-	7	-	
Portugal Anti-Doping Agency	NADO	ADoP	-	-	-	6	-	-	-	-	-	-	-	6	-	
Swiss Sport Integrity	NADO	SSI	-	-	-	5	-	-	-	-	1	-	-	6	-	
Slovak Anti-Doping Agency	NADO	SADA	3	-	-	3	-	-	-	-	-	-	-	6	-	
Anti-Doping Agency of Malaysia	NADO	ADAMAS	-	-	-	5	-	-	-	-	-	-	-	5	-	
Cuban National Anti-Doping Agency	NADO	CUB-NADO	-	-	-	5	-	2	-	-	-	-	-	5	40%	
Peru National Anti-Doping Commission	NADO	CONAD PERU	-	-	-	5	-	-	-	-	-	-	-	5	-	
Anti-Doping Norway	NADO	ADNO	-	-	-	5	-	-	-	-	-	-	-	5	-	
National Anti Doping Agency -India	NADO	IND-NADO	-	-	-	5	-	-	-	-	-	-	-	5	-	
Croatian Institute of Public Health	NADO	CIPH	3	-	-	1	-	-	-	-	-	-	-	4	-	
National Anti-Doping Agency Austria GmbH	NADO	NADA Austria	-	-	-	4	-	-	-	-	-	-	-	4	-	
Anti-Doping Agency of Panama	NADO	PAN-NADO	-	-	-	4	-	-	-	-	-	-	-	4	-	
Anti-Doping Denmark	NADO	ADD	-	-	-	3	-	-	-	-	-	-	-	3	-	
South African Institute for Drug-Free Sport	NADO	SAIDS	2	-	-	1	-	-	-	-	-	-	-	3	-	
Finnish Center for Integrity in Sports	NADO	FINCIS	-	-	-	2	-	-	-	-	-	-	-	2	-	
Anti-Doping Agency of Kenya	NADO	ADAK	-	-	-	1	-	-	-	-	1	-	-	2	-	
Anti-Doping Bureau of Latvia	NADO	LAT-NADO	-	-	-	1	-	-	-	-	1	-	-	2	-	
Georgian Anti-Doping Agency	NADO	GEO-NADO	-	-	-	1	-	-	-	-	1	-	-	2	-	
Anti-Doping Paraguay	NADO	PAR-NADO	-	-	-	1	-	-	-	-	-	-	-	1	-	
Cambodia Anti-doping Agency	NADO	CAM-NADO	-	-	-	1	-	-	-	-	-	-	-	1	-	
Uruguay Anti-Doping	NADO	URU-NADO	-	-	-	1	-	-	-	-	-	-	-	1	-	
Slovenian Antidoping Organization	NADO	SLOADO	-	-	-	1	-	-	-	-	-	-	-	1	-	
Chilean National Anti-Doping Commission	NADO	CHI-NADO	-	-	-	1	-	-	-	-	-	-	-	1	-	
National Olympic and Sports Association of Iceland	NADO	ISL-NADO	-	-	-	1	-	-	-	-	-	-	-	1	-	
Anti-Doping Commission, Chinese Taipei Olympic Committee	NADO	CTADA	-	-	-	1	-	-	-	-	-	-	-	1	-	
			738	-	6	1304	1	12	22	-	-	93	-	2157		

DBS samples were not collected in Paralympic Sports

Table 119: Paralympic Sport - Para-Athletics and Athletics

Testing Authority (TA)	TA Category	ADAMS Code	Urine						Blood						Total Samples	% AAF
			IC			OOC			IC			OOC				
			ATF	AAF		ATF	AAF		ATF	AAF		ATF	AAF			
International Paralympic Committee	OTHER-CS	IPC	453	2	3	516	1	5	3	-	-	103	-	-	1075	1%
Russian National Anti-Doping Organization	NADO	RUSADA	89	1	1	349	-	2	-	-	-	11	-	-	449	1%
US Anti-Doping Agency	NADO	USADA	100	-	6	185	-	-	-	-	-	1	-	-	286	2%
China Anti-Doping Agency	NADO	CHINADA	82	-	1	150	-	1	6	-	-	5	-	-	243	1%
UK Anti-Doping	NADO	UKAD	9	-	1	111	-	-	-	-	-	23	-	-	143	1%
Braslian Authority on Anti-Doping Control	NADO	ABCD	57	1	-	47	-	-	15	-	-	9	-	-	128	-
National Anti Doping Agency -India	NADO	IND-NADO	31	-	-	62	-	-	-	-	-	6	-	-	99	-
Canadian Centre for Ethics in Sport	NADO	CCES	9	-	-	73	-	1	-	-	-	15	-	-	97	1%
German National Anti-Doping Agency	NADO	NADA	38	-	1	48	-	-	4	-	-	3	-	-	93	1%
Japan Anti-Doping Agency	NADO	JADA	34	-	-	23	-	-	-	-	-	8	-	-	65	-
Doping Authority Netherlands	NADO	DAN	16	-	-	45	-	-	-	-	-	-	-	-	61	-
Colombian NADO	NADO	COL-NADO	11	-	-	41	-	-	-	-	-	9	-	-	61	-
Indonesia Anti-Doping Organization	NADO	IADO	51	-	-	5	-	-	-	-	-	-	-	-	56	-
Spain National Anti-Doping Agency	NADO	ESP-NADO	21	-	-	33	-	-	-	-	-	1	-	-	55	-
Sport Integrity Australia	NADO	SIA	4	-	-	49	-	-	-	-	-	2	-	-	55	-
French Anti-Doping Agency	NADO	AFLD-NADO	34	-	-	18	-	-	-	-	-	-	-	-	52	-
National Anti-Doping Agency of Uzbekistan	NADO	UZNADA	-	-	-	44	-	1	-	-	-	-	-	-	44	2%
Italian National Anti-Doping Agency	NADO	NADO ITALIA	23	-	-	20	-	-	-	-	-	-	-	-	43	-
Morocco Anti-Doping Agency	NADO	AMAD	-	-	-	42	-	3	-	-	-	-	-	-	42	7%
Anti-Doping Agency of Kenya	NADO	ADAK	5	-	-	34	-	-	-	-	-	2	-	-	41	-
Mexican National Anti-Doping Committee	NADO	MEX-NADO	6	-	-	34	-	-	-	-	-	-	-	-	40	-
Swiss Sport Integrity	NADO	SSI	13	-	-	21	-	-	-	-	-	4	-	-	38	-
Korea Anti-Doping Agency	NADO	KADA	20	-	2	7	-	-	6	-	-	5	-	-	38	5%
Polish Anti-Doping Agency	NADO	POLADA	15	-	-	18	-	-	-	-	-	1	-	-	34	-
Nigerian National Anti-Doping Committee	NADO	NGR-NADO	8	-	1	24	-	1	-	-	-	-	-	-	32	6%
National Anti-Doping Agency of Tunisia	NADO	ANAD	-	-	-	26	-	-	-	-	-	6	-	-	32	-
Sport Ireland	NADO	SI	-	-	-	24	-	-	-	-	-	7	-	-	31	-
National Anti-doping Center of Ukraine	NADO	NADC Ukraine	14	1	-	16	1	-	-	-	-	-	-	-	30	-
Azerbaijan National Anti-Doping Agency	NADO	AMADA	-	-	-	28	-	1	-	-	-	1	-	-	29	3%
HADA - Hellenic Antidoping Agency	NADO	EOKAN	19	-	-	10	-	1	-	-	-	-	-	-	29	3%
Doping Control Agency of Thailand	NADO	DCAT	-	-	-	27	-	-	-	-	-	-	-	-	27	-
Kazakhstan National Anti-Doping Centre	NADO	KAZ-NADO	-	-	-	25	-	-	-	-	-	-	-	-	25	-
Ethiopian Anti doping Organization	NADO	ETH-NADO	-	-	-	24	-	-	-	-	-	-	-	-	24	-
Anti-Doping Sweden	NADO	ADSE	7	-	3	17	-	-	-	-	-	-	-	-	24	13%
Egyptian National Anti-doping Organization	NADO	EGY-NADO	-	-	-	23	-	-	-	-	-	-	-	-	23	-
Cuban National Anti-Doping Agency	NADO	CUB-NADO	-	-	-	22	-	-	-	-	-	-	-	-	22	-
Finnish Center for Integrity in Sports	NADO	FINCIS	3	-	-	19	-	-	-	-	-	-	-	-	22	-
Anti-Doping Agency of Malaysia	NADO	ADAMAS	-	-	-	19	-	-	-	-	-	-	-	-	19	-
South African Institute for Drug-Free Sport	NADO	SAIDS	12	1	-	6	-	-	-	-	-	-	-	-	18	-
French Community of Belgium NADO	NADO	BEL-CFVB	1	-	1	12	-	-	-	-	-	4	-	-	17	6%
I.R Iran National Anti-Doping Organization	NADO	IRI-NADO	9	-	1	8	-	1	-	-	-	-	-	-	17	12%
Belarus National Anti-Doping Agency	NADO	BNADA	3	-	-	14	-	-	-	-	-	-	-	-	17	-
Jamaica Anti-Doping Commission	NADO	JADCO	4	-	-	9	-	-	-	-	-	2	-	-	15	-
Anti-Doping Agency of Panama	NADO	PAN-NADO	-	-	-	16	-	1	-	-	-	-	-	-	16	6%
United Arab Emirates National Anti-doping Committee	NADO	UAE-NADO	5	-	-	9	-	-	-	-	-	-	-	-	14	-
Qatar Antidoping Commission	NADO	QADC	-	-	-	7	-	-	-	-	-	7	-	-	14	-
Asian Paralympic Committee	OTHER-CS	APC	10	-	-	2	-	-	2	-	-	-	-	-	14	-
Portugal Anti-Doping Agency	NADO	ADoP	3	-	-	10	-	-	-	-	-	-	-	-	13	-
Croatian Institute of Public Health	NADO	CIPH	4	-	-	9	-	-	-	-	-	-	-	-	13	-
Turkish Anti Doping Commission	NADO	TADC	1	-	-	12	-	-	-	-	-	-	-	-	13	-
Peru National Anti-Doping Commission	NADO	CONAD PERU	-	-	-	11	-	-	-	-	-	-	-	-	11	-
Sri Lanka Anti Doping Agency	NADO	SRI-NADO	-	-	-	10	-	-	-	-	-	-	-	-	10	-
Hungarian Anti-Doping Agency	NADO	HUNADO	4	-	-	6	-	-	-	-	-	-	-	-	10	-
National Anti-Doping Agency Austria GmbH	NADO	NADA Austria	-	-	-	9	-	-	-	-	-	-	-	-	9	-
Argentina National Anti-Doping Agency	NADO	ARG-CNAD	-	-	-	9	-	-	-	-	-	-	-	-	9	-
NADO Flanders	NADO	NADOF	-	-	-	9	-	-	-	-	-	-	-	-	9	-
Anti-Doping Bureau of Latvia	NADO	LAT-NADO	-	-	-	8	-	-	-	-	-	1	-	-	9	-
Ecuador NADO	NADO	ECU-NADO	-	-	-	7	-	-	-	-	-	-	-	-	7	-
Slovak Anti-Doping Agency	NADO	SADA	-	-	-	5	-	-	-	-	-	2	-	-	7	-
Saudi Arabian Antidoping Committee	NADO	KSA-NADO	-	-	-	7	-	-	-	-	-	-	-	-	7	-
Anti-Doping Agency of Serbia	NADO	ADAS	3	-	-	3	-	-	-	-	-	-	-	-	6	-
National Olympic Committee of Iraq	NADO	NOC-IRAQ	-	-	-	6	-	-	-	-	-	-	-	-	6	-
Ministry of Youth and Sports Anti-doping Unit	NADO	MRI-NADO	-	-	-	6	-	-	-	-	-	-	-	-	6	-
Mongolian National Anti-Doping Organization	NADO	MGL-NADO	-	-	-	5	-	-	-	-	-	-	-	-	5	-
Bulgarian Anti-doping Center	NADO	BUL-NADO	-	-	-	4	-	-	-	-	-	-	-	-	4	-
Romanian National Anti-Doping Agency	NADO	ANAD-Romania	-	-	-	2	-	-	-	-	-	2	-	-	4	-
Luxembourg NADO	NADO	ALAD	-	-	-	2	-	-	-	-	-	2	-	-	4	-
Anti-Doping Commission, Chinese Taipei Olympic Committee	NADO	CTADA	-	-	-	3	-	-	-	-	-	-	-	-	3	-
Algerian National Anti-Doping Organization	NADO	ALG-NADO	-	-	-	3	-	-	-	-	-	-	-	-	3	-
Bermuda Sport Anti- Doping Authority	NADO	BSADA	-	-	-	2	-	-	-	-	-	1	-	-	3	-
Anti-Doping Denmark	NADO	ADD	-	-	-	3	-	-	-	-	-	-	-	-	3	-
Botswana National Olympic Committee	NADO	BOT-OC	-	-	-	2	-	-	-	-	-	-	-	-	2	-
Guatemala NADO	NADO	GUA-OAD	-	-	-	2	2	-	-	-	-	-	-	-	2	-
Papua New Guinea Anti-doping Organization	NADO	PNG-NADO	-	-	-	2	-	-	-	-	-	-	-	-	2	-
DFSF Drug Free Sports Fiji	NADO	FIJ-NADO	-	-	-	2	-	-	-	-	-	-	-	-	2	-
Mozambique National Olympic Committee	NADO	MOZ-NOC	-	-	-	2	-	-	-	-	-	-	-	-	2	-
Jordan Anti-doping Organization	NADO	JADO	-	-	-	2	-	-	-	-	-	-	-	-	2	-
National Anti-Doping Agency of Uganda	NADO	UGA-NADO	-	-	-	2	-	-	-	-	-	-	-	-	2	-
Anti-Doping Norway	NADO	ADNO	-	-	-	2	-	-	-	-	-	-	-	-	2	-
Agency for Anti-Doping Control of Bosnia and Herzegovina	NADO	BiH-NADO	-	-	-	2	-	-	-	-	-	-	-	-	2	-

DBS samples were not collected in Paralympic Sports

Table 119: Paralympic Sport - Para-Athletics and Athletics - continued

Testing Authority (TA)	TA Category	ADAMS Code	Urine						Blood						Total Samples	% AAF	
			IC			OOC			IC			OOC					
			Samples	ATF	AAF	Samples	ATF	AAF	Samples	ATF	AAF	Samples	ATF	AAF			
Anti-Doping Paraguay	NADO	PAR-NADO	-	-	-	1	-	-	-	-	-	-	-	-	-	1	-
National Antidoping Agency of the Republic of Moldova	NADO	NADO Moldova	-	-	-	1	-	-	-	-	-	-	-	-	-	1	-
Libyan Anti Doping Committee	NADO	LBA-NOC	1	-	-	-	-	-	-	-	-	-	-	-	-	1	-
Drug Free Sport Vanuatu	NADO	VAN-NOC	-	-	-	1	-	-	-	-	-	-	-	-	-	1	-
Drug Free Sport New Zealand	NADO	DFSNZ	1	-	-	-	-	-	-	-	-	-	-	-	-	1	-
National Olympic Committee of Solomon Islands	NADO	NOC-SOL	-	-	-	1	-	-	-	-	-	-	-	-	-	1	-
Anti-Doping Singapore	NADO	ADS	-	-	-	1	-	-	-	-	-	-	-	-	-	1	-
Slovenian Antidoping Organization	NADO	SLOADO	-	-	-	1	-	-	-	-	-	-	-	-	-	1	-
International Sports Federation for Athletes with an Intellectual Disability	OTHER-CS	INAS	-	-	-	1	-	-	-	-	-	-	-	-	-	1	-
			1233	6	21	2538	4	18	36	-	-	243	-	-	4050		

Table 120: Paralympic Sport - Para-Biathlon

Testing Authority (TA)	TA Category	ADAMS Code	Urine						Blood						Total Samples	% AAF	
			IC			OOC			IC			OOC					
			Samples	ATF	AAF	Samples	ATF	AAF	Samples	ATF	AAF	Samples	ATF	AAF			
German National Anti-Doping Agency	NADO	NADA	1	-	-	13	1	-	-	-	-	-	-	-	-	14	-
China Anti-Doping Agency	NADO	CHINADA	9	-	-	2	-	-	-	-	-	-	-	-	-	11	-
			10	-	-	15	1	-	-	-	-	-	-	-	25		

Table 121: Paralympic Sport - Para-DanceSport

Testing Authority (TA)	TA Category	ADAMS Code	Urine						Blood						Total Samples	% AAF	
			IC			OOC			IC			OOC					
			Samples	ATF	AAF	Samples	ATF	AAF	Samples	ATF	AAF	Samples	ATF	AAF			
International Paralympic Committee	OTHER-CS	IPC	4	-	-	-	-	-	-	-	-	-	-	-	-	4	-
			4	-	-	-	-	-	-	-	-	-	-	-	4		

Table 122: Paralympic Sport - Para-Ice Hockey

Testing Authority (TA)	TA Category	ADAMS Code	Urine						Blood						Total Samples	% AAF
			IC			OOC			IC			OOC				
			Samples	ATF	AAF	Samples	ATF	AAF	Samples	ATF	AAF	Samples	ATF	AAF		
Russian National Anti-Doping Organization	NADO	RUSADA	31	-	1	63	-	-	-	-	-	-	-	-	94	1%
International Paralympic Committee	OTHER-CS	IPC	32	-	-	9	-	-	-	-	-	-	-	41	-	
China Anti-Doping Agency	NADO	CHINADA	8	-	-	25	-	-	-	-	1	-	-	34	-	
US Anti-Doping Agency	NADO	USADA	-	-	-	21	-	-	-	-	-	-	-	21	-	
Italian National Anti-Doping Agency	NADO	NADO ITALIA	8	-	-	9	1	-	-	-	-	-	-	17	-	
German National Anti-Doping Agency	NADO	NADA	12	-	-	-	-	-	-	-	-	-	-	12	-	
Korea Anti-Doping Agency	NADO	KADA	2	-	-	6	-	-	2	-	1	-	-	11	-	
Slovak Anti-Doping Agency	NADO	SADA	-	-	-	5	-	-	-	-	1	-	-	6	-	
			93	-	1	138	1	-	2	-	3	-	-	236		

Table 123: Para-Nordic Skiing

Testing Authority (TA)	TA Category	ADAMS Code	Urine						Blood						Total Samples	% AAF
			IC			OOC			IC			OOC				
			Samples	ATF	AAF	Samples	ATF	AAF	Samples	ATF	AAF	Samples	ATF	AAF		
International Paralympic Committee	OTHER-CS	IPC	45	-	-	128	-	-	-	-	-	-	-	173	-	
Russian National Anti-Doping Organization	NADO	RUSADA	8	-	-	148	-	-	-	-	6	-	-	162	-	
Canadian Centre for Ethics in Sport	NADO	CCES	7	-	-	46	-	-	-	-	8	-	-	61	-	
China Anti-Doping Agency	NADO	CHINADA	12	-	-	24	-	-	-	-	1	-	-	37	-	
Japan Anti-Doping Agency	NADO	JADA	-	-	-	13	-	-	-	-	8	-	-	21	-	
Belarus National Anti-Doping Agency	NADO	BNADA	-	-	-	20	-	-	-	-	-	-	-	20	-	
Kazakhstan National Anti-Doping Centre	NADO	KAZ-NADO	-	-	-	17	-	-	-	-	-	-	-	17	-	
National Anti-doping Center of Ukraine	NADO	NADC Ukraine	-	-	-	15	-	1	-	-	-	-	-	15	7%	
Anti-Doping Norway	NADO	ADNO	7	-	-	1	-	-	-	-	-	-	-	8	-	
Italian National Anti-Doping Agency	NADO	NADO ITALIA	-	-	-	5	-	-	-	-	1	-	-	6	-	
Korea Anti-Doping Agency	NADO	KADA	-	-	-	3	-	-	-	-	3	-	-	6	-	
German National Anti-Doping Agency	NADO	NADA	5	-	-	-	-	-	-	-	-	-	-	5	-	
UK Anti-Doping	NADO	UKAD	-	-	-	1	-	-	-	-	2	-	-	3	-	
US Anti-Doping Agency	NADO	USADA	-	-	-	3	-	-	-	-	-	-	-	3	-	
Finnish Center for Integrity in Sports	NADO	FINCIS	-	-	-	3	-	-	-	-	-	-	-	3	-	
Anti-Doping Sweden	NADO	ADSE	-	-	-	3	-	-	-	-	-	-	-	3	-	
Mongolian National Anti-Doping Organization	NADO	MGL-NADO	-	-	-	2	-	-	-	-	-	-	-	2	-	
Swiss Sport Integrity	NADO	SSI	-	-	-	1	-	-	-	-	-	-	-	1	-	
			84	-	-	433	-	1	-	-	29	-	-	546		

DBS samples were not collected in Paralympic Sports

Table 124: Paralympic Sport - Para-Powerlifting and Powerlifting

Testing Authority (TA)	TA Category	ADAMS Code	Urine						Blood						Total Samples	% AAF
			IC			OOC			IC			OOC				
			Samples	ATF	AAF	Samples	ATF	AAF	Samples	ATF	AAF	Samples	ATF	AAF		
International Paralympic Committee	OTHER-CS	IPC	399	-	5	331	-	2	1	-	-	79	-	-	810	1%
Russian National Anti-Doping Organization	NADO	RUSADA	36	-	2	139	-	1	6	-	-	4	-	-	185	2%
China Anti-Doping Agency	NADO	CHINADA	45	-	-	42	-	-	-	-	-	3	-	-	90	-
Egyptian National Anti-doping Organization	NADO	EGY-NADO	-	-	-	65	-	2	-	-	-	-	-	-	65	3%
Nigerian National Anti-Doping Committee	NADO	NGR-NADO	9	-	-	28	-	-	-	-	-	4	-	-	41	-
UK Anti-Doping	NADO	UKAD	-	-	-	23	-	-	-	-	-	9	-	-	32	-
Korea Anti-Doping Agency	NADO	KADA	7	-	-	12	-	-	3	-	-	7	-	-	29	-
Colombian NADO	NADO	COL-NADO	5	-	-	12	-	-	3	-	-	4	-	-	24	-
Turkish Anti Doping Commission	NADO	TADC	2	-	-	21	-	-	-	-	-	-	-	-	23	-
National Anti-Doping Agency of Uzbekistan	NADO	UZNADA	-	-	-	22	-	1	-	-	-	-	-	-	22	5%
Indonesia Anti-Doping Organization	NADO	IADO	20	-	-	-	-	-	-	-	-	-	-	-	20	-
Brasillian Authority on Anti-Doping Control	NADO	ABCD	-	-	-	11	-	-	-	-	-	7	-	-	18	-
Doping Control Agency of Thailand	NADO	DCAT	-	-	-	18	-	-	-	-	-	-	-	-	18	-
National Anti-doping Center of Ukraine	NADO	NADC.Ukraine	7	-	-	9	-	-	-	-	-	-	-	-	16	-
Asian Paralympic Committee	OTHER-CS	APC	9	-	-	2	-	-	4	-	-	-	-	-	15	-
US Anti-Doping Agency	NADO	USADA	-	-	-	14	-	-	-	-	-	-	-	-	14	-
Polish Anti-Doping Agency	NADO	POLADA	10	-	1	4	-	-	-	-	-	-	-	-	14	7%
HADA - Hellenic Antidoping Agency	NADO	EOKAN	6	-	-	6	-	-	-	-	-	-	-	-	12	-
Kazakhstan National Anti-Doping Centre	NADO	KAZ-NADO	-	-	-	11	-	-	-	-	-	-	-	-	11	-
Italian National Anti-Doping Agency	NADO	NADO.ITALIA	-	-	-	9	-	-	-	-	-	2	-	-	11	-
Sport Integrity Australia	NADO	SIA	6	-	1	3	-	-	-	-	-	2	-	-	11	9%
Morocco Anti-Doping Agency	NADO	AMAD	-	-	-	9	-	-	-	-	-	-	-	-	9	-
Anti-Doping Agency of Kenya	NADO	ADAK	-	-	-	7	-	-	-	-	-	1	-	-	8	-
I.R Iran National Anti-Doping Organization	NADO	IRI-NADO	8	-	-	-	-	-	-	-	-	-	-	-	8	-
Anti-Doping Agency of Panama	NADO	PAN-NADO	-	-	-	8	-	1	-	-	-	-	-	-	8	13%
Jordan Anti-doping Organization	NADO	JADO	-	-	-	8	-	-	-	-	-	-	-	-	8	-
Japan Anti-Doping Agency	NADO	JADA	4	-	-	3	-	-	-	-	-	-	-	-	7	-
National Anti Doping Agency -India	NADO	IND-NADO	-	-	-	6	-	-	-	-	-	1	-	-	7	-
Cuban National Anti-Doping Agency	NADO	CUB-NADO	-	-	-	6	-	-	-	-	-	-	-	-	6	-
Azerbaijan National Anti-Doping Agency	NADO	AMADA	-	-	-	5	-	-	-	-	-	-	-	-	5	-
Algerian National Anti-Doping Organization	NADO	ALG-NADO	-	-	-	5	-	-	-	-	-	-	-	-	5	-
National Olympic Committee of Iraq	NADO	NOC-IRAQ	-	-	-	5	-	-	-	-	-	-	-	-	5	-
Georgian Anti-Doping Agency	NADO	GEO-NADO	-	-	-	2	-	-	-	-	-	2	-	-	4	-
Anti-Doping Agency of Malaysia	NADO	ADAMAS	-	-	-	4	-	-	-	-	-	-	-	-	4	-
Mexican National Anti-Doping Committee	NADO	MEX-NADO	-	-	-	4	-	-	-	-	-	-	-	-	4	-
Chilean National Anti-Doping Commission	NADO	CHI-NADO	-	-	-	3	-	-	-	-	-	-	-	-	3	-
Sport Ireland	NADO	SI	-	-	-	2	-	-	-	-	-	1	-	-	3	-
Peru National Anti-Doping Commission	NADO	CONAD PERU	-	-	-	3	-	-	-	-	-	-	-	-	3	-
Finnish Center for Integrity in Sports	NADO	FINCIS	-	-	-	2	-	-	-	-	-	-	-	-	2	-
National Antidoping Agency of the Republic of Moldova	NADO	NADO.Moldova	-	-	-	2	-	-	-	-	-	-	-	-	2	-
United Arab Emirates National Anti-doping Committee	NADO	UAE-NADO	-	-	-	2	-	-	-	-	-	-	-	-	2	-
Anti-Doping Commission, Chinese Taipei Olympic Committee	NADO	CTADA	-	-	-	1	-	-	-	-	-	1	-	-	2	-
Hungarian Anti-Doping Agency	NADO	HUNADO	-	-	-	1	-	-	-	-	-	1	-	-	2	-
Mongolian National Anti-Doping Organization	NADO	MGL-NADO	-	-	-	1	-	-	-	-	-	-	-	-	1	-
Anti-Doping Singapore	NADO	ADS	-	-	-	1	-	-	-	-	-	-	-	-	1	-
National Anti-Doping Committee of Ivory Coast	NADO	CNALD	-	-	-	1	-	-	-	-	-	-	-	-	1	-
French Anti-Doping Agency	NADO	AFLD-NADO	-	-	-	1	-	-	-	-	-	-	-	-	1	-
			573	-	9	874	-	7	17	-	-	128	-	-	1592	

DBS samples were not collected in Paralympic Sports

Table 125: Paralympic Sport - Shooting Para Sport

Testing Authority (TA)	TA Category	ADAMS Code	Urine						Blood						Total Samples	% AAF	
			IC Samples	ATF	AAF	OOC Samples	ATF	AAF	IC Samples	ATF	AAF	OOC Samples	ATF	AAF			
International Paralympic Committee	OTHER-CS	IPC	81	-	-	-	-	-	-	-	-	-	-	-	-	81	-
China Anti-Doping Agency	NADO	CHINADA	8	-	-	40	-	-	-	-	-	-	-	-	-	48	-
National Anti Doping Agency -India	NADO	IND-NADO	4	-	-	30	-	-	-	-	-	-	-	-	-	34	-
Russian National Anti-Doping Organization	NADO	RUSADA	14	-	-	7	-	-	-	-	-	-	-	-	-	21	-
Korea Anti-Doping Agency	NADO	KADA	6	-	-	13	-	-	-	-	-	-	-	-	-	19	-
US Anti-Doping Agency	NADO	USADA	-	-	-	13	-	1	-	-	-	-	-	-	-	13	8%
Turkish Anti Doping Commission	NADO	TADC	-	-	-	9	-	-	-	-	-	-	-	-	-	9	-
Indonesia Anti-Doping Organization	NADO	IADO	8	-	-	-	-	-	-	-	-	-	-	-	-	8	-
UK Anti-Doping	NADO	UKAD	-	-	-	7	-	-	-	-	-	-	-	-	-	7	-
Doping Control Agency of Thailand	NADO	DCAT	-	-	-	5	-	-	-	-	-	-	-	-	-	5	-
Slovenian Antidoping Organization	NADO	SLOADO	-	-	-	4	-	-	-	-	-	-	-	-	-	4	-
United Arab Emirates National Anti-doping Committee	NADO	UAE-NADO	-	-	-	4	-	-	-	-	-	-	-	-	-	4	-
Hungarian Anti-Doping Agency	NADO	HUNADO	1	-	-	3	-	-	-	-	-	-	-	-	-	4	-
Italian National Anti-Doping Agency	NADO	NADO ITALIA	-	-	-	4	-	-	-	-	-	-	-	-	-	4	-
Japan Anti-Doping Agency	NADO	JADA	2	-	-	2	-	-	-	-	-	-	-	-	-	4	-
Cuban National Anti-Doping Agency	NADO	CUB-NADO	-	-	-	3	-	-	-	-	-	-	-	-	-	3	-
Bulgarian Anti-doping Center	NADO	BUL-NADO	-	-	-	3	-	-	-	-	-	-	-	-	-	3	-
Kazakhstan National Anti-Doping Centre	NADO	KAZ-NADO	-	-	-	3	-	-	-	-	-	-	-	-	-	3	-
Mongolian National Anti-Doping Organization	NADO	MGL-NADO	-	-	-	3	-	-	-	-	-	-	-	-	-	3	-
I.R Iran National Anti-Doping Organization	NADO	IRI-NADO	-	-	-	2	-	-	-	-	-	-	-	-	-	2	-
Agency for Anti-Doping Control of Bosnia and Herzegovina	NADO	BIH-NADO	-	-	-	2	-	-	-	-	-	-	-	-	-	2	-
Sport Integrity Australia	NADO	SIA	-	-	-	2	-	-	-	-	-	-	-	-	-	2	-
Azerbaijan National Anti-Doping Agency	NADO	AMADA	-	-	-	2	-	-	-	-	-	-	-	-	-	2	-
National Anti-Doping Agency of Uzbekistan	NADO	UZNADA	-	-	-	2	-	-	-	-	-	-	-	-	-	2	-
Canadian Centre for Ethics in Sport	NADO	CCES	-	-	-	2	-	-	-	-	-	-	-	-	-	2	-
German National Anti-Doping Agency	NADO	NADA	-	-	-	2	-	-	-	-	-	-	-	-	-	2	-
French Anti-Doping Agency	NADO	AFLD-NADO	-	-	-	2	-	-	-	-	-	-	-	-	-	2	-
National Anti-Doping Agency Austria GmbH	NADO	NADA Austria	-	-	-	1	-	-	-	-	-	-	-	-	-	1	-
Anti-Doping Agency of Malaysia	NADO	ADAMAS	-	-	-	1	-	-	-	-	-	-	-	-	-	1	-
Georgian Anti-Doping Agency	NADO	GEO-NADO	-	-	-	1	-	-	-	-	-	-	-	-	-	1	-
Swiss Sport Integrity	NADO	SSI	-	-	-	1	-	-	-	-	-	-	-	-	-	1	-
National Anti-Doping Commission of Macedonia	NADO	MKD-NADO	-	-	-	1	-	-	-	-	-	-	-	-	-	1	-
Peru National Anti-Doping Commission	NADO	CONAD PERU	-	-	-	1	-	-	-	-	-	-	-	-	-	1	-
Slovak Anti-Doping Agency	NADO	SADA	-	-	-	1	-	-	-	-	-	-	-	-	-	1	-
			124	-	-	176	-	1	-	-	-	-	-	-	-	300	-

Table 126: Paralympic Sport - Para-Alpine Skiing

Testing Authority (TA)	TA Category	ADAMS Code	Urine						Blood						Total Samples	% AAF	
			IC Samples	ATF	AAF	OOC Samples	ATF	AAF	IC Samples	ATF	AAF	OOC Samples	ATF	AAF			
Russian National Anti-Doping Organization	NADO	RUSADA	-	-	-	40	-	1	-	-	-	-	-	-	-	40	3%
China Anti-Doping Agency	NADO	CHINADA	9	-	-	17	-	-	-	-	-	1	-	-	-	27	-
International Paralympic Committee	OTHER-CS	IPC	12	-	-	15	-	-	-	-	-	-	-	-	-	27	-
Italian National Anti-Doping Agency	NADO	NADO ITALIA	-	-	-	19	-	-	-	-	-	1	-	-	-	20	-
Japan Anti-Doping Agency	NADO	JADA	4	-	-	11	-	-	-	-	-	2	-	-	-	17	-
US Anti-Doping Agency	NADO	USADA	-	-	-	15	-	-	-	-	-	-	-	-	-	15	-
Slovak Anti-Doping Agency	NADO	SADA	-	-	-	11	-	-	-	-	-	2	-	-	-	13	-
Canadian Centre for Ethics in Sport	NADO	CCES	-	-	-	13	-	-	-	-	-	-	-	-	-	13	-
Swiss Sport Integrity	NADO	SSI	4	-	-	8	-	-	-	-	-	-	-	-	-	12	-
UK Anti-Doping	NADO	UKAD	-	-	-	6	-	-	-	-	-	2	-	-	-	8	-
French Anti-Doping Agency	NADO	AFLD-NADO	-	-	-	7	-	-	-	-	-	-	-	-	-	7	-
Doping Authority Netherlands	NADO	DAN	-	-	-	6	-	-	-	-	-	-	-	-	-	6	-
Drug Free Sport New Zealand	NADO	DFSNZ	-	-	-	5	-	-	-	-	-	-	-	-	-	5	-
Sport Integrity Australia	NADO	SIA	-	-	-	5	-	-	-	-	-	-	-	-	-	5	-
Andorra National Anti-Doping Commission	NADO	AGAD	-	-	-	3	-	-	-	-	-	1	-	-	-	4	-
Korea Anti-Doping Agency	NADO	KADA	-	-	-	3	-	-	-	-	-	1	-	-	-	4	-
Armenian National Anti-Doping Organization	NADO	ARM-NADO	-	-	-	3	-	-	-	-	-	-	-	-	-	3	-
French Community of Belgium NADO	NADO	BEL-CFVB	-	-	-	2	-	-	-	-	-	1	-	-	-	3	-
German National Anti-Doping Agency	NADO	NADA	-	-	-	3	-	-	-	-	-	-	-	-	-	3	-
Anti-Doping Sweden	NADO	ADSE	-	-	-	2	-	-	-	-	-	-	-	-	-	2	-
Slovenian Antidoping Organization	NADO	SLOADO	-	-	-	1	-	-	-	-	-	-	-	-	-	1	-
National Anti-Doping Agency Austria GmbH	NADO	NADA Austria	-	-	-	1	-	-	-	-	-	-	-	-	-	1	-
			29	-	-	196	-	1	-	-	-	11	-	-	-	236	-

Table 127: Paralympic Sport - Para-Snowboard

Testing Authority (TA)	TA Category	ADAMS Code	Urine						Blood						Total Samples	% AAF	
			IC Samples	ATF	AAF	OOC Samples	ATF	AAF	IC Samples	ATF	AAF	OOC Samples	ATF	AAF			
China Anti-Doping Agency	NADO	CHINADA	11	-	-	19	-	-	-	-	-	-	-	-	-	30	-
Russian National Anti-Doping Organization	NADO	RUSADA	-	-	-	22	-	-	-	-	-	-	-	-	-	22	-
International Paralympic Committee	OTHER-CS	IPC	15	-	1	-	-	-	-	-	-	-	-	-	-	15	7%
US Anti-Doping Agency	NADO	USADA	-	-	-	12	-	-	-	-	-	-	-	-	-	12	-
Japan Anti-Doping Agency	NADO	JADA	-	-	-	9	-	-	-	-	-	-	-	-	-	9	-
Italian National Anti-Doping Agency	NADO	NADO ITALIA	-	-	-	7	-	-	-	-	-	-	-	-	-	7	-
Doping Authority Netherlands	NADO	DAN	-	-	-	3	-	-	-	-	-	-	-	-	-	3	-
Canadian Centre for Ethics in Sport	NADO	CCES	-	-	-	2	-	-	-	-	-	-	-	-	-	2	-
Sport Integrity Australia	NADO	SIA	-	-	-	2	-	-	-	-	-	-	-	-	-	2	-
National Anti-Doping Agency Austria GmbH	NADO	NADA Austria	-	-	-	1	-	-	-	-	-	-	-	-	-	1	-
UK Anti-Doping	NADO	UKAD	-	-	-	1	-	-	-	-	-	-	-	-	-	1	-
			26	-	1	78	-	-	-	-	-	-	-	-	-	104	-

DBS samples were not collected in Paralympic Sports

Table 128: Sports for Athletes with an Impairment - Aquatics

Testing Authority (TA)	TA Category	ADAMS Code	Urine						DBS						Total Samples	% AAF
			IC			OOC			IC			OOC				
			Samples	ATF	AAF	Samples	ATF	AAF	Samples	ATF	AAF	Samples	ATF	AAF		
China Anti-Doping Agency	NADO	CHINADA	13	-	-	8	1	-	1	-	-	-	-	-	22	-
Belarus National Anti-Doping Agency	NADO	BNADA	-	-	-	7	-	-	-	-	-	-	-	7	-	
Anti-Doping Agency of Serbia	NADO	ADAS	6	-	-	-	-	-	-	-	-	-	-	6	-	
Anti-Doping Agency of Malaysia	NADO	ADAMAS	5	-	-	1	-	-	-	-	-	-	-	6	-	
Uruguay Anti-Doping	NADO	URU-NADO	3	-	-	2	-	-	-	-	-	-	-	5	-	
National Antidoping Organization of Albania	NADO	ALB-NADO	-	-	-	3	-	-	-	-	-	-	-	3	-	
International Sports Federation for Athletes with an Intellectual Disability	OTHER-CS	INAS	2	-	-	-	-	-	-	-	-	-	-	2	-	
Japan Anti-Doping Agency	NADO	JADA	2	-	-	-	-	-	-	-	-	-	-	2	-	
Anti-Doping Commission, Chinese Taipei Olympic Committee	NADO	CTADA	2	-	-	-	-	-	-	-	-	-	-	2	-	
Common Community Commission (Brussels)	NADO	COCOM	1	-	-	-	-	-	1	-	-	-	-	2	-	
Anti-Doping Sweden	NADO	ADSE	-	-	-	1	-	-	-	-	-	-	-	1	-	
Anti-Doping Singapore	NADO	ADS	-	-	-	1	-	-	-	-	-	-	-	1	-	
National Olympic and Sports Association of Iceland	NADO	ISL-NADO	1	-	-	-	-	-	-	-	-	-	-	1	-	
			35	0	0	23	1	0	2	0	0	0	0	60		

Table 129: Sports for Athletes with an Impairment - Archery

Testing Authority (TA)	TA Category	ADAMS Code	Urine						Blood						Total Samples	% AAF
			IC			OOC			IC			OOC				
			Samples	ATF	AAF	Samples	ATF	AAF	Samples	ATF	AAF	Samples	ATF	AAF		
China Anti-Doping Agency	NADO	CHINADA	8	-	-	61	-	2	-	-	-	-	-	69	3%	
US Anti-Doping Agency	NADO	USADA	11	-	1	16	-	2	-	-	-	-	-	27	11%	
Russian National Anti-Doping Organization	NADO	RUSADA	24	-	-	-	-	-	-	-	-	-	-	24	-	
World Archery Federation	ASOIF	WA	18	-	-	3	-	-	-	-	-	-	-	21	-	
International Paralympic Committee	OTHER-CS	IPC	19	1	-	-	-	-	-	-	-	-	-	19	-	
Italian National Anti-Doping Agency	NADO	NADO ITALIA	-	-	-	19	-	-	-	-	-	-	-	19	-	
Turkish Anti Doping Commission	NADO	TADC	-	-	-	16	-	-	-	-	-	-	-	16	-	
National Anti Doping Agency -India	NADO	IND-NADO	-	-	-	14	-	-	-	-	-	-	-	14	-	
Indonesia Anti-Doping Organization	NADO	IADO	12	-	-	-	-	-	-	-	-	-	-	12	-	
Korea Anti-Doping Agency	NADO	KADA	5	-	-	6	-	-	-	-	-	-	-	11	-	
Anti-Doping Agency of Malaysia	NADO	ADAMAS	-	-	-	9	-	-	-	-	-	-	-	9	-	
Kazakhstan National Anti-Doping Centre	NADO	KAZ-NADO	-	-	-	8	-	-	-	-	-	-	-	8	-	
Sport Integrity Australia	NADO	SIA	7	-	-	-	-	-	-	-	-	-	-	7	-	
Japan Anti-Doping Agency	NADO	JADA	2	-	-	4	-	1	-	-	-	-	-	6	17%	
Mongolian National Anti-Doping Organization	NADO	MGL-NADO	-	-	-	5	-	-	-	-	-	-	-	5	-	
Doping Control Agency of Thailand	NADO	DCAT	-	-	-	5	-	-	-	-	-	-	-	5	-	
French Anti-Doping Agency	NADO	AFLD-NADO	3	-	-	-	-	-	-	-	-	-	-	3	-	
UK Anti-Doping	NADO	UKAD	-	-	-	2	-	-	-	-	-	-	-	2	-	
French Community of Belgium NADO	NADO	BEL-CFWB	-	-	-	2	-	-	-	-	-	-	-	2	-	
Romanian National Anti-Doping Agency	NADO	ANAD-Romania	-	-	-	1	-	-	-	-	1	-	-	2	-	
Hungarian Anti-Doping Agency	NADO	HUNADO	-	-	-	2	-	-	-	-	-	-	-	2	-	
Colombian NADO	NADO	COL-NADO	-	-	-	1	-	-	-	-	-	-	-	1	-	
Anti-Doping Bureau of Latvia	NADO	LAT-NADO	-	-	-	1	-	-	-	-	-	-	-	1	-	
Slovak Anti-Doping Agency	NADO	SADA	-	-	-	1	-	-	-	-	-	-	-	1	-	
Slovenian Antidoping Organization	NADO	SLOADO	-	-	-	1	-	-	-	-	-	-	-	1	-	
National Anti-Doping Agency Austria GmbH	NADO	NADA Austria	-	-	-	1	-	1	-	-	-	-	-	1	100%	
Anti-Doping Singapore	NADO	ADS	-	-	-	1	-	-	-	-	-	-	-	1	-	
Mexican National Anti-Doping Committee	NADO	MEX-NADO	-	-	-	1	-	-	-	-	-	-	-	1	-	
Sri Lanka Anti Doping Agency	NADO	SRI-NADO	-	-	-	1	-	-	-	-	-	-	-	1	-	
Swiss Sport Integrity	NADO	SSI	-	-	-	1	-	-	-	-	-	-	-	1	-	
			109	1	1	182	0	6	0	0	0	1	0	0	292	

Table 130: Sports for Athletes with an Impairment - Arm Wrestling

Testing Authority (TA)	TA Category	ADAMS Code	Urine						Blood						Total Samples	% AAF
			IC			OOC			IC			OOC				
			Samples	ATF	AAF	Samples	ATF	AAF	Samples	ATF	AAF	Samples	ATF	AAF		
Turkish Anti Doping Commission	NADO	TADC	4	-	-	-	-	-	-	-	-	-	-	4	-	
Georgian Anti-Doping Agency	NADO	GEO-NADO	-	-	-	1	-	-	-	-	-	-	-	1	-	
National Antidoping Agency of the Republic of Moldova	NADO	NADO Moldova	-	-	-	1	-	-	-	-	-	-	-	1	-	
			4	0	0	2	0	0	0	0	0	0	0	6		

DBS samples were not collected in Sports for Athletes with an Impairment

Table 131: Sports for Athletes with an Impairment - Athletics

Testing Authority (TA)	TA Category	ADAMS Code	Urine						Blood						Total Samples	% AAF
			IC			OOC			IC			OOC				
			Samples	ATF	AAF	Samples	ATF	AAF	Samples	ATF	AAF	Samples	ATF	AAF		
China Anti-Doping Agency	NADO	CHINADA	5	-	-	8	-	-	1	-	-	-	-	-	14	-
German National Anti-Doping Agency	NADO	NADA	7	-	-	7	-	-	-	-	-	-	-	-	14	-
Anti-Doping Agency of Malaysia	NADO	ADAMAS	14	-	-	-	-	-	-	-	-	-	-	-	14	-
International Committee of Sports for the Deaf	OTHER-CS	ICSD / CISS	12	-	-	-	-	-	-	-	-	-	-	-	12	-
World Athletics - Athletics Integrity Unit	ASOIF	World Athletics - AIU	5	-	-	5	-	-	-	-	1	-	-	-	11	-
Belarus National Anti-Doping Agency	NADO	BNADA	-	-	-	8	-	-	-	-	-	-	-	-	8	-
Guatemala NADO	NADO	GUA-OAD	7	3	-	-	-	-	-	-	-	-	-	-	7	-
Cuban National Anti-Doping Agency	NADO	CUB-NADO	1	-	-	6	-	-	-	-	-	-	-	-	7	-
Anti-Doping Commission, Chinese Taipei Olympic Committee	NADO	CTADA	4	-	-	-	-	-	-	-	-	-	-	-	4	-
National Antidoping Organization of Albania	NADO	ALB-NADO	3	-	-	1	-	-	-	-	-	-	-	-	4	-
Uruguay Anti-Doping	NADO	URU-NADO	-	-	-	3	-	-	-	-	-	-	-	-	3	-
Jamaica Anti-Doping Commission	NADO	JADCO	-	-	-	1	-	-	-	-	1	-	-	-	2	-
French Anti-Doping Agency	NADO	AFLD-NADO	-	-	-	2	-	-	-	-	-	-	-	-	2	-
Japan Anti-Doping Agency	NADO	JADA	2	-	-	-	-	-	-	-	-	-	-	-	2	-
Lebanese Olympic Committee/Anti-Doping Commission	NADO	LIB-OC	2	-	-	-	-	-	-	-	-	-	-	-	2	-
Brasiliian Authority on Anti-Doping Control	NADO	ABCD	-	-	-	1	-	1	-	-	1	-	1	2	100%	-
Common Community Commission (Brussels)	NADO	COCOM	-	-	-	1	-	-	-	-	1	-	-	2	-	-
Cambodia Anti-doping Agency	NADO	CAM-NADO	-	-	-	1	-	-	-	-	-	-	-	1	-	-
International Olympic Committee	OTHER-CS	IOC	-	-	-	1	-	-	-	-	-	-	-	1	-	-
National Antidoping Agency of the Republic of Moldova	NADO	NADO Moldova	-	-	-	1	-	-	-	-	-	-	-	1	-	-
Sport Ireland	NADO	SI	1	-	-	-	-	-	-	-	-	-	-	1	-	-
Anti-Doping Agency of Kenya	NADO	ADAK	-	-	-	1	-	-	-	-	-	-	-	1	-	-
Ethiopian Anti doping Organization	NADO	ETH-NADO	-	-	-	1	-	-	-	-	-	-	-	1	-	-
Drug Free Sport New Zealand	NADO	DFSNZ	-	-	-	1	-	-	-	-	-	-	-	1	-	-
Ecuador NADO	NADO	ECU-NADO	1	-	-	-	-	-	-	-	-	-	-	1	-	-
			64	3	0	49	0	1	1	0	0	4	0	1	118	

Table 132: Sports for Athletes with an Impairment - Badminton

Testing Authority (TA)	TA Category	ADAMS Code	Urine						Blood						Total Samples	% AAF
			IC			OOC			IC			OOC				
			Samples	ATF	AAF	Samples	ATF	AAF	Samples	ATF	AAF	Samples	ATF	AAF		
Badminton World Federation	ASOIF	BWF	24	-	-	37	-	-	-	-	-	11	-	-	72	-
China Anti-Doping Agency	NADO	CHINADA	10	-	-	24	-	-	1	-	-	1	-	-	36	-
International Paralympic Committee	OTHER-CS	IPC	28	-	-	-	-	-	2	-	-	-	-	-	30	-
Indonesia Anti-Doping Organization	NADO	IADO	14	-	-	11	-	-	-	-	-	-	-	25	-	-
National Anti Doping Agency -India	NADO	IND-NADO	-	-	-	18	-	1	-	-	-	-	-	18	6%	-
Doping Control Agency of Thailand	NADO	DCAT	-	-	-	16	-	-	-	-	-	-	-	16	-	-
Japan Anti-Doping Agency	NADO	JADA	-	-	-	14	-	1	-	-	-	-	-	14	7%	-
German National Anti-Doping Agency	NADO	NADA	-	-	-	13	-	-	-	-	-	-	-	13	-	-
French Anti-Doping Agency	NADO	AFLD-NADO	-	-	-	11	-	-	-	-	-	-	-	11	-	-
Russian National Anti-Doping Organization	NADO	RUSADA	6	-	-	5	-	-	-	-	-	-	-	11	-	-
Korea Anti-Doping Agency	NADO	KADA	3	-	-	7	-	-	-	-	-	-	-	10	-	-
Peru National Anti-Doping Commission	NADO	CONAD PERU	-	-	-	5	-	-	-	-	-	-	-	5	-	-
Anti-Doping Agency of Malaysia	NADO	ADAMAS	-	-	-	4	-	-	-	-	-	-	-	4	-	-
Hong Kong Anti-Doping Committee	NADO	HKG-ADC	-	-	-	3	-	-	-	-	-	-	-	3	-	-
National Anti-doping Center of Ukraine	NADO	NADC Ukraine	-	-	-	3	-	-	-	-	-	-	-	3	-	-
UK Anti-Doping	NADO	UKAD	-	-	-	3	-	-	-	-	-	-	-	3	-	-
Turkish Anti Doping Commission	NADO	TADC	-	-	-	2	-	-	-	-	-	-	-	2	-	-
Egyptian National Anti-doping Organization	NADO	EGY-NADO	-	-	-	2	-	-	-	-	-	-	-	2	-	-
Swiss Sport Integrity	NADO	SSI	-	-	-	2	-	-	-	-	-	-	-	2	-	-
National Anti-Doping Agency Austria GmbH	NADO	NADA Austria	-	-	-	2	-	-	-	-	-	-	-	2	-	-
Asian Paralympic Committee	OTHER-CS	APC	2	-	-	-	-	-	-	-	-	-	-	2	-	-
Doping Authority Netherlands	NADO	DAN	-	-	-	1	-	-	-	-	-	-	-	1	-	-
Anti-Doping Commission, Chinese Taipei Olympic Committee	NADO	CTADA	-	-	-	1	-	-	-	-	-	-	-	1	-	-
Brasiliian Authority on Anti-Doping Control	NADO	ABCD	-	-	-	1	-	-	-	-	-	-	-	1	-	-
Nigerian National Anti-Doping Committee	NADO	NGR-NADO	-	-	-	1	-	-	-	-	-	-	-	1	-	-
Portugal Anti-Doping Agency	NADO	ADoP	-	-	-	1	-	-	-	-	-	-	-	1	-	-
Canadian Centre for Ethics in Sport	NADO	CCES	-	-	-	1	-	-	-	-	-	-	-	1	-	-
			87	0	0	188	0	2	3	0	0	12	0	0	290	

DBS samples were not collected in Sports for Athletes with an Impairment

Table 133: Sports for Athletes with an Impairment - Basketball

Testing Authority (TA)	TA Category	ADAMS Code	Urine						Blood						Total Samples	% AAF
			IC			OOC			IC			OOC				
			Samples	ATF	AAF	Samples	ATF	AAF	Samples	ATF	AAF	Samples	ATF	AAF		
China Anti-Doping Agency	NADO	CHINADA	14	-	-	47	-	-	2	-	-	1	-	-	64	-
US Anti-Doping Agency	NADO	USADA	-	-	-	62	-	1	-	-	-	-	-	-	62	2%
International Paralympic Committee	OTHER-CS	IPC	47	-	1	8	-	-	4	-	-	-	-	-	59	2%
International Wheelchair Basketball Federation	OTHER-CS	IWBF	-	-	-	36	-	-	-	-	-	-	-	-	36	-
UK Anti-Doping	NADO	UKAD	-	-	-	32	-	-	-	-	-	2	-	-	34	-
Doping Authority Netherlands	NADO	DAN	-	-	-	31	-	-	-	-	-	-	-	-	31	-
Canadian Centre for Ethics in Sport	NADO	CCES	-	-	-	25	-	-	-	-	-	-	-	-	25	-
Italian National Anti-Doping Agency	NADO	NADO ITALIA	4	-	1	20	1	1	-	-	-	-	-	-	24	8%
Spain National Anti-Doping Agency	NADO	ESP-NADO	-	-	-	24	-	-	-	-	-	-	-	-	24	-
Korea Anti-Doping Agency	NADO	KADA	6	-	-	16	-	-	-	-	-	2	-	-	24	-
Colombian NADO	NADO	COL-NADO	-	-	-	16	-	-	-	-	-	6	-	-	22	-
Sport Integrity Australia	NADO	SIA	-	-	-	16	-	-	-	-	-	2	-	-	18	-
German National Anti-Doping Agency	NADO	NADA	-	-	-	13	-	-	-	-	-	-	-	-	13	-
Turkish Anti Doping Commission	NADO	TADC	-	-	-	12	-	-	-	-	-	-	-	-	12	-
Brasilian Authority on Anti-Doping Control	NADO	ABCD	-	-	-	11	-	-	-	-	-	-	-	-	11	-
Doping Control Agency of Thailand	NADO	DCAT	-	-	-	9	-	-	-	-	-	-	-	-	9	-
International Committee of Sports for the Deaf	OTHER-CS	ICSD / CISS	8	-	-	-	-	-	-	-	-	-	-	-	8	-
Asian Paralympic Committee	OTHER-CS	APC	4	-	-	-	-	-	-	-	-	-	-	-	4	-
Japan Anti-Doping Agency	NADO	JADA	-	-	-	3	-	-	-	-	-	-	-	-	3	-
National Anti-doping Center of Ukraine	NADO	NADC Ukraine	-	-	-	1	-	-	-	-	-	-	-	-	1	-
			83	0	2	382	1	2	6	0	0	13	0	0	484	

Table 134: Sports for Athletes with an Impairment - Bobsleigh

Testing Authority (TA)	TA Category	ADAMS Code	Urine						Blood						Total Samples	% AAF
			IC			OOC			IC			OOC				
			Samples	ATF	AAF	Samples	ATF	AAF	Samples	ATF	AAF	Samples	ATF	AAF		
International Bobsleigh and Skeleton Federation	AIOWF	IBSF	9	-	-	-	-	-	1	-	-	-	-	-	10	-
			9	0	0	0	0	0	1	0	0	0	0	0	10	

Table 135: Sports for Athletes with an Impairment - Boccia

Testing Authority (TA)	TA Category	ADAMS Code	Urine						Blood						Total Samples	% AAF
			IC			OOC			IC			OOC				
			Samples	ATF	AAF	Samples	ATF	AAF	Samples	ATF	AAF	Samples	ATF	AAF		
Hong Kong Anti-Doping Committee	NADO	HKG-ADC	1	-	-	12	-	-	-	-	-	-	-	-	13	-
Boccia International Sports Federation	OTHER-CS	BISFED	9	-	-	4	-	-	-	-	-	-	-	-	13	-
Portugal Anti-Doping Agency	NADO	ADoP	-	-	-	13	-	2	-	-	-	-	-	-	13	15%
China Anti-Doping Agency	NADO	CHINADA	4	-	-	8	-	-	-	-	-	-	-	-	12	-
UK Anti-Doping	NADO	UKAD	-	-	-	11	-	-	-	-	-	-	-	-	11	-
Korea Anti-Doping Agency	NADO	KADA	2	-	-	8	-	-	-	-	-	-	-	-	10	-
Doping Control Agency of Thailand	NADO	DCAT	-	-	-	10	-	-	-	-	-	-	-	-	10	-
International Paralympic Committee	OTHER-CS	IPC	8	-	-	-	-	-	-	-	-	-	-	-	8	-
Doping Authority Netherlands	NADO	DAN	-	-	-	7	-	-	-	-	-	-	-	-	7	-
Canadian Centre for Ethics in Sport	NADO	CCES	3	-	-	2	-	1	-	-	-	1	-	-	6	17%
Indonesia Anti-Doping Organization	NADO	IADO	6	-	-	-	-	-	-	-	-	-	-	-	6	-
Brasilian Authority on Anti-Doping Control	NADO	ABCD	4	-	-	2	-	-	-	-	-	-	-	-	6	-
Argentina National Anti-Doping Agency	NADO	ARG-CNAD	-	-	-	5	-	-	-	-	-	-	-	-	5	-
Anti-Doping Agency of Panama	NADO	PAN-NADO	-	-	-	4	-	-	-	-	-	-	-	-	4	-
Anti-Doping Agency of Malaysia	NADO	ADAMAS	-	-	-	3	-	-	-	-	-	-	-	-	3	-
Anti-Doping Agency of Serbia	NADO	ADAS	3	-	-	-	-	-	-	-	-	-	-	-	3	-
Japan Anti-Doping Agency	NADO	JADA	-	-	-	2	-	-	-	-	-	-	-	-	2	-
Slovak Anti-Doping Agency	NADO	SADA	-	-	-	2	-	-	-	-	-	-	-	-	2	-
Asian Paralympic Committee	OTHER-CS	APC	2	-	-	-	-	-	-	-	-	-	-	-	2	-
Mexican National Anti-Doping Committee	NADO	MEX-NADO	-	-	-	2	-	-	-	-	-	-	-	-	2	-
US Anti-Doping Agency	NADO	USADA	-	-	-	1	-	-	-	-	-	-	-	-	1	-
German National Anti-Doping Agency	NADO	NADA	-	-	-	1	-	-	-	-	-	-	-	-	1	-
			42	0	0	97	0	3	0	0	0	1	0	0	140	

DBS samples were not collected in Sports for Athletes with an Impairment

Table 136: Sports for Athletes with an Impairment - Canoe

Testing Authority (TA) Category	ADAMS Code	Urine						Blood						Total Samples	% AAF
		IC			OOC			IC			OOC				
		Samples	ATF	AAF	Samples	ATF	AAF	Samples	ATF	AAF	Samples	ATF	AAF		
Russian National Anti-Doping Organization	NADO RUSADA	8	-	-	32	-	-	-	-	-	2	-	-	42	-
International Paralympic Committee	OTHER-CS IPC	25	-	-	16	-	-	-	-	-	-	-	-	41	-
International Canoe Federation	ASOIF ICF	11	-	-	28	-	-	-	-	-	-	-	-	39	-
UK Anti-Doping	NADO UKAD	5	-	-	20	-	-	-	-	-	4	-	-	29	-
China Anti-Doping Agency	NADO CHINADA	6	-	-	20	-	-	1	-	-	-	-	-	27	-
Hungarian Anti-Doping Agency	NADO HUNADO	9	-	-	4	-	-	-	-	-	2	-	-	15	-
Sport Integrity Australia	NADO SIA	1	-	-	11	-	-	-	-	-	1	-	-	13	-
National Anti-Doping Agency of Uzbekistan	NADO UZNADA	-	-	-	10	-	-	-	-	-	-	-	-	10	-
Italian National Anti-Doping Agency	NADO NADO ITALIA	-	-	-	8	-	-	-	-	-	2	-	-	10	-
German National Anti-Doping Agency	NADO NADA	-	-	-	8	-	-	-	-	-	-	-	-	8	-
French Anti-Doping Agency	NADO AFLD-NADO	5	-	-	3	-	-	-	-	-	-	-	-	8	-
Polish Anti-Doping Agency	NADO POLADA	4	-	-	3	-	-	-	-	-	-	-	-	7	-
US Anti-Doping Agency	NADO USADA	-	-	-	5	-	-	-	-	-	-	-	-	5	-
Brasilian Authority on Anti-Doping Control	NADO ABCD	-	-	-	4	-	-	-	-	-	1	-	-	5	-
National Anti-Doping Agency Austria GmbH	NADO NADA Austria	1	-	-	3	-	-	-	-	-	1	-	-	5	-
National Anti-doping Center of Ukraine	NADO NADC Ukraine	-	-	-	4	-	-	-	-	-	-	-	-	4	-
Sport Ireland	NADO SI	-	-	-	2	-	-	-	-	-	1	-	-	3	-
Spain National Anti-Doping Agency	NADO ESP-NADO	-	-	-	3	-	-	-	-	-	-	-	-	3	-
National Anti Doping Agency -India	NADO IND-NADO	-	-	-	3	-	-	-	-	-	-	-	-	3	-
Kazakhstan National Anti-Doping Centre	NADO KAZ-NADO	-	-	-	3	-	-	-	-	-	-	-	-	3	-
Belarus National Anti-Doping Agency	NADO BNADA	-	-	-	2	-	-	-	-	-	-	-	-	2	-
I.R Iran National Anti-Doping Organization	NADO IRI-NADO	-	-	-	2	-	-	-	-	-	-	-	-	2	-
Canadian Centre for Ethics in Sport	NADO CCES	-	-	-	2	-	-	-	-	-	-	-	-	2	-
Portugal Anti-Doping Agency	NADO ADOP	-	-	-	2	-	-	-	-	-	-	-	-	2	-
Nigerian National Anti-Doping Committee	NADO NGR-NADO	-	-	-	2	-	-	-	-	-	-	-	-	2	-
Japan Anti-Doping Agency	NADO JADA	-	-	-	2	-	-	-	-	-	-	-	-	2	-
Drug Free Sport New Zealand	NADO DFSNZ	-	-	-	1	-	-	-	-	-	-	-	-	1	-
Argentina National Anti-Doping Agency	NADO ARG-CNAD	-	-	-	1	-	-	-	-	-	-	-	-	1	-
		75	0	0	204	0	0	1	0	0	14	0	0	294	

Table 137: Sports for Athletes with an Impairment - Curling

Testing Authority (TA) Category	ADAMS Code	Urine						Blood						Total Samples	% AAF
		IC			OOC			IC			OOC				
		Samples	ATF	AAF	Samples	ATF	AAF	Samples	ATF	AAF	Samples	ATF	AAF		
World Curling Federation	AIOWF WCF	16	-	-	20	-	-	-	-	-	-	-	-	36	-
China Anti-Doping Agency	NADO CHINADA	8	-	-	15	-	-	-	-	-	-	-	-	23	-
US Anti-Doping Agency	NADO USADA	8	-	-	1	-	-	-	-	-	-	-	-	9	-
Korea Anti-Doping Agency	NADO KADA	-	-	-	6	-	-	-	-	-	-	-	-	6	-
Slovak Anti-Doping Agency	NADO SADA	-	-	-	5	-	-	-	-	-	-	-	-	5	-
Russian National Anti-Doping Organization	NADO RUSADA	-	-	-	5	-	-	-	-	-	-	-	-	5	-
		32	0	0	52	0	0	0	0	0	0	0	0	84	

DBS samples were not collected in Sports for Athletes with an Impairment

Table 138: Sports for Athletes with an Impairment - Cycling

Testing Authority (TA)	TA Category	ADAMS Code	Urine						Blood						Total Samples	% AAF
			IC			OOC			IC			OOC				
			Samples	ATF	AAF	Samples	ATF	AAF	Samples	ATF	AAF	Samples	ATF	AAF		
US Anti-Doping Agency	NADO	USADA	33	-	1	81	-	1	-	-	-	5	-	-	119	2%
International Paralympic Committee	OTHER-CS	IPC	36	-	-	51	-	-	-	-	-	21	-	-	108	-
International Cycling Union	ASOIF	UCI	61	-	2	38	-	4	-	-	-	-	-	-	99	6%
UK Anti-Doping	NADO	UKAD	-	-	-	75	-	1	-	-	-	14	-	-	89	1%
Russian National Anti-Doping Organization	NADO	RUSADA	20	-	-	52	-	-	-	-	-	3	-	-	75	-
Italian National Anti-Doping Agency	NADO	NADO ITALIA	30	-	-	33	-	-	-	-	-	5	-	-	68	-
Spain National Anti-Doping Agency	NADO	ESP-NADO	25	-	-	33	-	-	-	-	-	-	-	-	58	-
China Anti-Doping Agency	NADO	CHINADA	25	-	-	26	-	-	4	-	-	1	-	-	56	-
German National Anti-Doping Agency	NADO	NADA	1	-	-	38	-	-	1	-	-	11	-	-	51	-
Sport Ireland	NADO	SI	-	-	-	38	-	-	-	-	-	7	-	-	45	-
Colombian NADO	NADO	COL-NADO	7	-	-	22	-	-	-	-	-	12	-	-	41	-
Canadian Centre for Ethics in Sport	NADO	CCES	3	-	-	28	-	-	-	-	-	5	-	-	36	-
Swiss Sport Integrity	NADO	SSI	7	-	-	22	-	-	-	-	-	4	-	-	33	-
Polish Anti-Doping Agency	NADO	POLADA	9	-	3	13	-	3	2	2	-	6	2	-	30	20%
Doping Authority Netherlands	NADO	DAN	4	-	-	19	-	-	-	-	-	6	-	-	29	-
Sport Integrity Australia	NADO	SIA	6	-	-	19	-	2	-	-	-	1	-	-	26	8%
NADO Flanders	NADO	NADOF	-	-	-	25	-	-	-	-	-	-	-	-	25	-
French Community of Belgium NADO	NADO	BEL-CFWB	-	-	-	19	-	-	-	-	-	6	-	-	25	-
French Anti-Doping Agency	NADO	AFLD-NADO	1	-	-	12	-	-	-	-	-	1	-	-	14	-
Brasiliian Authority on Anti-Doping Control	NADO	ABCD	2	-	-	8	-	-	1	-	-	1	-	-	12	-
National Anti-Doping Agency Austria GmbH	NADO	NADA Austria	-	-	-	11	-	-	-	-	-	-	-	-	11	-
Korea Anti-Doping Agency	NADO	KADA	2	-	-	4	-	-	-	-	-	1	-	-	7	-
Hungarian Anti-Doping Agency	NADO	HUNADO	3	-	-	4	-	-	-	-	-	-	-	-	7	-
Japan Anti-Doping Agency	NADO	JADA	4	-	-	3	-	-	-	-	-	-	-	-	7	-
Slovak Anti-Doping Agency	NADO	SADA	-	-	-	5	-	-	-	-	-	-	-	-	5	-
Anti-Doping Agency of Malaysia	NADO	ADAMAS	-	-	-	5	-	-	-	-	-	-	-	-	5	-
Common Community Commission (Brussels)	NADO	COCOM	-	-	-	2	-	-	-	-	-	2	-	-	4	-
HADA - Hellenic Antidoping Agency	NADO	EOKAN	3	-	-	1	-	-	-	-	-	-	-	-	4	-
Anti-Doping Sweden	NADO	ADSE	-	-	-	3	-	-	-	-	-	-	-	-	3	-
Argentina National Anti-Doping Agency	NADO	ARG-CNAD	-	-	-	3	-	-	-	-	-	-	-	-	3	-
Drug Free Sport New Zealand	NADO	DFSNZ	2	-	-	1	-	-	-	-	-	-	-	-	3	-
Anti-Doping Agency of Serbia	NADO	ADAS	-	-	-	3	-	-	-	-	-	-	-	-	3	-
Cuban National Anti-Doping Agency	NADO	CUB-NADO	-	-	-	3	-	-	-	-	-	-	-	-	3	-
Slovenian Antidoping Organization	NADO	SLOADO	-	-	-	3	-	-	-	-	-	-	-	-	3	-
Finnish Center for Integrity in Sports	NADO	FINCIS	-	-	-	2	-	-	-	-	-	-	-	-	2	-
Portugal Anti-Doping Agency	NADO	ADoP	-	-	-	2	-	-	-	-	-	-	-	-	2	-
National Antidoping Organization of Albania	NADO	ALB-NADO	2	-	-	-	-	-	-	-	-	-	-	-	2	-
Mexican National Anti-Doping Committee	NADO	MEX-NADO	1	-	-	-	-	-	-	-	-	-	-	-	1	-
Guyana Olympic Association	NADO	GUY-OA	-	-	-	1	-	-	-	-	-	-	-	-	1	-
Romanian National Anti-Doping Agency	NADO	ANAD-Romania	-	-	-	1	-	-	-	-	-	-	-	-	1	-
Doping Control Agency of Thailand	NADO	DCAT	-	-	-	1	-	-	-	-	-	-	-	-	1	-
			287	0	6	710	0	11	8	2	0	112	2	0	1117	

Table 139: Sports for Athletes with an Impairment - Equestrian

Testing Authority (TA)	TA Category	ADAMS Code	Urine						Blood						Total Samples	% AAF
			IC			OOC			IC			OOC				
			Samples	ATF	AAF	Samples	ATF	AAF	Samples	ATF	AAF	Samples	ATF	AAF		
International Equestrian Federation	ASOIF	FEI	5	-	-	13	-	-	-	-	-	-	-	-	18	-
Doping Authority Netherlands	NADO	DAN	-	-	-	7	-	-	-	-	-	-	-	-	7	-
Russian National Anti-Doping Organization	NADO	RUSADA	-	-	-	7	-	-	-	-	-	-	-	-	7	-
National Anti-Doping Agency Austria GmbH	NADO	NADA Austria	-	-	-	4	-	-	-	-	-	-	-	-	4	-
Italian National Anti-Doping Agency	NADO	NADO ITALIA	-	-	-	4	-	-	-	-	-	-	-	-	4	-
Drug Free Sport New Zealand	NADO	DFSNZ	4	-	-	-	-	-	-	-	-	-	-	-	4	-
Canadian Centre for Ethics in Sport	NADO	CCES	-	-	-	4	-	-	-	-	-	-	-	-	4	-
UK Anti-Doping	NADO	UKAD	-	-	-	4	-	-	-	-	-	-	-	-	4	-
US Anti-Doping Agency	NADO	USADA	-	-	-	4	-	-	-	-	-	-	-	-	4	-
French Anti-Doping Agency	NADO	AFLD-NADO	-	-	-	4	-	-	-	-	-	-	-	-	4	-
International Paralympic Committee	OTHER-CS	IPC	4	-	-	-	-	-	-	-	-	-	-	-	4	-
Japan Anti-Doping Agency	NADO	JADA	2	-	-	1	-	-	-	-	-	-	-	-	3	-
Anti-Doping Singapore	NADO	ADS	-	-	-	2	-	-	-	-	-	-	-	-	2	-
Luxembourg NADO	NADO	ALAD	-	-	-	2	-	-	-	-	-	-	-	-	2	-
German National Anti-Doping Agency	NADO	NADA	1	-	-	1	-	-	-	-	-	-	-	-	2	-
Anti-Doping Bureau of Latvia	NADO	LAT-NADO	-	-	-	1	-	-	-	-	-	-	-	-	1	-
Mexican National Anti-Doping Committee	NADO	MEX-NADO	-	-	-	1	-	-	-	-	-	-	-	-	1	-
Czech Anti-Doping Committee	NADO	CADC	-	-	-	1	-	-	-	-	-	-	-	-	1	-
Swiss Sport Integrity	NADO	SSI	-	-	-	1	-	-	-	-	-	-	-	-	1	-
			16	0	0	61	0	0	0	0	0	0	0	0	77	

DBS samples were not collected in Sports for Athletes with an Impairment

Table 140: Sports for Athletes with an Impairment - Fencing

Testing Authority (TA)	TA Category	ADAMS Code	Urine						Blood						Total Samples	% AAF
			IC			OOC			IC			OOC				
			Samples	ATF	AAF	Samples	ATF	AAF	Samples	ATF	AAF	Samples	ATF	AAF		
China Anti-Doping Agency	NADO	CHINADA	8	-	-	27	-	-	-	-	-	1	-	-	36	-
Italian National Anti-Doping Agency	NADO	NADO ITALIA	-	-	-	31	-	-	-	-	-	-	-	-	31	-
Russian National Anti-Doping Organization	NADO	RUSADA	-	-	-	26	-	-	-	-	-	-	-	-	26	-
International Paralympic Committee	OTHER-CS	IPC	16	-	-	-	-	-	-	-	-	-	-	-	16	-
French Anti-Doping Agency	NADO	AFLD-NADO	11	-	1	4	-	-	-	-	-	-	-	-	15	7%
Hungarian Anti-Doping Agency	NADO	HUNADO	-	-	-	14	-	-	-	-	-	1	-	-	15	-
International Wheelchair and Amputee Sports Federation	OTHER-CS	IWAS	12	-	-	-	-	-	-	-	-	-	-	-	12	-
Hong Kong Anti-Doping Committee	NADO	HKG-ADC	-	-	-	8	-	-	-	-	-	-	-	-	8	-
Belarus National Anti-Doping Agency	NADO	BNADA	-	-	-	7	-	-	-	-	-	-	-	-	7	-
UK Anti-Doping	NADO	UKAD	-	-	-	5	-	-	-	-	-	-	-	-	5	-
Canadian Centre for Ethics in Sport	NADO	CCES	-	-	-	4	-	-	-	-	-	-	-	-	4	-
National Olympic Committee of Iraq	NADO	NOC-IRAQ	-	-	-	4	-	-	-	-	-	-	-	-	4	-
US Anti-Doping Agency	NADO	USADA	-	-	-	3	-	-	-	-	-	-	-	-	3	-
Korea Anti-Doping Agency	NADO	KADA	3	-	-	-	-	-	-	-	-	-	-	-	3	-
Polish Anti-Doping Agency	NADO	POLADA	-	-	-	2	1	-	-	-	-	-	-	-	2	-
Georgian Anti-Doping Agency	NADO	GEO-NADO	-	-	-	2	-	-	-	-	-	-	-	-	2	-
Turkish Anti Doping Commission	NADO	TADC	-	-	-	1	-	-	-	-	-	-	-	-	1	-
Doping Control Agency of Thailand	NADO	DCAT	-	-	-	1	-	-	-	-	-	-	-	-	1	-
			50	0	1	139	1	0	0	0	0	2	0	0	191	

Table 141: Sports for Athletes with an Impairment - Football

Testing Authority (TA)	TA Category	ADAMS Code	Urine						Blood						Total Samples	% AAF
			IC			OOC			IC			OOC				
			Samples	ATF	AAF	Samples	ATF	AAF	Samples	ATF	AAF	Samples	ATF	AAF		
Anti-Doping Agency of Kenya	NADO	ADAK	21	-	-	-	-	-	-	-	-	-	-	-	21	-
International Committee of Sports for the Deaf	OTHER-CS	ICSD / CISS	12	-	-	-	-	-	-	-	-	-	-	-	12	-
China Anti-Doping Agency	NADO	CHINADA	6	-	-	-	-	-	-	-	-	-	-	-	6	-
Saudi Arabian Antidoping Committee	NADO	KSA-NADO	-	-	-	1	-	-	-	-	-	-	-	-	1	-
International Federation of Football Associations	ASOIF	FIFA	1	-	-	-	-	-	-	-	-	-	-	-	1	-
			40	0	0	1	0	0	0	0	0	0	0	0	41	

Table 142: Sports for Athletes with an Impairment - Football 5-a-Side

Testing Authority (TA)	TA Category	ADAMS Code	Urine						Blood						Total Samples	% AAF
			IC			OOC			IC			OOC				
			Samples	ATF	AAF	Samples	ATF	AAF	Samples	ATF	AAF	Samples	ATF	AAF		
International Paralympic Committee	OTHER-CS	IPC	24	-	-	7	-	1	-	-	-	1	-	-	32	3%
China Anti-Doping Agency	NADO	CHINADA	5	-	-	25	-	1	1	-	-	-	-	-	31	3%
Morocco Anti-Doping Agency	NADO	AMAD	-	-	-	22	-	-	-	-	-	-	-	-	22	-
Brasillian Authority on Anti-Doping Control	NADO	ABCD	-	-	-	16	-	-	-	-	-	-	-	-	16	-
International Blind Sport Association	OTHER-CS	IBSA	16	-	-	-	-	-	-	-	-	-	-	-	16	-
Spain National Anti-Doping Agency	NADO	ESP-NADO	-	-	-	10	-	-	-	-	-	-	-	-	10	-
Doping Control Agency of Thailand	NADO	DCAT	-	-	-	9	-	-	-	-	-	-	-	-	9	-
Argentina National Anti-Doping Agency	NADO	ARG-CNAD	-	-	-	7	-	-	-	-	-	-	-	-	7	-
Colombian NADO	NADO	COL-NADO	4	-	-	-	-	-	-	-	-	-	-	-	4	-
Korea Anti-Doping Agency	NADO	KADA	3	-	-	-	-	-	1	-	-	-	-	-	4	-
Indonesia Anti-Doping Organization	NADO	IADO	2	-	-	-	-	-	-	-	-	-	-	-	2	-
			54	0	0	96	0	2	2	0	0	1	0	0	153	

Table 143: Sports for Athletes with an Impairment - Football 7-a-Side

Testing Authority (TA)	TA Category	ADAMS Code	Urine						Blood						Total Samples	% AAF
			IC			OOC			IC			OOC				
			Samples	ATF	AAF	Samples	ATF	AAF	Samples	ATF	AAF	Samples	ATF	AAF		
US Anti-Doping Agency	NADO	USADA	-	-	-	12	-	-	-	-	-	-	-	-	12	-
National Anti-doping Center of Ukraine	NADO	NADC Ukraine	-	-	-	5	-	-	-	-	-	-	-	-	5	-
Argentina National Anti-Doping Agency	NADO	ARG-CNAD	-	-	-	3	-	-	-	-	-	-	-	-	3	-
			0	0	0	20	0	0	0	0	0	0	0	0	20	

Table 144: Sports for Athletes with an Impairment - Goalball

Testing Authority (TA)	TA Category	ADAMS Code	Urine						Blood						Total Samples	% AAF
			IC			OOC			IC			OOC				
			Samples	ATF	AAF	Samples	ATF	AAF	Samples	ATF	AAF	Samples	ATF	AAF		
China Anti-Doping Agency	NADO	CHINADA	6	-	-	22	-	-	1	-	-	-	-	-	29	-
International Paralympic Committee	OTHER-CS	IPC	24	-	3	-	-	-	-	-	-	-	-	-	24	13%
US Anti-Doping Agency	NADO	USADA	-	-	-	20	-	3	-	-	-	-	-	-	20	15%
International Blind Sport Association	OTHER-CS	IBSA	20	-	2	-	-	-	-	-	-	-	-	-	20	10%
Brasillian Authority on Anti-Doping Control	NADO	ABCD	-	-	-	16	-	1	-	-	-	-	-	-	16	6%
Russian National Anti-Doping Organization	NADO	RUSADA	-	-	-	14	-	-	-	-	-	-	-	-	14	-
Japan Anti-Doping Agency	NADO	JADA	8	-	-	5	-	-	-	-	-	-	-	-	13	-
Turkish Anti Doping Commission	NADO	TADC	-	-	-	12	-	-	-	-	-	-	-	-	12	-
Canadian Centre for Ethics in Sport	NADO	CCES	-	-	-	10	-	-	-	-	-	-	-	-	10	-
German National Anti-Doping Agency	NADO	NADA	2	-	-	6	-	-	-	-	-	-	-	-	8	-
Common Community Commission (Brussels)	NADO	COCOM	-	-	-	6	-	-	-	-	-	1	-	-	7	-
Qatar Antidoping Commission	NADO	QADC	-	-	-	4	-	-	-	-	-	2	-	-	6	-
Finnish Center for Integrity in Sports	NADO	FINCIS	-	-	-	4	-	-	-	-	-	-	-	-	4	-
Asian Paralympic Committee	OTHER-CS	APC	4	-	-	-	-	-	-	-	-	-	-	-	4	-
Korea Anti-Doping Agency	NADO	KADA	2	-	-	-	-	-	-	-	-	-	-	-	2	-
			66	0	5	119	0	4	1	0	0	3	0	0	189	

DBS samples were not collected in Sports for Athletes with an Impairment

Table 145: Sports for Athletes with an Impairment - Handball

Testing Authority (TA)	TA Category	ADAMS Code	Urine						Blood						Total Samples	% AAF	
			IC Samples	ATF	AAF	OOB Samples	ATF	AAF	IC Samples	ATF	AAF	OOB Samples	ATF	AAF			
International Committee of Sports for the Deaf	OTHER-CS	ICSD / CISS	10	-	-	-	-	-	-	-	-	-	-	-	-	10	-
French Community of Belgium NADO	NADO	BEL-CFWB	6	-	1	-	-	-	-	-	-	-	-	-	-	6	17%
			16	0	1	0	0	0	0	0	0	0	0	0	16		

Table 146: Sports for Athletes with an Impairment - Ice Hockey

Testing Authority (TA)	TA Category	ADAMS Code	Urine						Blood						Total Samples	% AAF	
			IC Samples	ATF	AAF	OOB Samples	ATF	AAF	IC Samples	ATF	AAF	OOB Samples	ATF	AAF			
Anti-Doping Sweden	NADO	ADSE	-	-	-	1	-	-	-	-	-	-	-	-	-	1	-
			0	0	0	1	0	0	0	0	0	0	0	0	1		

Table 147: Sports for Athletes with an Impairment - Judo

Testing Authority (TA)	TA Category	ADAMS Code	Urine						Blood						Total Samples	% AAF
			IC Samples	ATF	AAF	OOB Samples	ATF	AAF	IC Samples	ATF	AAF	OOB Samples	ATF	AAF		
International Paralympic Committee	OTHER-CS	IPC	59	-	-	41	-	1	-	-	-	11	-	-	111	1%
International Blind Sport Association	OTHER-CS	IBSA	33	-	-	-	-	-	3	-	-	-	-	-	36	-
Russian National Anti-Doping Organization	NADO	RUSADA	12	-	2	22	-	-	-	-	-	-	-	34	6%	
China Anti-Doping Agency	NADO	CHINADA	16	-	-	10	-	-	2	-	-	1	-	29	-	
Azerbaijan National Anti-Doping Agency	NADO	AMADA	-	-	-	27	-	1	-	-	-	-	-	27	4%	
Kazakhstan National Anti-Doping Centre	NADO	KAZ-NADO	-	-	-	24	-	-	-	-	-	-	-	24	-	
Brasilian Authority on Anti-Doping Control	NADO	ABCD	-	-	-	20	-	-	-	-	-	3	-	23	-	
US Anti-Doping Agency	NADO	USADA	-	-	-	16	1	-	-	-	-	-	-	16	-	
Georgian Anti-Doping Agency	NADO	GEO-NADO	-	-	-	7	-	-	-	-	-	6	-	13	-	
Indonesia Anti-Doping Organization	NADO	IADO	10	-	-	-	-	-	-	-	-	-	-	10	-	
Cuban National Anti-Doping Agency	NADO	CUB-NADO	-	-	-	9	-	-	-	-	-	-	-	9	-	
UK Anti-Doping	NADO	UKAD	-	-	-	5	-	-	-	-	-	2	-	7	-	
Japan Anti-Doping Agency	NADO	JADA	2	-	-	5	-	-	-	-	-	-	-	7	-	
Korea Anti-Doping Agency	NADO	KADA	3	-	-	2	-	-	1	-	-	1	-	7	-	
Turkish Anti Doping Commission	NADO	TADC	-	-	-	6	-	-	-	-	-	-	-	6	-	
Mongolian National Anti-Doping Organization	NADO	MGL-NADO	-	-	-	5	-	-	-	-	-	-	-	5	-	
German National Anti-Doping Agency	NADO	NADA	1	-	-	3	-	-	-	-	-	-	-	4	-	
Argentina National Anti-Doping Agency	NADO	ARG-CNAD	-	-	-	3	-	-	-	-	-	-	-	3	-	
Belarus National Anti-Doping Agency	NADO	BNADA	-	-	-	2	-	-	-	-	-	-	-	2	-	
Peru National Anti-Doping Commission	NADO	CONAD PERU	-	-	-	2	-	-	-	-	-	-	-	2	-	
Mexican National Anti-Doping Committee	NADO	MEX-NADO	-	-	-	2	-	-	-	-	-	-	-	2	-	
Romanian National Anti-Doping Agency	NADO	ANAD-Romania	-	-	-	1	-	-	-	-	-	1	-	2	-	
National Anti-Doping Agency of Uzbekistan	NADO	UZNADA	-	-	-	2	-	-	-	-	-	-	-	2	-	
National Antidoping Agency of the Republic of Moldova	NADO	NADO Moldova	-	-	-	2	-	-	-	-	-	-	-	2	-	
Italian National Anti-Doping Agency	NADO	NADO ITALIA	-	-	-	2	-	-	-	-	-	-	-	2	-	
Canadian Centre for Ethics in Sport	NADO	CCES	-	-	-	1	-	-	-	-	-	-	-	1	-	
Sport Integrity Australia	NADO	SIA	-	-	-	1	-	-	-	-	-	-	-	1	-	
Portugal Anti-Doping Agency	NADO	ADoP	-	-	-	1	-	-	-	-	-	-	-	1	-	
Doping Control Agency of Thailand	NADO	DCAT	-	-	-	1	-	-	-	-	-	-	-	1	-	
Anti-Doping Commission, Chinese Taipei Olympic Committee	NADO	CTADA	-	-	-	1	-	-	-	-	-	-	-	1	-	
			136	0	2	223	1	2	6	0	0	25	0	0	390	

Table 148: Sports for Athletes with an Impairment - Karate

Testing Authority (TA)	TA Category	ADAMS Code	Urine						Blood						Total Samples	% AAF
			IC Samples	ATF	AAF	OOB Samples	ATF	AAF	IC Samples	ATF	AAF	OOB Samples	ATF	AAF		
International Committee of Sports for the Deaf	OTHER-CS	ICSD / CISS	5	-	-	-	-	-	-	-	-	-	-	-	5	-
Anti-Doping Commission, Chinese Taipei Olympic Committee	NADO	CTADA	2	-	-	-	-	-	-	-	-	-	-	2	-	
Saudi Arabian Antidoping Committee	NADO	KSA-NADO	1	-	-	-	-	-	-	-	-	-	-	1	-	
			8	0	0	0	0	0	0	0	0	0	0	8		

Table 149: Sports for Athletes with an Impairment - Orienteering

Testing Authority (TA)	TA Category	ADAMS Code	Urine						Blood						Total Samples	% AAF
			IC Samples	ATF	AAF	OOB Samples	ATF	AAF	IC Samples	ATF	AAF	OOB Samples	ATF	AAF		
Lithuanian Anti-Doping Agency	NADO	LTU-NADO	13	-	-	-	-	-	-	-	-	-	-	-	13	-
			13	0	0	0	0	0	0	0	0	0	0	13		

Table 150: Sports for Athletes with an Impairment - ParaVolley

Testing Authority (TA)	TA Category	ADAMS Code	Urine						Blood						Total Samples	% AAF
			IC Samples	ATF	AAF	OOB Samples	ATF	AAF	IC Samples	ATF	AAF	OOB Samples	ATF	AAF		
Russian National Anti-Doping Organization	NADO	RUSADA	-	-	-	60	-	-	-	-	-	-	-	60	-	
China Anti-Doping Agency	NADO	CHINADA	8	-	-	47	-	-	1	-	-	2	-	58	-	
Brasilian Authority on Anti-Doping Control	NADO	ABCD	-	-	-	41	-	-	-	-	-	-	-	41	-	
US Anti-Doping Agency	NADO	USADA	-	-	-	30	-	-	-	-	-	-	-	30	-	
Egyptian National Anti-doping Organization	NADO	EGY-NADO	-	-	-	29	-	-	-	-	-	-	-	29	-	
World Paravolley	OTHER-CS	WPV	14	-	1	10	-	-	-	-	-	-	-	24	4%	
International Paralympic Committee	OTHER-CS	IPC	20	-	-	-	-	-	-	-	-	-	-	20	-	
German National Anti-Doping Agency	NADO	NADA	6	-	-	12	-	-	-	-	-	-	-	18	-	
Italian National Anti-Doping Agency	NADO	NADO ITALIA	-	-	-	17	-	-	-	-	-	-	-	17	-	
Agency for Anti-Doping Control of Bosnia and Herzegovina	NADO	BIH-NADO	4	-	-	10	-	-	2	-	-	-	-	16	-	
Canadian Centre for Ethics in Sport	NADO	CCES	-	-	-	11	-	-	-	-	-	1	-	12	-	
I.R Iran National Anti-Doping Organization	NADO	IRI-NADO	-	-	-	3	-	-	-	-	-	-	-	3	-	
Korea Anti-Doping Agency	NADO	KADA	2	-	-	-	-	-	-	-	-	-	-	2	-	
			54	-	1	270	-	-	3	-	-	3	-	330		

DBS samples were not collected in Sports for Athletes with an Impairment

Table 151: Sports for Athletes with an Impairment - Powerlifting

Testing Authority (TA)	TA Category	ADAMS Code	Urine						Blood						Total Samples	% AAF
			IC			OOC			IC			OOC				
			Samples	ATF	AAF	Samples	ATF	AAF	Samples	ATF	AAF	Samples	ATF	AAF		
International Blind Sport Association	OTHER-CS	IBSA	4	-	-	3	-	-	-	-	-	-	-	-	7	-
Turkish Anti Doping Commission	NADO	TADC	4	-	-	-	-	-	-	-	-	-	-	-	4	-
			8	0	0	3	0	0	0	0	0	0	0	11		

Table 152: Sports for Athletes with an Impairment - Rowing

Testing Authority (TA)	TA Category	ADAMS Code	Urine						Blood						Total Samples	% AAF
			IC			OOC			IC			OOC				
			Samples	ATF	AAF	Samples	ATF	AAF	Samples	ATF	AAF	Samples	ATF	AAF		
World Rowing	ASOIF	FISA	9	-	-	77	-	-	-	-	-	5	-	-	91	-
International Paralympic Committee	OTHER-CS	IPC	25	-	1	20	-	1	-	-	-	5	-	-	50	4%
Russian National Anti-Doping Organization	NADO	RUSADA	8	-	-	31	-	-	-	-	-	-	-	39	-	
Brasillian Authority on Anti-Doping Control	NADO	ABCD	12	-	-	14	-	-	2	-	-	-	-	28	-	
French Anti-Doping Agency	NADO	AFLD-NADO	-	-	-	27	-	-	-	-	-	-	-	27	-	
Italian National Anti-Doping Agency	NADO	NADO ITALIA	-	-	-	20	-	-	-	-	-	3	-	23	-	
UK Anti-Doping	NADO	UKAD	-	-	-	16	-	-	-	-	-	2	-	18	-	
US Anti-Doping Agency	NADO	USADA	-	-	-	17	-	-	-	-	-	-	-	17	-	
China Anti-Doping Agency	NADO	CHINADA	8	-	-	6	-	-	1	-	-	-	-	15	-	
Doping Authority Netherlands	NADO	DAN	-	-	-	10	-	-	-	-	-	4	-	14	-	
Spain National Anti-Doping Agency	NADO	ESP-NADO	4	-	-	6	-	-	-	-	-	-	-	10	-	
National Anti-doping Center of Ukraine	NADO	NADC Ukraine	-	-	-	9	-	-	-	-	-	-	-	9	-	
Canadian Centre for Ethics in Sport	NADO	CCES	-	-	-	7	-	-	-	-	-	-	-	7	-	
Korea Anti-Doping Agency	NADO	KADA	3	-	-	2	-	-	1	-	-	1	-	7	-	
German National Anti-Doping Agency	NADO	NADA	-	-	-	4	-	-	-	-	-	-	-	4	-	
National Anti Doping Agency -India	NADO	IND-NADO	-	-	-	3	-	-	-	-	-	-	-	3	-	
National Anti-Doping Agency of Uzbekistan	NADO	UZNADA	-	-	-	2	-	-	-	-	-	-	-	2	-	
Belarus National Anti-Doping Agency	NADO	BNADA	-	-	-	2	-	-	-	-	-	-	-	2	-	
Sport Integrity Australia	NADO	SIA	2	-	-	-	-	-	-	-	-	-	-	2	-	
National Anti-Doping Organization of Cape Verde	NADO	ONAD-CV	-	-	-	2	1	-	-	-	-	-	-	2	-	
Polish Anti-Doping Agency	NADO	POLADA	-	-	-	2	-	-	-	-	-	-	-	2	-	
Anti-Doping Norway	NADO	ADNO	-	-	-	2	-	-	-	-	-	-	-	2	-	
Anti-Doping Agency of Serbia	NADO	ADAS	-	-	-	1	-	-	-	-	-	-	-	1	-	
Anti-Doping Paraguay	NADO	PAR-NADO	-	-	-	1	-	-	-	-	-	-	-	1	-	
Argentina National Anti-Doping Agency	NADO	ARG-CNAD	-	-	-	1	-	-	-	-	-	-	-	1	-	
Sri Lanka Anti Doping Agency	NADO	SRI-NADO	-	-	-	1	-	-	-	-	-	-	-	1	-	
Nigerian National Anti-Doping Committee	NADO	NGR-NADO	-	-	-	1	-	-	-	-	-	-	-	1	-	
Mexican National Anti-Doping Committee	NADO	MEX-NADO	-	-	-	1	-	-	-	-	-	-	-	1	-	
			71	0	1	285	1	1	4	0	0	20	0	0	380	

Table 153: Sports for Athletes with an Impairment - Rugby

Testing Authority (TA)	TA Category	ADAMS Code	Urine						Blood						Total Samples	% AAF
			IC			OOC			IC			OOC				
			Samples	ATF	AAF	Samples	ATF	AAF	Samples	ATF	AAF	Samples	ATF	AAF		
International Paralympic Committee	OTHER-CS	IPC	18	-	-	9	-	-	-	-	-	8	-	-	35	-
Japan Anti-Doping Agency	NADO	JADA	9	-	-	12	-	-	-	-	-	-	-	21	-	
Sport Integrity Australia	NADO	SIA	10	-	1	8	-	-	-	-	-	-	-	18	6%	
World Wheelchair Rugby	OTHER-CS	WWR	6	-	-	12	-	-	-	-	-	-	-	18	-	
UK Anti-Doping	NADO	UKAD	-	-	-	15	-	-	-	-	-	2	-	17	-	
US Anti-Doping Agency	NADO	USADA	-	-	-	17	-	-	-	-	-	-	-	17	-	
Doping Authority Netherlands	NADO	DAN	-	-	-	12	-	-	-	-	-	-	-	12	-	
Canadian Centre for Ethics in Sport	NADO	CCES	-	-	-	11	-	-	-	-	-	-	-	11	-	
Italian National Anti-Doping Agency	NADO	NADO ITALIA	-	-	-	9	-	-	-	-	-	-	-	9	-	
Anti-Doping Sweden	NADO	ADSE	4	-	-	4	-	-	-	-	-	-	-	8	-	
Drug Free Sport New Zealand	NADO	DFSNZ	3	-	-	4	-	-	-	-	-	-	-	7	-	
French Anti-Doping Agency	NADO	AFLD-NADO	-	-	-	5	-	-	-	-	-	-	-	5	-	
Korea Anti-Doping Agency	NADO	KADA	4	-	-	-	-	-	1	-	-	-	-	5	-	
Polish Anti-Doping Agency	NADO	POLADA	-	-	-	2	-	-	-	-	-	-	-	2	-	
			54	0	1	120	0	0	1	0	0	10	0	0	185	

Table 154: Sports for Athletes with an Impairment - Sailing

Testing Authority (TA)	TA Category	ADAMS Code	Urine						Blood						Total Samples	% AAF
			IC			OOC			IC			OOC				
			Samples	ATF	AAF	Samples	ATF	AAF	Samples	ATF	AAF	Samples	ATF	AAF		
World Sailing	ASOIF	WS	1	-	-	-	-	-	-	-	-	-	-	-	1	-
			1	0	0	0	0	0	0	0	0	0	0	0	1	

Table 155: Sports for Athletes with an Impairment - Shooting

Testing Authority (TA)	TA Category	ADAMS Code	Urine						Blood						Total Samples	% AAF
			IC			OOC			IC			OOC				
			Samples	ATF	AAF	Samples	ATF	AAF	Samples	ATF	AAF	Samples	ATF	AAF		
German National Anti-Doping Agency	NADO	NADA	-	-	-	7	-	-	-	-	-	-	-	-	7	-
			0	0	0	7	0	0	0	0	0	0	0	0	7	

Table 156: Sports for Athletes with an Impairment - Sport Climbing

Testing Authority (TA)	TA Category	ADAMS Code	Urine						Blood						Total Samples	% AAF
			IC			OOC			IC			OOC				
			Samples	ATF	AAF	Samples	ATF	AAF	Samples	ATF	AAF	Samples	ATF	AAF		
International Federation of Sport Climbing	ARISF	IFSC	15	-	-	-	-	-	-	-	-	-	-	-	15	-
Spain National Anti-Doping Agency	NADO	ESP-NADO	2	-	-	-	-	-	-	-	-	-	-	-	2	-
			17	0	0	0	0	0	0	0	0	0	0	0	17	

DBS samples were not collected in Sports for Athletes with an Impairment

Table 157: Sports for Athletes with an Impairment - Table Tennis

Testing Authority (TA)	TA Category	ADAMS Code	Urine						Blood						Total Samples	% AAF
			IC			OOC			IC			OOC				
			Samples	ATF	AAF	Samples	ATF	AAF	Samples	ATF	AAF	Samples	ATF	AAF		
China Anti-Doping Agency	NADO	CHINADA	14	-	-	59	-	-	1	-	-	1	-	-	75	-
International Paralympic Committee	OTHER-CS	IPC	51	-	-	-	-	-	-	-	-	-	-	-	51	-
Russian National Anti-Doping Organization	NADO	RUSADA	27	1	1	22	-	-	-	-	-	-	-	-	49	2%
Braslian Authority on Anti-Doping Control	NADO	ABCD	-	-	-	28	1	1	-	-	-	-	-	-	28	4%
Indonesia Anti-Doping Organization	NADO	IADO	19	-	-	8	-	-	-	-	-	-	-	-	27	-
Korea Anti-Doping Agency	NADO	KADA	6	-	-	19	-	-	-	-	-	-	-	-	25	-
Nigerian National Anti-Doping Committee	NADO	NGR-NADO	2	-	-	21	-	-	-	-	-	-	-	-	23	-
French Anti-Doping Agency	NADO	AFLD-NADO	9	-	1	9	-	-	-	-	-	-	-	-	18	6%
International Table Tennis Federation	ASOIF	ITTF	8	-	-	7	-	-	-	-	1	-	-	-	16	-
UK Anti-Doping	NADO	UKAD	-	-	-	14	-	-	-	-	-	-	-	-	14	-
Hungarian Anti-Doping Agency	NADO	HUNADO	-	-	-	12	-	-	-	-	1	-	-	-	13	-
Doping Control Agency of Thailand	NADO	DCAT	-	-	-	12	-	-	-	-	-	-	-	-	12	-
US Anti-Doping Agency	NADO	USADA	-	-	-	10	-	-	-	-	-	-	-	-	10	-
National Anti-doping Center of Ukraine	NADO	NADC Ukraine	-	-	-	9	-	-	-	-	-	-	-	-	9	-
Doping Authority Netherlands	NADO	DAN	-	-	-	9	-	-	-	-	-	-	-	-	9	-
Turkish Anti Doping Commission	NADO	TADC	-	-	-	9	-	-	-	-	-	-	-	-	9	-
Spain National Anti-Doping Agency	NADO	ESP-NADO	-	-	-	8	-	-	-	-	-	-	-	-	8	-
Japan Anti-Doping Agency	NADO	JADA	3	-	-	4	-	-	-	-	-	-	-	-	7	-
German National Anti-Doping Agency	NADO	NADA	-	-	-	7	-	-	-	-	-	-	-	-	7	-
Italian National Anti-Doping Agency	NADO	NADO ITALIA	-	-	-	7	-	-	-	-	-	-	-	-	7	-
Kazakhstan National Anti-Doping Centre	NADO	KAZ-NADO	-	-	-	7	-	-	-	-	-	-	-	-	7	-
Anti-Doping Commission, Chinese Taipei Olympic Committee	NADO	CTADA	-	-	-	5	-	-	-	-	-	-	-	-	5	-
Hong Kong Anti-Doping Committee	NADO	HKG-ADC	-	-	-	5	-	-	-	-	-	-	-	-	5	-
Romanian National Anti-Doping Agency	NADO	ANAD-Romania	-	-	-	3	-	-	-	-	1	-	-	-	4	-
Anti-Doping Agency of Serbia	NADO	ADAS	-	-	-	4	-	-	-	-	-	-	-	-	4	-
Sport Integrity Australia	NADO	SIA	-	-	-	4	-	-	-	-	-	-	-	-	4	-
National Anti Doping Agency -India	NADO	IND-NADO	-	-	-	4	-	-	-	-	-	-	-	-	4	-
Argentina National Anti-Doping Agency	NADO	ARG-CNAD	-	-	-	3	-	-	-	-	-	-	-	-	3	-
Mexican National Anti-Doping Committee	NADO	MEX-NADO	-	-	-	3	-	-	-	-	-	-	-	-	3	-
Jordan Anti-doping Organization	NADO	JADO	-	-	-	3	-	-	-	-	-	-	-	-	3	-
Croatian Institute of Public Health	NADO	CIPH	-	-	-	3	-	-	-	-	-	-	-	-	3	-
National Anti-Doping Agency Austria GmbH	NADO	NADA Austria	-	-	-	3	-	-	-	-	-	-	-	-	3	-
Colombian NADO	NADO	COL-NADO	-	-	-	2	-	-	-	-	-	-	-	-	2	-
Anti-Doping Agency of Malaysia	NADO	ADAMAS	-	-	-	2	-	-	-	-	-	-	-	-	2	-
Saudi Arabian Antidoping Committee	NADO	KSA-NADO	-	-	-	2	-	-	-	-	-	-	-	-	2	-
Finnish Center for Integrity in Sports	NADO	FINCIS	-	-	-	2	-	-	-	-	-	-	-	-	2	-
Asian Paralympic Committee	OTHER-CS	APC	1	-	-	1	-	-	-	-	-	-	-	-	2	-
Swiss Sport Integrity	NADO	SSI	-	-	-	1	-	-	-	-	-	-	-	-	1	-
Anti-Doping Norway	NADO	ADNO	-	-	-	1	-	-	-	-	-	-	-	-	1	-
NADO Flanders	NADO	NADOF	-	-	-	1	-	-	-	-	-	-	-	-	1	-
Agency for Anti-Doping Control of Bosnia and Herzegovina	NADO	BIH-NADO	-	-	-	1	-	-	-	-	-	-	-	-	1	-
Slovenian Antidoping Organization	NADO	SLOADO	-	-	-	1	-	-	-	-	-	-	-	-	1	-
Cuban National Anti-Doping Agency	NADO	CUB-NADO	-	-	-	1	-	-	-	-	-	-	-	-	1	-
National Anti-Doping Agency of Tunisia	NADO	ANAD	-	-	-	-	-	-	-	-	1	-	-	-	1	-
			140	1	2	336	1	1	1	0	0	5	0	0	482	

Table 158: Sports for Athletes with an Impairment - Taekwondo

Testing Authority (TA)	TA Category	ADAMS Code	Urine						Blood						Total Samples	% AAF
			IC			OOC			IC			OOC				
			Samples	ATF	AAF	Samples	ATF	AAF	Samples	ATF	AAF	Samples	ATF	AAF		
World Taekwondo	ASOIF	WT	20	-	-	48	1	-	1	-	-	4	-	-	73	-
International Paralympic Committee	OTHER-CS	IPC	13	-	-	16	1	-	-	-	-	3	-	-	32	-
Azerbaijan National Anti-Doping Agency	NADO	AMADA	-	-	-	19	-	-	-	-	-	1	-	-	20	-
Russian National Anti-Doping Organization	NADO	RUSADA	-	-	-	15	-	-	-	-	-	-	-	-	15	-
China Anti-Doping Agency	NADO	CHINADA	8	-	-	4	-	-	1	-	-	-	-	-	13	-
UK Anti-Doping	NADO	UKAD	-	-	-	10	-	-	-	-	-	2	-	-	12	-
Korea Anti-Doping Agency	NADO	KADA	3	-	-	4	-	-	-	-	-	1	-	-	8	-
US Anti-Doping Agency	NADO	USADA	-	-	-	7	-	2	-	-	-	-	-	-	7	29%
Kazakhstan National Anti-Doping Centre	NADO	KAZ-NADO	-	-	-	7	-	-	-	-	-	-	-	-	7	-
Mexican National Anti-Doping Committee	NADO	MEX-NADO	-	-	-	6	-	-	-	-	-	-	-	-	6	-
Canadian Centre for Ethics in Sport	NADO	CCES	-	-	-	5	-	-	-	-	-	1	-	-	6	-
Turkish Anti Doping Commission	NADO	TADC	-	-	-	6	-	-	-	-	-	-	-	-	6	-
Japan Anti-Doping Agency	NADO	JADA	-	-	-	6	-	-	-	-	-	-	-	-	6	-
International Committee of Sports for the Deaf	OTHER-CS	ICSID / CISS	6	-	-	-	-	-	-	-	-	-	-	-	6	-
Mongolian National Anti-Doping Organization	NADO	MGL-NADO	-	-	-	5	-	-	-	-	-	-	-	-	5	-
Morocco Anti-Doping Agency	NADO	AMAD	-	-	-	5	-	-	-	-	-	-	-	-	5	-
National Anti-Doping Agency of Uzbekistan	NADO	UZNADA	-	-	-	4	-	-	-	-	-	-	-	-	4	-
Asian Paralympic Committee	OTHER-CS	APC	1	-	-	1	-	-	-	-	-	1	-	-	3	-
Sport Integrity Australia	NADO	SIA	-	-	-	2	-	-	-	-	-	1	-	-	3	-
Peru National Anti-Doping Commission	NADO	CONAD PERU	-	-	-	3	-	-	-	-	-	-	-	-	3	-
Jamaica Anti-Doping Commission	NADO	JADCO	-	-	-	3	-	-	-	-	-	-	-	-	3	-
Egyptian National Anti-doping Organization	NADO	EGY-NADO	-	-	-	2	-	-	-	-	-	-	-	-	2	-
Cuban National Anti-Doping Agency	NADO	CUB-NADO	-	-	-	2	-	-	-	-	-	-	-	-	2	-
National Anti Doping Agency -India	NADO	IND-NADO	-	-	-	2	-	-	-	-	-	-	-	-	2	-
Anti-Doping Commission, Chinese Taipei Olympic Committee	NADO	CTADA	1	-	-	-	-	-	-	-	-	-	-	-	1	-
Argentina National Anti-Doping Agency	NADO	ARG-CNAD	-	-	-	1	-	-	-	-	-	-	-	-	1	-
Croatian Institute of Public Health	NADO	CIPH	-	-	-	1	-	-	-	-	-	-	-	-	1	-
German National Anti-Doping Agency	NADO	NADA	-	-	-	1	-	-	-	-	-	-	-	-	1	-
Doping Control Agency of Thailand	NADO	DCAT	-	-	-	1	-	-	-	-	-	-	-	-	1	-
Italian National Anti-Doping Agency	NADO	NADO ITALIA	-	-	-	1	-	-	-	-	-	-	-	-	1	-
			52	0	0	187	2	2	2	0	0	14	0	0	255	

DBS samples were not collected in Sports for Athletes with an Impairment

Table 159: Sports for Athletes with an Impairment - Tennis

Testing Authority (TA)	TA Category	ADAMS Code	Urine						Blood						Total Samples	% AAF
			IC Samples	ATF	AAF	OOC Samples	ATF	AAF	IC Samples	ATF	AAF	OOC Samples	ATF	AAF		
International Tennis Federation	ASOIF	ITF	51	-	1	93	-	-	-	-	-	69	-	-	213	0%
International Paralympic Committee	OTHER-CS	IPC	13	-	-	6	-	-	-	-	-	4	-	-	23	-
UK Anti-Doping	NADO	UKAD	5	-	-	10	-	-	-	-	-	1	-	-	16	-
US Anti-Doping Agency	NADO	USADA	-	-	-	16	-	-	-	-	-	-	-	-	16	-
China Anti-Doping Agency	NADO	CHINADA	6	-	-	8	-	-	-	-	-	-	-	14	-	
Korea Anti-Doping Agency	NADO	KADA	3	-	-	8	-	-	-	-	-	-	-	11	-	
Doping Authority Netherlands	NADO	DAN	4	-	-	7	-	-	-	-	-	-	-	11	-	
French Anti-Doping Agency	NADO	AFLD-NADO	6	-	-	2	-	-	-	-	-	-	-	8	-	
Russian National Anti-Doping Organization	NADO	RUSADA	6	-	-	2	-	-	-	-	-	-	-	8	-	
Braslian Authority on Anti-Doping Control	NADO	ABCD	-	-	-	7	-	-	-	-	-	-	-	7	-	
Spain National Anti-Doping Agency	NADO	ESP-NADO	-	-	-	4	-	-	-	-	-	-	-	4	-	
National Anti-Doping Agency Austria GmbH	NADO	NADA Austria	-	-	-	4	-	-	-	-	-	-	-	4	-	
Morocco Anti-Doping Agency	NADO	AMAD	-	-	-	4	-	-	-	-	-	-	-	4	-	
Indonesia Anti-Doping Organization	NADO	IADO	4	-	-	-	-	-	-	-	-	-	-	4	-	
Doping Control Agency of Thailand	NADO	DCAT	-	-	-	3	-	-	-	-	-	-	-	3	-	
Argentina National Anti-Doping Agency	NADO	ARG-CNAD	-	-	-	3	-	-	-	-	-	-	-	3	-	
Anti-Doping Agency of Malaysia	NADO	ADAMAS	-	-	-	3	-	-	-	-	-	-	-	3	-	
Turkish Anti Doping Commission	NADO	TADC	-	-	-	2	-	-	-	-	-	-	-	2	-	
NADO Flanders	NADO	NADOF	-	-	-	2	-	-	-	-	-	-	-	2	-	
Colombian NADO	NADO	COL-NADO	-	-	-	2	-	-	-	-	-	-	-	2	-	
Swiss Sport Integrity	NADO	SSI	-	-	-	1	-	-	-	-	-	-	-	1	-	
Finnish Center for Integrity in Sports	NADO	FINCIS	-	-	-	1	-	-	-	-	-	-	-	1	-	
Sri Lanka Anti Doping Agency	NADO	SRI-NADO	-	-	-	1	-	-	-	-	-	-	-	1	-	
Canadian Centre for Ethics in Sport	NADO	CCES	-	-	-	1	-	-	-	-	-	-	-	1	-	
			98	0	1	190	0	0	0	0	0	74	0	0	362	

Table 160: Sports for Athletes with an Impairment - Triathlon

Testing Authority (TA)	TA Category	ADAMS Code	Urine						Blood						Total Samples	% AAF
			IC Samples	ATF	AAF	OOC Samples	ATF	AAF	IC Samples	ATF	AAF	OOC Samples	ATF	AAF		
World Triathlon	ASOIF	World Triathlon	92	1	2	13	-	-	12	-	-	1	-	-	118	2%
Russian National Anti-Doping Organization	NADO	RUSADA	13	-	-	48	-	-	-	-	-	4	-	-	65	-
US Anti-Doping Agency	NADO	USADA	4	-	1	46	-	1	-	-	-	7	-	-	57	4%
International Paralympic Committee	OTHER-CS	IPC	16	-	-	9	-	-	-	-	-	4	-	-	29	-
Sport Integrity Australia	NADO	SIA	4	-	-	18	-	-	-	-	-	2	-	-	24	-
Japan Anti-Doping Agency	NADO	JADA	-	-	-	17	-	-	-	-	-	7	-	-	24	-
UK Anti-Doping	NADO	UKAD	-	-	-	18	-	-	-	-	-	3	-	-	21	-
Canadian Centre for Ethics in Sport	NADO	CCES	-	-	-	12	-	-	-	-	-	3	-	-	15	-
Italian National Anti-Doping Agency	NADO	NADO ITALIA	2	-	-	11	-	-	-	-	-	2	-	-	15	-
French Anti-Doping Agency	NADO	AFLD-NADO	-	-	-	12	-	-	-	-	-	-	-	12	-	
Doping Authority Netherlands	NADO	DAN	-	-	-	10	-	-	-	-	-	-	-	10	-	
Spain National Anti-Doping Agency	NADO	ESP-NADO	-	-	-	9	-	-	-	-	-	-	-	9	-	
Sport Ireland	NADO	SI	-	-	-	3	-	-	-	-	-	1	-	-	4	-
National Anti-Doping Agency Austria GmbH	NADO	NADA Austria	-	-	-	4	-	-	-	-	-	-	-	4	-	
Colombian NADO	NADO	COL-NADO	1	-	-	1	-	-	-	-	-	1	-	-	3	-
National Anti-Doping Agency of Uzbekistan	NADO	UZNADA	-	-	-	3	-	-	-	-	-	-	-	3	-	
Finnish Center for Integrity in Sports	NADO	FINCIS	-	-	-	3	-	-	-	-	-	-	-	3	-	
China Anti-Doping Agency	NADO	CHINADA	-	-	-	3	-	-	-	-	-	-	-	3	-	
National Anti-Doping Agency of Tunisia	NADO	ANAD	-	-	-	2	-	-	-	-	-	1	-	-	3	-
Anti-Doping Denmark	NADO	ADD	-	-	-	2	-	-	-	-	-	1	-	-	3	-
Cuban National Anti-Doping Agency	NADO	CUB-NADO	-	-	-	2	-	-	-	-	-	-	-	2	-	
French Community of Belgium NADO	NADO	BEL-CFWB	-	-	-	1	-	-	-	-	-	1	-	-	2	-
Anti-Doping Agency of Kenya	NADO	ADAK	-	-	-	2	-	-	-	-	-	-	-	2	-	
Croatian Institute of Public Health	NADO	CIPH	-	-	-	2	-	-	-	-	-	-	-	2	-	
German National Anti-Doping Agency	NADO	NADA	-	-	-	2	-	-	-	-	-	-	-	2	-	
Slovak Anti-Doping Agency	NADO	SADA	-	-	-	1	-	-	-	-	-	1	-	-	2	-
Hungarian Anti-Doping Agency	NADO	HUNADO	-	-	-	1	-	-	-	-	-	-	-	1	-	
Swiss Sport Integrity	NADO	SSI	-	-	-	1	-	-	-	-	-	-	-	1	-	
Mexican National Anti-Doping Committee	NADO	MEX-NADO	-	-	-	1	-	-	-	-	-	-	-	1	-	
Ironman (Ironman Group/WTC)	OTHER-CS	IRONMAN	1	-	-	-	-	-	-	-	-	-	-	1	-	
			133	1	3	257	0	1	12	0	0	39	0	0	441	

Table 161: Sports for Athletes with an Impairment - Volleyball

Testing Authority (TA)	TA Category	ADAMS Code	Urine						Blood						Total Samples	% AAF
			IC Samples	ATF	AAF	OOC Samples	ATF	AAF	IC Samples	ATF	AAF	OOC Samples	ATF	AAF		
International Committee of Sports for the Deaf	OTHER-CS	ICSD / CISS	8	-	-	-	-	-	-	-	-	-	-	-	8	-
			8	0	0	0	0	0	0	0	0	0	0	0	8	

Table 162: Sports for Athletes with an Impairment - Waterskiing

Testing Authority (TA)	TA Category	ADAMS Code	Urine						Blood						Total Samples	% AAF
			IC Samples	ATF	AAF	OOC Samples	ATF	AAF	IC Samples	ATF	AAF	OOC Samples	ATF	AAF		
International Waterski & Wakeboard Federation	ARISF	IWWF	1	-	-	-	-	-	-	-	-	-	-	-	1	-
			1	0	0	0	0	0	0	0	0	0	0	0	1	

Table 163: Sports for Athletes with an Impairment - Wrestling

Testing Authority (TA)	TA Category	ADAMS Code	Urine						Blood						Total Samples	% AAF
			IC Samples	ATF	AAF	OOC Samples	ATF	AAF	IC Samples	ATF	AAF	OOC Samples	ATF	AAF		
Anti-Doping Agency of Serbia	NADO	ADAS	7	-	-	-	-	-	-	-	-	-	-	-	7	-
International Committee of Sports for the Deaf	OTHER-CS	ICSD / CISS	6	-	-	-	-	-	-	-	-	-	-	-	6	-
Anti-Doping Denmark	NADO	ADD	2	-	-	4	-	-	-	-	-	-	-	6	-	
National Antidoping Organization of Albania	NADO	ALB-NADO	3	-	-	-	-	-	-	-	-	-	-	3	-	
Belarus National Anti-Doping Agency	NADO	BNADA	-	-	-	1	-	-	-	-	-	-	-	1	-	
			18	0	0	5	0	0	0	0	0	0	0	0	23	

DBS samples were not collected in Sports for Athletes with an Impairment

Table 164: Other Sports - Code Signatories - Australian Rules Football

Testing Authority (TA)	TA Category	ADAMS Code	Urine						Blood						Total Samples	% AAF			
			IC			OOC			IC			OOC							
			Samples	ATF	AAF	Samples	ATF	AAF	Samples	ATF	AAF	Samples	ATF	AAF					
Sport Integrity Australia	NADO	SIA	86	-	3	179	0	1	-	-	-	0	0	0	0	0	0	273	1%
			86	0	3	179	0	1	0	0	0	0	0	0	0	0	0	273	

Table 165: Other Sports - Code Signatories - Bowls

Testing Authority (TA)	TA Category	ADAMS Code	Urine						Blood						Total Samples	% AAF			
			IC			OOC			IC			OOC							
			Samples	ATF	AAF	Samples	ATF	AAF	Samples	ATF	AAF	Samples	ATF	AAF					
Pan American Sports Organization	OTHER-CS	PASO	4	-	-	-	-	-	-	-	-	-	-	-	-	-	-	4	0%
Drug Free Sport New Zealand	NADO	DFSNZ	4	-	-	-	-	-	-	-	-	-	-	-	-	-	-	4	0%
			8	0	0	0	0	0	0	0	0	0	0	0	0	0	0	8	

Table 166: Other Sports - Code Signatories - Cheerleading

Testing Authority (TA)	TA Category	ADAMS Code	Urine						Blood						Total Samples	% AAF			
			IC			OOC			IC			OOC							
			Samples	ATF	AAF	Samples	ATF	AAF	Samples	ATF	AAF	Samples	ATF	AAF					
Anti-Doping Sweden	NADO	ADSE	4	-	-	4	-	-	-	-	-	-	-	-	-	-	-	8	0%
Finnish Center for Integrity in Sports	NADO	FINCIS	-	-	-	5	-	-	-	-	-	-	-	-	-	-	-	5	0%
International Federation of Cheerleading	OTHER-CS	IFC	-	-	-	2	-	-	-	-	-	-	-	-	-	-	-	2	0%
			4	0	0	11	0	0	0	0	0	0	0	0	0	0	0	15	

Table 167: Other Sports - Code Signatories - Electronic Sports

Testing Authority (TA)	TA Category	ADAMS Code	Urine						Blood						Total Samples	% AAF			
			IC			OOC			IC			OOC							
			Samples	ATF	AAF	Samples	ATF	AAF	Samples	ATF	AAF	Samples	ATF	AAF					
International eSports Federation	OTHER-CS	IESF	4	-	-	-	-	-	-	-	-	-	-	-	-	-	-	4	0%
			4	0	0	0	0	0	0	0	0	0	0	0	0	0	0	4	

Table 168: Other Sports - Code Signatories - Jump Rope

Testing Authority (TA)	TA Category	ADAMS Code	Urine						Blood						Total Samples	% AAF			
			IC			OOC			IC			OOC							
			Samples	ATF	AAF	Samples	ATF	AAF	Samples	ATF	AAF	Samples	ATF	AAF					
International Jump Rope Union	OTHER-CS	IJRU	-	-	-	2	-	-	-	-	-	-	-	-	-	-	-	2	0%
			0	0	0	2	0	0	0	0	0	0	0	0	0	0	0	2	

Table 169: Other Sports - Code Signatories - Karate (Shinkyokushin WKO)

Testing Authority (TA)	TA Category	ADAMS Code	Urine						Blood						Total Samples	% AAF			
			IC			OOC			IC			OOC							
			Samples	ATF	AAF	Samples	ATF	AAF	Samples	ATF	AAF	Samples	ATF	AAF					
World Karate Organization	OTHER-CS	WKO	27	-	-	-	-	-	-	-	-	-	-	-	-	-	-	27	0%
Lithuanian Anti-Doping Agency	NADO	LTU-NADO	18	1	1	-	-	-	-	-	-	-	-	-	-	-	-	18	6%
Japan Anti-Doping Agency	NADO	JADA	17	-	-	-	-	-	-	-	-	-	-	-	-	-	-	17	0%
			62	1	1	0	0	0	0	0	0	0	0	0	0	0	0	62	

Table 170: Other Sports - Code Signatories - Kettlebell Lifting

Testing Authority (TA)	TA Category	ADAMS Code	Urine						Blood						Total Samples	% AAF			
			IC			OOC			IC			OOC							
			Samples	ATF	AAF	Samples	ATF	AAF	Samples	ATF	AAF	Samples	ATF	AAF					
National Anti-doping Center of Ukraine	NADO	NADC Ukraine	20	-	-	20	-	-	10	-	-	-	-	-	-	-	-	50	0%
International Union of Kettlebell Lifting	OTHER-CS	IUKL	42	-	2	4	-	-	-	-	-	-	-	-	-	-	-	46	4%
Finnish Center for Integrity in Sports	NADO	FINCIS	6	-	-	-	-	-	-	-	-	-	-	-	-	-	-	6	0%
Belarus National Anti-Doping Agency	NADO	BNADA	4	-	1	-	-	-	-	-	-	-	-	-	-	-	-	4	25%
			72	0	3	24	0	0	10	0	0	0	0	0	0	0	0	106	

Table 171: Other Sports - Code Signatories - Kudo

Testing Authority (TA)	TA Category	ADAMS Code	Urine						Blood						Total Samples	% AAF			
			IC			OOC			IC			OOC							
			Samples	ATF	AAF	Samples	ATF	AAF	Samples	ATF	AAF	Samples	ATF	AAF					
Kudo International Federation	OTHER-CS	KIF	-	-	-	4	-	-	-	-	-	-	-	-	-	-	-	4	0%
			0	0	0	4	0	0	0	0	0	0	0	0	0	0	0	4	

Table 172: Other Sports - Code Signatories - Kurash

Testing Authority (TA)	TA Category	ADAMS Code	Urine						Blood						Total Samples	% AAF			
			IC			OOC			IC			OOC							
			Samples	ATF	AAF	Samples	ATF	AAF	Samples	ATF	AAF	Samples	ATF	AAF					
I.R Iran National Anti-Doping Organization	NADO	IRI-NADO	-	-	-	4	1	-	-	-	-	-	-	-	-	-	-	4	n/a
			0	0	0	4	1	0	0	0	0	0	0	0	0	0	0	4	

Table 173: Other Sports - Code Signatories - Rugby League

Testing Authority (TA)	TA Category	ADAMS Code	Urine						Blood						Total Samples	% AAF
			IC			OOC			IC			OOC				
			Samples	ATF	AAF	Samples	ATF	AAF	Samples	ATF	AAF	Samples	ATF	AAF		
UK Anti-Doping	NADO	UKAD	123	-	2	418	1	2	-	-	-	65	-	-	606	1%
Sport Integrity Australia	NADO	SIA	92	-	2	427	3	1	-	-	-	40	-	-	559	1%
French Anti-Doping Agency	NADO	AFLD-NADO	61	-	1	153	1	2	-	-	-	18	-	-	232	1%
Drug Free Sport New Zealand	NADO	DFSNZ	9	-	1	-	-	-	-	-	-	-	-	-	9	11%
Anti-Doping Agency of Serbia	NADO	ADAS	4	-	-	2	-	-	-	-	-	-	-	-	6	0%
Anti-Doping Norway	NADO	ADNO	4	-	1	-	-	-	-	-	-	-	-	-	4	25%
Anti-Doping Commission of Malta	NADO	MLT-NADO	1	-	-	-	-	-	-	-	-	-	-	-	1	0%
			294	0	7	1000	5	5	0	0	0	123	0	0	1417	

Table 174: Other Sports - Code Signatories - ITF Taekwondo

Testing Authority (TA)	TA Category	ADAMS Code	Urine						Blood						Total Samples	% AAF
			IC			OOC			IC			OOC				
			Samples	ATF	AAF	Samples	ATF	AAF	Samples	ATF	AAF	Samples	ATF	AAF		
Romanian National Anti-Doping Agency	NADO	ANAD-Romania	-	-	-	28	-	1	-	-	-	-	-	-	28	4%
German National Anti-Doping Agency	NADO	NADA	1	-	-	14	-	-	-	-	-	-	-	-	15	0%
Federacion Dominicana de Medicina del Deporte	NADO	FEDOMEDE	-	-	-	10	-	-	-	-	-	-	-	-	10	0%
International Taekwon-Do Federation (Spain)	OTHER-CS	TKD-ITF	5	-	-	-	-	-	-	-	-	-	-	-	5	0%
Anti-Doping Agency of Kenya	NADO	ADAK	-	-	-	4	-	-	-	-	-	-	-	-	4	0%
Slovenian Antidoping Organization	NADO	SLOADO	-	-	-	3	-	-	-	-	-	-	-	-	3	0%
National Antidoping Organization of Albania	NADO	ALB-NADO	-	-	-	2	-	-	-	-	-	-	-	-	2	0%
Polish Anti-Doping Agency	NADO	POLADA	-	-	-	1	-	-	-	-	-	-	-	-	1	0%
Estonian Center for Integrity in Sports	NADO	ESTCIS	1	-	-	-	-	-	-	-	-	-	-	-	1	0%
San Marino Standing Committee on Anti-Doping	NADO	SMR-NADO	-	-	-	1	-	-	-	-	-	-	-	-	1	0%
Indonesia Anti-Doping Organization	NADO	IADO	-	-	-	1	-	-	-	-	-	-	-	-	1	0%
National Anti-Doping Agency Austria GmbH	NADO	NADA Austria	-	-	-	1	-	-	-	-	-	-	-	-	1	0%
			7	0	0	65	0	1	0	0	0	0	0	0	72	

Table 175: Other Sports - Code Signatories - School Sports

Testing Authority (TA)	TA Category	ADAMS Code	Urine						Blood						Total Samples	% AAF
			IC			OOC			IC			OOC				
			Samples	ATF	AAF	Samples	ATF	AAF	Samples	ATF	AAF	Samples	ATF	AAF		
China Anti-Doping Agency	NADO	CHINADA	166	-	5	3	-	-	25	-	-	-	-	-	194	3%
Anti-Doping Sweden	NADO	ADSE	-	-	-	5	-	-	-	-	-	-	-	-	5	0%
			166	0	5	8	0	0	25	0	0	0	0	0	199	

Table 176: Other Sports - Code Signatories - Ironman Triathlon

Testing Authority (TA)	TA Category	ADAMS Code	Urine						Blood						Total Samples	% AAF
			IC			OOC			IC			OOC				
			Samples	ATF	AAF	Samples	ATF	AAF	Samples	ATF	AAF	Samples	ATF	AAF		
Ironman (Ironman Group/WTC)	OTHER-CS	IRONMAN	96	-	-	98	-	-	-	-	-	1	-	-	195	0%
Swiss Sport Integrity	NADO	SSI	3	-	-	20	-	-	-	-	-	5	-	-	28	0%
Sport Integrity Australia	NADO	SIA	-	-	-	11	-	-	-	-	-	3	-	-	14	0%
French Anti-Doping Agency	NADO	AFLD-NADO	9	-	1	2	-	-	-	-	-	1	-	-	12	8%
National Anti-Doping Agency Austria GmbH	NADO	NADA Austria	12	-	-	-	-	-	-	-	-	-	-	-	12	0%
Drug Free Sport New Zealand	NADO	DFSNZ	5	-	-	4	-	-	-	-	-	-	-	-	9	0%
Anti-Doping Denmark	NADO	ADD	-	-	-	7	-	-	-	-	-	1	-	-	8	0%
UK Anti-Doping	NADO	UKAD	-	-	-	5	-	-	-	-	-	-	-	-	5	0%
South African Institute for Drug-Free Sport	NADO	SAIDS	-	-	-	4	-	-	-	-	-	-	-	-	4	0%
Luxembourg NADO	NADO	ALAD	4	-	-	-	-	-	-	-	-	-	-	-	4	0%
Bermuda Sport Anti-Doping Authority	NADO	BSADA	-	-	-	1	-	-	-	-	-	-	-	-	1	0%
World Triathlon	ASOIF	World Triathlon	1	-	-	-	-	-	-	-	-	-	-	-	1	0%
Spain National Anti-Doping Agency	NADO	ESP-NADO	-	-	-	1	-	-	-	-	-	-	-	-	1	0%
			130	0	1	153	0	0	0	0	0	11	0	0	294	

Table 177: Other Sports - Code Signatories - Unifight

Testing Authority (TA)	TA Category	ADAMS Code	Urine						Blood						Total Samples	% AAF
			IC			OOC			IC			OOC				
			Samples	ATF	AAF	Samples	ATF	AAF	Samples	ATF	AAF	Samples	ATF	AAF		
Indonesia Anti-Doping Organization	NADO	IADO	4	-	-	-	-	-	-	-	-	-	-	-	4	0%
Federation International Amateur Unifight	OTHER-CS	FIAU	2	-	-	-	-	-	-	-	-	-	-	-	2	0%
			6	0	0	0	0	0	0	0	0	0	0	0	6	

Table 178: Other Sports - Code Signatories**
Rubber Baseball

Testing Authority (TA)	TA Category	ADAMS Code	Urine						Blood						Total Samples	% AAF	
			IC			OOC			IC			OOC					
			Samples	ATF	AAF	Samples	ATF	AAF	Samples	ATF	AAF	Samples	ATF	AAF			
Japan Anti-Doping Agency	NADO	JADA	8	-	-	-	-	-	-	-	-	-	-	-	-	8	n/a
			8	0	0	0	0	0	0	0	0	0	0	0	0	8	

Pro Boxing

Testing Authority (TA)	TA Category	ADAMS Code	Urine						Blood						Total Samples	% AAF
			IC			OOC			IC			OOC				
			Samples	ATF	AAF	Samples	ATF	AAF	Samples	ATF	AAF	Samples	ATF	AAF		
UK Anti-Doping	NADO	UKAD	163	-	-	31	-	-	-	-	-	10	-	-	204	0%
Swiss Sport Integrity	NADO	SSI	1	-	1	-	-	-	-	-	-	-	-	1	100%	
			164	0	2	31	0	0	0	0	0	10	0	0	205	

Brazilian Jiu-Jitsu

Testing Authority (TA)	TA Category	ADAMS Code	Urine						Blood						Total Samples	% AAF
			IC			OOC			IC			OOC				
			Samples	ATF	AAF	Samples	ATF	AAF	Samples	ATF	AAF	Samples	ATF	AAF		
Anti-Doping Sweden	NADO	ADSE	15	-	-	7	-	-	-	-	-	-	-	22	0%	
US Anti-Doping Agency	NADO	USADA	1	-	1	-	-	-	-	-	-	-	-	1	100%	
			16	0	1	7	0	0	0	0	0	0	0	23		

College Sports

Testing Authority (TA)	TA Category	ADAMS Code	Urine						Blood						Total Samples	% AAF
			IC			OOC			IC			OOC				
			Samples	ATF	AAF	Samples	ATF	AAF	Samples	ATF	AAF	Samples	ATF	AAF		
Canadian Centre for Ethics in Sport	NADO	CCES	29	-	-	3	-	-	-	-	-	-	-	32	n/a	
			29	0	0	3	0	0	0	0	0	0	0	32		

Course Camarguaise

Testing Authority (TA)	TA Category	ADAMS Code	Urine						Blood						Total Samples	% AAF
			IC			OOC			IC			OOC				
			Samples	ATF	AAF	Samples	ATF	AAF	Samples	ATF	AAF	Samples	ATF	AAF		
French Anti-Doping Agency	NADO	AFLD-NADO	6	-	-	-	-	-	-	-	-	-	-	6	n/a	
			6	0	0	0	0	0	0	0	0	0	0	6		

Flying Disc

Testing Authority (TA)	TA Category	ADAMS Code	Urine						Blood						Total Samples	% AAF
			IC			OOC			IC			OOC				
			Samples	ATF	AAF	Samples	ATF	AAF	Samples	ATF	AAF	Samples	ATF	AAF		
Swiss Sport Integrity	NADO	SSI	4	-	1	-	-	-	-	-	-	-	-	4	n/a	
			4	0	1	0	0	0	0	0	0	0	0	4		

Functional Fitness

Testing Authority (TA)	TA Category	ADAMS Code	Urine						Blood						Total Samples	% AAF
			IC			OOC			IC			OOC				
			Samples	ATF	AAF	Samples	ATF	AAF	Samples	ATF	AAF	Samples	ATF	AAF		
Anti-Doping Norway	NADO	ADNO	8	-	1	13	-	1	-	-	-	-	-	21	10%	
Lithuanian Anti-Doping Agency	NADO	LTU-NADO	3	-	-	-	-	-	-	-	-	-	-	3	0%	
			11	0	1	13	0	1	0	0	0	0	0	24		

Kabaddi

Testing Authority (TA)	TA Category	ADAMS Code	Urine						Blood						Total Samples	% AAF
			IC			OOC			IC			OOC				
			Samples	ATF	AAF	Samples	ATF	AAF	Samples	ATF	AAF	Samples	ATF	AAF		
National Anti Doping Agency -India	NADO	IND-NADO	24	1	1	1	-	-	-	-	-	-	-	25	4%	
Anti-Doping Agency of Kenya	NADO	ADAK	-	-	-	6	-	-	-	-	-	-	-	6	0%	
			24	1	1	7	0	0	0	0	0	0	0	31		

Mixed Martial Arts

Testing Authority (TA)	TA Category	ADAMS Code	Urine						Blood						Total Samples	% AAF
			IC			OOC			IC			OOC				
			Samples	ATF	AAF	Samples	ATF	AAF	Samples	ATF	AAF	Samples	ATF	AAF		
French Anti-Doping Agency	NADO	AFLD-NADO	50	1	8	14	-	-	-	-	-	-	-	64	13%	
US Anti-Doping Agency	NADO	USADA	-	-	-	31	-	-	-	-	-	2	-	33	0%	
Anti-Doping Sweden	NADO	ADSE	8	-	-	3	-	-	-	-	-	-	-	11	0%	
Indonesia Anti-Doping Organization	NADO	IADO	10	-	-	-	-	-	-	-	-	-	-	10	0%	
Anti-Doping Norway	NADO	ADNO	-	-	-	1	-	-	-	-	1	-	-	2	0%	
			68	1	8	49	0	0	0	0	0	3	0	120		

DBS samples were not collected in Sports/Disciplines from Code Signatories

** Although these Sport-Disciplines are regulated by a Non-Code Signatory, WADA has specifically permitted the ADO to enter all relevant data in ADAMS as it has been confirmed and demonstrated that the ADO possesses Code-compliant Testing and Result Management Authority over this Sport-Discipline.

Table 180: Other Sports - Code Signatories** - continued

Pencak Silat

Testing Authority (TA)	TA Category	ADAMS Code	Urine						Blood						Total Samples	% AAF
			IC		OOC		IC		OOC							
			Samples	ATF	AAF	Samples	ATF	AAF	Samples	ATF	AAF	Samples	ATF	AAF		
Indonesia Anti-Doping Organization	NADO	IADO	12	-	-	-	-	-	-	-	-	-	-	-	12	0%
Anti-Doping Singapore	NADO	ADS	-	-	-	1	-	-	-	-	-	-	-	-	1	0%
			12	0	0	1	0	0	0	0	0	0	0	0	13	

WPC Powerlifting

Testing Authority (TA)	TA Category	ADAMS Code	Urine						Blood						Total Samples	% AAF
			IC		OOC		IC		OOC							
			Samples	ATF	AAF	Samples	ATF	AAF	Samples	ATF	AAF	Samples	ATF	AAF		
Azerbaijan National Anti-Doping Agency	NADO	AMADA	5	-	5	-	-	-	-	-	-	-	-	-	5	100%
			5	0	5	0	0	0	0	0	0	0	0	0	5	

DBS samples were not collected in Sports/Disciplines from Code Signatories

** Although these Sport-Disciplines are regulated by a Non-Code Signatory, WADA has specifically permitted the ADO to enter all relevant data in ADAMS as it has been confirmed and demonstrated that the ADO possesses Code-compliant Testing and Result Management Authority over this Sport-Discipline.

Table 179: Other Sports - Code Signatories - Military Sports
Military Air Sports

Testing Authority (TA)	TA Category	ADAMS Code	Urine						Blood						Total Samples	% AAF	
			IC Samples	ATF	AAF	OOC Samples	ATF	AAF	IC Samples	ATF	AAF	OOC Samples	ATF	AAF			
International Military Sports Council	OTHER-CS	CISM	4	-	-	-	-	-	-	-	-	-	-	-	-	4	0%
			4	-	-	-	-	-	-	-	-	-	-	-	4		

Military Aquatics

Testing Authority (TA)	TA Category	ADAMS Code	Urine						Blood						Total Samples	% AAF
			IC Samples	ATF	AAF	OOC Samples	ATF	AAF	IC Samples	ATF	AAF	OOC Samples	ATF	AAF		
German National Anti-Doping Agency	NADO	NADA	2	-	-	1	-	-	-	-	-	-	-	-	3	0%
China Anti-Doping Agency	NADO	CHINADA	-	-	-	2	-	-	-	-	-	-	-	2	0%	
Luxembourg NADO	NADO	ALAD	-	-	-	1	-	-	-	-	-	1	-	2	0%	
National Anti-doping Center of Ukraine	NADO	NADC Ukraine	-	-	-	1	-	-	-	-	-	-	-	1	0%	
US Anti-Doping Agency	NADO	USADA	-	-	-	1	-	-	-	-	-	-	-	1	0%	
Swiss Sport Integrity	NADO	SSI	-	-	-	1	-	-	-	-	-	-	-	1	0%	
			2	0	0	7	0	0	0	0	0	1	0	10		

Military Athletics

Testing Authority (TA)	TA Category	ADAMS Code	Urine						Blood						Total Samples	% AAF
			IC Samples	ATF	AAF	OOC Samples	ATF	AAF	IC Samples	ATF	AAF	OOC Samples	ATF	AAF		
China Anti-Doping Agency	NADO	CHINADA	2	-	-	4	-	-	-	-	-	-	-	6	0%	
German National Anti-Doping Agency	NADO	NADA	2	-	-	-	-	-	-	-	-	-	-	2	0%	
US Anti-Doping Agency	NADO	USADA	-	-	-	1	-	-	-	-	-	1	-	2	0%	
Luxembourg NADO	NADO	ALAD	-	-	-	1	-	-	-	-	-	1	-	2	0%	
National Anti-Doping Agency of Tunisia	NADO	ANAD	-	-	-	1	-	-	-	-	-	-	-	1	0%	
Bahrain Anti-Doping Committee	NADO	BRN-NADO	-	-	-	1	-	-	-	-	-	-	-	1	0%	
World Athletics - Athletics Integrity Unit	ASOIF	World Athletics - AIU	-	-	-	1	-	-	-	-	-	-	-	1	0%	
Sport Ireland	NADO	SI	1	-	-	-	-	-	-	-	-	-	-	1	0%	
Swiss Sport Integrity	NADO	SSI	-	-	-	1	-	-	-	-	-	-	-	1	0%	
			5	0	0	10	0	0	0	0	0	2	0	17		

Military Basketball

Testing Authority (TA)	TA Category	ADAMS Code	Urine						Blood						Total Samples	% AAF
			IC Samples	ATF	AAF	OOC Samples	ATF	AAF	IC Samples	ATF	AAF	OOC Samples	ATF	AAF		
Swiss Sport Integrity	NADO	SSI	-	-	-	1	-	-	-	-	-	-	-	1	0%	
			0	0	0	1	0	0	0	0	0	0	0	1		

Military Boxing

Testing Authority (TA)	TA Category	ADAMS Code	Urine						Blood						Total Samples	% AAF
			IC Samples	ATF	AAF	OOC Samples	ATF	AAF	IC Samples	ATF	AAF	OOC Samples	ATF	AAF		
International Military Sports Council	OTHER-CS	CISM	15	-	-	-	-	-	2	-	-	-	-	-	17	0%
			15	0	0	0	0	0	2	0	0	0	0	17		

Military Cycling

Testing Authority (TA)	TA Category	ADAMS Code	Urine						Blood						Total Samples	% AAF
			IC Samples	ATF	AAF	OOC Samples	ATF	AAF	IC Samples	ATF	AAF	OOC Samples	ATF	AAF		
Sri Lanka Anti Doping Agency	NADO	SRI-NADO	5	-	-	-	-	-	-	-	-	-	-	5	0%	
Drug Free Sport New Zealand	NADO	DFSNZ	3	-	-	-	-	-	-	-	-	-	-	3	0%	
China Anti-Doping Agency	NADO	CHINADA	-	-	-	1	-	-	-	-	-	1	-	2	0%	
German National Anti-Doping Agency	NADO	NADA	1	-	-	-	-	-	1	-	-	-	-	2	0%	
Sport Ireland	NADO	SI	-	-	-	1	-	-	-	-	-	-	-	1	0%	
			9	0	0	2	0	0	1	0	0	1	0	13		

Military Pentathlon

Testing Authority (TA)	TA Category	ADAMS Code	Urine						Blood						Total Samples	% AAF
			IC Samples	ATF	AAF	OOC Samples	ATF	AAF	IC Samples	ATF	AAF	OOC Samples	ATF	AAF		
International Military Sports Council	OTHER-CS	CISM	5	-	-	-	-	-	-	-	-	-	-	5	0%	
			5	0	0	0	0	0	0	0	0	0	0	5		

Military Sailing

Testing Authority (TA)	TA Category	ADAMS Code	Urine						Blood						Total Samples	% AAF
			IC Samples	ATF	AAF	OOC Samples	ATF	AAF	IC Samples	ATF	AAF	OOC Samples	ATF	AAF		
International Military Sports Council	OTHER-CS	CISM	4	-	-	-	-	-	-	-	-	-	-	4	0%	
			4	0	0	0	0	0	0	0	0	0	0	4		

Military Shooting

Testing Authority (TA)	TA Category	ADAMS Code	Urine						Blood						Total Samples	% AAF
			IC Samples	ATF	AAF	OOC Samples	ATF	AAF	IC Samples	ATF	AAF	OOC Samples	ATF	AAF		
Indonesia Anti-Doping Organization	NADO	IADO	2	-	-	-	-	-	-	-	-	-	-	2	0%	
Qatar Antidoping Commission	NADO	QADC	-	-	-	1	-	-	-	-	-	-	-	1	0%	
International Shooting Sport Federation	ASOIF	ISSF	1	-	-	-	-	-	-	-	-	-	-	1	0%	
			3	0	0	1	0	0	0	0	0	0	0	4		

Table 181: Other Sports - Code Signatories - Military Sports - continuec

Military Skating

Testing Authority (TA)	TA Category	ADAMS Code	Urine						Blood						Total Samples	% AAF
			IC			OOC			IC			OOC				
			Samples	ATF	AAF	Samples	ATF	AAF	Samples	ATF	AAF	Samples	ATF	AAF		
Ecuador NADO	NADO	ECU-NADO	-	-	-	1	-	-	-	-	-	-	-	-	1	0%
			-	-	-	1	-	-	-	-	-	-	-	-	1	

Military Skiing

Testing Authority (TA)	TA Category	ADAMS Code	Urine						Blood						Total Samples	% AAF
			IC			OOC			IC			OOC				
			Samples	ATF	AAF	Samples	ATF	AAF	Samples	ATF	AAF	Samples	ATF	AAF		
Anti-Doping Sweden	NADO	ADSE	-	-	-	1	-	-	-	-	-	-	-	-	1	0%
			0	0	0	1	0	0	0	0	0	0	0	0	1	

Military Triathlon

Testing Authority (TA)	TA Category	ADAMS Code	Urine						Blood						Total Samples	% AAF
			IC			OOC			IC			OOC				
			Samples	ATF	AAF	Samples	ATF	AAF	Samples	ATF	AAF	Samples	ATF	AAF		
International Military Sports Council	OTHER-CS	CISM	8	-	-	-	-	-	1	-	-	-	-	-	9	0%
			8	0	0	0	0	0	1	0	0	0	0	0	9	

Military Volleyball

Testing Authority (TA)	TA Category	ADAMS Code	Urine						Blood						Total Samples	% AAF
			IC			OOC			IC			OOC				
			Samples	ATF	AAF	Samples	ATF	AAF	Samples	ATF	AAF	Samples	ATF	AAF		
National Anti-Doping Committee of Togo	NADO	TOG-NOC	-	-	-	1	-	-	-	-	-	-	-	-	1	0%
			0	0	0	1	0	0	0	0	0	0	0	0	1	

Military Wrestling

Testing Authority (TA)	TA Category	ADAMS Code	Urine						Blood						Total Samples	% AAF
			IC			OOC			IC			OOC				
			Samples	ATF	AAF	Samples	ATF	AAF	Samples	ATF	AAF	Samples	ATF	AAF		
National Anti-Doping Agency of Uzbekistan	NADO	UZNADA	-	-	-	1	-	-	-	-	-	-	-	-	1	0%
			0	0	0	1	0	0	0	0	0	0	0	0	1	

DBS samples were not collected in Other Sports - Code Signatories - Military Sports

Table 180: Other Sports - Code Signatories - University Sports
University American Football

Testing Authority (TA)	TA Category	ADAMS Code	Urine						Blood						Total Samples	% AAF
			IC			OOC			IC			OOC				
			Samples	ATF	AAF	Samples	ATF	AAF	Samples	ATF	AAF	Samples	ATF	AAF		
Canadian Centre for Ethics in Sport	NADO	CCES	116	-	7	79	-	0	12	-	0	4	-	0	211	3%
			116	0	7	79	0	0	12	0	0	4	0	0	211	

University Aquatics

Testing Authority (TA)	TA Category	ADAMS Code	Urine						Blood						Total Samples	% AAF
			IC			OOC			IC			OOC				
			Samples	ATF	AAF	Samples	ATF	AAF	Samples	ATF	AAF	Samples	ATF	AAF		
China Anti-Doping Agency	NADO	CHINADA	34	-	-	6	-	-	-	-	-	-	-	-	40	0%
German National Anti-Doping Agency	NADO	NADA	3	-	-	-	-	-	-	-	-	-	-	3	0%	
US Anti-Doping Agency	NADO	USADA	-	-	-	1	-	-	-	-	-	-	-	1	0%	
Anti-Doping Agency of Malaysia	NADO	ADAMAS	-	-	-	1	-	-	-	-	-	-	-	1	0%	
			37	0	0	8	0	0	0	0	0	0	0	45		

University Athletics

Testing Authority (TA)	TA Category	ADAMS Code	Urine						Blood						Total Samples	% AAF
			IC			OOC			IC			OOC				
			Samples	ATF	AAF	Samples	ATF	AAF	Samples	ATF	AAF	Samples	ATF	AAF		
China Anti-Doping Agency	NADO	CHINADA	35	-	-	6	-	-	-	-	-	-	-	41	0%	
Canadian Centre for Ethics in Sport	NADO	CCES	18	-	-	1	-	-	-	-	-	-	-	19	0%	
World Athletics - Athletics Integrity Unit	ASOIF	World Athletics - AIU	1	-	-	1	-	-	-	-	-	-	-	2	0%	
National Antidoping Agency of the Republic of Moldova	NADO	NADO Moldova	1	-	-	-	-	-	-	-	-	-	-	1	0%	
HADA - Hellenic Antidoping Agency	NADO	EOKAN	1	-	-	-	-	-	-	-	-	-	-	1	0%	
			56	0	0	8	0	0	0	0	0	0	0	64		

University Basketball

Testing Authority (TA)	TA Category	ADAMS Code	Urine						Blood						Total Samples	% AAF
			IC			OOC			IC			OOC				
			Samples	ATF	AAF	Samples	ATF	AAF	Samples	ATF	AAF	Samples	ATF	AAF		
Canadian Centre for Ethics in Sport	NADO	CCES	8	-	-	-	-	-	-	-	-	-	-	8	0%	
China Anti-Doping Agency	NADO	CHINADA	4	-	-	-	-	-	-	-	-	-	-	4	0%	
			12	0	0	0	0	0	0	0	0	0	0	12		

University Canoe

Testing Authority (TA)	TA Category	ADAMS Code	Urine						Blood						Total Samples	AAF
			IC			OOC			IC			OOC				
			Samples	ATF	AAF	Samples	ATF	AAF	Samples	ATF	AAF	Samples	ATF	AAF		
French Anti-Doping Agency	NADO	AFLD-NADO	3	-	-	-	-	-	-	-	-	-	-	3	0%	
China Anti-Doping Agency	NADO	CHINADA	-	-	-	2	-	-	-	-	-	-	-	2	0%	
Polish Anti-Doping Agency	NADO	POLADA	-	-	-	1	-	-	-	-	-	-	-	1	0%	
Anti-Doping Agency of Serbia	NADO	ADAS	1	-	-	-	-	-	-	-	-	-	-	1	0%	
Anti-Doping Sweden	NADO	ADSE	1	-	-	-	-	-	-	-	-	-	-	1	0%	
			5	0	0	3	0	0	0	0	0	0	0	8		

University Chess

Testing Authority (TA)	TA Category	ADAMS Code	Urine						Blood						Total Samples	% AAF
			IC			OOC			IC			OOC				
			Samples	ATF	AAF	Samples	ATF	AAF	Samples	ATF	AAF	Samples	ATF	AAF		
World Chess Federation	ARISF	FIDE	1	-	-	-	-	-	-	-	-	-	-	1	0%	
			1	0	0	0	0	0	0	0	0	0	0	1		

University Curling

Testing Authority (TA)	TA Category	ADAMS Code	Urine						Blood						Total Samples	% AAF
			IC			OOC			IC			OOC				
			Samples	ATF	AAF	Samples	ATF	AAF	Samples	ATF	AAF	Samples	ATF	AAF		
Qatar Antidoping Commission	NADO	QADC	-	-	-	1	-	-	-	-	-	-	-	1	0%	
			0	0	0	1	0	0	0	0	0	0	0	1		

University Field Hockey

Testing Authority (TA)	TA Category	ADAMS Code	Urine						Blood						Total Samples	% AAF
			IC			OOC			IC			OOC				
			Samples	ATF	AAF	Samples	ATF	AAF	Samples	ATF	AAF	Samples	ATF	AAF		
Canadian Centre for Ethics in Sport	NADO	CCES	8	-	-	-	-	-	-	-	-	-	-	8	0%	
			8	0	0	0	0	0	0	0	0	0	0	8		

University Football

Testing Authority (TA)	TA Category	ADAMS Code	Urine						Blood						Total Samples	% AAF
			IC			OOC			IC			OOC				
			Samples	ATF	AAF	Samples	ATF	AAF	Samples	ATF	AAF	Samples	ATF	AAF		
Canadian Centre for Ethics in Sport	NADO	CCES	26	-	2	-	-	-	-	-	-	-	-	26	8%	
China Anti-Doping Agency	NADO	CHINADA	4	-	-	-	-	-	-	-	-	-	-	4	0%	
International Federation of Football Associations	ASOIF	FIFA	-	-	-	1	-	-	-	-	-	1	-	2	0%	
Mexican National Anti-Doping Committee	NADO	MEX-NADO	1	-	-	1	-	-	-	-	-	-	-	2	0%	
			31	0	2	2	0	0	0	0	0	1	0	34		

DBS samples were not collected in Other Sports - Code Signatories - University Sports

Table 180: Other Sports - Code Signatories - University Sports - continued

			Urine						Blood							
Testing Authority (TA)	TA Category	ADAMS Code	IC			OOC			IC			OOC			Total Samples	% AAF
			Samples	ATF	AAF	Samples	ATF	AAF	Samples	ATF	AAF	Samples	ATF	AAF		
University Gymnastics																
National Anti-Doping Agency of Uzbekistan	NADO	UZNADA	-	-	-	1	-	-	-	-	-	-	-	-	1	0%
			0	0	0	1	0	0	0	0	0	0	0	0	1	
University Ice Hockey																
Canadian Centre for Ethics in Sport	NADO	CCES	14	-	1	-	-	-	-	-	-	-	-	-	14	7%
National Anti-Doping Agency Austria GmbH	NADO	NADA Austria	-	-	-	1	-	-	-	-	-	1	-	-	2	0%
			14	0	1	1	0	0	0	0	0	1	0	0	16	
University Roller Sports																
Colombian NADO	NADO	COL-NADO	-	-	-	1	-	-	-	-	-	-	-	-	1	0%
			0	0	0	1	0	0	0	0	0	0	0	0	1	
University Rowing																
Lithuanian Anti-Doping Agency	NADO	LTU-NADO	-	-	-	1	-	-	-	-	-	-	-	-	1	0%
			0	0	0	1	0	0	0	0	0	0	0	0	1	
University Rugby																
Canadian Centre for Ethics in Sport	NADO	CCES	16	-	2	-	-	-	-	-	-	-	-	-	16	13%
			16	0	2	0	0	0	0	0	0	0	0	0	16	
University Shooting																
International Shooting Sport Federation	ASOIF	ISSF	2	-	-	1	-	-	-	-	-	-	-	-	3	0%
			2	0	0	1	0	0	0	0	0	0	0	0	3	
University Skiing																
China Anti-Doping Agency	NADO	CHINADA	-	-	-	6	-	-	-	-	-	-	-	-	6	0%
French Anti-Doping Agency	NADO	AFLD-NADO	-	-	-	2	-	-	-	-	-	1	-	-	3	0%
			0	0	0	8	0	0	0	0	0	1	0	0	9	
University Triathlon																
World Triathlon	ASOIF	World Triathlon	-	-	-	1	-	-	-	-	-	-	-	-	1	0%
			0	0	0	1	0	0	0	0	0	0	0	0	1	
University Volleyball																
Canadian Centre for Ethics in Sport	NADO	CCES	10	-	-	-	-	-	-	-	-	-	-	-	10	0%
China Anti-Doping Agency	NADO	CHINADA	4	-	-	-	-	-	-	-	-	-	-	-	4	0%
			14	0	0	0	0	0	0	0	0	0	0	0	14	
University Waterskiing																
German National Anti-Doping Agency	NADO	NADA	1	-	-	-	-	-	-	-	-	-	-	-	1	0%
			1	0	0	0	0	0	0	0	0	0	0	0	1	
University Weightlifting																
China Anti-Doping Agency	NADO	CHINADA	3	-	-	-	-	-	-	-	-	-	-	-	3	0%
Anti-Doping Sweden	NADO	ADSE	-	-	-	3	-	-	-	-	-	-	-	-	3	0%
			3	0	0	3	0	0	0	0	0	0	0	0	6	
University Wrestling																
United World Wrestling	ASOIF	UWW	1	-	-	-	-	-	-	-	-	-	-	-	1	0%
			1	0	0	0	0	0	0	0	0	0	0	0	1	

DBS samples were not collected in Other Sports - Code Signatories - University Sports

2021 Anti-Doping Testing Figures

ABP REPORT

Table of Contents

Total Samples Analyzed

Table 1	: Total ABP Samples Analyzed per Year
Table 2	: Total ABP Samples Analyzed per Laboratory
Table 3	: Total ABP Samples Analyzed in ASOIF Sports
Table 4	: Total ABP Samples Analyzed in AIOWF Sports
Table 5	: Total ABP Samples Analyzed in ARISF Sports
Table 6	: Total ABP Samples Analyzed in AIMS Sports
Table 7	: Total ABP Samples Analyzed in Paralympic Sports
Table 8	: Total ABP Samples Analyzed in Sports for Athletes with an Impairment
Table 9	: Total ABP Samples Analyzed in Other Sports - Code Signatories
Table 10	: Total ABP Samples Analyzed in University and Military Sports - Code Signatories
Table 11	: Total ABP Samples by Testing Authority

Sports Governed by ASOIF IFs

Table 12	: 2021 ABP Testing Figures - ASOIF Sport - Aquatics
Table 13	: 2021 ABP Testing Figures - ASOIF Sport - Archery
Table 14	: 2021 ABP Testing Figures - ASOIF Sport - Athletics
Table 15	: 2021 ABP Testing Figures - ASOIF Sport - Badminton
Table 16	: 2021 ABP Testing Figures - ASOIF Sport - Basketball
Table 17	: 2021 ABP Testing Figures - ASOIF Sport - Boxing
Table 18	: 2021 ABP Testing Figures - ASOIF Sport - Canoe
Table 19	: 2021 ABP Testing Figures - ASOIF Sport - Cycling
Table 20	: 2021 ABP Testing Figures - ASOIF Sport - Equestrian
Table 21	: 2021 ABP Testing Figures - ASOIF Sport - Fencing
Table 22	: 2021 ABP Testing Figures - ASOIF Sport - Field Hockey
Table 23	: 2021 ABP Testing Figures - ASOIF Sport - Football
Table 24	: 2021 ABP Testing Figures - ASOIF Sport - Golf
Table 25	: 2021 ABP Testing Figures - ASOIF Sport - Gymnastics
Table 26	: 2021 ABP Testing Figures - ASOIF Sport - Handball
Table 27	: 2021 ABP Testing Figures - ASOIF Sport - Judo
Table 28	: 2021 ABP Testing Figures - ASOIF Sport - Modern Pentathlon
Table 29	: 2021 ABP Testing Figures - ASOIF Sport - Rowing
Table 30	: 2021 ABP Testing Figures - ASOIF Sport - Rugby Union
Table 31	: 2021 ABP Testing Figures - ASOIF Sport - Sailing
Table 32	: 2021 ABP Testing Figures - ASOIF Sport - Shooting
Table 33	: 2021 ABP Testing Figures - ASOIF Sport - Table Tennis
Table 34	: 2021 ABP Testing Figures - ASOIF Sport - Taekwondo
Table 35	: 2021 ABP Testing Figures - ASOIF Sport - Tennis

Table of Contents

[Sports Governed by ASOIF IFs](#)

Table 36	: 2021 ABP Testing Figures - ASOIF Sport - Triathlon
Table 37	: 2021 ABP Testing Figures - ASOIF Sport - Volleyball
Table 38	: 2021 ABP Testing Figures - ASOIF Sport - Weightlifting
Table 39	: 2021 ABP Testing Figures - ASOIF Sport - Wrestling

[Sports Governed by AIOWF IFs](#)

Table 40	: 2021 ABP Testing Figures - AIOWF Sport - Biathlon
Table 41	: 2021 ABP Testing Figures - AIOWF Sport - Bobsleigh
Table 42	: 2021 ABP Testing Figures - AIOWF Sport - Curling
Table 43	: 2021 ABP Testing Figures - AIOWF Sport - Ice Hockey
Table 44	: 2021 ABP Testing Figures - AIOWF Sport - Luge
Table 45	: 2021 ABP Testing Figures - AIOWF Sport - Skating
Table 46	: 2021 ABP Testing Figures - AIOWF Sport - Skiing

[ARISF, AIMS, Paralympic Sport, Athletes with an Impairment Sports and Other Sport - Code Signatories](#)

Table 47	: 2021 ABP Testing Figures - ARISF Sports
Table 48	: 2021 ABP Testing Figures - AIMS Sports
Table 49	: 2021 ABP Testing Figures - Paralympic Sports/Disciplines
Table 50	: 2021 ABP Testing Figures - Sports for Athletes with an Impairment
Table 51	: 2021 ABP Testing Figures - Other Sports - Code Signatories

Terms and Abbreviations

IC	In-Competition
OOO	Out-of-Competition
Sample	Any biological material collected for the purposes of Doping Control*
AAF	Adverse Analytical Finding
ATF	Atypical Finding
GC/C/IRMS	Gas Chromatograph/Carbon/Isotope Ratio Mass Spectrometry (e.g."IRMS")
ERA	EPO-Receptor Agonists**
hGH Isoforms	Human Growth Hormone Isoform Differential Immunoassay
hGH Biomarkers	Human Growth Hormone Biomarkers
GHRF (GHS/GHRP)	Growth Hormone Releasing Factors (Growth Hormone Secretagogues/GH-Releasing Peptides)
GHRF (GHRH)	Growth Hormone Releasing Factors (Growth Hormone Releasing Hormone)
GnRH	Gonadotrophin Releasing Hormones
HBT	Homologous Blood Transfusion
HBOC	Haemoglobin Based Oxygen Carrier
IGF-I	Insulin-like Growth Factor-I (and its analogues)
ABP	Athlete Biological Passport
IOC	International Olympic Committee
ASOIF	Association of Summer Olympic International Federations
AIOWF	Association of International Olympic Winter Sports Federations
ARISF	Association of IOC Recognized International Sports Federations
AIMS	Alliance of Independent Recognized Members of Sport
NADO	National Anti-Doping Organization
RADO	Regional Anti-Doping Organization
NOC	National Olympic Committee
MEO	Major Event Organization
IF	International Federation
NF	National Federation
IPC	International Paralympic Committee***
ADAMS	Anti-Doping Administration and Management System
TA	Testing Authority
SCA	Sample Collection Authority
-	a "dash" represents "0" (no data) in tables compiling the number of Samples, ATFs or AAFs
(R)	A discipline which is discontinued in ADAMS based on request of the governing IF, being an event under an existing discipline or being no longer necessary for administrative purposes

* Biological material limited to urine and blood in this report

** Including recombinant erythropoietins (i.e. epoetins) and their analogues (e.g. darbepoetin, pegserpoetin, peginesatide, CERA, EPO-Fc)

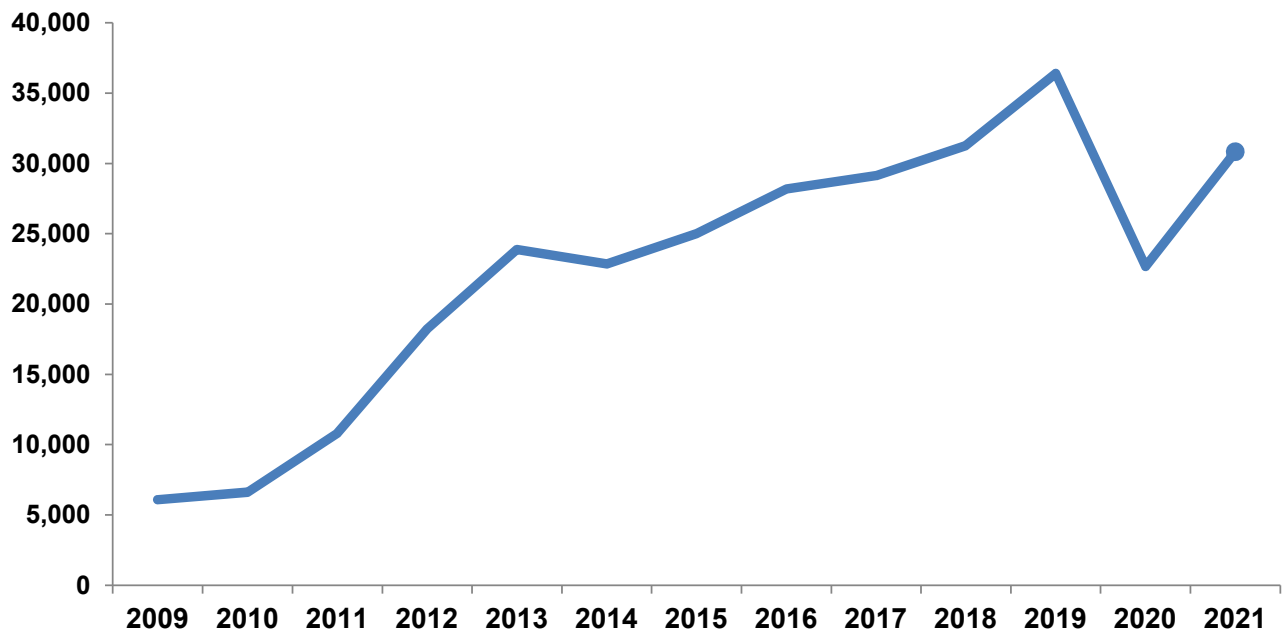
*** Limited to sport/disciplines under the governance of the IPC (others are compiled under the category "Sports for Athletes with an Impairment").

This report compiles data as recorded in ADAMS on 10 Aug 2022 (plus supplemental data after Stakeholder consultation)

Table 1: Total ABP Samples Analyzed per Year

Year	ABP Samples* Analyzed	% Increase or Decrease Previous Year	from
2009	6,082	-	
2010	6,610	+9%	
2011	10,795	+63%	
2012	18,223	+69%	
2013	23,877	+31%	
2014	22,849	- 4%	
2015	25,012	+9%	
2016	28,173	+13%	
2017	29,130	+3%	
2018	31,265	+7%	
2019	36,401	+16%	
2020	22,666	- 38%	
2021	30,821	+36%	

Total ABP Samples* Analyzed per Year



* Represents individual blood samples collected in support of the Athlete Biological Passport (ABP) and does not necessarily reflect the number of individual *Athletes* tested

Table 2: Total ABP Samples Analyzed per Laboratory¹

	Laboratory	IC	OOC	Total
1	Ankara, Turkey	29	213	242
2	Bangkok, Thailand ²	-	-	-
3	Barcelona, Spain	16	997	1013
4	Beijing, China	39	1496	1535
5	Bloemfontein, South Africa	2	78	80
6	Bucharest, Romania	2	149	151
7	Cairo, Egypt ³	-	97	97
8	Cologne, Germany	405	4590	4995
9	New Delhi, India	-	-	-
10	Doha, Qatar	8	227	235
11	Dresden, Germany	42	1033	1075
12	Ghent, Belgium	333	1788	2121
13	Havana, Cuba	-	24	24
14	Helsinki, Finland	17	330	347
15	Lausanne, Switzerland	152	2688	2840
16	London, UK	48	419	467
17	Los Angeles, USA ²	-	-	-
18	Madrid, Spain	251	864	1115
19	Montreal, Canada	5	580	585
20	Nairobi, Kenya ³	6	1344	1350
21	Oslo, Norway	86	865	951
22	Paris, France	383	1100	1483
23	Rio de Janeiro, Brazil	23	154	177
24	Rome, Italy	47	736	783
25	Seibersdorf, Austria	341	2228	2569
26	Seoul, Korea	-	165	165
27	Stockholm, Sweden	106	1245	1351
28	Sydney, Australia	7	600	607
29	Tokyo, Japan	18	1287	1305
30	Salt Lake City, USA	20	2233	2253
31	Warsaw, Poland	308	597	905
	Totals	2,694	28,127	30,821

¹ The test for blood for the ABP is a non-mandatory method and therefore not all Laboratories are required to have the capacity to perform this analysis.

² Not accredited to conduct blood analyses in support of the haematological module of the Athlete Biological Passport (ABP).

³ Approved by WADA exclusively to conduct blood analyses in support of the haematological module of the Athlete Biological Passport (ABP).

Table 3: Total ABP Samples Analyzed in ASOIF Sports*

Sports	Disciplines	IC	OOC	Subtotal	Total	%
Aquatics	Swimming Middle Distance 200-400m	31	1051	1082	2220	10%
	Swimming Long Distance 800m or greater	24	423	447		
	Swimming Sprint 100m or less	11	322	333		
	Open Water	17	293	310		
	Water Polo	4	38	42		
	Artistic Swimming	-	4	4		
	Swimming	-	2	2		
Archery	Archery	-	1	1	1	0.004%
Athletics	Long Distance 3000m or greater	163	4131	4294	6224	27%
	Middle Distance 800-1500m	52	996	1048		
	Sprint 400m or less	6	474	480		
	Combined Events	-	147	147		
	Throws	5	124	129		
	Jumps	2	114	116		
	Athletics	-	5	5		
	Marathon	1	3	4		
Track	-	1	1			
Badminton	Badminton	-	67	67	67	0.3%
Basketball	Basketball	-	3	3	3	0.01%
Boxing	Boxing	1	196	197	197	1%
Canoe Kayak	Middle Distance 500m	16	246	262	726	3%
	Long Distance 1000m	16	227	243		
	Sprint 200m	4	106	110		
	Canoe Slalom	-	104	104		
	Marathon	-	4	4		
	Freestyle	-	3	3		
Cycling	Road	773	5389	6162	7955	35%
	Mountain Bike - Cross Country	119	518	637		
	Track Endurance	35	476	511		
	Cyclo-Cross	73	198	271		
	Track Sprint	37	207	244		
	BMX	16	105	121		
	Cycling	-	3	3		
	Mountain Bike - Down Hill	-	3	3		
	Mountain Bike	-	1	1		
	Trials	-	1	1		
	Track	-	1	1		
Equestrian	Jumping	2	4	6	8	0.03%
	Eventing	-	2	2		
Fencing	Foil	-	9	9	15	0.07%
	Sabre	-	6	6		
Field Hockey	Field Hockey	-	2	2	2	0.01%
Football	Football	239	651	890	902	3.9%
	Futsal	1	11	12.0		
Gymnastics	Artistic	1	12	13	13	0.06%
Handball	Indoor	-	19	19	19	0.1%
Judo	Judo	-	80	80	80	0.35%
Modern Pentathlon	Modern Pentathlon	1	83	84	84	0.4%
Rowing	Rowing	31	1860	1891	1892	8%
	Beach Sprint	-	1	1		

Table 3: Total ABP Samples Analyzed in ASOIF Sports* - continued

Sports	Disciplines	IC	OOC	Subtotal	Total	%
Rugby Union	Fifteens	-	103	103	171	1%
	Sevens	-	68	68		
Sailing	Sailing	-	11	11	14	0.1%
	Laser-R	-	3	3		
Shooting	Shotgun	1	4	5	7	0.03%
	Rifle	-	1	1		
	Shooting	-	1	1		
Table Tennis	Table Tennis	-	7	7	7	0.03%
Taekwondo	Sparring	-	16	16	16	0.1%
Tennis	Tennis	2	1023	1025	1025	4%
	Triathlon	13	851	864		
Triathlon	Duathlon	-	31	31	921	4%
	Long Distance	1	16	17		
	Winter Triathlon	-	6	6		
	Cross Triathlon	-	2	2		
	Aquathlon	-	1	1		
Volleyball	Volleyball	-	11	11	11	0.05%
Weightlifting	Weightlifting	-	86	86	86	0.4%
	Wrestling	1	99	100		
Wrestling	Greco-Roman	-	81	81	273	1.19%
	Freestyle	6	64	70		
	Women's Freestyle	-	22	22		
Totals		1,705	21,234		22,939	

Table 4: Total ABP Samples Analyzed in AIOWF Sports

Sports	Disciplines	IC	OOO	Subtotal	Total	%
Biathlon	Biathlon	229	1549	1778	1778	31%
Bobsleigh	Bobsleigh	-	77	77	85	1%
	Skeleton	-	8	8		
Curling	Curling	-	-	-	-	0%
Ice Hockey	Ice Hockey	-	4	4	4	0.1%
Luge	Luge	-	8	8	8	0.1%
Skating	Short Track	230	315	545	1440	25%
	Speed Skating greater than 1500m	157	334	491		
	Speed Skating 1500m or less	123	211	334		
	Figure Skating	-	70	70		
Skiing	Cross-Country	150	1536	1686	2397	42%
	Nordic Combined	36	331	367		
	Alpine	-	334	334		
	Ski Jumping	-	7	7		
	Freestyle	-	2	2		
	Snowboard	-	1	1		
Totals		925	4,787		5,712	

Table 5: Total ABP Samples Analyzed in ARISF Sports

Sports	Disciplines	IC	OOO	SubTotal	Total	%
Cricket	Cricket	-	6	6	6	3%
Karate	Karate	-	18	18	18	8%
Kickboxing	Kickboxing	-	4	4	6	3%
	Full Contact	-	2	2		
Lifesaving	Lifesaving	-	7	7	7	3%
Muaythai	Muaythai	-	11	11	11	4.7%
Netball	Netball	-	1	1	1	0%
Orienteering	Orienteering	-	44	44	77	33%
	Foot Orienteering	1	32	33		
Powerboating	Aquabike	-	4	4	4	2%
Roller Sports	Inline Speed Skating Distance greater than 1000m	2	23	25	29	12%
	Inline Speed Skating Sprint 1000m or less	-	3	3		
	Hockey	-	1	1		
Ski Mountaineering	Ski Mountaineering	-	56	56	56	24%
Softball	Softball	-	1	1	1	0%
Sport Climbing	Boulder	-	2	2	2	1%
Squash	Squash	-	12	12	12	5%
Sumo	Sumo	1	-	1	1	0.4%
Surfing	Surfing	-	2	2	2	1%
Underwater Sports	Finswimming Pool	-	1	1	1	0.4%
Totals		4	230		234	

Table 6: Total ABP Samples Analyzed in AIMS Sports

Sports	Disciplines	IC	OOO	SubTotal	Total	%
Bodybuilding	Bodybuilding	-	4	4	4	18%
Ju-Jitsu	Ju-Jitsu	-	6	6	6	27%
Powerlifting	Powerlifting	-	12	12	12	55%
Totals		0	22		22	

Table 7: Total ABP Samples Analyzed in Paralympic Sports

Sports	Disciplines	IC	OOB	SubTotal	Total	%
Para-Alpine Skiing	Para-Alpine Skiing	-	3	3	3	0.3%
	Wheelchair Racing - All Distances All Classes	8	140	148		
Para-Athletics	Running Middle Distance 800m - 1500m All Classes	7	121	128	374	42%
	Running Endurance - greater than 1500m All Classes	4	55	59		
	Running Sprints 400m or less All Classes	-	25	25		
	Seated Throws - Classes: F54-F57	-	4	4		
	Standing Throws All Classes	-	3	3		
	Jumping - All Classes	-	3	3		
	Long Distance 3000m and greater	-	2	2		
	Para-Athletics	-	1	1		
Seated Throws - Classes: F31-F34/F51-F53	-	1	1			
Para-Nordic Skiing	Para-Nordic Skiing	6	174	180	314	35%
	Para-Biathlon	-	93	93		
	Para-Cross Country Skiing Middle/Long Distance	7	27	34		
	Para-Cross Country Skiing Sprint/Short Distance	-	7	7		
Para-Powerlifting	Para-Powerlifting	-	11	11	11	1.2%
Para-Swimming	Classes: S10/SB9/SM10 - S14/SB14	9	149	158	187	21%
	Classes: S4/SB4/SM4 – S9/SB8/SM9	4	22	26		
	Para-Swimming	-	2	2		
	Classes: S1/SB1/SM1 - S3/SB3/SM3	-	1	1		
Totals		45	844		889	

Table 8: Total ABP Samples Analyzed in Sports for Athletes with an Impairment

Sports	Disciplines	IC	OOB	SubTotal	Total	%
Aquatics	INAS Swimming Sprint 100m or less	-	1	1	1	0.1%
Athletics	CISS Sprint 400m or less	-	1	1	2	0.2%
	CISS Long Distance 3000m and greater	-	1	1		
Para-Badminton	Para-Badminton*	-	1	1	1	0.1%
Para-Canoe	Para-Canoe*	-	21	21	21	2%
Para-Cycling	Para-Cycling*	7	188	195	390	44%
	Para-Cycling Road*	-	173	173		
	Para-Cycling Track Sprint*	-	14	14		
	Para-Cycling Track Endurance*	-	7	7		
Cycling	CISS Mountain Bike	-	1	1		
Para-Equestrian	Para-Equestrian*	-	1	1	1	0.1%
ParaVolley	ParaVolley Sitting	-	5	5	5	1%
Para-Rowing	Para-Rowing*	3	149	152	152	19%
Para-Tennis	Wheelchair Tennis*	-	96	96	96	12%
Para-Triathlon	Para-Triathlon*	3	146	149	149	18%
Totals		13	805		818	

* Sports and disciplines under the governance of the respective ASOIF and AIOWF International Federations.

Table 9: Total ABP Samples Analyzed in Other Sports - Code Signatories

Sports	Disciplines	IC	OOB	SubTotal	Total	%
Australian Rules Football	Australian Rules Football	-	22	22	22	11%
Brazilian Jiu-Jitsu	Brazilian Jiu-Jitsu - ADSE	-	7	7	7	4%
Functional Fitness	Functional Fitness - ADNO	-	15	15	15	8%
Mixed Martial Arts	Mixed Martial Arts - ADSE	-	3	3	3	2%
Rugby League	Rugby League	-	6	6	6	3%
School Sports	Athletics Long distance 3000m or greater	-	1	1	1	1%
Triathlon	Ironman	1	138	139	139	72%
	Totals	1	192		193	

Table 10: Total ABP Samples Analyzed in University and Military Sports - Code Signatories

Military Sports	Disciplines	IC	OOB	SubTotal	Total	%
Aquatics	Military Swimming Middle Distance 200-400m	-	1	1	2	29%
	Military Swimming	-	1	1		
Athletics	Military Long Distance 3000m or greater	-	1	1	3	43%
	Military Throws	-	1	1		
	Military Middle Distance 800-1500m	-	1	1		
Biathlon	Military Biathlon	-	1	1	1	14%
Skating	Military Speed Skating greater than 1500m	-	1	1	1	14%
	Totals	0	7		7	

University Sports	Disciplines	IC	OOB	SubTotal	Total	%
Athletics	University Throws	-	1	1	2	29%
	University Long Distance 3000m or greater	-	1	1		
Canoe	University Long Distance 1000m	1	-	1	1	14%
Roller Sports	University Inline Speed Skating Distance greater than 1000m	-	1	1	1	14%
Skiing	University Cross Country	-	2	2	2	29%
Triathlon	University	-	1	1	1	14%
		1	6		7	

Table 11: Total ABP Samples by Testing Authority*

ADAMS Code	Testing Authority (TA)	IC	OOB	Total	%
UCI	International Cycling Union	894	4363	5257	17%
World Athletics - AIU	World Athletics - Athletics Integrity Unit	5	2165	2170	7%
RUSADA	Russian National Anti-Doping Organization	190	1350	1540	5%
NADA	German National Anti-Doping Agency	78	1351	1429	5%
CHINADA	China Anti-Doping Agency	39	1348	1387	5%
ITF	International Tennis Federation	2	1099	1101	4%
FIS	International Ski Federation	58	1025	1083	4%
USADA	United States Anti-Doping Agency	7	1074	1081	4%
SSI	Swiss Sport Integrity	14	1003	1017	3%
IBU	International Biathlon Union	169	790	959	3%
ISU	International Skating Union	487	356	843	3%
FIFA	International Federation of Football Associations*	234	589	823	3%
FINA	International Swimming Federation	4	808	812	3%
ADNO	Anti-Doping Norway	71	527	598	2%
IPC	International Paralympic Committee	39	510	549	2%
FISA	World Rowing	2	520	522	2%
ADSE	Anti-Doping Sweden	7	513	520	2%
JADA	Japan Anti-Doping Agency	-	499	499	2%
CCES	Canadian Centre for Ethics in Sport	5	478	483	2%
IOC	International Olympic Committee	9	466	475	2%
AFLD-NADO	French Anti-Doping Agency	12	445	457	1%
HUNADO	Hungarian Anti-Doping Agency	17	418	435	1%
SIA	Sport Integrity Australia	5	422	427	1%
FINCIS	Finnish Center for Integrity in Sports	13	347	360	1%
DAN	Doping Authority Netherlands	4	347	351	1%
ESP-NADO	Spanish Commission for the Fight Against Doping in Sports (CELAD)	62	285	347	1%
SI	Sport Ireland	3	320	323	1%
NADO ITALIA	Italian National Anti-Doping Agency	10	304	314	1%
UKAD	UK Anti-Doping	1	284	285	1%
ETH-NADO	Ethiopian Anti doping Organization	-	267	267	1%
ADD	Anti Doping Denmark	-	257	257	1%
NADA Austria	National Anti-Doping Agency Austria GmbH	2	228	230	1%
TADC	Turkish Anti Doping Commission	29	195	224	1%
BNADA	Belarus National Anti-Doping Agency	8	216	224	1%
NADOF	NADO Flanders	-	207	207	0.7%
BEL-CFWB	French Community of Belgium NADO	-	181	181	0.6%
ADAK	Anti-Doping Agency of Kenya	6	164	170	0.6%
World Triathlon	World Triathlon	-	168	168	0.5%
World Rugby	World Rugby	-	139	139	0.5%
AMADA	Azerbaijan National Anti-Doping Agency	11	127	138	0.4%
NADC Ukraine	National Anti-doping Center of Ukraine	51	79	130	0.4%
ADoP	Portugal Anti-Doping Agency	65	55	120	0.4%
KAZ-NADO	Kazakhstan National Anti-Doping Organization	7	109	116	0.4%
COL-NADO	Colombian NADO	6	98	104	0.3%
IRONMAN	IRONMAN Group/WTC	-	93	93	0.3%
KADA	Korea Anti-Doping Agency	-	92	92	0.3%
DFSNZ	Drug Free Sport New Zealand	3	87	90	0.3%
ABCD	Brasilian Authority on Anti-Doping Control	23	66	89	0.3%
IND-NADO	National Anti Doping Agency -India	18	66	84	0.3%
SLOADO	Slovenian Antidoping Organization	1	78	79	0.3%
ICF	International Canoe Federation	-	76	76	0.2%
POLADA	Polish Anti-Doping Agency	-	73	73	0.2%
CADC	Czech Anti-Doping Committee	5	59	64	0.2%
CMA Monaco	Monaco Anti-Doping Committee	-	63	63	0.2%
SADA	Slovak Anti-Doping Agency	4	56	60	0.2%
LTU-NADO	Lithuanian Anti-Doping Agency	-	58	58	0.2%

* Total includes tests conducted by UEFA

Table 11: Total ABP Samples by Testing Authority* (continued)

ADAMS Code	Testing Authority (TA)	IC	OOCC	Total	%
ANAD	Tunisia National Anti-Doping Agency	-	57	57	0.2%
AMAD	Morocco National Anti-Doping Agency	-	53	53	0.2%
EGY-NADO	Egypt National Anti-doping Organization	-	52	52	0.2%
DCAT	Doping Control Agency of Thailand	-	49	49	0.2%
ANAD-Romania	Romanian National Anti-Doping Agency	2	45	47	0.2%
LAT-NADO	Anti-Doping Bureau of Latvia	-	37	37	0.1%
CIPH	Croatian Institute of Public Health	-	36	36	0.1%
QADC	Qatar Antidoping Commission	-	36	36	0.1%
ESTCIS	Estonian Center for Integrity in Sports	-	33	33	0.1%
BUL-NADO	Anti-Doping Centre Bulgaria	1	31	32	0.10%
IRI-NADO	Iran National Anti-Doping Organization	-	29	29	0.09%
ALAD	Luxembourg NADO	1	22	23	0.07%
BWF	Badminton World Federation	-	22	22	0.07%
CUB-NADO	Cuba National Anti-Doping Agency	-	21	21	0.07%
SAIDS	South African Institute for Drug-Free Sport	2	19	21	0.07%
EOKAN	HADA - Hellenic Antidoping Agency	-	20	20	0.06%
COCOM	Common Community Commission (Brussels)	1	17	18	0.06%
UWW	United World Wrestling	-	17	17	0.06%
JADCO	Jamaica Anti-Doping Commission	-	16	16	0.05%
UGA-NADO	National Anti-Doping Organization of Uganda	-	15	15	0.05%
UIPM	International Modern Pentathlon Union	-	14	14	0.05%
IJF	International Judo Federation	-	14	14	0.05%
BRN-NADO	Bahrain NADO	-	13	13	0.04%
LOC	Liechtenstein Olympic Committee	-	13	13	0.04%
ADAS	Anti-Doping Agency of Serbia	1	10	11	0.04%
AGAD	Andorran Anti-doping Agency	-	10	10	0.03%
NGR-NADO	Nigeria National Anti-Doping Committee	-	9	9	0.03%
WSF	World Squash Federation	-	9	9	0.03%
BiH-NADO	Agency for Anti-Doping Control of Bosnia and Herzegovina	-	8	8	0.03%
UAE-NADO	United Arab Emirates National Anti-Doping Agency	-	6	6	0.02%
UZNADA	Uzbekistan National Anti-Doping Agency	-	5	5	0.02%
WADA-AMA	World Anti-Doping Agency	-	5	5	0.02%
WSK	World Skate	2	1	3	0.01%
MKD-NADO	National Anti-Doping Commission of Macedonia	-	3	3	0.010%
ISMF	International Ski Mountaineering Federation	-	3	3	0.010%
BSADA	Bermuda Sport Anti Doping Authority	-	3	3	0.01%
ADS	Anti-Doping Singapore	-	2	2	0.01%
MLT-NADO	Anti-Doping Commission of Malta	-	2	2	0.01%
ISR-NADO	Israeli NADO	-	2	2	0.01%
MEX-NADO	Mexican National Anti-Doping Committee	2	-	2	0.01%
FIG	International Gymnastics Federation	1	1	2	0.01%
IWF	International Weightlifting Federation	-	1	1	0.003%
ITTF	International Table Tennis Federation	-	1	1	0.003%
IBSF	International Bobsleigh and Skeleton Federation	-	1	1	0.003%
IPF	International Powerlifting Federation	-	1	1	0.003%
IFS-Sumo	International Sumo Federation	1	-	1	0.003%
		2,694	28,127	30,821	

Recognized Delegated Third Parties (DTP)* contributing to Testing Authority Testing Programs

UEFA	Union of European Football Associations	218	404	622	-
------	---	-----	-----	------------	---

ABP Samples by Testing Authority

2021 ABP Blood Passport Testing by Testing Authority Category

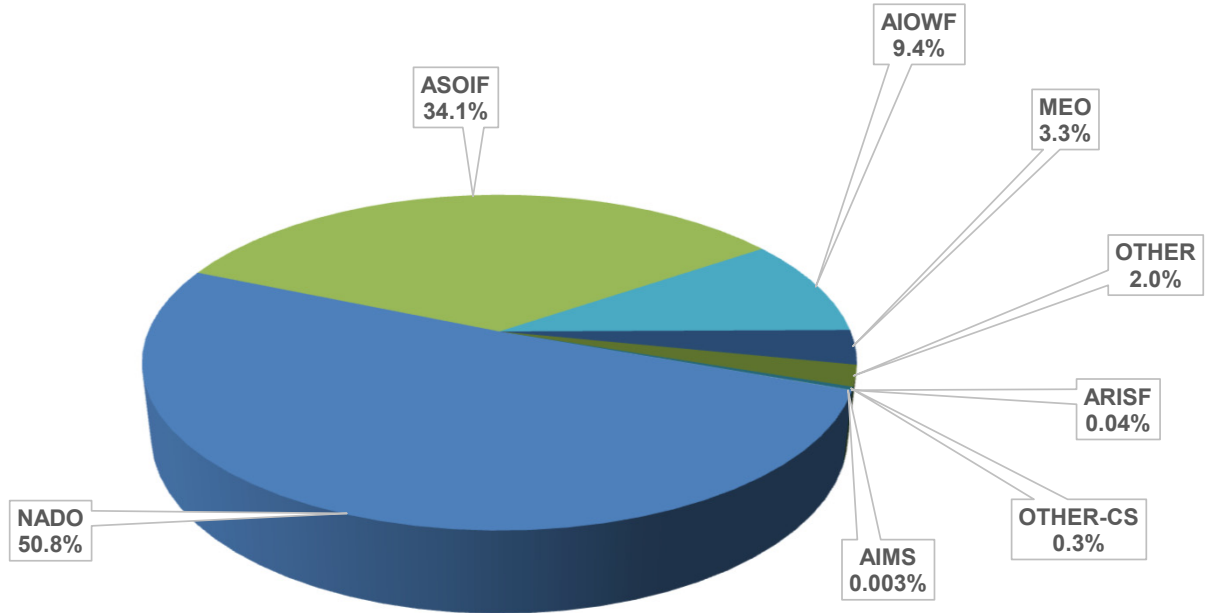


Table 12: 2021 ABP Testing Figures - ASOIF Sport - Aquatics

ADAMS Code	Testing Authority (TA)	IC	OOB	Total	%
FINA	International Swimming Federation	4	808	812	37%
CHINADA	China Anti-Doping Agency	8	264	272	12%
NADA	German National Anti-Doping Agency	-	150	150	7%
HUNADO	Hungarian Anti-Doping Agency	4	124	128	6%
USADA	United States Anti-Doping Agency	-	91	91	4%
SSI	Swiss Sport Integrity	2	68	70	3%
IOC	International Olympic Committee	-	64	64	3%
JADA	Japan Anti-Doping Agency	-	64	64	3%
TADC	Turkish Anti Doping Commission	23	40	63	3%
CCES	Canadian Centre for Ethics in Sport	1	45	46	2%
SI	Sport Ireland	3	39	42	2%
SIA	Sport Integrity Australia	3	34	37	2%
RUSADA	Russian National Anti-Doping Organization	24	12	36	2%
ADD	Anti Doping Denmark	-	29	29	1%
AMADA	Azerbaijan National Anti-Doping Agency	5	21	26	1%
ADSE	Anti-Doping Sweden	-	26	26	1%
FINCIS	Finnish Center for Integrity in Sports	3	23	26	1%
ADNO	Anti-Doping Norway	1	23	24	1%
ABCD	Brasilian Authority on Anti-Doping Control	-	24	24	1%
BEL-CFWB	French Community of Belgium NADO	-	20	20	1%
BNADA	Belarus National Anti-Doping Agency	-	16	16	1%
ESP-NADO	Spanish Commission for the Fight Against Doping in Sports (CELAD)	-	14	14	0.6%
NADO ITALIA	Italian National Anti-Doping Agency	4	9	13	0.6%
NADA Austria	National Anti-Doping Agency Austria GmbH	-	13	13	0.6%
UKAD	UK Anti-Doping	-	10	10	0.5%
CMA Monaco	Monaco Anti-Doping Committee	-	8	8	0.4%
ALAD	Luxembourg NADO	1	7	8	0.4%
CIPH	Croatian Institute of Public Health	-	8	8	0.4%
BUL-NADO	Anti-Doping Centre Bulgaria	1	7	8	0.4%
CADC	Czech Anti-Doping Committee	-	8	8	0.4%
AFLD-NADO	French Anti-Doping Agency	-	7	7	0.3%
KADA	Korea Anti-Doping Agency	-	6	6	0.3%
LOC	Liechtenstein Olympic Committee	-	6	6	0.3%
QADC	Qatar Antidoping Commission	-	6	6	0.3%
ETH-NADO	Ethiopian Anti doping Organization	-	6	6	0.3%
ESTCIS	Estonian Center for Integrity in Sports	-	4	4	0.2%
EOKAN	HADA - Hellenic Antidoping Agency	-	3	3	0.1%
JADCO	Jamaica Anti-Doping Commission	-	3	3	0.1%
DFSNZ	Drug Free Sport New Zealand	-	3	3	0.1%
DCAT	Doping Control Agency of Thailand	-	3	3	0.1%
SLOADO	Slovenian Antidoping Organization	-	2	2	0.1%
ANAD	Tunisia National Anti-Doping Agency	-	2	2	0.1%
ISR-NADO	Israeli NADO	-	2	2	0.1%
DAN	Doping Authority Netherlands	-	2	2	0.1%
SAIDS	South African Institute for Drug-Free Sport	-	2	2	0.1%
ADS	Anti-Doping Singapore	-	1	1	0.05%
AGAD	Andorran Anti-doping Agency	-	1	1	0.05%

Table 12: 2021 ABP Testing Figures - ASOIF Sport - Aquatics (continued)

ADAMS Code	Testing Authority (TA)	IC	OOC	Total	%
EGY-NADO	Egypt National Anti-doping Organization	-	1	1	0.05%
IRI-NADO	Iran National Anti-Doping Organization	-	1	1	0.05%
POLADA	Polish Anti-Doping Agency	-	1	1	0.05%
CUB-NADO	Cuba National Anti-Doping Agency	-	1	1	0.05%
MLT-NADO	Anti-Doping Commission of Malta	-	1	1	0.05%
Totals		87	2,133	2,220	

Table 13: 2021 ABP Testing Figures - ASOIF Sport - Archery

ADAMS Code	Testing Authority (TA)	IC	OOC	Total	%
IOC	International Olympic Committee	-	1	1	100
Totals		0	1	1	

Table 14: 2021 ABP Testing Figures - ASOIF Sport - Athletics

ADAMS Code	Testing Authority (TA)	IC	OOC	Total	%
World Athletics - AIU	World Athletics - Athletics Integrity Unit	5	2163	2168	35%
USADA	United States Anti-Doping Agency	4	437	441	7%
RUSADA	Russian National Anti-Doping Organization	60	376	436	7%
NADA	German National Anti-Doping Agency	13	304	317	5%
CHINADA	China Anti-Doping Agency	4	262	266	4%
ETH-NADO	Ethiopian Anti doping Organization	-	246	246	4%
JADA	Japan Anti-Doping Agency	-	198	198	3%
ESP-NADO	Spanish Commission for the Fight Against Doping in Sports (CELAD)	56	139	195	3%
SSI	Swiss Sport Integrity	3	156	159	3%
AFLD-NADO	French Anti-Doping Agency	11	145	156	3%
IOC	International Olympic Committee	7	130	137	2%
ADAK	Anti-Doping Agency of Kenya	6	123	129	2%
SIA	Sport Integrity Australia	2	99	101	2%
TADC	Turkish Anti Doping Commission	6	88	94	2%
SI	Sport Ireland	-	79	79	1%
CCES	Canadian Centre for Ethics in Sport	-	76	76	1%
ADSE	Anti-Doping Sweden	1	73	74	1%
NADO ITALIA	Italian National Anti-Doping Agency	-	71	71	1%
FINCIS	Finnish Center for Integrity in Sports	6	61	67	1%
ADNO	Anti-Doping Norway	1	61	62	1%
UKAD	UK Anti-Doping	1	57	58	1%
IND-NADO	National Anti Doping Agency -India	18	39	57	1%
HUNADO	Hungarian Anti-Doping Agency	4	46	50	1%
AMAD	Morocco National Anti-Doping Agency	-	44	44	0.7%
BNADA	Belarus National Anti-Doping Agency	-	43	43	0.7%
BEL-CFWB	French Community of Belgium NADO	-	42	42	0.7%
NADC Ukraine	National Anti-doping Center of Ukraine	9	31	40	0.6%
COL-NADO	Colombian NADO	-	30	30	0.5%
NADOF	NADO Flanders	-	27	27	0.4%
DAN	Doping Authority Netherlands	-	24	24	0.4%

Table 14: 2021 ABP Testing Figures - ASOIF Sport - Athletics (continued)

ADAMS Code	Testing Authority (TA)	IC	OOB	Total	%
KADA	Korea Anti-Doping Agency	-	22	22	0.4%
ADD	Anti Doping Denmark	-	22	22	0.4%
NADA Austria	National Anti-Doping Agency Austria GmbH	-	20	20	0.3%
CIPH	Croatian Institute of Public Health	-	19	19	0.3%
KAZ-NADO	Kazakhstan National Anti-Doping Organization	6	13	19	0.3%
QADC	Qatar Antidoping Commission	-	19	19	0.3%
SADA	Slovak Anti-Doping Agency	-	15	15	0.2%
LAT-NADO	Anti-Doping Bureau of Latvia	-	14	14	0.2%
UGA-NADO	National Anti-Doping Organization of Uganda	-	13	13	0.2%
LTU-NADO	Lithuanian Anti-Doping Agency	-	13	13	0.2%
SLOADO	Slovenian Antidoping Organization	1	12	13	0.2%
BRN-NADO	Bharain NADO	-	13	13	0.2%
COCOM	Common Community Commission (Brussels)	-	13	13	0.2%
ANAD-Romania	Romanian National Anti-Doping Agency	2	10	12	0.2%
EGY-NADO	Egypt National Anti-doping Organization	-	11	11	0.2%
SAIDS	South African Institute for Drug-Free Sport	-	10	10	0.2%
CADC	Czech Anti-Doping Committee	1	8	9	0.1%
ESTCIS	Estonian Center for Integrity in Sports	-	9	9	0.1%
DCAT	Doping Control Agency of Thailand	-	7	7	0.1%
ABCD	Brasilian Authority on Anti-Doping Control	-	7	7	0.1%
ANAD	Tunisia National Anti-Doping Agency	-	6	6	0.1%
JADCO	Jamaica Anti-Doping Commission	-	6	6	0.1%
ALAD	Luxembourg NADO	-	6	6	0.1%
EOKAN	HADA - Hellenic Antidoping Agency	-	5	5	0.1%
POLADA	Polish Anti-Doping Agency	-	5	5	0.1%
AMADA	Azerbaijan National Anti-Doping Agency	-	4	4	0.1%
AGAD	Andorran Anti-doping Agency	-	3	3	0.0%
BiH-NADO	Agency for Anti-Doping Control of Bosnia and Herzegovina	-	3	3	0.0%
NGR-NADO	Nigeria National Anti-Doping Committee	-	3	3	0.0%
CMA Monaco	Monaco Anti-Doping Committee	-	3	3	0.0%
MKD-NADO	National Anti-Doping Commission of Macedonia	-	3	3	0.05%
MEX-NADO	Mexican National Anti-Doping Committee	2	-	2	0.03%
UAE-NADO	United Arab Emirates National Anti-Doping Agency	-	2	2	0.03%
DFSNZ	Drug Free Sport New Zealand	-	2	2	0.03%
IRI-NADO	Iran National Anti-Doping Organization	-	2	2	0.03%
UZNADA	Uzbekistan National Anti-Doping Agency	-	1	1	0.02%
MLT-NADO	Anti-Doping Commission of Malta	-	1	1	0.02%
Totals		229	5,995	6,224	

Table 15: 2021 ABP Testing Figures - ASOIF Sport - Badminton

ADAMS Code	Testing Authority (TA)	IC	OOB	Total	%
ADD	Anti Doping Denmark	-	25	25	37%
BWF	Badminton World Federation	-	21	21	31%
AFLD-NADO	French Anti-Doping Agency	-	14	14	21%
JADCO	Jamaica Anti-Doping Commission	-	4	4	6%
JADA	Japan Anti-Doping Agency	-	3	3	4%
Totals		0	67	67	

Table 16: 2021 ABP Testing Figures - ASOIF Sport - Basketball

ADAMS Code	Testing Authority (TA)	IC	OOB	Total	%
ADAK	Anti-Doping Agency of Kenya	-	3	3	100%
Totals		0	3	3	

Table 17: 2021 ABP Blood Passport Testing Figures - ASOIF Sport - Boxing

ADAMS Code	Testing Authority (TA)	IC	OOB	Total	%
AMADA	Azerbaijan National Anti-Doping Agency	-	33	33	17%
IOC	International Olympic Committee	-	27	27	14%
ADSE	Anti-Doping Sweden	1	21	22	11%
AFLD-NADO	French Anti-Doping Agency	-	18	18	9%
BEL-CFWB	French Community of Belgium NADO	-	15	15	8%
NADA	German National Anti-Doping Agency	-	11	11	6%
IND-NADO	National Anti Doping Agency -India	-	11	11	6%
ADNO	Anti-Doping Norway	-	9	9	5%
CMA Monaco	Monaco Anti-Doping Committee	-	7	7	4%
NGR-NADO	Nigeria National Anti-Doping Committee	-	6	6	3%
SIA	Sport Integrity Australia	-	6	6	3%
SI	Sport Ireland	-	5	5	3%
AMAD	Morocco National Anti-Doping Agency	-	4	4	2%
HUNADO	Hungarian Anti-Doping Agency	-	3	3	2%
BUL-NADO	Anti-Doping Centre Bulgaria	-	3	3	2%
EGY-NADO	Egypt National Anti-doping Organization	-	2	2	1%
NADO ITALIA	Italian National Anti-Doping Agency	-	2	2	1%
JADA	Japan Anti-Doping Agency	-	2	2	1%
ABCD	Brasilian Authority on Anti-Doping Control	-	2	2	1%
TADC	Turkish Anti Doping Commission	-	2	2	1%
ANAD-Romania	Romanian National Anti-Doping Agency	-	2	2	1%
BNADA	Belarus National Anti-Doping Agency	-	2	2	1%
IRI-NADO	Iran National Anti-Doping Organization	-	2	2	1%
ANAD	Tunisia National Anti-Doping Agency	-	1	1	1%
Totals		1	196	197	

Table 18: 2021 ABP Blood Passport Testing Figures - ASOIF Sport - Canoe

ADAMS Code	Testing Authority (TA)	IC	OOB	Total	%
NADA	German National Anti-Doping Agency	-	132	132	18%
ICF	International Canoe Federation	-	74	74	10%
HUNADO	Hungarian Anti-Doping Agency	5	51	56	8%
CHINADA	China Anti-Doping Agency	4	43	47	6%
BNADA	Belarus National Anti-Doping Agency	7	25	32	4%
SSI	Swiss Sport Integrity	-	27	27	4%
IOC	International Olympic Committee	1	25	26	4%
TADC	Turkish Anti Doping Commission	-	24	24	3%
SIA	Sport Integrity Australia	-	23	23	3%
ESP-NADO	Spanish Commission for the Fight Against Doping in Sports (CELAD)	-	22	22	3%
NADC Ukraine	National Anti-doping Center of Ukraine	-	20	20	3%
RUSADA	Russian National Anti-Doping Organization	6	14	20	3%
FINCIS	Finnish Center for Integrity in Sports	-	20	20	3%
ADD	Anti Doping Denmark	-	19	19	3%
SADA	Slovak Anti-Doping Agency	3	14	17	2%
ADSE	Anti-Doping Sweden	-	17	17	2%
AFLD-NADO	French Anti-Doping Agency	-	15	15	2%
NADO ITALIA	Italian National Anti-Doping Agency	6	7	13	2%
NADA Austria	National Anti-Doping Agency Austria GmbH	-	10	10	1%
ADNO	Anti-Doping Norway	-	10	10	1%
CADC	Czech Anti-Doping Committee	-	10	10	1%
CCES	Canadian Centre for Ethics in Sport	4	5	9	1%
SLOADO	Slovenian Antidoping Organization	-	8	8	1%
NADOF	NADO Flanders	-	8	8	1%
BUL-NADO	Anti-Doping Centre Bulgaria	-	7	7	1%
POLADA	Polish Anti-Doping Agency	-	7	7	1%
SI	Sport Ireland	-	6	6	1%
IRI-NADO	Iran National Anti-Doping Organization	-	6	6	1%
KADA	Korea Anti-Doping Agency	-	6	6	1%
DFSNZ	Drug Free Sport New Zealand	-	4	4	1%
WADA-AMA	World Anti-Doping Agency	-	4	4	0.6%
CUB-NADO	Cuba National Anti-Doping Agency	-	4	4	0.6%
ANAD-Romania	Romanian National Anti-Doping Agency	-	4	4	0.6%
ANAD	Tunisia National Anti-Doping Agency	-	4	4	0.6%
LAT-NADO	Anti-Doping Bureau of Latvia	-	3	3	0.4%
JADA	Japan Anti-Doping Agency	-	3	3	0.4%
LTU-NADO	Lithuanian Anti-Doping Agency	-	3	3	0.4%
UKAD	UK Anti-Doping	-	2	2	0.3%
ABCD	Brasilian Authority on Anti-Doping Control	-	1	1	0.1%
AGAD	Andorran Anti-doping Agency	-	1	1	0.1%
ADAS	Anti-Doping Agency of Serbia	-	1	1	0.1%
KAZ-NADO	Kazakhstan National Anti-Doping Organization	-	1	1	0.1%
Totals		36	690	726	

Table 19: 2021 ABP Testing Figures - ASOIF Sport - Cycling

ADAMS Code	Testing Authority (TA)	IC	OOB	Total	%
UCI	International Cycling Union	894	4326	5220	66%
SSI	Swiss Sport Integrity	5	290	295	4%
NADA	German National Anti-Doping Agency	-	244	244	3%
CHINADA	China Anti-Doping Agency	13	192	205	3%
USADA	United States Anti-Doping Agency	3	163	166	2%
RUSADA	Russian National Anti-Doping Organization	24	140	164	2%
DAN	Doping Authority Netherlands	-	136	136	2%
NADOF	NADO Flanders	-	120	120	2%
SIA	Sport Integrity Australia	-	113	113	1%
UKAD	UK Anti-Doping	-	97	97	1%
ADoP	Portugal Anti-Doping Agency	61	29	90	1%
ADNO	Anti-Doping Norway	-	86	86	1%
ESP-NADO	Spanish Commission for the Fight Against Doping in Sports (CELAD)	6	64	70	1%
IOC	International Olympic Committee	-	67	67	1%
ADSE	Anti-Doping Sweden	2	62	64	1%
CCES	Canadian Centre for Ethics in Sport	-	62	62	1%
SI	Sport Ireland	-	62	62	1%
ADD	Anti Doping Denmark	-	60	60	1%
NADO ITALIA	Italian National Anti-Doping Agency	-	55	55	1%
BEL-CFWB	French Community of Belgium NADO	-	50	50	1%
COL-NADO	Colombian NADO	6	41	47	1%
BNADA	Belarus National Anti-Doping Agency	-	45	45	1%
DFSNZ	Drug Free Sport New Zealand	1	41	42	1%
AFLD-NADO	French Anti-Doping Agency	-	38	38	0%
AMADA	Azerbaijan National Anti-Doping Agency	-	34	34	0%
HUNADO	Hungarian Anti-Doping Agency	4	26	30	0%
NADC Ukraine	National Anti-doping Center of Ukraine	18	12	30	0%
NADA Austria	National Anti-Doping Agency Austria GmbH	-	29	29	0%
JADA	Japan Anti-Doping Agency	-	23	23	0%
DCAT	Doping Control Agency of Thailand	-	18	18	0%
TADC	Turkish Anti Doping Commission	-	17	17	0%
POLADA	Polish Anti-Doping Agency	-	17	17	0%
IRI-NADO	Iran National Anti-Doping Organization	-	16	16	0%
SLOADO	Slovenian Antidoping Organization	-	15	15	0.2%
KADA	Korea Anti-Doping Agency	-	15	15	0.2%
ABCD	Brasilian Authority on Anti-Doping Control	13	2	15	0.2%
KAZ-NADO	Kazakhstan National Anti-Doping Organization	-	13	13	0.2%
SAIDS	South African Institute for Drug-Free Sport	2	7	9	0.1%
LAT-NADO	Anti-Doping Bureau of Latvia	-	9	9	0.1%
CUB-NADO	Cuba National Anti-Doping Agency	-	8	8	0.1%
FINCIS	Finnish Center for Integrity in Sports	-	7	7	0.1%
LTU-NADO	Lithuanian Anti-Doping Agency	-	6	6	0.1%
QADC	Qatar Antidoping Commission	-	6	6	0.1%
CADC	Czech Anti-Doping Committee	1	4	5	0.1%
CMA Monaco	Monaco Anti-Doping Committee	-	4	4	0.1%
SADA	Slovak Anti-Doping Agency	-	4	4	0.1%
ETH-NADO	Ethiopian Anti doping Organization	-	3	3	0.0%

Table 19: 2021 ABP Testing Figures - ASOIF Sport - Cycling (continued)

ADAMS Code	Testing Authority (TA)	IC	OOB	Total	%
ANAD-Romania	Romanian National Anti-Doping Agency	-	3	3	0.0%
UAE-NADO	United Arab Emirates National Anti-Doping Agency	-	3	3	0.0%
BiH-NADO	Agency for Anti-Doping Control of Bosnia and Herzegovina	-	3	3	0.0%
ADAS	Anti-Doping Agency of Serbia	-	3	3	0.04%
EGY-NADO	Egypt National Anti-doping Organization	-	3	3	0.04%
UZNADA	Uzbekistan National Anti-Doping Agency	-	2	2	0.03%
COCOM	Common Community Commission (Brussels)	-	2	2	0.03%
ESTCIS	Estonian Center for Integrity in Sports	-	2	2	0.03%
WADA-AMA	World Anti-Doping Agency	-	1	1	0.01%
ADS	Anti-Doping Singapore	-	1	1	0.01%
EOKAN	HADA - Hellenic Antidoping Agency	-	1	1	0.01%
Totals		1,053	6,902	7,955	

Table 20: 2021 ABP Testing Figures - ASOIF Sport - Equestrian

ADAMS Code	Testing Authority (TA)	IC	OOB	Total	%
CADC	Czech Anti-Doping Committee	2	6	8	100%
Totals		2	6	8	

Table 21: 2021 ABP Testing Figures - ASOIF Sport - Fencing

ADAMS Code	Testing Authority (TA)	IC	OOB	Total	%
HUNADO	Hungarian Anti-Doping Agency	-	15	15	100%
Totals		0	15	15	

Table 22: 2021 ABP Testing Figures - ASOIF Sport - Field Hockey

ADAMS Code	Testing Authority (TA)	IC	OOB	Total	%
ADAK	Anti-Doping Agency of Kenya	-	2	2	100%
Totals		0	2	2	

Table 23: 2021 ABP Testing Figures - ASOIF Sport - Football

ADAMS Code	Testing Authority (TA)	IC	OOB	Total	%
UEFA	Union of European Football Associations	218	404	622	69%
FIFA	International Federation of Football Associations	16	185	201	22%
ADoP	Portugal Anti-Doping Agency	4	26	30	3%
AFLD-NADO	French Anti-Doping Agency	-	23	23	3%
NADA	German National Anti-Doping Agency	-	8	8	1%
ESP-NADO	Spanish Commission for the Fight Against Doping in Sports (CELAD)	-	4	4	0%
NADA Austria	National Anti-Doping Agency Austria GmbH	-	4	4	0%
RUSADA	Russian National Anti-Doping Organization	-	3	3	0%
NADO ITALIA	Italian National Anti-Doping Agency	-	3	3	0%
COCOM	Common Community Commission (Brussels)	1	-	1	0%
SADA	Slovak Anti-Doping Agency	1	-	1	0%
ANAD-Romania	Romanian National Anti-Doping Agency	-	1	1	0.1%
ADAK	Anti-Doping Agency of Kenya	-	1	1	0.1%
Totals		240	662	902	

Table 24: 2021 ABP Testing Figures - ASOIF Sport - Golf

ADAMS Code	Testing Authority (TA)	IC	OOB	Total	%
-	-	-	-	-	-
Totals		0	0	0	

Table 25: 2021 ABP Testing Figures - ASOIF Sport - Gymnastics

ADAMS Code	Testing Authority (TA)	IC	OOB	Total	%
CMA Monaco	Monaco Anti-Doping Committee	-	3	3	23%
CADC	Czech Anti-Doping Committee	-	3	3	23%
ABCD	Brasilian Authority on Anti-Doping Control	-	2	2	15%
FIG	International Gymnastics Federation	1	1	2	15%
IOC	International Olympic Committee	-	1	1	8%
JADCO	Jamaica Anti-Doping Commission	-	1	1	8%
JADA	Japan Anti-Doping Agency	-	1	1	8%
Totals		1	12	13	

Table 26: 2021 ABP Testing Figures - ASOIF Sport - Handball

ADAMS Code	Testing Authority (TA)	IC	OOB	Total	%
HUNADO	Hungarian Anti-Doping Agency	-	16	16	84%
QADC	Qatar Antidoping Commission	-	2	2	11%
ADAK	Anti-Doping Agency of Kenya	-	1	1	5%
Totals		0	19	19	

Table 27: 2021 ABP Testing Figures - ASOIF Sport - Judo

ADAMS Code	Testing Authority (TA)	IC	OOB	Total	%
HUNADO	Hungarian Anti-Doping Agency	-	24	24	30%
JADA	Japan Anti-Doping Agency	-	22	22	28%
IJF	International Judo Federation	-	14	14	18%
AFLD-NADO	French Anti-Doping Agency	-	7	7	9%
CMA Monaco	Monaco Anti-Doping Committee	-	5	5	6%
ANAD	Tunisia National Anti-Doping Agency	-	3	3	4%
ABCD	Brasilian Authority on Anti-Doping Control	-	2	2	3%
COL-NADO	Colombian NADO	-	2	2	3%
ADNO	Anti-Doping Norway	-	1	1	1%
Totals		0	80	80	

Table 28: 2021 ABP Testing Figures - ASOIF Sport - Modern Pentathlon

ADAMS Code	Testing Authority (TA)	IC	OOB	Total	%
AFLD-NADO	French Anti-Doping Agency	-	27	27	32%
HUNADO	Hungarian Anti-Doping Agency	-	19	19	23%
UIPM	International Modern Pentathlon Union	-	14	14	17%
SI	Sport Ireland	-	7	7	8%
SIA	Sport Integrity Australia	-	5	5	6%
SSI	Swiss Sport Integrity	-	4	4	5%
TADC	Turkish Anti Doping Commission	-	2	2	2%
ABCD	Brasilian Authority on Anti-Doping Control	-	2	2	2%
RUSADA	Russian National Anti-Doping Organization	-	2	2	2%
IOC	International Olympic Committee	1	-	1	1%
EGY-NADO	Egypt National Anti-doping Organization	-	1	1	1%
Totals		1	83	84	

Table 29: 2021 ABP Testing Figures - ASOIF Sport - Rowing

ADAMS Code	Testing Authority (TA)	IC	OOB	Total	%
FISA	World Rowing	1	438	439	23%
NADA	German National Anti-Doping Agency	1	212	213	11%
CHINADA	China Anti-Doping Agency	8	195	203	11%
DAN	Doping Authority Netherlands	-	116	116	6%
RUSADA	Russian National Anti-Doping Organization	11	99	110	6%
USADA	United States Anti-Doping Agency	-	93	93	5%
IOC	International Olympic Committee	-	91	91	5%
SSI	Swiss Sport Integrity	-	74	74	4%
SI	Sport Ireland	-	60	60	3%
ADD	Anti Doping Denmark	-	48	48	3%
CCES	Canadian Centre for Ethics in Sport	-	33	33	2%
BNADA	Belarus National Anti-Doping Agency	-	32	32	2%
AFLD-NADO	French Anti-Doping Agency	-	31	31	2%
FINCIS	Finnish Center for Integrity in Sports	-	29	29	2%
UKAD	UK Anti-Doping	-	26	26	1%
NADO ITALIA	Italian National Anti-Doping Agency	-	24	24	1%
DFSNZ	Drug Free Sport New Zealand	1	23	24	1%
SIA	Sport Integrity Australia	-	22	22	1%
ABCD	Brasilian Authority on Anti-Doping Control	9	13	22	1%
NADC Ukraine	National Anti-doping Center of Ukraine	-	16	16	1%
ADNO	Anti-Doping Norway	-	16	16	1%
ANAD-Romania	Romanian National Anti-Doping Agency	-	15	15	1%
LTU-NADO	Lithuanian Anti-Doping Agency	-	14	14	1%
DCAT	Doping Control Agency of Thailand	-	14	14	1%
POLADA	Polish Anti-Doping Agency	-	12	12	1%
ESP-NADO	Spanish Commission for the Fight Against Doping in Sports (CELAD)	-	11	11	1%
NADA Austria	National Anti-Doping Agency Austria GmbH	-	11	11	1%
ADSE	Anti-Doping Sweden	-	10	10	1%
EOKAN	HADA - Hellenic Antidoping Agency	-	10	10	1%
CIPH	Croatian Institute of Public Health	-	9	9	0%
KADA	Korea Anti-Doping Agency	-	9	9	0%
ANAD	Tunisia National Anti-Doping Agency	-	8	8	0%
HUNADO	Hungarian Anti-Doping Agency	-	8	8	0.4%
CUB-NADO	Cuba National Anti-Doping Agency	-	8	8	0.4%
CMA Monaco	Monaco Anti-Doping Committee	-	7	7	0.4%
ESTCIS	Estonian Center for Integrity in Sports	-	5	5	0.3%
CADC	Czech Anti-Doping Committee	-	4	4	0.2%
ADAS	Anti-Doping Agency of Serbia	-	4	4	0.2%
QADC	Qatar Antidoping Commission	-	3	3	0.2%
LAT-NADO	Anti-Doping Bureau of Latvia	-	3	3	0.2%
IRI-NADO	Iran National Anti-Doping Organization	-	2	2	0.1%
KAZ-NADO	Kazakhstan National Anti-Doping Organization	-	2	2	0.1%
IND-NADO	National Anti Doping Agency -India	-	1	1	0.1%
Totals		31	1861	1892	

Table 30: 2021 ABP Testing Figures - ASOIF Sport - Rugby Union

ADAMS Code	Testing Authority (TA)	IC	OOC	Total	%
World Rugby	World Rugby	-	139	139	81%
AFLD-NADO	French Anti-Doping Agency	-	17	17	10%
ADAK	Anti-Doping Agency of Kenya	-	9	9	5%
JADA	Japan Anti-Doping Agency	-	3	3	2%
CCES	Canadian Centre for Ethics in Sport	-	3	3	2%
Totals		0	171	171	

Table 31: 2021 ABP Testing Figures - ASOIF Sport - Sailing

ADAMS Code	Testing Authority (TA)	IC	OOC	Total	%
ABCD	Brasilian Authority on Anti-Doping Control	-	6	6	43%
LTU-NADO	Lithuanian Anti-Doping Agency	-	4	4	29%
CCES	Canadian Centre for Ethics in Sport	-	3	3	21%
SI	Sport Ireland	-	1	1	7%
Totals		0	14	14	

Table 32: 2021 ABP Testing Figures - ASOIF Sport - Shooting

ADAMS Code	Testing Authority (TA)	IC	OOC	Total	%
CADC	Czech Anti-Doping Committee	1	6	7	100%
Totals		1	6	7	

Table 33: 2021 ABP Testing Figures - ASOIF Sport - Table Tennis

ADAMS Code	Testing Authority (TA)	IC	OOC	Total	%
CMA Monaco	Monaco Anti-Doping Committee	-	5	5	71%
ITTF	International Table Tennis Federation	-	1	1	14%
ANAD	Tunisia National Anti-Doping Agency	-	1	1	14%
Totals		0	7	7	

Table 34: 2021 ABP Testing Figures - ASOIF Sport - Taekwondo

ADAMS Code	Testing Authority (TA)	IC	OOC	Total	%
ADNO	Anti-Doping Norway	-	4	4	25%
IOC	International Olympic Committee	-	3	3	19%
JADA	Japan Anti-Doping Agency	-	3	3	19%
ANAD	Tunisia National Anti-Doping Agency	-	3	3	19%
ETH-NADO	Ethiopian Anti doping Organization	-	2	2	13%
NADOF	NADO Flanders	-	1	1	6%
Totals		0	16	16	

Table 35: 2021 ABP Testing Figures - ASOIF Sport - Tennis

ADAMS Code	Testing Authority (TA)	IC	OOB	Total	%
ITF	International Tennis Federation	2	1009	1011	99%
SSI	Swiss Sport Integrity	-	4	4	0%
HUNADO	Hungarian Anti-Doping Agency	-	4	4	0.4%
CMA Monaco	Monaco Anti-Doping Committee	-	3	3	0.3%
ADNO	Anti-Doping Norway	-	2	2	0.2%
LAT-NADO	Anti-Doping Bureau of Latvia	-	1	1	0.1%
Totals		2	1023	1,025	

Table 36: 2021 ABP Testing Figures - ASOIF Sport - Triathlon

ADAMS Code	Testing Authority (TA)	IC	OOB	Total	%
World Triathlon	World Triathlon	-	155	155	17%
NADA	German National Anti-Doping Agency	-	125	125	14%
SSI	Swiss Sport Integrity	2	51	53	6%
SIA	Sport Integrity Australia	-	52	52	6%
RUSADA	Russian National Anti-Doping Organization	-	52	52	6%
CHINADA	China Anti-Doping Agency	2	40	42	5%
USADA	United States Anti-Doping Agency	-	42	42	5%
CCES	Canadian Centre for Ethics in Sport	-	34	34	4%
AFLD-NADO	French Anti-Doping Agency	1	32	33	4%
ADNO	Anti-Doping Norway	6	23	29	3%
ADD	Anti Doping Denmark	-	29	29	3%
NADOF	NADO Flanders	-	26	26	3%
NADO ITALIA	Italian National Anti-Doping Agency	-	24	24	3%
IOC	International Olympic Committee	-	23	23	2%
HUNADO	Hungarian Anti-Doping Agency	-	22	22	2%
UKAD	UK Anti-Doping	-	21	21	2%
NADA Austria	National Anti-Doping Agency Austria GmbH	2	19	21	2%
JADA	Japan Anti-Doping Agency	-	18	18	2%
ESP-NADO	Spanish Commission for the Fight Against Doping in Sports (CELAD)	-	17	17	2%
ADSE	Anti-Doping Sweden	-	13	13	1%
DFSNZ	Drug Free Sport New Zealand	-	13	13	1%
BEL-CFWB	French Community of Belgium NADO	-	13	13	1%
SI	Sport Ireland	-	11	11	1%
ALAD	Luxembourg NADO	-	8	8	1%
DAN	Doping Authority Netherlands	-	6	6	1%
KADA	Korea Anti-Doping Agency	-	6	6	1%
AMADA	Azerbaijan National Anti-Doping Agency	-	4	4	0%
FINCIS	Finnish Center for Integrity in Sports	1	3	4	0%
IND-NADO	National Anti Doping Agency -India	-	4	4	0%
COL-NADO	Colombian NADO	-	3	3	0%
BNADA	Belarus National Anti-Doping Agency	-	3	3	0%
COCOM	Common Community Commission (Brussels)	-	2	2	0%
ADAK	Anti-Doping Agency of Kenya	-	2	2	0.2%
JADCO	Jamaica Anti-Doping Commission	-	2	2	0.2%
SADA	Slovak Anti-Doping Agency	-	2	2	0.2%

Table 36: 2021 ABP Testing Figures - ASOIF Sport - Triathlon (continued)

BSADA	Bermuda Sport Anti Doping Authority	-	2	2	0.2%
ESTCIS	Estonian Center for Integrity in Sports	-	2	2	0.2%
ADAS	Anti-Doping Agency of Serbia	-	1	1	0.1%
AMAD	Morocco National Anti-Doping Agency	-	1	1	0.1%
ABCD	Brasilian Authority on Anti-Doping Control	-	1	1	0.1%
Totals			14	907	921

Table 37: 2021 ABP Testing Figures - ASOIF Sport - Volleyball

ADAMS Code	Testing Authority (TA)	IC	OOB	Total	%
ADAK	Anti-Doping Agency of Kenya	-	11	11	100%
Totals		0	11	11	

Table 38: 2021 ABP Testing Figures - ASOIF Sport - Weightlifting

ADAMS Code	Testing Authority (TA)	IC	OOB	Total	%
JADA	Japan Anti-Doping Agency	-	40	40	47%
USADA	United States Anti-Doping Agency	-	12	12	14%
BNADA	Belarus National Anti-Doping Agency	-	7	7	8%
EGY-NADO	Egypt National Anti-doping Organization	-	7	7	8%
ANAD	Tunisia National Anti-Doping Agency	-	5	5	6%
IND-NADO	National Anti Doping Agency -India	-	4	4	5%
IOC	International Olympic Committee	-	3	3	3%
CCES	Canadian Centre for Ethics in Sport	-	3	3	3%
HUNADO	Hungarian Anti-Doping Agency	-	2	2	2%
ADSE	Anti-Doping Sweden	-	1	1	1%
IWF	International Weightlifting Federation	-	1	1	1%
NADA Austria	National Anti-Doping Agency Austria GmbH	-	1	1	1%
Totals		0	86	86	

Table 39: 2021 ABP Testing Figures - ASOIF Sport - Wrestling

ADAMS Code	Testing Authority (TA)	IC	OOB	Total	%
JADA	Japan Anti-Doping Agency	-	36	36	13%
AMADA	Azerbaijan National Anti-Doping Agency	6	23	29	11%
ADSE	Anti-Doping Sweden	1	25	26	10%
IOC	International Olympic Committee	-	25	25	9%
ADNO	Anti-Doping Norway	-	23	23	8%
HUNADO	Hungarian Anti-Doping Agency	-	23	23	8%
TADC	Turkish Anti Doping Commission	-	17	17	6%
NADA	German National Anti-Doping Agency	-	17	17	6%
UWW	United World Wrestling	-	17	17	6%
LTU-NADO	Lithuanian Anti-Doping Agency	-	15	15	5%
ANAD	Tunisia National Anti-Doping Agency	-	10	10	4%
BNADA	Belarus National Anti-Doping Agency	-	8	8	3%
IND-NADO	National Anti Doping Agency -India	-	7	7	3%
USADA	United States Anti-Doping Agency	-	4	4	1%
ADD	Anti Doping Denmark	-	4	4	1%
EGY-NADO	Egypt National Anti-doping Organization	-	3	3	1%
AFLD-NADO	French Anti-Doping Agency	-	2	2	1%
ANAD-Romania	Romanian National Anti-Doping Agency	-	2	2	1%
UZNADA	Uzbekistan National Anti-Doping Agency	-	2	2	1%
NADO ITALIA	Italian National Anti-Doping Agency	-	2	2	1%
CADC	Czech Anti-Doping Committee	-	1	1	0%
Totals		7	266	273	

Table 40: 2021 ABP Testing Figures - AIOWF Sport - Biathlon

ADAMS Code	Testing Authority (TA)	IC	OOB	Total	%
IBU	International Biathlon Union	169	790	959	54%
RUSADA	Russian National Anti-Doping Organization	34	133	167	9%
ADSE	Anti-Doping Sweden	-	84	84	5%
CHINADA	China Anti-Doping Agency	-	69	69	4%
SSI	Swiss Sport Integrity	2	54	56	3%
CCES	Canadian Centre for Ethics in Sport	-	52	52	3%
ADNO	Anti-Doping Norway	-	44	44	2%
NADA Austria	National Anti-Doping Agency Austria GmbH	-	40	40	2%
USADA	United States Anti-Doping Agency	-	34	34	2%
KAZ-NADO	Kazakhstan National Anti-Doping Organization	-	31	31	2%
FINCIS	Finnish Center for Integrity in Sports	-	30	30	2%
NADA	German National Anti-Doping Agency	-	29	29	2%
SLOADO	Slovenian Antidoping Organization	-	27	27	2%
AFLD-NADO	French Anti-Doping Agency	-	25	25	1%
NADC Ukraine	National Anti-doping Center of Ukraine	24	-	24	1%
SADA	Slovak Anti-Doping Agency	-	18	18	1%
NADO ITALIA	Italian National Anti-Doping Agency	-	17	17	1%
BUL-NADO	Anti-Doping Centre Bulgaria	-	14	14	1%
POLADA	Polish Anti-Doping Agency	-	11	11	1%
BNADA	Belarus National Anti-Doping Agency	-	10	10	1%
ESTCIS	Estonian Center for Integrity in Sports	-	7	7	0.4%
BEL-CFWB	French Community of Belgium NADO	-	7	7	0.4%
KADA	Korea Anti-Doping Agency	-	6	6	0.3%
IOC	International Olympic Committee	-	5	5	0.3%
CADC	Czech Anti-Doping Committee	-	4	4	0.2%
LTU-NADO	Lithuanian Anti-Doping Agency	-	3	3	0.2%
HUNADO	Hungarian Anti-Doping Agency	-	2	2	0.1%
UKAD	UK Anti-Doping	-	1	1	0.1%
SIA	Sport Integrity Australia	-	1	1	0.1%
LAT-NADO	Anti-Doping Bureau of Latvia	-	1	1	0.1%
Totals		229	1549	1778	

Table 41: 2021 ABP Testing Figures - AIOWF Sport - Bobsleigh

ADAMS Code	Testing Authority (TA)	IC	OOB	Total	%
SSI	Swiss Sport Integrity	-	66	66	78%
CMA Monaco	Monaco Anti-Doping Committee	-	10	10	12%
USADA	United States Anti-Doping Agency	-	3	3	4%
ANAD-Romania	Romanian National Anti-Doping Agency	-	3	3	4%
LOC	Liechtenstein Olympic Committee	-	2	2	2%
IBSF	International Bobsleigh and Skeleton Federation	-	1	1	1%
Totals		0	85	85	

Table 42: 2021 ABP Testing Figures - AIOWF Sport - Curling

ADAMS Code	Testing Authority (TA)	IC	OOC	Total	%
-	-	-	-	-	-
Totals		0	0	0	

Table 43: 2021 ABP Testing Figures - AIOWF Sport - Ice Hockey

ADAMS Code	Testing Authority (TA)	IC	OOC	Total	%
NADA Austria	National Anti-Doping Agency Austria GmbH	-	4	4	100%
Totals		0	4	4	

Table 44: 2021 ABP Testing Figures - AIOWF Sport - Luge

ADAMS Code	Testing Authority (TA)	IC	OOC	Total	%
SSI	Swiss Sport Integrity	-	4	4	100%
ANAD-Romania	Romanian National Anti-Doping Agency	-	4	4	100%
Totals		0	8	8	

Table 45: 2021 ABP Testing Figures - AIOWF Sport - Skating

ADAMS Code	Testing Authority (TA)	IC	OOB	Total	%
ISU	International Skating Union	487	356	843	59%
CHINADA	China Anti-Doping Agency	-	198	198	14%
RUSADA	Russian National Anti-Doping Organization	12	56	68	5%
DAN	Doping Authority Netherlands	4	49	53	4%
CCES	Canadian Centre for Ethics in Sport	-	50	50	3%
JADA	Japan Anti-Doping Agency	-	35	35	2%
NADO ITALIA	Italian National Anti-Doping Agency	-	30	30	2%
USADA	United States Anti-Doping Agency	-	29	29	2%
HUNADO	Hungarian Anti-Doping Agency	-	25	25	2%
ADNO	Anti-Doping Norway	6	19	25	2%
NADA	German National Anti-Doping Agency	-	15	15	1%
ADSE	Anti-Doping Sweden	-	15	15	1%
KAZ-NADO	Kazakhstan National Anti-Doping Organization	1	9	10	1%
POLADA	Polish Anti-Doping Agency	-	10	10	1%
KADA	Korea Anti-Doping Agency	-	8	8	1%
BNADA	Belarus National Anti-Doping Agency	-	6	6	0%
FINCIS	Finnish Center for Integrity in Sports	-	6	6	0%
SSI	Swiss Sport Integrity	-	3	3	0%
NADA Austria	National Anti-Doping Agency Austria GmbH	-	2	2	0%
ESTCIS	Estonian Center for Integrity in Sports	-	2	2	0%
AFLD-NADO	French Anti-Doping Agency	-	2	2	0.1%
LAT-NADO	Anti-Doping Bureau of Latvia	-	2	2	0.1%
CADC	Czech Anti-Doping Committee	-	1	1	0.1%
SIA	Sport Integrity Australia	-	1	1	0.1%
ADD	Anti Doping Denmark	-	1	1	0.1%
Totals		510	930	1,440	

Table 46: 2021 ABP Testing Figures - AIOWF Sport - Skiing

ADAMS Code	Testing Authority (TA)	IC	OOB	Total	%
FIS	International Ski Federation	58	1025	1083	45%
RUSADA	Russian National Anti-Doping Organization	12	251	263	11%
ADNO	Anti-Doping Norway	50	164	214	9%
FINCIS	Finnish Center for Integrity in Sports	2	136	138	6%
NADA	German National Anti-Doping Agency	62	65	127	5%
ADSE	Anti-Doping Sweden	2	110	112	5%
SSI	Swiss Sport Integrity	-	86	86	4%
CHINADA	China Anti-Doping Agency	-	83	83	3%
NADA Austria	National Anti-Doping Agency Austria GmbH	-	73	73	3%
USADA	United States Anti-Doping Agency	-	48	48	2%
KAZ-NADO	Kazakhstan National Anti-Doping Organization	-	32	32	1%
CCES	Canadian Centre for Ethics in Sport	-	26	26	1%
AFLD-NADO	French Anti-Doping Agency	-	23	23	1%
NADO ITALIA	Italian National Anti-Doping Agency	-	15	15	1%
SLOADO	Slovenian Antidoping Organization	-	14	14	1%
KADA	Korea Anti-Doping Agency	-	8	8	0%
JADA	Japan Anti-Doping Agency	-	7	7	0%
BNADA	Belarus National Anti-Doping Agency	-	5	5	0%
LOC	Liechtenstein Olympic Committee	-	5	5	0%
BEL-CFWB	French Community of Belgium NADO	-	4	4	0%
LAT-NADO	Anti-Doping Bureau of Latvia	-	4	4	0%
AGAD	Andorran Anti-doping Agency	-	4	4	0.2%
CMA Monaco	Monaco Anti-Doping Committee	-	4	4	0.2%
SIA	Sport Integrity Australia	-	3	3	0.1%
CADC	Czech Anti-Doping Committee	-	3	3	0.1%
POLADA	Polish Anti-Doping Agency	-	3	3	0.1%
ESTCIS	Estonian Center for Integrity in Sports	-	2	2	0.1%
UKAD	UK Anti-Doping	-	2	2	0.1%
BiH-NADO	Agency for Anti-Doping Control of Bosnia and Herzegovina	-	2	2	0.1%
SADA	Slovak Anti-Doping Agency	-	1	1	0.0%
ANAD-Romania	Romanian National Anti-Doping Agency	-	1	1	0.0%
TADC	Turkish Anti Doping Commission	-	1	1	0.04%
HUNADO	Hungarian Anti-Doping Agency	-	1	1	0.04%
Totals		186	2,211	2,397	

Table 47: Total 2021 ABP Testing Figures - ARISF Sports

Cricket		IC	OOB	Total	%
ADAMS Code	Testing Authority (TA)				
SIA	Sport Integrity Australia	-	6	6	100%
Totals		0	6	6	
Karate		IC	OOB	Total	%
ADAMS Code	Testing Authority (TA)				
JADA	Japan Anti-Doping Agency	-	10	10	56%
BNADA	Belarus National Anti-Doping Agency	-	5	5	28%
NADA	German National Anti-Doping Agency	-	2	2	11%
ANAD	Tunisia National Anti-Doping Agency	-	1	1	6%
Totals		0	18	18	
Kickboxing		IC	OOB	Total	%
ADAMS Code	Testing Authority (TA)				
ADSE	Anti-Doping Sweden	-	4	4	67%
ADNO	Anti-Doping Norway	-	2	2	33%
Totals		0	6	6	
Lifesaving		IC	OOB	Total	%
ADAMS Code	Testing Authority (TA)				
SIA	Sport Integrity Australia	-	7	7	100%
Totals		0	7	7	
Mountaineering and Climbing		IC	OOB	Total	%
ADAMS Code	Testing Authority (TA)				
-	-	-	-	-	-
Totals		0	0	0	
Muaythai		IC	OOB	Total	%
ADAMS Code	Testing Authority (TA)				
ADSE	Anti-Doping Sweden	-	11	11	100%
Totals		0	11	11	
Netball		IC	OOB	Total	%
ADAMS Code	Testing Authority (TA)				
SIA	Sport Integrity Australia	-	1	1	100%
Totals		0	1	1	

Table 48: Total 2021 ABP Testing Figures - ARISF Sports - continued

Orienteering		IC	OOC	Total	%
ADAMS Code	Testing Authority (TA)				
ADNO	Anti-Doping Norway	-	18	18	23%
ADSE	Anti-Doping Sweden	-	17	17	22%
SSI	Swiss Sport Integrity	-	16	16	21%
FINCIS	Finnish Center for Integrity in Sports	1	14	15	19%
ADD	Anti Doping Denmark	-	11	11	14%
Totals		1	76	77	

Powerboating		IC	OOC	Total	%
ADAMS Code	Testing Authority (TA)				
CMA Monaco	Monaco Anti-Doping Committee	-	4	4	100%
Totals		0	4	4	

Roller Sports		IC	OOC	Total	%
ADAMS Code	Testing Authority (TA)				
COL-NADO	Colombian NADO	-	13	13	45%
SSI	Swiss Sport Integrity	-	6	6	21%
KADA	Korea Anti-Doping Agency	-	6	6	21%
WSK	World Skate	2	1	3	10%
ADAK	Anti-Doping Agency of Kenya	-	1	1	3%
Totals		2	27	29	

Ski Mountaineering		IC	OOC	Total	%
ADAMS Code	Testing Authority (TA)				
SSI	Swiss Sport Integrity	-	23	23	41%
NADA	German National Anti-Doping Agency	-	17	17	30%
AFLD-NADO	French Anti-Doping Agency	-	11	11	20%
ISMF	International Ski Mountaineering Federation	-	3	3	5%
NADA Austria	National Anti-Doping Agency Austria GmbH	-	2	2	4%
Totals		0	56	56	

Softball		IC	OOC	Total	%
ADAMS Code	Testing Authority (TA)				
IOC	International Olympic Committee	-	1	1	100%
Totals		0	1	1	

Sport Climbing		IC	OOC	Total	%
ADAMS Code	Testing Authority (TA)				
JADA	Japan Anti-Doping Agency	-	2	2	100%
Totals		0	2	2	

Table 48: Total 2021 ABP Testing Figures - ARISF Sports - continued

Squash		IC	OOB	Total	%
ADAMS Code	Testing Authority (TA)				
WSF	World Squash Federation	-	9	9	75%
EGY-NADO	Egypt National Anti-doping Organization	-	3	3	25%
Totals		0	12	12	

Sumo		IC	OOB	Total	%
ADAMS Code	Testing Authority (TA)				
IFS-Sumo	International Sumo Federation	1	-	1	100%
Totals		1	0	1	

Surfing		IC	OOB	Total	%
ADAMS Code	Testing Authority (TA)				
HUNADO	Hungarian Anti-Doping Agency	-	2	2	100%
Totals		0	2	2	

Underwater Sports		IC	OOB	Total	%
ADAMS Code	Testing Authority (TA)				
HUNADO	Hungarian Anti-Doping Agency	-	1	1	100%
Totals		0	1	1	

Table 48: Total 2021 ABP Testing Figures - AIMS Sports

Bodybuilding					
ADAMS Code	Testing Authority (TA)	IC	OOB	Total	%
JADA	Japan Anti-Doping Agency	-	4	4	100%
Totals		0	4	4	

Ju-Jitsu					
ADAMS Code	Testing Authority (TA)	IC	OOB	Total	%
ADSE	Anti-Doping Sweden	-	5	5	83%
UAE-NADO	United Arab Emirates National Anti-Doping Agency	-	1	1	17%
Totals		0	6	6	

Powerlifting					
ADAMS Code	Testing Authority (TA)	IC	OOB	Total	%
EGY-NADO	Egypt National Anti-doping Organization	-	8	8	67%
CCES	Canadian Centre for Ethics in Sport	-	3	3	25%
IPF	International Powerlifting Federation	-	1	1	8%
Totals		0	12	12	

Table 49: Total 2021 ABP Testing Figures - Paralympic Sports

Para-Alpine Skiing		IC	OOB	Total	%
ADAMS Code	Testing Authority (TA)				
JADA	Japan Anti-Doping Agency	-	2	2	67%
AGAD	Andorran Anti-doping Agency	-	1	1	33%
		0	3	3	
Para-Athletics		IC	OOB	Total	%
ADAMS Code	Testing Authority (TA)				
IPC	International Paralympic Committee	19	185	204	55%
CCES	Canadian Centre for Ethics in Sport	-	27	27	7%
UKAD	UK Anti-Doping	-	24	24	6%
SSI	Swiss Sport Integrity	-	19	19	5%
FINCIS	Finnish Center for Integrity in Sports	-	15	15	4%
USADA	United States Anti-Doping Agency	-	10	10	3%
ETH-NADO	Ethiopian Anti doping Organization	-	10	10	3%
ANAD	Tunisia National Anti-Doping Agency	-	9	9	2%
SI	Sport Ireland	-	9	9	2%
DCAT	Doping Control Agency of Thailand	-	7	7	2%
JADA	Japan Anti-Doping Agency	-	7	7	2%
RUSADA	Russian National Anti-Doping Organization	-	5	5	1%
AMAD	Morocco National Anti-Doping Agency	-	4	4	1%
ADSE	Anti-Doping Sweden	-	3	3	1%
BNADA	Belarus National Anti-Doping Agency	-	3	3	1%
ESP-NADO	Spanish Commission for the Fight Against Doping in Sports (CELAD)	-	3	3	1%
ADAK	Anti-Doping Agency of Kenya	-	3	3	1%
TADC	Turkish Anti Doping Commission	-	2	2	1%
SIA	Sport Integrity Australia	-	2	2	1%
UGA-NADO	National Anti-Doping Organization of Uganda	-	2	2	0.5%
BEL-CFWB	French Community of Belgium NADO	-	2	2	0.5%
NADA	German National Anti-Doping Agency	-	2	2	0.5%
POLADA	Polish Anti-Doping Agency	-	1	1	0.3%
COL-NADO	Colombian NADO	-	1	1	0.3%
		19	355	374	

Table 49: Total 2021 ABP Testing Figures - Paralympic Sports (continued)

Para-Nordic Skiing		IC	OOB	Total	%
ADAMS Code	Testing Authority (TA)				
IPC	International Paralympic Committee	6	137	143	46%
RUSADA	Russian National Anti-Doping Organization	-	114	114	36%
CCES	Canadian Centre for Ethics in Sport	-	25	25	8%
JADA	Japan Anti-Doping Agency	-	9	9	3%
ADNO	Anti-Doping Norway	7	-	7	2%
KAZ-NADO	Kazakhstan National Anti-Doping Organization	-	7	7	2%
ADSE	Anti-Doping Sweden	-	3	3	1%
UKAD	UK Anti-Doping	-	2	2	1%
NADO ITALIA	Italian National Anti-Doping Agency	-	2	2	1%
USADA	United States Anti-Doping Agency	-	1	1	0.3%
SSI	Swiss Sport Integrity	-	1	1	0.3%
		13	301	314	

Para-Powerlifting		IC	OOB	Total	%
ADAMS Code	Testing Authority (TA)				
EGY-NADO	Egypt National Anti-doping Organization	-	8	8	73%
ADAK	Anti-Doping Agency of Kenya	-	3	3	27%
		0	11	11	

Para-Swimming		IC	OOB	Total	%
ADAMS Code	Testing Authority (TA)				
IPC	International Paralympic Committee	10	95	105	56%
USADA	United States Anti-Doping Agency	-	17	17	9%
CCES	Canadian Centre for Ethics in Sport	-	13	13	7%
BEL-CFWB	French Community of Belgium NADO	-	8	8	4%
AMADA	Azerbaijan National Anti-Doping Agency	-	8	8	4%
BNADA	Belarus National Anti-Doping Agency	1	6	7	4%
SSI	Swiss Sport Integrity	-	5	5	3%
NADO ITALIA	Italian National Anti-Doping Agency	-	5	5	3%
ADNO	Anti-Doping Norway	-	5	5	3%
TADC	Turkish Anti Doping Commission	-	2	2	1%
NADA	German National Anti-Doping Agency	2	-	2	1%
DAN	Doping Authority Netherlands	-	2	2	1%
COL-NADO	Colombian NADO	-	2	2	1%
ESP-NADO	Spanish Commission for the Fight Against Doping in Sports (CELAD)	-	1	1	1%
HUNADO	Hungarian Anti-Doping Agency	-	1	1	1%
UKAD	UK Anti-Doping	-	1	1	1%
ADD	Anti Doping Denmark	-	1	1	1%
ADAK	Anti-Doping Agency of Kenya	-	1	1	1%
ABCD	Brasilian Authority on Anti-Doping Control	-	1	1	1%
		13	174	187	

Table 50: Total 2021 ABP Testing Figures - Sports for Athletes with an Impairment

Aquatics			IC	OOB	Total	%
Discipline	ADAMS Code	Testing Authority (TA)				
INAS Swimming Sprint 100m or less	ADSE	Anti-Doping Sweden	-	1	1	100%
Totals			0	1	1	
Athletics			IC	OOB	Total	%
Discipline	ADAMS Code	Testing Authority (TA)				
CISS Long Distance 3000m and greater	ADAK	Anti-Doping Agency of Kenya	-	1	1	50%
CISS Sprint 400m or less	AFLD-NADO	French Anti-Doping Agency	-	1	1	50%
Totals			0	2	2	
Badminton			IC	OOB	Total	%
Discipline	ADAMS Code	Testing Authority (TA)				
Para-Badminton*	BWF	Badminton World Federation	-	1	1	100%
Totals			0	1	1	
Canoe			IC	OOB	Total	%
Discipline	ADAMS Code	Testing Authority (TA)				
Para-Canoe*	IPC	International Paralympic Committee	-	15	15	71%
	ICF	International Canoe Federation	-	2	2	10%
	ABCD	Brasilian Authority on Anti-Doping Control	-	1	1	5%
	HUNADO	Hungarian Anti-Doping Agency	-	1	1	5%
	FISA	World Rowing	-	1	1	5%
	AFLD-NADO	French Anti-Doping Agency	-	1	1	5%
Totals			0	21	21	

* Sports and disciplines under the governance of the respective ASOIF IFs.

Table 50: Total 2021 ABP Testing Figures - Sports for Athletes with an Impairment (continued)

Cycling Discipline	ADAMS Code	Testing Authority (TA)	IC	OOB	Total	%	
Cycling Mountain Bike	ADAS	Anti-Doping Agency of Serbia	-	1	1	0.3%	
	IPC	International Paralympic Committee	4	43	47		
	RUSADA	Russian National Anti-Doping Organization	2	41	43		
	NADO ITALIA	Italian National Anti-Doping Agency	-	22	22		
	BEL-CFWB	French Community of Belgium NADO	-	19	19		
	UKAD	UK Anti-Doping	-	17	17		
	UCI	International Cycling Union	-	14	14		
	CCES	Canadian Centre for Ethics in Sport	-	8	8		
	NADOF	NADO Flanders	-	8	8		
	Para-Cycling*	SI	Sport Ireland	-	4	4	50%
		SSI	Swiss Sport Integrity	-	3	3	
		ABCD	Brasilian Authority on Anti-Doping Control	1	2	3	
		ADSE	Anti-Doping Sweden	-	2	2	
		DAN	Doping Authority Netherlands	-	1	1	
		EOKAN	HADA - Hellenic Antidoping Agency	-	1	1	
		COL-NADO	Colombian NADO	-	1	1	
		POLADA	Polish Anti-Doping Agency	-	1	1	
SADA		Slovak Anti-Doping Agency	-	1	1		
USADA		United States Anti-Doping Agency	-	51	51		
Para-Cycling Road*	SI	Sport Ireland	-	25	25		
	UCI	International Cycling Union	-	20	20		
	SSI	Swiss Sport Integrity	-	19	19		
	NADOF	NADO Flanders	-	16	16		
	NADA	German National Anti-Doping Agency	-	14	14		
	ESP-NADO	Spanish Commission for the Fight Against Doping	-	9	9	44%	
	POLADA	Polish Anti-Doping Agency	-	5	5		
	DAN	Doping Authority Netherlands	-	4	4		
	SIA	Sport Integrity Australia	-	4	4		
	COL-NADO	Colombian NADO	-	2	2		
	IPC	International Paralympic Committee	-	1	1		
	HUNADO	Hungarian Anti-Doping Agency	-	1	1		
	AFLD-NADO	French Anti-Doping Agency	-	1	1		
Para-Cycling Track Endurance*	UCI	International Cycling Union	-	3	3		
	COL-NADO	Colombian NADO	-	2	2	2%	
	CHINADA	China Anti-Doping Agency	-	1	1		
	NADA	German National Anti-Doping Agency	-	1	1		
Para-Cycling Track Sprint*	SI	Sport Ireland	-	9	9		
	USADA	United States Anti-Doping Agency	-	2	2		
	IPC	International Paralympic Committee	-	1	1	4%	
	DAN	Doping Authority Netherlands	-	1	1		
	NADOF	NADO Flanders	-	1	1		
			7	382	389		
Para-Equestrian Discipline	ADAMS Code	Testing Authority (TA)	IC	OOB	Total	%	
Para-Equestrian*	CADC	Czech Anti-Doping Committee	-	1	1	100%	
Totals			0	1	1		

* Sports and disciplines under the governance of the respective ASOIF IFs.

Table 50: Total 2021 ABP Testing Figures - Sports for Athletes with an Impairment (continued)

ParaVolley Discipline	ADAMS Code	Testing Authority (TA)	IC	OOB	Total	%
ParaVolley Sitting	EGY-NADO	Egypt National Anti-doping Organization	-	5	5	100%
Totals			0	5	5	
Rowing Discipline	ADAMS Code	Testing Authority (TA)	IC	OOB	Total	%
Para-Rowing*	FISA	World Rowing	1	81	82	100%
	RUSADA	Russian National Anti-Doping Organization	2	22	24	
	IPC	International Paralympic Committee	-	19	19	
	NADO ITALIA	Italian National Anti-Doping Agency	-	12	12	
	DAN	Doping Authority Netherlands	-	6	6	
	UKAD	UK Anti-Doping	-	5	5	
	ADNO	Anti-Doping Norway	-	2	2	
	USADA	United States Anti-Doping Agency	-	1	1	
	NADA	German National Anti-Doping Agency	-	1	1	
Totals			3	149	152	
Tennis Discipline	ADAMS Code	Testing Authority (TA)	IC	OOB	Total	%
Wheelchair Tennis*	ITF	International Tennis Federation	-	90	90	100%
	IPC	International Paralympic Committee	-	6	6	
Totals			0	96	96	
Triathlon Discipline	ADAMS Code	Testing Authority (TA)	IC	OOB	Total	%
Para-Triathlon*	USADA	United States Anti-Doping Agency	-	35	35	23%
	RUSADA	Russian National Anti-Doping Organization	3	30	33	
	UKAD	UK Anti-Doping	-	12	12	
	World Triathlon	World Triathlon	-	12	12	
	SIA	Sport Integrity Australia	-	11	11	
	CCES	Canadian Centre for Ethics in Sport	-	10	10	
	IPC	International Paralympic Committee	-	8	8	
	JADA	Japan Anti-Doping Agency	-	7	7	
	NADO ITALIA	Italian National Anti-Doping Agency	-	4	4	
	ANAD	Tunisia National Anti-Doping Agency	-	3	3	
	SI	Sport Ireland	-	3	3	
	FINCIS	Finnish Center for Integrity in Sports	-	3	3	
	NADA	German National Anti-Doping Agency	-	2	2	
	ADD	Anti Doping Denmark	-	1	1	
	SADA	Slovak Anti-Doping Agency	-	1	1	
	HUNADO	Hungarian Anti-Doping Agency	-	1	1	
	AFLD-NADO	French Anti-Doping Agency	-	1	1	
BEL-CFWB	French Community of Belgium NADO	-	1	1		
SSI	Swiss Sport Integrity	-	1	1		
Totals			3	146	149	

* Sports and disciplines under the governance of the respective ASOIF IFs.

Table 51: Total 2021 ABP Testing Figures - Other Sports - Code Signatories

Australian Rules Football					
ADAMS Code	Testing Authority (TA)	IC	OOC	Total	%
SIA	Sport Integrity Australia	-	22	22	100%
Totals		0	22	22	
Brazilian Jiu-Jitsu - ADSE*					
ADAMS Code	Testing Authority (TA)	IC	OOC	Total	%
ADSE	Anti-Doping Sweden	-	7	7	32%
Totals		0	7	7	
Functional Fitness - ADNO*					
ADAMS Code	Testing Authority (TA)	IC	OOC	Total	%
ADNO	Anti-Doping Norway	-	15	15	68%
Totals		0	15	15	
Mixed Martial Arts - ADSE*					
ADAMS Code	Testing Authority (TA)	IC	OOC	Total	%
ADSE	Anti-Doping Sweden	-	3	3	14%
Totals		0	3	3	
Ironman Triathlon					
ADAMS Code	Testing Authority (TA)	IC	OOC	Total	%
IRONMAN	IRONMAN Group/WTC	-	93	93	67%
SSI	Swiss Sport Integrity	-	20	20	14%
SIA	Sport Integrity Australia	-	10	10	7%
ADD	Anti Doping Denmark	-	7	7	5%
UKAD	UK Anti-Doping	-	3	3	2%
AFLD-NADO	French Anti-Doping Agency	-	2	2	1%
DFSNZ	Drug Free Sport New Zealand	1	1	2	1%
BSADA	Bermuda Sport Anti Doping Authority	-	1	1	1%
ESP-NADO	Spanish Commission for the Fight Against Doping in Sports (CELAD)	-	1	1	0.7%
Totals		1	138	139	
Rugby League					
ADAMS Code	Testing Authority (TA)	IC	OOC	Total	%
UKAD	UK Anti-Doping	-	3	3	50%
ADAK	Anti-Doping Agency of Kenya	-	3	3	50%
Totals		0	6	6	
School Sports					
ADAMS Code	Testing Authority (TA)	IC	OOC	Total	%
World Athletics - AIU	World Athletics - Athletics Integrity Unit	-	1	1	17%
Totals		0	1	1	

* Although this Sport-Discipline is regulated by a Non-Code Signatory, WADA has specifically permitted the ADO to enter all relevant data in ADAMS as it has been confirmed and demonstrated that the ADO possesses Code-compliant Testing and Result Management Authority over this Sport-Discipline.

Table 51: Total 2021 ABP Testing Figures - Other Sports - Code Signatories (continued)

Aquatics (Military Disciplines)		IC	OOC	Total	%
ADAMS Code	Testing Authority (TA)				
SSI	Swiss Sport Integrity	-	1	1	50%
ALAD	Luxembourg NADO	-	1	1	50%
Totals		0	2	2	
Athletics (Military Disciplines)		IC	OOC	Total	%
ADAMS Code	Testing Authority (TA)				
ANAD	Tunisia National Anti-Doping Agency	-	1	1	33%
USADA	United States Anti-Doping Agency	-	1	1	33%
SSI	Swiss Sport Integrity	-	1	1	33%
Totals		0	3	3	
Biathlon (Military Disciplines)		IC	OOC	Total	%
ADAMS Code	Testing Authority (TA)				
SSI	Swiss Sport Integrity	-	1	1	50%
Totals		0	1	1	
Skating (Military Disciplines)		IC	OOC	Total	%
ADAMS Code	Testing Authority (TA)				
KAZ-NADO	Kazakhstan National Anti-Doping Organization	-	1	1	50%
Totals		0	1	1	
Athletics (University Disciplines)		IC	OOC	Total	%
ADAMS Code	Testing Authority (TA)				
World Athletics - AIU	World Athletics - Athletics Integrity Unit	-	1	1	33%
CHINADA	China Anti-Doping Agency	-	1	1	33%
Totals		0	2	2	
Canoe (University Disciplines)		IC	OOC	Total	%
ADAMS Code	Testing Authority (TA)				
ADAS	Anti-Doping Agency of Serbia	1	-	1	100%
Totals		1	0	1	
Roller Sports (University Disciplines)		IC	OOC	Total	%
ADAMS Code	Testing Authority (TA)				
COL-NADO	Colombian NADO	-	1	1	100%
Totals		0	1	1	
Skiing (University Disciplines)		IC	OOC	Total	%
ADAMS Code	Testing Authority (TA)				
AFLD-NADO	French Anti-Doping Agency	-	2	2	100%
Totals		0	2	2	

Table 51: Total 2021 ABP Testing Figures - Other Sports - Code Signatories (continued)

ADAMS Code	Triathlon (University Disciplines) Testing Authority (TA)	IC	OOC	Total	%
World Triathlon	World Triathlon	-	1	1	100%
Totals		0	1	1	