

2018 ANTI-DOPING TESTING FIGURES

Please click on the sub-report title to access it directly.

To print, please insert the pages indicated below.

[Executive Summary – pp. 2-8](#) (7 pages)

[Laboratory Report – pp. 9-36](#) (28 pages)

[Sport Report – pp. 37-161](#) (125 pages)

[Testing Authority Report – pp. 162-306](#) (145 pages)

[ABP Report-Blood Analysis – pp. 307-345](#) (39 pages)

EXECUTIVE SUMMARY

This Executive Summary is intended to assist stakeholders in navigating the data outlined within the 2018 Testing Figures Report (2018 Report) and to highlight overall trends.

The 2018 Report summarizes the results of all the samples WADA-accredited Laboratories analyzed and reported into WADA's Anti-Doping Administration and Management System (ADAMS) in 2018. This is the fourth set of global testing results since the 2015 World Anti-Doping Code (Code) came into effect. The 2018 Report – which includes this Executive Summary and sub-reports by Laboratory, Sport, Testing Authority (TA) and Athlete Biological Passport (ABP) Blood Analysis – includes in- and out-of-competition urine samples; blood and ABP blood data; and, the resulting Adverse Analytical Findings (AAFs) and Atypical Findings (ATFs).

REPORT HIGHLIGHTS

- A **6.9% increase in the overall number of samples** analyzed: 322,050 in 2017 to 344,177 in 2018.
- A **slight decrease in the total percentage of AAFs**: 1.43% in 2017 (4,596 AAFs from 322,050 samples) to 1.42% in 2018 (4,896 AAFs from 344,177 samples).
- About **60% of WADA-accredited Laboratories saw an increase** in the total number of samples recorded.
- An **increase in the total number and percentage of non-ABP blood samples** analyzed: 8.62% in 2017 (27,759 of 322,050) to 9.11% in 2018 (31,351 of 344,177).
- An **increase of 7% in the number of ABP blood samples** tested: 29,130 in 2017 to 31,261 in 2018.

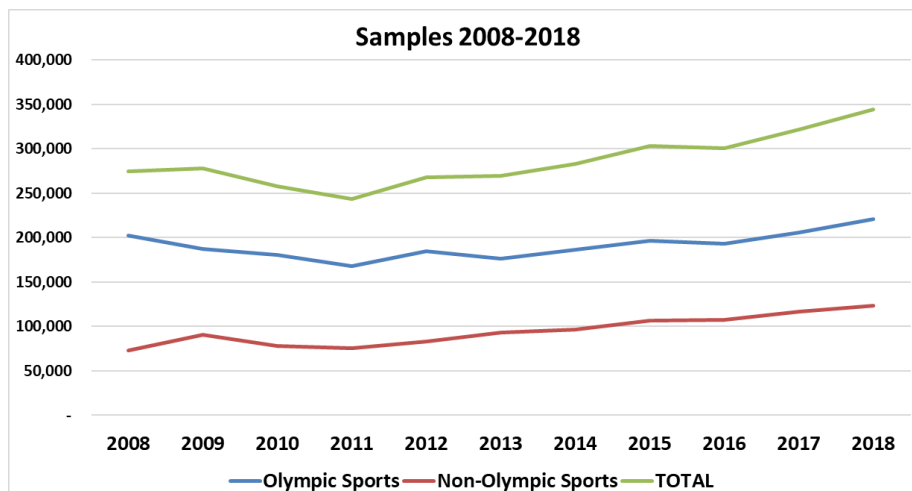
ADAMS USE

On 12 May 2016, WADA's Foundation Board decided to make it a mandatory requirement for Code Signatory Anti-Doping Organizations (ADOs) to enter all DCFs and TUEs into ADAMS no later than 15 business days after sample collection or receipt of a TUE decision. WADA's ADAMS System is a critical data-gathering tool for the anti-doping community, and the findings indicate that more and more individuals and organizations are entering testing data into it (56% in 2015, 87% in 2016, 91% in 2017 and 98% in 2018).

In addition, the figures of urine and blood samples (not including ABP samples) were compiled according to the 'Sample Collection Date' (and not the WADA-accredited Laboratory's 'Sample Reception Date'). This is a result of the efforts made by the WADA-accredited Laboratories to incorporate the collection date into their ADAMS reporting. The data was compiled using sample collection dates between 1 January and 31 December 2018.

OVERALL FINDINGS

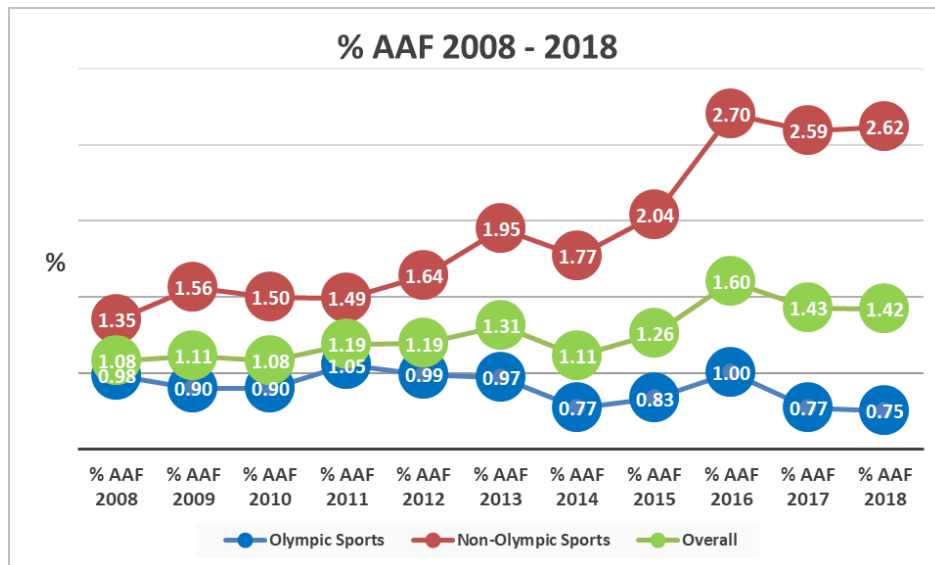
The 2018 data shows an increase of 6.9% in the number of overall samples analyzed from 322,050 in 2017 to 344,177 in 2018.



There was a slight increase in the percentage of total findings (AAFs and ATFs - combined) from 1.48% in 2017 to 1.49% in 2018.

In addition, the data shows a slight decrease in the percentage of AAFs – more commonly known as positive tests – from 1.43% in 2017 to 1.42% in 2018.

In 2018, the proportion of ATFs reported (223 ATFs in 344,177 samples) is relatively similar to 2017 (201 ATFs in 322,050 samples).



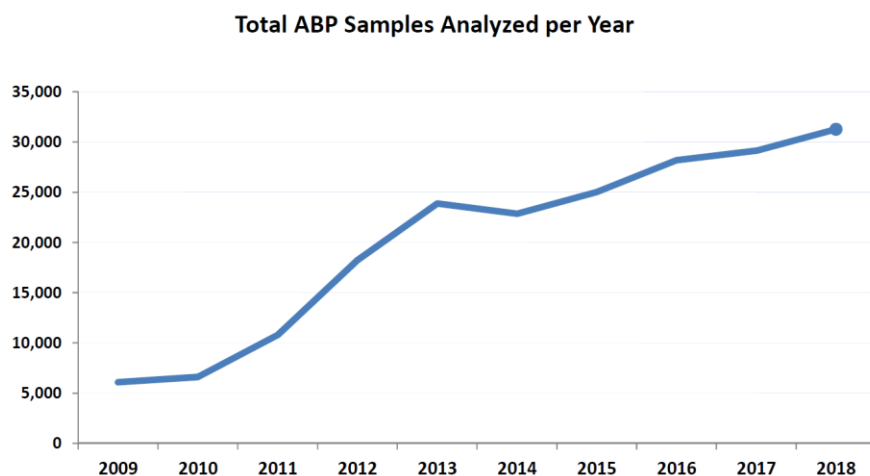
The results also show an increase in the number of (non-ABP) blood samples analyzed from 27,759 (2017) to 31,351 (2018).

INCREASED IMPLEMENTATION OF ABP

Blood ABP

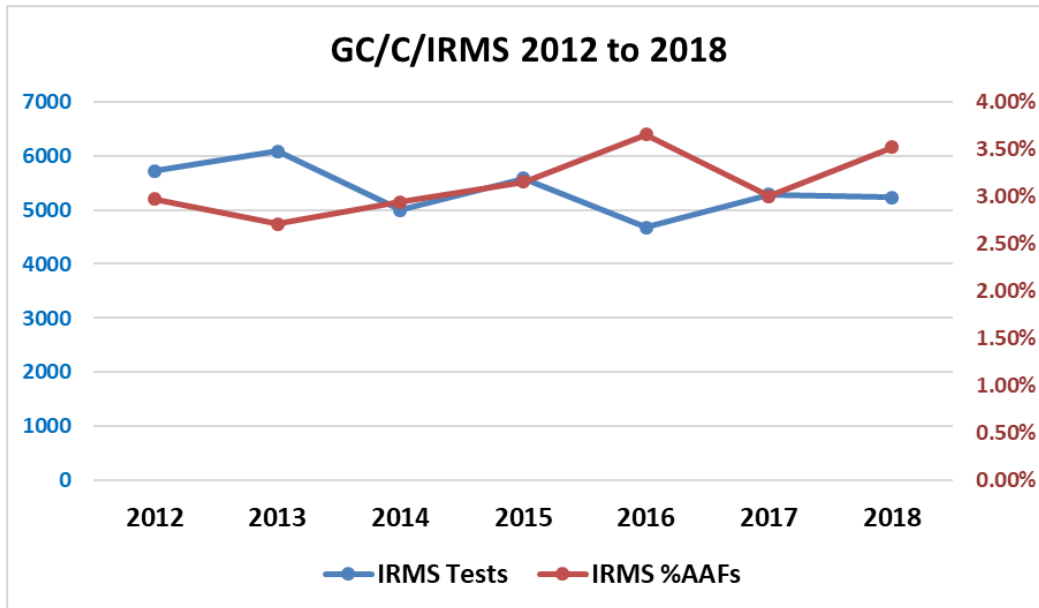
The number of International Federations (IFs) that included ABP blood testing was 26 in 2018 (compared to 24 in 2017) while the number of National Anti-Doping Organizations (NADOs) increased from 53 in 2017 to 59 in 2018. The number of Other Sports Organizations that included ABP blood testing increased from 6 in 2017 to 12 in 2018.

The total number of ABP samples grew by 7% over 2017 (29,130 in 2017 to 31,261 in 2018).



Steroidal ABP

The gas chromatography combustion isotope ratio mass spectrometry (GC/C/IRMS) analytical method is an important test connected to the steroidal module of the ABP. IRMS can be triggered by the ABP or requested by the TA based on other information. The number of AAFs from the application of this method has increased compared to 2017 (159 in 2017 and 184 in 2018) while the number of tests has slightly decreased in 2018 by 1% (5,279 tests in 2016 to 5,231 in 2018). Based on the relative percentage of AAFs in comparison to other methods, it is considered that the application of the GC/C/IRMS test remains, at 3.52% AAF, the analytical method with the highest proportion of AAFs.



INCREASED COMPLIANCE WITH THE TDSSA

The 2018 Report marks the fourth year that ADOs were required to incorporate the Technical Document for Sport Specific Analysis (TDSSA) into their testing programs.

The TDSSA is intended to ensure that three groups of prohibited substances (Erythropoietin Stimulating Agents (ESAs), Growth Hormone (GH) and GH Releasing Factors (GHRFs)), which are deemed to be at risk of abuse in certain sports/disciplines, are subject to an appropriate and consistent Minimum Level of Analysis by all ADOs.

The findings of the 2018 Report highlight that there was an increase of ADOs testing for these three groups of prohibited substances when compared to 2014 (the year prior to TDSSA implementation), 2015, 2016 and 2017 including:

- An increase in ESAs testing in both urine and blood samples (a large increase in urine and blood testing since 2015 continued with an 8% (urine) and 5.6% (blood) increase between 2017 and 2018).
- An increase in GH testing (a large increase in testing since 2015 continued with an 18% increase between 2017 and 2018).
- An increase in GHRFs testing (a notable increase in testing since 2014 continued with a 5.8% increase between 2017 and 2018).

Erythropoiesis Stimulating Agents (ESAs)

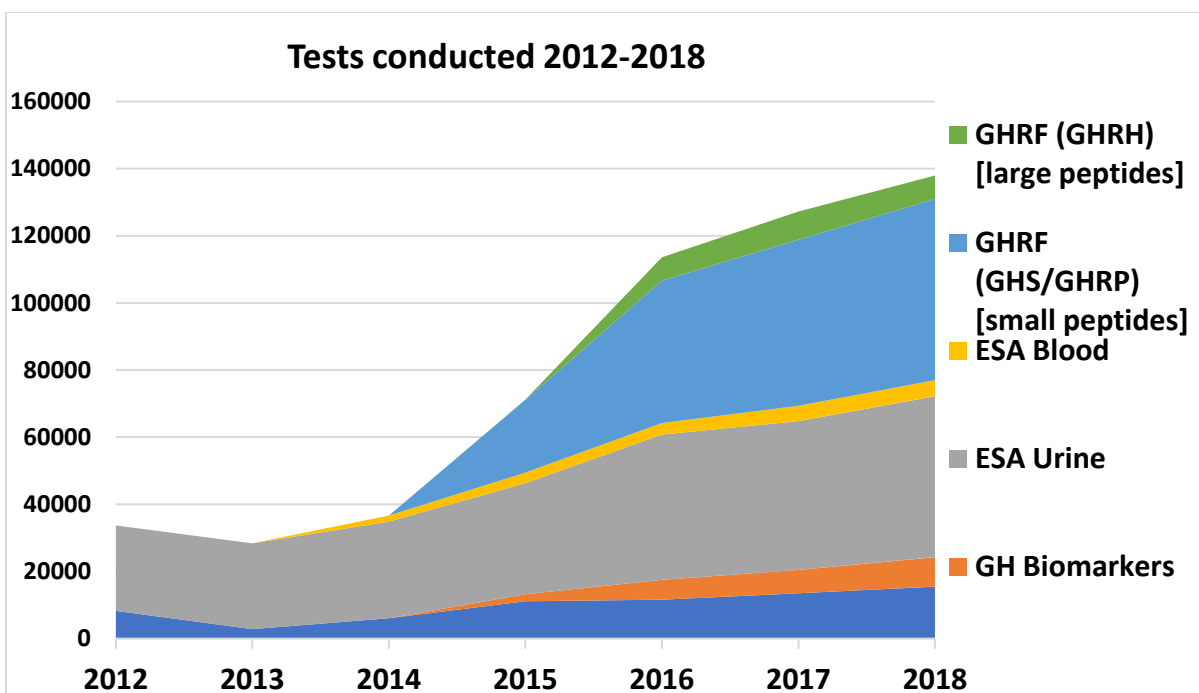
	ESAs Urine Tests	ESAs Blood Tests	AAFs Urine	AAFs Blood	AAFs Total	# of Sports	# of TAs
2018	47,955	4792	61	16	77	118	229
2017	44,322	4531	56	29	85	116	220
2016	43,246	3464	44	22	66	108	212
2015	32,999	3219	45	1	46	94	183

Growth Hormone (GH)

	GH Isoforms Tests	GH Biomarkers Tests	AAFs Total	# of Sports	# of TAs
2018	15,487	8755	2	99	137
2017	13,474	7008	0	90	124
2016	11,555	5983	6	68	111
2015	11,082	2182	4	74	103

Growth Hormone Releasing Factors (GHRFs)

	GHRFs Urine Tests	AAFs Total	# of Sports	# of TAs
2018	60,964	21	124	231
2017	57,869	19	119	218
2016	42,730	15	111	207
2015	21,654	14	88	145



The Sport segment of the 2018 Report includes more samples in ADAMS that are assigned to specified sport disciplines than in 2017, which suggests that TAs continue to incorporate the TDSSA-defined sport disciplines into their sample collection procedures and documentation and thereby enhances the ability to analyze such figures accurately.

The 2018 Report does not detail statistics on Anti-Doping Rule Violations (ADRVs). These results are included in a separate ADRVs Report, which details analytical and non-analytical cases and the outcomes of results management. The 2018 ADRVs Report will be published in 2020.

The figures include all analyses conducted in 2018 by the WADA-accredited Laboratories and by the WADA-approved Laboratories (approved by WADA to conduct blood analysis exclusively for the purposes of the ABP blood module).

In reading the 2018 Report, it is important to note that:

- One single result does not necessarily correspond to one athlete. Results may correspond to multiple findings regarding the same athlete or measurements performed on the same athlete, such as in the case of longitudinal studies of testosterone.
- The number of AAFs in the Report may not correspond with the number of ADRVs reported by ADOs. This is because all results are subject to a results management process conducted by ADOs, which includes matching results with Therapeutic Use Exemptions (TUEs) and/or longitudinal studies, which can result in no sanction.
- To help with the interpretation of the 2018 Report, a comprehensive [Question and Answer document](#) is available on WADA's website.

Table 1: Total Samples Analyzed (All Sports)*

A Samples Analyzed

Sport	Analyzed	AAFs ¹	(%)	ATFs ²	(%)	Total Findings ³	(%)
Olympic Sports ⁴	220,659	1,659	0.75%	153	0.07%	1,812	0.82%
Non-Olympic Sports ⁵	42,860	1,115	2.60%	59	0.14%	1,174	2.74%
Non-ADAMS Data ⁶	80,663	2,123	2.63%	12	0.01%	2,135	2.65%
TOTAL	344,182	4,897	1.42%	224	0.07%	5,121	1.49%

¹ The **Adverse Analytical Findings (AAF)** in this report are not to be confused with adjudicated or sanctioned Anti-Doping Rule Violations (ADRV). "Adverse Analytical Finding" is defined in the World Anti-Doping Code as "A report from a WADA -accredited laboratory or other WADA -approved laboratory that, consistent with the International Standard for Laboratories and related Technical Documents, identifies in a Sample the presence of a *Prohibited Substance* or its *Metabolites* or *Markers* (including elevated quantities of endogenous substances) or evidence of the use of a *Prohibited Method*." These figures may not be identical to sanctioned cases (number of ADRVs), as the figures given in this report may contain findings that underwent the Therapeutic Use Exemption (TUE) approval process for example.

² The **Atypical Findings (ATF)** in this report are not to be confused with adjudicated or sanctioned Anti-Doping Rule Violations (ADRV). "Atypical Finding" is defined in the World Anti-Doping Code as "A report from a WADA -accredited laboratory or other WADA -approved laboratory which requires further investigation as provided by the International Standard for Laboratories or related Technical Documents prior to the determination of an *Adverse Analytical Finding*." *Atypical Findings* may correspond to multiple measurements performed on the same *Athlete*, such as in cases of longitudinal studies on testosterone.

³ Includes *Adverse Analytical Findings (AAF)* and *Atypical Findings (ATF)*

⁴ Olympic sports in this table include sports classified under ASOIF and AIOWF.

⁵ Non-Olympic sports in this table includes sports classified as ARISF, AIMS, IPC, Sports for Athletes with an Impairment and Other Sports.

⁶ Non-ADAMS refers to anti-doping results that were not reported in ADAMS (e.g. North American professional leagues).

* These figures do not include blood samples taken for the ABP. Blood samples taken for the ABP can be found in "2018 Anti-Doping Testing Figures - Athlete Biological Passport (ABP) Report - Blood Analysis".

Table 2: Comparison of Years 2014 to 2018 - Olympic and Non-Olympic Figures

	2014	2015	2016	2017	2018	2018 vs 2017
	<i>A Samples Analyzed</i>	<i>A Samples Analyzed</i>	<i>A Samples Analyzed</i>	<i>A Samples Analyzed</i>	<i>A Samples Analyzed</i>	<i>A Samples Analyzed (% change)</i>
Olympic Sports*	186,739	196,581	193,345	205,405	220,659	+ 7.4%
Non-Olympic Sports**	96,565	106,788	107,220	116,645	123,523	+ 5.9%
TOTAL	283,304	303,369	300,565	322,050	344,182	+ 6.9%

	2014	2015	2016	2017	2018	2018 vs 2017
	<i>AAFs¹</i>	<i>AAFs¹</i>	<i>AAFs¹</i>	<i>AAFs¹</i>	<i>AAFs¹</i>	<i>AAFs² (% change)</i>
Olympic Sports*	1,440	1,634	1,927	1,575	1,659	+ 5.3%
Non-Olympic Sports**	1,713	2,175	2,895	3,021	3,238	+ 7.2%
TOTAL	3,153	3,809	4,822	4,596	4,897	+ 6.5%

	2014		2015		2016		2017		2018		2018 vs 2017
	<i>% AAFs¹</i>	<i>% Total Findings²</i>	<i>% AAFs¹</i>	<i>% Total Findings²</i>	<i>% AAFs¹</i>	<i>% Total Findings²</i>	<i>% AAFs¹</i>	<i>% Total Findings²</i>	<i>% AAFs¹</i>	<i>% Total Findings²</i>	<i>Total Findings²</i>
Olympic Sports*	0.77	0.99	0.83	1.64	1.00	1.26	0.77	0.82	0.75	0.82	0.0
Non-Olympic Sports**	1.77	2.09	2.04	2.52	2.70	2.81	2.59	2.64	2.62	2.68	0.04
Overall	1.11	1.36	1.26	1.49	1.60	1.81	1.43	1.48	1.42	1.49	0.01

* Olympic sport (ASOIF and AIOWF) data may include tests conducted in non-Olympic disciplines of the sport which are governed by an Olympic IF

** Includes non-Olympic sports data and non-ADAMS data (Table 5)

¹ The *Adverse Analytical Findings (AAFs)* in this table are not to be confused with adjudicated or sanctioned *Anti-Doping Rule Violations (ADRVs)*. These figures may not be identical to sanctioned cases, as the figures given in this report may contain findings that underwent the Therapeutic Use Exemption (TUE) approval process for example.

² Includes *Adverse Analytical Findings (AAF)* and *Atypical Findings (ATF)*

Table 3: Summary - Total Samples Analyzed

	Samples	ATF	AAF
ADAMS Urine Total	239,024	188	2,750
ADAMS Blood Total	24,495	23	21
ABP Total ¹	31,265	-	-
non-ADAMS Urine Total	73,806	12	2,126
non-ADAMS Blood Total	6,857	-	-
	375,447	223	4,897

¹ ABP total in Table 3 also includes ABP samples analyzed by WADA-approved laboratories in Moscow (Russia), Bogota (Colombia), Bloemfontein (South Africa), Cairo (Egypt), Nairobi (Kenya) and Auckland (New Zealand). Please refer to the ABP Report.



2018 Anti-Doping Testing Figures by Laboratory

Table of Contents

Total Samples Analyzed

- Table 1 : Summary - Samples Analyzed per Laboratory (as reported in ADAMS)
- Table 2 : Summary - Samples Analyzed per Laboratory (not reported in ADAMS)
- Table 3 : Total IC and OOC Samples Analyzed per Laboratory (as reported in ADAMS)
- Table 4 : Total IC and OOC Samples Analyzed per Laboratory (not reported in ADAMS)

Tests Conducted

- Table 5 : GC/C/IRMS Tests Conducted per Laboratory for Markers of the Steroid Profile (Urine)
- Table 6 : GC/C/IRMS Tests Conducted per Laboratory for 19-norandrosterone (Urine)
- Table 7 : GC/C/IRMS Tests Conducted per Laboratory for Boldenone and/or metabolite(s)
- Table 8 : ESA Tests Conducted per Laboratory (Urine)
- Table 9 : ESA Tests Conducted per Laboratory (Blood)
- Table 10 : GHRF(GHS/GHRP) Tests Conducted per Laboratory (Urine)
- Table 11 : GHRF(GHRH) Tests Conducted per Laboratory (Urine)
- Table 12 : GnRH Tests Conducted per Laboratory (Urine)
- Table 13 : Insulin Tests Conducted per Laboratory (Urine and Blood)
- Table 14 : IGF-I Analogs Tests Conducted per Laboratory (Urine and Blood)
- Table 15 : hGH Isoforms Tests Conducted per Laboratory (Blood)
- Table 16 : hGH Biomarkers Tests Conducted per Laboratory (Blood)
- Table 17 : HBOC Tests Conducted per Laboratory (Blood)
- Table 18 : HBT (Transfusion) Tests Conducted per Laboratory (Blood)

Substances Identified

- Table 19 : Summary - Substances Identified as AAFs in Each Drug Class in ADAMS (All Sports)
- Table 20 : Summary - Substances Identified as ATFs in Each Drug Class in ADAMS (All Sports)
- Table 21 : Substances Identified as AAFs in Each Drug Class in ADAMS (All Sports)
- Table 22 : Substances Identified as ATFs in Each Drug Class in ADAMS (All Sports)
- Table 23 : Total Laboratory AAFs per Drug Class as Reported in ADAMS (All Sports)

Terms and Abbreviations

IC	In-Competition
OOOC	Out-of-Competition
Sample	Any biological material collected for the purposes of Doping Control*
AAF	Adverse Analytical Finding
ATF	Atypical Finding

GC/C/IRMS	Gas Chromatograph/Carbon/Isotope Ratio Mass Spectrometry (e.g. "IRMS")
ESA	Erythropoiesis Stimulating Agent**
hGH Isoforms	Human Growth Hormone Isoform Differential Immunoassay
hGH Biomarkers	Human Growth Hormone Biomarkers
GHRF (GHS/GHRP)	Growth Hormone Releasing Factors (Growth Hormone Secretagogues/GH-Releasing Peptides)
GHRF (GHRH)	Growth Hormone Releasing Factors (Growth Hormone Releasing Hormone)
GnRH	Gonadotrophin Releasing Hormones
HBT	Homologous Blood Transfusion
HBOC	Haemoglobin Based Oxygen Carrier
IGF-I	Insulin-like Growth Factor-I (and its analogues)
ABP	Athlete Biological Passport

IOC	International Olympic Committee
ASOIF	Association of Summer Olympic International Federations
AIOWF	Association of International Olympic Winter Sports Federations
ARISF	Association of IOC Recognized International Sports Federations
AIMS	Alliance of Independent Recognised Members of Sport
NADO	National Anti-Doping Organization
RADO	Regional Anti-Doping Organization
NOC	National Olympic Committee
MEO	Major Event Organization
IF	International Federation
NF	National Federation
IPC	International Paralympic Committee***

ADAMS	Anti-Doping Administration and Management System
TA	Testing Authority
SCA	Sample Collection Authority

- a "dash" represents "0" (no data) in tables compiling the number of Samples, ATFs or AAFs

(R) A discipline which is discontinued in ADAMS based on request of the governing IF, being an event under an existing discipline or being no longer necessary for administrative purposes

* Biological material limited to urine and blood in this report

** Including recombinant erythropoietins (i.e. epoetins) and their analogues (e.g. darbepoetin, pegserpoetin, peginesatide, CERA, EPO-Fc)

*** Limited to sport/disciplines under the governance of the IPC (others are compiled under the category "Sports for Athletes with an Impairment").

Table 1: Summary - Samples Analyzed per Laboratory (as reported in ADAMS)

Laboratory	Urine			Blood			Total % AAF	ABP Samples ¹	Total Samples
	Samples	ATF	AAF	Samples	ATF	AAF			
Ankara, Turkey	3751	-	59	99	-	-	1.53%	578	4,428
Athens, Greece ²	3365	5	31	85	-	-	0.90%	-	3,450
Bangkok, Thailand ²	2638	3	36	7	-	-	1.36%	-	2,645
Barcelona, Spain	5401	14	75	477	-	-	1.28%	1529	7,407
Beijing, China	14443	20	82	2097	3	-	0.50%	932	17,472
Bloemfontein, South Africa ²	377	-	1	10	-	-	0.26%	567	954
Bogota, Colombia	-	-	-	-	-	-	-	118	118
Cologne, Germany	21873	4	208	3615	-	-	0.82%	3796	29,284
New Delhi, India	7190	7	162	318	-	-	2.16%	34	7,542
Doha, Qatar	6004	7	70	207	-	-	1.13%	98	6,309
Dresden, Germany	14975	8	152	1782	-	-	0.91%	1781	18,538
Ghent, Belgium	9131	2	156	420	-	-	1.63%	1408	10,959
Havana, Cuba ²	3831	2	29	41	-	-	0.75%	-	3,872
Helsinki, Finland	2704	2	11	361	3	1	0.39%	518	3,583
Lausanne, Switzerland	10760	13	75	2286	-	-	0.57%	4391	17,437
London, UK	10227	6	53	1467	1	-	0.45%	893	12,587
Los Angeles, USA ²	5373	4	96	1	-	-	1.79%	-	5,374
Madrid, Spain	6440	6	74	665	1	6	1.13%	1298	8,403
Montreal, Canada	10092	8	152	795	8	2	1.41%	752	11,639
Oslo, Norway	4244	1	41	487	-	-	0.87%	1130	5,861
Paris, France	10900	23	174	735	1	5	1.54%	1133	12,768
Rio de Janeiro, Brazil	8262	9	64	411	4	1	0.75%	211	8,884
Rome, Italy	8954	2	107	1423	-	2	1.05%	549	10,926
Seibersdorf, Austria	16848	3	179	1683	-	-	0.97%	1622	20,153
Seoul, Korea	7851	2	92	1023	-	-	1.04%	548	9,422
Stockholm, Sweden	9631	9	118	639	1	-	1.15%	1083	11,353
Sydney, Australia	7867	3	70	813	-	-	0.81%	784	9,464
Mexico City, Mexico	3292	3	120	37	-	-	3.60%	36	3,365
Tokyo, Japan	7732	1	22	242	-	-	0.28%	279	8,253
Salt Lake City, USA	9326	3	130	1405	1	4	1.25%	2516	13,247
Warsaw, Poland	5542	18	111	864	-	-	1.73%	429	6,835
Totals	239,024	188	2,750	24,495	23	21		29,013	292,532

¹ ABP total does not include the ABP samples analyzed by the WADA-approved laboratories in Egypt, Kenya, New Zealand or Russia (please refer to ABP Report)

² Not accredited to conduct blood analyses in support of the haematological module of the Athlete Biological Passport (ABP) in 2018.

Table 2: Total Samples Analyzed per Laboratory (not reported in ADAMS)

Laboratory	Urine			Blood			Total Samples	% AAF
	Samples	ATF	AAF	Samples	ATF	AAF		
Salt Lake City, USA	28043	-	1263	2754	-	-	30,797	4.1%
Montreal, Canada	18649	-	395	2331	-	-	20,980	1.9%
Los Angeles, USA	27114	12	468	1772	-	-	28,886	1.6%
Totals	73806	12	2126	6857	0	0	80,663	

Table 3: Total IC and OOC Samples Analyzed per Laboratory (as reported in ADAMS)

Laboratory	Urine						Blood ¹						Total Samples
	IC			OOO			IC			OOO			
	Samples	ATF	AAF	Samples	ATF	AAF	Samples	ATF	AAF	Samples	ATF	AAF	
Ankara, Turkey	2678	-	53	1073	-	6	61	-	-	38	-	-	3,850
Athens, Greece	2202	1	26	1163	4	5	22	-	-	63	-	-	3,450
Bangkok, Thailand	1093	-	17	1545	3	19	7	-	-	-	-	-	2,645
Barcelona, Spain	3347	9	57	2054	5	18	102	-	-	375	-	-	5,878
Beijing, China	6662	10	58	7781	10	24	429	1	-	1668	2	-	16,540
Bloemfontein, South Africa	264	-	1	113	-	-	-	-	-	10	-	-	387
Cologne, Germany	10466	3	152	11407	1	56	1076	-	-	2539	-	-	25,488
New Delhi, India	3825	3	140	3365	4	22	93	-	-	225	-	-	7,508
Doha, Qatar	3864	4	50	2140	3	20	62	-	-	145	-	-	6,211
Dresden, Germany	7470	5	116	7505	3	36	374	-	-	1408	-	-	16,757
Ghent, Belgium	6342	2	136	2789	-	20	185	-	-	235	-	-	9,551
Havana, Cuba	2687	2	16	1144	-	13	28	-	-	13	-	-	3,872
Helsinki, Finland	1441	2	9	1263	-	2	108	-	-	253	3	1	3,065
Lausanne, Switzerland	4642	4	50	6118	9	25	517	-	-	1769	-	-	13,046
London, UK	3831	1	32	6396	5	21	93	-	-	1374	1	-	11,694
Los Angeles, USA	2196	-	57	3177	4	39	-	-	-	1	-	-	5,374
Madrid, Spain	5041	5	73	1399	1	1	363	-	5	302	1	1	7,105
Montreal, Canada	5589	4	120	4503	4	32	297	1	2	498	7	-	10,887
Oslo, Norway	2023	1	30	2221	-	11	45	-	-	442	-	-	4,731
Paris, France	6574	13	154	4326	10	20	222	1	4	513	-	1	11,635
Rio de Janeiro, Brazil	7119	3	56	1143	6	8	117	3	1	294	1	-	8,673
Rome, Italy	6761	2	98	2193	-	9	535	-	-	888	-	2	10,377
Seibersdorf, Austria	8960	2	155	7888	1	24	349	-	-	1334	-	-	18,531
Seoul, Korea	4877	1	78	2974	1	14	418	-	-	605	-	-	8,874
Stockholm, Sweden	4067	1	89	5564	8	29	71	-	-	568	1	-	10,270
Sydney, Australia	4176	1	53	3691	2	17	84	-	-	729	-	-	8,680
Mexico City, Mexico	1598	-	91	1694	3	29	13	-	-	24	-	-	3,329
Tokyo, Japan	5012	1	21	2720	-	1	26	-	-	216	-	-	7,974
Salt Lake City, USA	4280	2	77	5046	1	53	296	-	1	1109	1	3	10,731
Warsaw, Poland	2876	5	71	2666	13	40	80	-	-	784	-	-	6,406
Totals	131,963	87	2,136	107,061	101	614	6,073	6	13	18,422	17	8	263,519

Table 4: Total IC and OOC Samples Analyzed per Laboratory (not reported in ADAMS)

Laboratory	Urine						Blood ¹						Total
	IC			OOO			IC			OOO			
	Samples	ATF	AAF	Samples	ATF	AAF	Samples	ATF	AAF	Samples	ATF	AAF	
Salt Lake City, USA	635	-	34	27408	-	1229	8	-	-	2746	-	-	30,797
Montreal, Canada	13450	-	279	5199	-	116	-	-	-	2331	-	-	20,980
Los Angeles, USA	2328	-	112	24786	12	356	-	-	-	1772	-	-	28,886
Totals	16,413	0	425	57,393	12	1701	8	0	0	6,849	0	0	80,663

¹ These figures do not include blood samples taken for the Athlete Biological Passport (ABP).

Table 5: GC/C/IRMS Tests Conducted per Laboratory for Markers of the Steroid Profile (Urine)
GC/C/IRMS

Laboratory	IC		OOC		Total Samples	Total AAFs	% AAF
	Samples	AAF	Samples	AAF			
Ankara, Turkey	44	5	13	-	57	5	9%
Athens, Greece	-	-	2	-	2	-	0%
Bangkok, Thailand	2	-	23	16	25	16	64%
Barcelona, Spain	98	3	50	1	148	4	3%
Beijing, China	59	-	44	-	103	-	0%
Bloemfontein, South Africa	6	-	-	-	6	-	0%
Cologne, Germany	270	18	234	8	504	26	5%
New Delhi, India	42	5	25	3	67	8	12%
Doha, Qatar	147	4	77	4	224	8	4%
Dresden, Germany	92	2	84	2	176	4	2%
Ghent, Belgium	122	5	41	2	163	7	4%
Havana, Cuba	1	-	2	-	3	-	0%
Helsinki, Finland	-	-	-	-	-	-	n/a
Lausanne, Switzerland	56	1	156	2	212	3	1%
London, UK	15	4	36	-	51	4	8%
Los Angeles, USA	101	7	217	3	318	10	3%
Madrid, Spain	109	3	26	-	135	3	2%
Montreal, Canada	235	9	237	7	472	16	3%
Oslo, Norway	47	2	67	1	114	3	3%
Paris, France	118	10	73	4	191	14	7%
Rio de Janeiro, Brazil	205	7	79	-	284	7	2%
Rome, Italy	241	5	133	3	374	8	2%
Seibersdorf, Austria	210	4	243	1	453	5	1%
Seoul, Korea	61	2	77	1	138	3	2%
Stockholm, Sweden	2	-	1	-	3	-	0%
Sydney, Australia	97	3	77	3	174	6	3%
Mexico City, Mexico	20	1	13	-	33	1	3%
Tokyo, Japan	51	-	23	-	74	-	0%
Salt Lake City, USA	293	7	300	9	593	16	3%
Warsaw, Poland	57	3	70	3	127	6	5%
Totals	2801	110	2423	73	5224	183	3.50%

Table 6: GC/C/IRMS Tests Conducted per Laboratory for 19-norandrosterone (Urine)

Laboratory	GC/C/IRMS				Total Samples	Total AAFs	% AAF
	IC		OOC				
	Samples	AAF	Samples	AAF			
Ankara, Turkey	-	-	-	-	-	-	n/a
Athens, Greece	-	-	-	-	-	-	n/a
Bangkok, Thailand	-	-	-	-	-	-	n/a
Barcelona, Spain	-	-	-	-	-	-	n/a
Beijing, China	-	-	1	1	1	1	100%
Bloemfontein, South Africa	-	-	-	-	-	-	n/a
Cologne, Germany	7	5	1	-	8	5	63%
New Delhi, India	3	1	2	-	5	1	20%
Doha, Qatar	-	-	-	-	-	-	n/a
Dresden, Germany	-	-	-	-	-	-	n/a
Ghent, Belgium	6	-	2	-	8	-	0%
Havana, Cuba	-	-	-	-	-	-	n/a
Helsinki, Finland	-	-	-	-	-	-	n/a
Lausanne, Switzerland	6	2	1	-	7	2	29%
London, UK	-	-	-	-	-	-	n/a
Los Angeles, USA	-	-	-	-	-	-	n/a
Madrid, Spain	-	-	-	-	-	-	n/a
Montreal, Canada	19	3	8	2	27	5	19%
Oslo, Norway	-	-	-	-	-	-	n/a
Paris, France	1	-	-	-	1	-	n/a
Rio de Janeiro, Brazil	7	1	2	2	9	3	33%
Rome, Italy	6	1	6	3	12	4	33%
Seibersdorf, Austria	-	-	-	-	-	-	n/a
Seoul, Korea	5	5	-	-	5	5	100%
Stockholm, Sweden	-	-	-	-	-	-	n/a
Sydney, Australia	-	-	-	-	-	-	n/a
Mexico City, Mexico	-	-	-	-	-	-	n/a
Tokyo, Japan	-	-	-	-	-	-	n/a
Salt Lake City, USA	1	-	-	-	1	-	0%
Warsaw, Poland	-	-	-	-	-	-	n/a
Totals	61	18	23	8	84	26	31.0%

Table 7: GC/C/IRMS Tests Conducted per Laboratory for Boldenone, Formestane and Others

GC/C/IRMS Boldenone and/or metabolite(s)

Laboratory	IC		OOC		Total Samples	Total AAFs	% AAF
	Samples	AAF	Samples	AAF			
Ankara, Turkey	-	-	-	-	-	-	n/a
Athens, Greece	-	-	-	-	-	-	n/a
Bangkok, Thailand	-	-	-	-	-	-	n/a
Barcelona, Spain	-	-	-	-	-	-	n/a
Beijing, China	2	-	-	-	2	-	0%
Bloemfontein, South Africa	-	-	-	-	-	-	n/a
Cologne, Germany	5	3	2	-	7	3	43%
New Delhi, India	1	1	-	-	1	1	100%
Doha, Qatar	-	-	-	-	-	-	n/a
Dresden, Germany	-	-	-	-	-	-	n/a
Ghent, Belgium	2	2	-	-	2	2	100%
Havana, Cuba	-	-	-	-	-	-	n/a
Helsinki, Finland	-	-	-	-	-	-	n/a
Lausanne, Switzerland	4	1	2	-	6	1	17%
London, UK	-	-	-	-	-	-	n/a
Los Angeles, USA	-	-	-	-	-	-	n/a
Madrid, Spain	-	-	-	-	-	-	n/a
Montreal, Canada	9	6	12	4	21	10	48%
Oslo, Norway	-	-	-	-	-	-	n/a
Paris, France	8	5	6	1	14	6	43%
Rio de Janeiro, Brazil	-	-	-	-	-	-	n/a
Rome, Italy	13	5	7	4	20	9	45%
Seibersdorf, Austria	-	-	-	-	-	-	n/a
Seoul, Korea	-	-	2	1	2	1	50%
Stockholm, Sweden	-	-	-	-	-	-	n/a
Sydney, Australia	-	-	-	-	-	-	n/a
Mexico City, Mexico	-	-	-	-	-	-	n/a
Tokyo, Japan	-	-	-	-	-	-	n/a
Salt Lake City, USA	-	-	1	1	1	1	100%
Warsaw, Poland	-	-	-	-	-	-	n/a
Totals	44	23	32	11	76	34	44.7%

GC/C/IRMS Formestane

Laboratory	IC		OOC		Total Samples	Total AAFs	% AAF
	Samples	AAF	Samples	AAF			
Ghent, Belgium	-	-	2	-	2	-	0%
Lausanne, Switzerland	1	-	-	-	1	-	0%
London, UK	1	-	3	-	4	-	0%
Montreal, Canada	1	-	2	-	3	-	0%
Paris, France	-	-	2	-	2	-	0%
Rio de Janeiro, Brazil	1	-	-	-	1	-	0%
Rome, Italy	1	-	1	-	2	-	0%
Totals	5	0	10	0	15	0	-

GC/C/IRMS Prednisone/Prednisolone

Laboratory	IC		OOC		Total Samples	Total AAFs	% AAF
	Samples	AAF	Samples	AAF			
Montreal, Canada	3	3	-	-	3	3	100%
Totals	3	3	0	0	3	3	100%

Table 8: ESA Tests Conducted per Laboratory (Urine)

ESAs (including recombinant EPOs and analogues)

Urine

Laboratory	IC		OOC		Total		% AAF
	Samples	AAF	Samples	AAF	Samples	AAFs	
Ankara, Turkey	142	1	206	-	348	1	0.3%
Athens, Greece	478	-	263	-	741	-	0%
Bangkok, Thailand	85	-	75	-	160	-	0%
Barcelona, Spain	668	-	819	-	1487	-	0%
Beijing, China	1083	2	1399	1	2482	3	0.1%
Bloemfontein, South Africa	34	-	19	-	53	-	0%
Cologne, Germany	1853	2	4219	3	6072	5	0.1%
New Delhi, India	429	1	499	-	928	1	0.1%
Doha, Qatar	526	1	651	1	1177	2	0.2%
Dresden, Germany	1605	-	2404	1	4009	1	0%
Ghent, Belgium	1306	1	827	1	2133	2	0.1%
Havana, Cuba	193	-	93	-	286	-	0%
Helsinki, Finland	195	-	297	-	492	-	0%
Lausanne, Switzerland	1057	-	1742	-	2799	-	0%
London, UK	478	-	1629	-	2107	-	0%
Los Angeles, USA	282	1	641	-	923	1	0.1%
Madrid, Spain	1292	4	401	-	1693	4	0.2%
Montreal, Canada	647	2	1097	-	1744	2	0.1%
Oslo, Norway	218	-	505	-	723	-	0%
Paris, France	1237	6	731	1	1968	7	0.4%
Rio de Janeiro, Brazil	1079	2	388	-	1467	2	0.1%
Rome, Italy	1482	5	665	3	2147	8	0.4%
Seibersdorf, Austria	1982	6	2051	5	4033	11	0.3%
Seoul, Korea	420	-	600	-	1020	-	0%
Stockholm, Sweden	552	1	917	-	1469	1	0.1%
Sydney, Australia	351	1	643	-	994	1	0.1%
Mexico City, Mexico	130	-	78	-	208	-	0%
Tokyo, Japan	870	-	411	-	1281	-	0%
Salt Lake City, USA	738	3	1234	4	1972	7	0.4%
Warsaw, Poland	540	1	499	1	1039	2	0.2%
Totals	21952	40	26003	21	47955	61	0.13%

Table 9: ESA Tests Conducted per Laboratory (Blood)

ESAs (including recombinant EPOs and analogues)
Blood

Laboratory	IC		OOC		Total		% AAF
	Samples	AAF	Samples	AAF	Samples	AAFs	
Ankara, Turkey	-	-	-	-	-	-	n/a
Athens, Greece	-	-	-	-	-	-	n/a
Bangkok, Thailand	-	-	-	-	-	-	n/a
Barcelona, Spain	10	-	37	-	47	-	0%
Beijing, China	76	-	445	-	521	-	0%
Bloemfontein, South Africa	-	-	-	-	-	-	n/a
Cologne, Germany	165	-	637	-	802	-	0%
New Delhi, India	-	-	-	-	-	-	n/a
Doha, Qatar	-	-	6	-	6	-	0%
Dresden, Germany	60	-	200	-	260	-	0%
Ghent, Belgium	11	-	24	-	35	-	0%
Havana, Cuba	-	-	-	-	-	-	n/a
Helsinki, Finland	5	-	21	-	26	-	0%
Lausanne, Switzerland	94	-	340	-	434	-	0%
London, UK	22	-	35	-	57	-	0%
Los Angeles, USA	-	-	-	-	-	-	n/a
Madrid, Spain	106	5	51	-	157	5	3.2%
Montreal, Canada	64	-	110	-	174	-	0%
Oslo, Norway	5	-	79	-	84	-	0%
Paris, France	110	4	128	1	238	5	2.1%
Rio de Janeiro, Brazil	92	-	155	-	247	-	0%
Rome, Italy	182	-	200	2	382	2	0.5%
Seibersdorf, Austria	83	-	261	-	344	-	0%
Seoul, Korea	155	-	214	-	369	-	0%
Stockholm, Sweden	4	-	163	-	167	-	0%
Sydney, Australia	26	-	49	-	75	-	0%
Mexico City, Mexico	10	-	22	-	32	-	0%
Tokyo, Japan	16	-	77	-	93	-	0%
Salt Lake City, USA	56	1	167	3	223	4	1.8%
Warsaw, Poland	-	-	19	-	19	-	0%
Totals	1352	10	3440	6	4792	16	0.33%

Table 10: GHRF (GHS/GHRP) Tests Conducted per Laboratory (Urine)

Laboratory	GHRF (GHS/GHRP)				Total Samples	Total AAFs	% AAF
	IC Samples	AAF	OOC Samples	AAF			
Ankara, Turkey	17	-	44	-	61	-	0%
Athens, Greece	210	-	280	-	490	-	0%
Bangkok, Thailand	92	-	81	-	173	-	0%
Barcelona, Spain	297	-	620	-	917	-	0%
Beijing, China	508	-	1462	-	1970	-	0%
Bloemfontein, South Africa	-	-	5	-	5	-	0%
Cologne, Germany	1772	1	3153	5	4925	6	0.1%
New Delhi, India	279	-	400	-	679	-	0%
Doha, Qatar	272	1	343	-	615	1	0.2%
Dresden, Germany	1061	-	1955	-	3016	-	0%
Ghent, Belgium	502	1	466	1	968	2	0.2%
Havana, Cuba	112	-	154	-	266	-	0%
Helsinki, Finland	102	-	244	-	346	-	0%
Lausanne, Switzerland	595	-	2195	1	2790	1	0.04%
London, UK	126	-	1274	-	1400	-	0%
Los Angeles, USA	1368	-	2986	1	4354	1	0.02%
Madrid, Spain	569	-	342	-	911	-	0%
Montreal, Canada	5589	-	4498	1	10087	1	0.01%
Oslo, Norway	143	-	427	-	570	-	0%
Paris, France	901	1	1126	1	2027	2	0.1%
Rio de Janeiro, Brazil	2169	-	559	-	2728	-	0%
Rome, Italy	1001	1	735	-	1736	1	0.1%
Seibersdorf, Austria	553	-	1427	-	1980	-	0%
Seoul, Korea	641	-	929	-	1570	-	0%
Stockholm, Sweden	382	-	716	1	1098	1	0.1%
Sydney, Australia	129	-	770	-	899	-	0%
Mexico City, Mexico	43	-	60	-	103	-	0%
Tokyo, Japan	625	-	371	-	996	-	0%
Salt Lake City, USA	2333	-	3217	-	5550	-	0%
Warsaw, Poland	207	4	532	1	739	5	0.7%
Totals	22598	9	31371	12	53969	21	0.04%

Table 11: GHRF (GHRH) Tests Conducted per Laboratory (Urine)

Laboratory	GHRF (GHRH)				Total Samples	Total AAFs	% AAF
	IC Samples	AAF	OOB Samples	AAF			
Ankara, Turkey	-	-	-	-	-	-	n/a
Athens, Greece	-	-	-	-	-	-	n/a
Bangkok, Thailand	-	-	-	-	-	-	n/a
Barcelona, Spain	-	-	2	-	2	-	0%
Beijing, China	-	-	-	-	-	-	n/a
Bloemfontein, South Africa	-	-	-	-	-	-	n/a
Cologne, Germany	238	-	598	-	836	-	0%
New Delhi, India	-	-	-	-	-	-	n/a
Doha, Qatar	-	-	-	-	-	-	n/a
Dresden, Germany	-	-	-	-	-	-	n/a
Ghent, Belgium	-	-	-	-	-	-	n/a
Havana, Cuba	-	-	-	-	-	-	n/a
Helsinki, Finland	-	-	-	-	-	-	n/a
Lausanne, Switzerland	-	-	-	-	-	-	n/a
London, UK	-	-	-	-	-	-	n/a
Los Angeles, USA	-	-	-	-	-	-	n/a
Madrid, Spain	-	-	-	-	-	-	n/a
Montreal, Canada	-	-	-	-	-	-	n/a
Oslo, Norway	-	-	-	-	-	-	n/a
Paris, France	97	-	80	-	177	-	0%
Rio de Janeiro, Brazil	66	-	141	-	207	-	0%
Rome, Italy	50	-	47	-	97	-	0%
Seibersdorf, Austria	4	-	-	-	4	-	0%
Seoul, Korea	32	-	90	-	122	-	0%
Stockholm, Sweden	-	-	-	-	-	-	n/a
Sydney, Australia	-	-	-	-	-	-	n/a
Mexico City, Mexico	-	-	-	-	-	-	n/a
Tokyo, Japan	-	-	-	-	-	-	n/a
Salt Lake City, USA	2333	-	3217	-	5550	-	0%
Warsaw, Poland	-	-	-	-	-	-	n/a
Totals	2820	0	4175	0	6995	0	0%

Table 12: GnRH Tests Conducted per Laboratory (Urine)

Laboratory	GnRH						% AAF
	IC Samples	AAF	OOCC Samples	AAF	Total Samples	Total AAFs	
Ankara, Turkey	-	-	4	-	4	-	0%
Athens, Greece	1	-	4	-	5	-	0%
Bangkok, Thailand	1	-	2	-	3	-	0%
Barcelona, Spain	1	-	7	-	8	-	0%
Beijing, China	218	-	666	-	884	-	0%
Bloemfontein, South Africa	-	-	3	-	3	-	0%
Cologne, Germany	1694	-	3237	-	4931	-	0%
New Delhi, India	-	-	-	-	-	-	n/a
Doha, Qatar	68	-	73	-	141	-	0%
Dresden, Germany	1061	-	1955	-	3016	-	0%
Ghent, Belgium	1	-	-	-	1	-	0%
Havana, Cuba	-	-	-	-	-	-	n/a
Helsinki, Finland	1	-	-	-	1	-	0%
Lausanne, Switzerland	595	-	2195	-	2790	-	0%
London, UK	126	-	1274	-	1400	-	0%
Los Angeles, USA	2	-	7	-	9	-	0%
Madrid, Spain	569	-	342	-	911	-	0%
Montreal, Canada	5589	-	4498	-	10087	-	0%
Oslo, Norway	55	-	140	-	195	-	0%
Paris, France	901	-	1126	-	2027	-	0%
Rio de Janeiro, Brazil	2165	-	557	-	2722	-	0%
Rome, Italy	37	-	9	-	46	-	0%
Seibersdorf, Austria	1	-	5	-	6	-	0%
Seoul, Korea	435	-	669	-	1104	-	0%
Stockholm, Sweden	382	-	716	-	1098	-	0%
Sydney, Australia	129	-	770	-	899	-	0%
Mexico City, Mexico	31	-	60	-	91	-	0%
Tokyo, Japan	2	-	3	-	5	-	0%
Salt Lake City, USA	2333	-	3217	-	5550	-	0%
Warsaw, Poland	1	-	12	-	13	-	0%
Totals	16399	0	21551	0	37950	0	0%

Table 13: Insulin Tests Conducted per Laboratory (Urine and Blood)

Laboratory	Insulin (Urine)				Total Samples	Total AAFs	% AAF
	IC Samples	AAF	OOC Samples	AAF			
Ankara, Turkey	-	-	-	-	-	-	n/a
Athens, Greece	-	-	-	-	-	-	n/a
Bangkok, Thailand	-	-	-	-	-	-	n/a
Barcelona, Spain	-	-	-	-	-	-	n/a
Beijing, China	-	-	-	-	-	-	n/a
Bloemfontein, South Africa	-	-	-	-	-	-	n/a
Cologne, Germany	230	1	591	-	821	1	0.12%
New Delhi, India	-	-	-	-	-	-	n/a
Doha, Qatar	-	-	-	-	-	-	n/a
Dresden, Germany	96	-	436	-	532	-	0%
Ghent, Belgium	-	-	-	-	-	-	n/a
Havana, Cuba	-	-	-	-	-	-	n/a
Helsinki, Finland	-	-	-	-	-	-	n/a
Lausanne, Switzerland	-	-	-	-	-	-	n/a
London, UK	-	-	-	-	-	-	n/a
Los Angeles, USA	-	-	-	-	-	-	n/a
Madrid, Spain	-	-	-	-	-	-	n/a
Montreal, Canada	-	-	-	-	-	-	n/a
Oslo, Norway	-	-	-	-	-	-	n/a
Paris, France	16	-	1	-	17	-	0%
Rio de Janeiro, Brazil	57	-	16	-	73	-	0%
Rome, Italy	130	-	17	-	147	-	0%
Seibersdorf, Austria	-	-	1	-	1	-	0%
Seoul, Korea	32	-	90	-	122	-	0%
Stockholm, Sweden	-	-	-	-	-	-	n/a
Sydney, Australia	-	-	-	-	-	-	n/a
Mexico City, Mexico	-	-	-	-	-	-	n/a
Tokyo, Japan	-	-	-	-	-	-	n/a
Salt Lake City, USA	-	-	-	-	-	-	n/a
Warsaw, Poland	-	-	-	-	-	-	n/a
Totals	561	1	1152	0	1713	1	0.06%

Laboratory	Insulin (Blood)				Total Samples	Total AAFs	% AAF
	IC Samples	AAF	OOC Samples	AAF			
Cologne, Germany	-	-	4	-	4	-	0%
London, UK	-	-	40	-	40	-	0%
Totals	0	0	44	0	44	0	0%

Table 14: IGF-I Analogs Tests Conducted per Laboratory (Urine and Blood)

Laboratory	IGF-I (Urine)				Total Samples	Total AAFs	% AAF
	IC Samples	AAF	OOC Samples	AAF			
Ankara, Turkey	-	-	-	-	-	-	n/a
Athens, Greece	-	-	-	-	-	-	n/a
Bangkok, Thailand	-	-	-	-	-	-	n/a
Barcelona, Spain	-	-	-	-	-	-	n/a
Beijing, China	-	-	-	-	-	-	n/a
Bloemfontein, South Africa	-	-	-	-	-	-	n/a
Cologne, Germany	229	-	589	-	818	-	0%
New Delhi, India	-	-	-	-	-	-	n/a
Doha, Qatar	-	-	-	-	-	-	n/a
Dresden, Germany	-	-	-	-	-	-	n/a
Ghent, Belgium	-	-	-	-	-	-	n/a
Havana, Cuba	-	-	-	-	-	-	n/a
Helsinki, Finland	-	-	-	-	-	-	n/a
Lausanne, Switzerland	-	-	-	-	-	-	n/a
London, UK	-	-	-	-	-	-	n/a
Los Angeles, USA	-	-	-	-	-	-	n/a
Madrid, Spain	-	-	-	-	-	-	n/a
Montreal, Canada	-	-	-	-	-	-	n/a
Oslo, Norway	-	-	-	-	-	-	n/a
Paris, France	-	-	-	-	-	-	n/a
Rio de Janeiro, Brazil	153	-	83	-	236	-	0%
Rome, Italy	34	-	13	-	47	-	0%
Seibersdorf, Austria	-	-	-	-	-	-	n/a
Seoul, Korea	32	-	90	-	122	-	0%
Stockholm, Sweden	-	-	-	-	-	-	n/a
Sydney, Australia	-	-	-	-	-	-	n/a
Mexico City, Mexico	-	-	-	-	-	-	n/a
Tokyo, Japan	-	-	-	-	-	-	n/a
Salt Lake City, USA	-	-	-	-	-	-	n/a
Warsaw, Poland	-	-	-	-	-	-	n/a
Totals	448	0	775	0	1223	0	0%

Laboratory	IGF-I (Blood)				Total Samples	Total AAFs	% AAF
	IC Samples	AAF	OOC Samples	AAF			
Montreal, Canada	167	-	304	-	471	-	0%
Stockholm, Sweden	-	-	2	-	2	-	0%
Totals	167	0	306	0	473	0	0%

Table 15: hGH Isoforms Tests Conducted per Laboratory (Blood)

Laboratory	hGH Isoforms						Total Samples	Total AAFs	% AAF
	IC			OOC					
	Samples	ATF	AAF	Samples	ATF	AAF			
Ankara, Turkey	45	-	-	37	-	-	82	-	0%
Athens, Greece	22	-	-	63	-	-	85	-	0%
Bangkok, Thailand	7	-	-	-	-	-	7	-	0%
Barcelona, Spain	83	-	-	133	-	-	216	-	0%
Beijing, China	356	1	-	1358	1	-	1714	-	0%
Bloemfontein, South Africa	-	-	-	10	-	-	10	-	0%
Cologne, Germany	1056	-	-	2328	-	-	3384	-	0%
New Delhi, India	93	-	-	225	-	-	318	-	0%
Doha, Qatar	62	-	-	143	-	-	205	-	0%
Dresden, Germany	331	-	-	1118	-	-	1449	-	0%
Ghent, Belgium	178	-	-	231	-	-	409	-	0%
Havana, Cuba	28	-	-	13	-	-	41	-	0%
Helsinki, Finland	106	-	-	248	3	1	354	1	0.3%
Lausanne, Switzerland	457	-	-	429	-	-	886	-	0%
London, UK	6	-	-	56	1	-	62	-	0%
Los Angeles, USA	-	-	-	-	-	-	-	-	n/a
Madrid, Spain	330	-	-	274	1	1	604	1	0.2%
Montreal, Canada	190	-	-	382	-	-	572	-	0%
Oslo, Norway	25	-	-	131	-	-	156	-	0%
Paris, France	118	-	-	340	-	-	458	-	0%
Rio de Janeiro, Brazil	76	-	-	181	-	-	257	-	0%
Rome, Italy	343	-	-	678	-	-	1021	-	0%
Seibersdorf, Austria	257	-	-	968	-	-	1225	-	0%
Seoul, Korea	260	-	-	331	-	-	591	-	0%
Stockholm, Sweden	40	-	-	289	-	-	329	-	0%
Sydney, Australia	18	-	-	157	-	-	175	-	0%
Mexico City, Mexico	3	-	-	2	-	-	5	-	0%
Tokyo, Japan	12	-	-	136	-	-	148	-	0%
Salt Lake City, USA	171	-	-	317	-	-	488	-	0%
Warsaw, Poland	4	-	-	232	-	-	236	-	0%
Totals	4677	1	0	10810	6	2	15487	2	0.01%

Table 16: hGH Biomarkers Tests Conducted per Laboratory (Blood)

Laboratory	hGH Biomarkers						Total Samples	Total AAFs	% AAF
	IC			OOC					
	Samples	ATF	AAF	Samples	ATF	AAF			
Ankara, Turkey	55	-	-	32	-	-	87	-	0%
Athens, Greece	-	-	-	-	-	-	-	-	n/a
Bangkok, Thailand	-	-	-	-	-	-	-	-	n/a
Barcelona, Spain	37	-	-	207	-	-	244	-	0%
Beijing, China	-	-	-	1	-	-	1	-	0%
Bloemfontein, South Africa	-	-	-	-	-	-	-	-	n/a
Cologne, Germany	-	-	-	-	-	-	-	-	n/a
New Delhi, India	-	-	-	-	-	-	-	-	n/a
Doha, Qatar	-	-	-	-	-	-	-	-	n/a
Dresden, Germany	49	-	-	442	-	-	491	-	0%
Ghent, Belgium	8	-	-	6	-	-	14	-	0%
Havana, Cuba	-	-	-	-	-	-	-	-	n/a
Helsinki, Finland	-	-	-	-	-	-	-	-	n/a
Lausanne, Switzerland	53	-	-	1254	-	-	1307	-	0%
London, UK	87	-	-	1308	-	-	1395	-	0%
Los Angeles, USA	-	-	-	1	-	-	1	-	0%
Madrid, Spain	-	-	-	-	-	-	-	-	n/a
Montreal, Canada	162	-	-	304	-	-	466	-	0%
Oslo, Norway	16	-	-	319	-	-	335	-	0%
Paris, France	60	-	-	167	-	-	227	-	0%
Rio de Janeiro, Brazil	15	-	-	103	-	-	118	-	0%
Rome, Italy	278	-	-	665	-	-	943	-	0%
Seibersdorf, Austria	37	-	-	290	-	-	327	-	0%
Seoul, Korea	193	-	-	193	-	-	386	-	0%
Stockholm, Sweden	31	-	-	197	-	-	228	-	0%
Sydney, Australia	65	-	-	597	-	-	662	-	0%
Mexico City, Mexico	-	-	-	-	-	-	-	-	n/a
Tokyo, Japan	-	-	-	-	-	-	-	-	n/a
Salt Lake City, USA	167	-	-	757	-	-	924	-	0%
Warsaw, Poland	76	-	-	523	-	-	599	-	0%
Totals	1389	0	0	7366	0	0	8755	0	0%

Table 17: HBOC Tests Conducted per Laboratory (Blood)

Laboratory	HBOCs				Total Samples	Total AAFs	% AAF
	IC Samples	AAF	OOC Samples	AAF			
Ankara, Turkey	-	-	-	-	-	-	n/a
Athens, Greece	-	-	-	-	-	-	n/a
Bangkok, Thailand	-	-	-	-	-	-	n/a
Barcelona, Spain	-	-	11	-	11	-	0%
Beijing, China	-	-	79	-	79	-	0%
Bloemfontein, South Africa	-	-	-	-	-	-	n/a
Cologne, Germany	1	-	105	-	106	-	0%
New Delhi, India	-	-	-	-	-	-	n/a
Doha, Qatar	-	-	-	-	-	-	n/a
Dresden, Germany	-	-	1	-	1	-	0%
Ghent, Belgium	-	-	7	-	7	-	0%
Havana, Cuba	-	-	-	-	-	-	n/a
Helsinki, Finland	-	-	-	-	-	-	n/a
Lausanne, Switzerland	-	-	85	-	85	-	0%
London, UK	-	-	-	-	-	-	n/a
Los Angeles, USA	-	-	-	-	-	-	n/a
Madrid, Spain	-	-	-	-	-	-	n/a
Montreal, Canada	-	-	-	-	-	-	n/a
Oslo, Norway	-	-	1	-	1	-	0%
Paris, France	-	-	-	-	-	-	n/a
Rio de Janeiro, Brazil	17	-	26	-	43	-	0%
Rome, Italy	-	-	7	-	7	-	0%
Seibersdorf, Austria	-	-	11	-	11	-	0%
Seoul, Korea	-	-	-	-	-	-	n/a
Stockholm, Sweden	-	-	-	-	-	-	n/a
Sydney, Australia	84	-	729	-	813	-	0%
Mexico City, Mexico	-	-	-	-	-	-	n/a
Tokyo, Japan	-	-	66	-	66	-	0%
Salt Lake City, USA	-	-	-	-	-	-	n/a
Warsaw, Poland	80	-	753	-	833	-	0%
Totals	182	0	1881	0	2063	0	0%

Table 18: HBT (Transfusion) Tests Conducted per Laboratory (Blood)

Laboratory	HBT (Transfusion)				Total Samples	Total AAFs	% AAF
	IC Samples	AAF	OOC Samples	AAF			
Ankara, Turkey	-	-	-	-	-	-	n/a
Athens, Greece	-	-	-	-	-	-	n/a
Bangkok, Thailand	-	-	-	-	-	-	n/a
Barcelona, Spain	-	-	10	-	10	-	0%
Beijing, China	-	-	8	-	8	-	0%
Bloemfontein, South Africa	-	-	-	-	-	-	n/a
Cologne, Germany	3	-	42	-	45	-	0%
New Delhi, India	-	-	-	-	-	-	n/a
Doha, Qatar	-	-	-	-	-	-	n/a
Dresden, Germany	-	-	-	-	-	-	n/a
Ghent, Belgium	-	-	-	-	-	-	n/a
Havana, Cuba	-	-	-	-	-	-	n/a
Helsinki, Finland	-	-	-	-	-	-	n/a
Lausanne, Switzerland	-	-	1	-	1	-	0%
London, UK	-	-	-	-	-	-	n/a
Los Angeles, USA	-	-	-	-	-	-	n/a
Madrid, Spain	-	-	-	-	-	-	n/a
Montreal, Canada	12	2	2	-	14	2	0%
Oslo, Norway	-	-	-	-	-	-	n/a
Paris, France	-	-	-	-	-	-	n/a
Rio de Janeiro, Brazil	22	1	26	-	48	1	0%
Rome, Italy	-	-	19	-	19	-	0%
Seibersdorf, Austria	-	-	-	-	-	-	n/a
Seoul, Korea	92	-	61	-	153	-	0%
Stockholm, Sweden	-	-	-	-	-	-	n/a
Sydney, Australia	-	-	-	-	-	-	n/a
Mexico City, Mexico	-	-	-	-	-	-	n/a
Tokyo, Japan	-	-	-	-	-	-	n/a
Salt Lake City, USA	-	-	-	-	-	-	n/a
Warsaw, Poland	-	-	30	-	30	-	n/a
Totals	129	3	199	0	328	3	0.9%

Table 19: Summary - Substances Identified as AAFs in Each Drug Class in ADAMS (All Sports)

Substance Group	Occurrences	% of all ADAMS reported findings
S1 Anabolic Agents	1823	44%
S6 Stimulants	605	15%
S5 Diuretics and Other Masking Agents	589	14%
S4 Hormone and Metabolic Modulators	350	9%
S9 Glucocorticosteroids	284	7%
S3 Beta-2 Agonists	164	4%
S8 Cannabinoids	141	3%
S2 Peptide Hormones, Growth Factors and Related Substances	115	3%
S7 Narcotics	24	1%
P1 Beta-Blockers	18	0.4%
M1 Enhancement of Oxygen Transfer	3	0.07%
M2 Chemical and Physical Manipulation	1	0.02%
TOTAL*	4117	

Table 20: Summary - Substances Identified as ATFs in Each Drug Class in ADAMS (All Sports)

Substance Group	Occurrences	% of all ADAMS reported findings
S1 Anabolic Agents	168	64%
S2 Peptide Hormones, Growth Factors and Related Substances	82	31%
S4 Hormone and Metabolic Modulators	1	0.4%
S5 Diuretics and Masking Agents	1	0.4%
S9 Glucocorticosteroids	1	0.4%
M1 Manipulation of Blood and Blood Components	5	2%
M2 Chemical and Physical Manipulation	3	1%
- Other	1	0.4%
TOTAL*	262	

* The Adverse Analytical Findings (AAFs) and Atypical Findings (ATFs) in this report are not to be confused with adjudicated or sanctioned Anti-Doping Rule Violations (ADRVs), as the figures given in this report may contain findings that underwent the Therapeutic Use Exemption (TUE) approval process or multiple findings on the same Athlete.

Table 21: Substances Identified as AAFs* in Each Drug Class in ADAMS (All Sports)

	Occurrences	% within drug class
S1.1 Anabolic Agents		
stanozolol	235	17%
the GC/C/IRMS result is consistent with an exogenous origin	175	12%
drostanolone	138	10%
metandienone	131	9%
nandrolone (in 26 cases, the result is consistent with an exogenous origin based on GC/C/IRMS analysis)	150	11%
dehydrochloromethyl-testosterone	108	8%
trenbolone	79	6%
oxandrolone	78	6%
metenolone	73	5%
boldenone (in 34 cases, the result is consistent with an exogenous origin based on GC/C/IRMS analysis)	87	6%
mesterolone	51	4%
clostebol	25	2%
methasterone	17	1%
methyltestosterone	13	1%
fluoxymesterone	11	1%
1-androstenedione	8	0.6%
1-testosterone	7	0.5%
boldione (androsta-1,4-diene-3,17-dione)	7	0.5%
desoxymethyltestosterone	6	0.4%
methylstenbolone	5	0.4%
oxymetholone	5	0.4%
methyl-1-testosterone	2	0.1%
mestanolone	1	0.1%
oxymesterone	1	0.1%
danazol	1	0.1%
stenbolone	1	0.1%
testosterone	1	0.1%
gestrinone	1	0.1%
	TOTAL*	1417

* The *Adverse Analytical Findings* (AAFs) in these tables are not to be confused with adjudicated or sanctioned Anti-Doping Rule Violations (ADRVs), as the figures given in this report may contain findings that underwent the Therapeutic Use Exemption (TUE) approval process or multiple findings on the same *Athlete*.

Table 21: Substances Identified as AAFs* in Each Drug Class in ADAMS (All Sports)

S1.2 Other Anabolic Agents	Occurrences	% within drug class
clenbuterol	320	79%
enobosarm (ostarine)	45	11%
LGD-4033	26	6%
tibolone	6	1%
RAD140	5	1%
zilpaterol	2	0.5%
ractopamine	1	0.2%
andarine	1	0.2%
TOTAL*	406	

S.2 Peptide Hormones, Growth Factors and Related Substances	Occurrences	% within drug class
erythropoietin (EPO)	60	52%
darbepoetin (dEPO)	13	11%
human Chorionic Gonadotrophin (hCG) greater than the Decision Limit of 5.0 IU/L for immunoassay	12	10%
GHRP-2 (pralmorelin)	11	10%
GHRP-6	8	7%
methoxy polyethylene glycol-epoetin beta (CERA)	5	4%
ibutamoren	3	3%
growth hormone (GH)	2	2%
ipamorelin	1	1%
TOTAL*	115	

S.3 Beta-2 Agonists	Occurrences	% within drug class
terbutaline	87	53%
higenamine	42	26%
vilanterol	13	8%
salbutamol	13	8%
fenoterol	7	4%
tulobuterol	2	1%
TOTAL*	164	

* The *Adverse Analytical Findings* (AAFs) in these tables are not to be confused with adjudicated or sanctioned Anti-Doping Rule Violations (ADRVs), as the figures given in this report may contain findings that underwent the Therapeutic Use Exemption (TUE) approval process or multiple findings on the same *Athlete*.

Table 21: Substances Identified as AAFs* in Each Drug Class in ADAMS (All Sports)

S.4 Hormone and Metabolic Modulators

	Occurrences	% within drug class
meldonium	111	32%
tamoxifen	71	20%
clomifene	57	16%
anastrozole	40	11%
letrozole	24	7%
GW1516	19	5%
androstatrienedione	12	3%
trimetazidine	6	2%
androstene-3,6,17 trione (6-oxo)	3	1%
androsta-3,5-diene-7,17-dione (arimistane)	2	1%
exemestane	2	1%
insulin (aspart)	1	0.3%
SR9009	1	0.3%
formestane	1	0.3%
TOTAL*	350	

S.5 Diuretics and Other Masking Agents

	Occurrences	% within drug class
furosemide	172	29%
hydrochlorothiazide	127	22%
canrenone	60	10%
chlorothiazide	36	6%
dorzolamide	29	5%
spironolactone	26	4%
triamterene	26	4%
acetazolamide	17	3%
probenecid	16	3%
torasemide	14	2%
indapamide	14	2%
4-amino-6-chloro-1,3-benzenedisulfonamide (ACB)	12	2%
chlortalidone	12	2%
amiloride	10	2%
brinzolamide	8	1%
althiazide	6	1%
hydroxyethyl starch	1	0.2%
eplerenone	1	0.2%
bumetanide	1	0.2%
bendroflumethiazide	1	0.2%
TOTAL*	589	

* The Adverse Analytical Findings (AAFs) in these tables are not to be confused with adjudicated or sanctioned Anti-Doping Rule Violations (ADRVs), as the figures given in this report may contain findings that underwent the Therapeutic Use Exemption (TUE) approval process or multiple findings on the same Athlete.

Table 21: Substances Identified as AAFs* in Each Drug Class in ADAMS (All Sports)

S.6 Stimulants	Occurrences	% within drug class
amfetamine	95	16%
methylphenidate	91	15%
cocaine	87	14%
4-methylhexan-2-amine (methylhexaneamine)	72	12%
1,4-dimethylpentylamine (5-methylhexan-2-amine)	40	7%
heptaminol	35	6%
ephedrine	30	5%
1,3-dimethylbutylamine (4-methylpentan-2-amine)	24	4%
mephentermine	17	3%
oxilofrine (methysynephrine)	16	3%
d-amfetamine/dextroamfetamine	14	2%
modafinil	14	2%
sibutramine	12	2%
methylenedioxymethamphetamine	9	1%
phentermine	7	1%
fonturacetam [4-phenylpiracetam (carphedon)]	7	1%
methamfetamine (D-)	7	1%
pseudoephedrine	4	1%
isometheptene	4	1%
methylephedrine	4	1%
tuaminoheptane	3	0%
strychnine	3	0.5%
cathine	3	0.5%
hydroxyamfetamine (parahydroxyamfetamine)	2	0.3%
2-amino-N-ethyl-1-phenylbutane	1	0.2%
amfepramone	1	0.2%
octopamine	1	0.2%
N-methylphenethylamine	1	0.2%
phenethylamine and its derivatives	1	0.2%
TOTAL*	605	

S.7 Narcotics	Occurrences	% within drug class
oxycodone	8	33%
morphine	8	33%
methadone	4	17%
oxymorphone	3	13%
buprenorphine	1	4%
TOTAL*	24	

* The *Adverse Analytical Findings* (AAFs) in these tables are not to be confused with adjudicated or sanctioned Anti-Doping Rule Violations (ADRVs), as the figures given in this report may contain findings that underwent the Therapeutic Use Exemption (TUE) approval process or multiple findings on the same *Athlete*.

Table 21: Substances Identified as AAFs* in Each Drug Class in ADAMS (All Sports)

	Occurrences	% within drug class
S.8 Cannabinoids		
carboxy-THC	141	100%
TOTAL*	141	
S.9 Glucocorticosteroids		
prednisolone	77	27%
triamcinolone acetonide	72	25%
prednisone	70	25%
betamethasone	34	12%
dexamethasone	15	5%
methylprednisolone	8	3%
budesonide	5	2%
the GC/C/IRMS result for prednisolone is consistent with an exogenous origin	2	1%
the GC/C/IRMS result for prednisone and prednisolone is consistent with an exogenous origin	1	0.4%
TOTAL*	284	
P1. Beta-Blockers		
bisoprolol	7	39%
propranolol	6	33%
carvedilol	2	11%
metoprolol	2	11%
sotalol	1	6%
TOTAL*	18	
M1. Chemical and Physical Manipulation		
homologous blood transfusion	3	100%
TOTAL*	3	
M2. Chemical and Physical Manipulation		
chemical and physical manipulation	1	100%
TOTAL*	1	

* The *Adverse Analytical Findings* (AAFs) in these tables are not to be confused with adjudicated or sanctioned Anti-Doping Rule Violations (ADRVs), as the figures given in this report may contain findings that underwent the Therapeutic Use Exemption (TUE) approval process or multiple findings on the same *Athlete*.

Table 22: Substances Identified as ATFs* in Each Drug Class in ADAMS (All Sports)

	Occurrences	% within drug class
S.1 Anabolic Agents		
boldenone	56	34%
The results of the GC/C/IRMS analyses are inconclusive.	43	26%
The GC/C/IRMS results are inconclusive due to technical limitations	31	19%
nandrolone	21	13%
The GC/C/IRMS results are inconclusive because they do not meet the positivity criteria	12	7%
The GC/C/IRMS result for Boldenone and/or boldenone metabolite(s) is inconclusive	3	2%
6 β -Hydroxy-metandienone	1	1%
TOTAL*	167	
S.2 Peptide Hormones, Growth Factors and Related Substances		
luteinizing hormone (LH)	61	74%
erythropoietin (EPO)	13	16%
Growth Hormone (GH)	7	9%
methoxy polyethylene glycol-epoetin beta (CERA)	1	1%
TOTAL*	82	
S.4 Hormone and Metabolic Modulators		
formestane	1	100%
TOTAL*	1	
S.5 Diuretics and Masking Agents		
hydroxyethyl starch	1	100%
TOTAL*	1	
S.9 Glucocorticosteroids		
prednisolone; prednisone	1	100%
TOTAL*	1	
M.1 Manipulation of Blood and Blood Components		
blood transfusion	5	100%
TOTAL*	5	
M.2 Chemical and Physical Manipulation		
attempted tampering	3	100%
TOTAL*	3	
Other		
extensive microbial degradation	1	100%
TOTAL*	1	

* The *Atypical Findings* (ATFs) in these tables are not to be confused with adjudicated or sanctioned Anti-Doping Rule Violations (ADRVs), as the figures given in this report may contain findings that underwent the Therapeutic Use Exemption (TUE) approval process or multiple findings on the same *Athlete*.

Table 23: Total Laboratory AAFs* per Drug Class as Reported in ADAMS (All Sports)

Laboratory	Anabolic Agents S1.	Peptide Hormones, Growth Factors, Related Substances and Mimetics S2.	Beta-2 Agonists S3.	Hormone and Metabolic Modulators S4.	Diuretics and Masking Agents S5.	Stimulants S6.	Narcotics S7.	Cannabinoids S8.	Glucocorticoids S9.	Beta-Blockers P1.	Manipulation of Blood and Blood Components M1.	Chemical and Physical Manipulation M2.	Total Findings per Lab	% of total Findings
Ankara, Turkey	121	3	1	23	31	22	-	-	-	-	-	-	201	4.9%
Athens, Greece	13	-	1	2	2	9	-	5	2	-	-	-	34	0.8%
Bangkok, Thailand	68	-	-	3	14	1	-	-	-	-	-	-	86	2.1%
Barcelona, Spain	88	-	12	5	36	13	-	3	2	-	-	1	160	3.9%
Beijing, China	57	3	4	-	12	13	-	-	4	-	-	-	93	2.3%
Bloemfontein, South Africa	-	-	-	-	-	1	-	-	-	-	-	-	1	0.0%
Cologne, Germany	136	10	5	23	41	36	-	4	11	-	-	-	266	6.5%
New Delhi, India	111	1	9	9	22	51	-	1	11	3	-	-	218	5.3%
Doha, Qatar	50	3	2	6	10	12	2	4	8	-	-	-	97	2.4%
Dresden, Germany	81	4	6	31	26	38	2	9	5	-	-	-	202	4.9%
Ghent, Belgium	143	6	15	28	39	38	-	19	11	3	-	-	302	7.3%
Havana, Cuba	20	-	-	-	14	5	-	2	-	-	-	-	41	1.0%
Helsinki, Finland	2	1	1	1	3	4	-	1	-	-	-	-	13	0.3%
Lausanne, Switzerland	39	1	6	9	8	18	-	4	12	-	-	-	97	2.4%
London, UK	17	-	4	4	6	25	1	3	5	1	-	-	66	1.6%
Los Angeles, USA	39	3	5	7	27	19	-	5	10	1	-	-	116	2.8%
Madrid, Spain	44	10	7	10	31	28	-	6	10	-	-	-	146	3.5%
Montreal, Canada	91	3	11	5	23	41	1	1	8	1	2	-	187	4.5%
Oslo, Norway	11	-	14	7	3	14	-	-	3	-	-	-	52	1.3%
Paris, France	105	15	6	16	29	32	5	22	87	-	-	-	317	7.7%
Rio de Janeiro, Brazil	27	3	5	4	13	16	-	5	9	-	1	-	83	2.0%
Rome, Italy	38	13	4	6	26	11	2	12	23	1	-	-	136	3.3%
Seibersdorf, Austria	78	12	5	35	26	40	1	11	12	1	-	-	221	5.4%
Seoul, Korea	60	-	3	17	27	18	4	-	22	6	-	-	157	3.8%
Stockholm, Sweden	46	2	21	22	22	23	1	12	2	-	-	-	151	3.7%
Sydney, Australia	41	2	6	7	8	18	2	1	6	-	-	-	91	2.2%
Mexico City, Mexico	113	-	1	5	5	8	-	4	5	-	-	-	141	3.4%
Tokyo, Japan	6	-	2	9	3	3	-	-	3	-	-	-	26	0.6%
Salt Lake City, USA	66	13	4	6	46	25	3	2	11	1	-	-	177	4.3%
Warsaw, Poland	112	7	4	50	36	23	-	5	2	-	-	-	239	5.8%
TOTAL PER DRUG CLASS	1823	115	164	350	589	605	24	141	284	18	3	1	4117	
% of Drug Class	44.3%	2.8%	4.0%	8.5%	14.3%	14.7%	0.6%	3.4%	6.9%	0.4%	0.1%	0.02%		

* The Adverse Analytical Findings (AAFs) in this report are not to be confused with adjudicated or sanctioned Anti-Doping Rule Violations (ADRVs), as the figures given in this report may contain findings that underwent the Therapeutic Use Exemption (TUE) approval process or multiple findings on the same Athlete. This data details the number of occurrences of AAFs and therefore multiple AAFs may be linked to the same Sample.



2018 Anti-Doping Testing Figures by Sport

Table of Contents

Total Samples Analyzed

- Table 1 : Total Samples Analyzed in ASOIF Sport/Disciplines (Urine and Blood)
- Table 2 : Total Samples Analyzed in AIOWF Sport/Disciplines (Urine and Blood)
- Table 3 : Total Samples Analyzed in ARISF Sport/Disciplines (Urine and Blood)
- Table 4 : Total Samples Analyzed in AIMS Sport/Disciplines (Urine and Blood)
- Table 5 : Total Samples Analyzed in Sports for Athletes with an Impairment (Urine and Blood)
- Table 6 : Total Samples Analyzed in IPC Sport/Disciplines (Urine and Blood)
- Table 7 : Total Samples Analyzed in Other Sport/Disciplines from Code Signatories (Urine and Blood)
- Table 8 : Total Samples Analyzed in Other Sport/Disciplines (Urine and Blood)

Sports Governed by ASOIF IFs - Tests Conducted:

- Table 9 : GC/C/IRMS Tests Conducted in ASOIF Sport/Disciplines for Markers of the Steroid Profile (Urine)
- Table 10 : GC/C/IRMS Tests Conducted in ASOIF Sport/Disciplines for Other Targets (Urine)
- Table 11 : ESA Tests Conducted in ASOIF Sport/Disciplines (Urine)
- Table 12 : ESA Tests Conducted in ASOIF Sport/Disciplines (Blood)
- Table 13 : GHRF(GHS/GHRP) Tests Conducted in ASOIF Sport/Disciplines (Urine)
- Table 14 : GHRF(GHRH) Tests Conducted in ASOIF Sport/Disciplines (Urine)
- Table 15 : GnRH Tests Conducted in ASOIF Sport/Disciplines (Urine)
- Table 16 : Insulin Tests Conducted in ASOIF Sport/Disciplines (Urine and Blood)
- Table 17 : IGF-I Analogs Tests Conducted in ASOIF Sport/Disciplines (Urine and Blood)
- Table 18 : hGH Isoforms Tests Conducted in ASOIF Sport/Disciplines (Blood)
- Table 19 : hGH Biomarkers Tests Conducted in ASOIF Sport/Disciplines (Blood)
- Table 20 : HBOC Tests Conducted in ASOIF Sport/Disciplines (Blood)
- Table 21 : HBT (Transfusion) Tests Conducted in ASOIF Sport/Disciplines (Blood)

Sports Governed by AIOWF IFs - Tests Conducted:

- Table 22 : GC/C/IRMS Tests Conducted in AIOWF Sport/Disciplines for Markers of the Steroid Profile (Urine)
- Table 23 : GC/C/IRMS Tests Conducted in AIOWF Sport/Disciplines for Other Targets (Urine)
- Table 24 : ESA Tests Conducted in AIOWF Sport/Disciplines (Urine and Blood)
- Table 25 : GHRF(GHS/GHRP) Tests Conducted in AIOWF Sport/Disciplines (Urine)
- Table 26 : GHRF(GHRH) Tests Conducted in AIOWF Sport/Disciplines (Urine)
- Table 27 : GnRH Tests Conducted in AIOWF Sport/Disciplines (Urine)
- Table 28 : Insulin Tests Conducted in AIOWF Sport/Disciplines (Urine and Blood)
- Table 29 : IGF-I Analogs Tests Conducted in AIOWF Sport/Disciplines (Urine and Blood)
- Table 30 : hGH Isoforms Tests Conducted in AIOWF Sport/Disciplines (Blood)
- Table 31 : hGH Biomarkers Tests Conducted in AIOWF Sport/Disciplines (Blood)
- Table 32 : HBOC Tests Conducted in AIOWF Sport/Disciplines (Blood)
- Table 33 : HBT (Transfusion) Tests Conducted in AIOWF Sport/Disciplines (Blood)

Table of Contents

Sports Governed by ARISF IFs - Tests Conducted:

- Table 34 : GC/C/IRMS Tests Conducted in ARISF Sport/Disciplines for Markers of the Steroid Profile (Urine)
- Table 35 : GC/C/IRMS Tests Conducted in ARISF Sport/Disciplines for Other Targets (Urine)
- Table 36 : ESA Tests Conducted in ARISF Sport/Disciplines (Urine and Blood)
- Table 37 : GHRF(GHS/GHRP) Tests Conducted in ARISF Sport/Disciplines (Urine)
- Table 38 : GHRF(GHRH) Tests Conducted in ARISF Sport/Disciplines (Urine)
- Table 39 : GnRH Tests Conducted in ARISF Sport/Disciplines (Urine)
- Table 40 : Insulin Tests Conducted in ARISF Sport/Disciplines (Urine and Blood)
- Table 41 : IGF-I Analogs Tests Conducted in ARISF Sport/Disciplines (Urine and Blood)
- Table 42 : hGH Isoforms Tests Conducted in ARISF Sport/Disciplines (Blood)
- Table 43 : hGH Biomarkers Tests Conducted in ARISF Sport/Disciplines (Blood)
- Table 44 : HBOC Tests Conducted in ARISF Sport/Disciplines (Blood)
- Table 45 : HBT (Transfusion) Tests Conducted in ARISF Sport/Disciplines (Blood)

Sports Governed by AIMS IFs - Tests Conducted:

- Table 46 : GC/C/IRMS Tests Conducted in AIMS Sport/Disciplines for Markers of the Steroid Profile (Urine)
- Table 47 : GC/C/IRMS Tests Conducted in AIMS Sport/Disciplines for Other Targets (Urine)
- Table 48 : ESA Tests Conducted in AIMS Sport/Disciplines (Urine and Blood)
- Table 49 : GHRF(GHS/GHRP) Tests Conducted in AIMS Sport/Disciplines (Urine)
- Table 50 : GHRF(GHRH) Tests Conducted in AIMS Sport/Disciplines (Urine)
- Table 51 : GnRH Tests Conducted in AIMS Sport/Disciplines (Urine)
- Table 52 : Insulin Tests Conducted in AIMS Sport/Disciplines (Urine and Blood)
- Table 53 : IGF-I Analogs Tests Conducted in AIMS Sport/Disciplines (Urine and Blood)
- Table 54 : hGH Isoforms Tests Conducted in AIMS Sport/Disciplines (Blood)
- Table 55 : hGH Biomarkers Tests Conducted in AIMS Sport/Disciplines (Blood)
- Table 56 : HBOC Tests Conducted in AIMS Sport/Disciplines (Blood)
- Table 57 : HBT (Transfusion) Tests Conducted in AIMS Sport/Disciplines (Blood)

Sports Governed by the IPC - Tests Conducted:

- Table 58 : GC/C/IRMS Tests Conducted in IPC Sport/Disciplines for Markers of the Steroid Profile (Urine)
- Table 59 : GC/C/IRMS Tests Conducted in IPC Sport/Disciplines for Other Targets (Urine)
- Table 60 : ESA Tests Conducted in IPC Sport/Disciplines (Urine and Blood)
- Table 61 : GHRF(GHS/GHRP) Tests Conducted in IPC Sports/Disciplines (Urine)
- Table 62 : GHRF (GHRH) Tests Conducted in IPC Sports/Disciplines (Urine)
- Table 63 : GnRH Tests Conducted in IPC Sports/Disciplines (Urine)
- Table 64 : Insulin Tests Conducted in IPC Sports/Disciplines (Urine and Blood)
- Table 65 : IGF-I Analogs Tests Conducted in IPC Sports/Disciplines (Urine and Blood)
- Table 66 : hGH Isoforms Tests Conducted in IPC Sports/Disciplines (Blood)
- Table 67 : hGH Biomarkers Tests Conducted in IPC Sports/Disciplines (Blood)
- Table 68 : HBOC Tests Conducted in IPC Sport/Disciplines (Blood)
- Table 69 : HBT (Transfusion) Tests Conducted in IPC Sport/Disciplines (Blood)

Table of Contents

Sports for Athletes with an Impairment - Tests Conducted:

- Table 70 : GC/C/IRMS Tests Conducted in Sports for Athletes with an Impairment for Markers of the Steroid Profile (Urine)
- Table 71 : GC/C/IRMS Tests Conducted in Sports for Athletes with an Impairment for Other Targets (Urine)
- Table 72 : ESA Tests Conducted in Sports for Athletes with an Impairment (Urine and Blood)
- Table 73 : GHRF(GHS/GHRP) Tests Conducted in Sports for Athletes with an Impairment (Urine)
- Table 74 : GHRF(GHRH) Tests Conducted in Sports for Athletes with an Impairment (Urine)
- Table 75 : GnRH Tests Conducted in Sports for Athletes with an Impairment (Urine)
- Table 76 : Insulin Tests Conducted in Sports for Athletes with an Impairment (Urine and Blood)
- Table 77 : IGF-I Analogs Tests Conducted in Sports for Athletes with an Impairment (Urine and Blood)
- Table 78 : hGH Isoforms Tests Conducted in Sports for Athletes with an Impairment (Blood)
- Table 79 : hGH Biomarkers Tests Conducted in Sports for Athletes with an Impairment (Blood)
- Table 80 : HBOC Tests Conducted in Sports for Athletes with an Impairment (Blood)
- Table 81 : HBT (Transfusion) Tests Conducted in Sports for Athletes with an Impairment (Blood)

Other Sports/Disciplines from Code Signatories - Tests Conducted:

- Table 82 : GC/C/IRMS Tests Conducted in Other Sports/Disciplines from Code Signatories for Markers of the Steroid Profile (Urine)
- Table 83 : GC/C/IRMS Tests Conducted in Other Sports/Disciplines from Code Signatories for Other Targets (Urine)
- Table 84 : ESA Tests Conducted in Other Sports/Disciplines from Code Signatories (Urine and Blood)
- Table 85 : GHRF(GHS/GHRF) Tests Conducted in Other Sports/Disciplines from Code Signatories (Urine)
- Table 86 : GHRF(GHRH) Tests Conducted in Other Sports/Disciplines from Code Signatories (Urine)
- Table 87 : GnRH Tests Conducted in Other Sports/Disciplines from Code Signatories (Urine)
- Table 88 : Insulin Tests Conducted in Other Sports/Disciplines from Code Signatories (Urine and Blood)
- Table 89 : IGF-I Analogs Tests Conducted in Other Sports/Disciplines from Code Signatories (Urine)
- Table 90 : hGH Isoforms Tests Conducted in Other Sports/Disciplines from Code Signatories (Blood)
- Table 91 : hGH Biomarkers Tests Conducted in Other Sports/Disciplines from Code Signatories (Blood)
- Table 92 : HBOC Tests Conducted in Other Sports/Disciplines from Code Signatories (Blood)
- Table 93 : HBT (Transfusion) Tests Conducted in Other Sports/Disciplines from Code Signatories (Blood)

Other Sports/Disciplines - Tests Conducted:

- Table 94 : GC/C/IRMS Tests Conducted in Other Sports/Disciplines for Markers of the Steroid Profile (Urine)
- Table 95 : GC/C/IRMS Tests Conducted in Other Sports/Disciplines for Other Targets (Urine)
- Table 96 : ESA Tests Conducted in Other Sports/Disciplines (Urine and Blood)
- Table 97 : GHRF(GHS/GHRP) Tests Conducted in Other Sports/Disciplines (Urine)
- Table 98 : GHRF(GHRH) Tests Conducted in Other Sports/Disciplines (Urine)
- Table 99 : GnRH Tests Conducted in Other Sports/Disciplines (Urine)
- Table 100 : Insulin Tests Conducted in Other Sports/Disciplines (Urine and Blood)
- Table 101 : IGF-I Analogs Tests Conducted in Other Sports/Disciplines (Urine and Blood)
- Table 102 : hGH Isoforms Tests Conducted in Other Sports/Disciplines (Blood)
- Table 103 : hGH Biomarkers Tests Conducted in Other Sports/Disciplines (Blood)
- Table 104 : HBOC Tests Conducted in Other Sports/Disciplines (Blood)
- Table 105 : HBT (Transfusion) Tests Conducted in Other Sports/Disciplines (Blood)

Table of Contents

Total AAFs per Drug Class

- Table 106 : Total AAFs per Drug Class as Reported in ASOIF Sports
- Table 107 : Total AAFs per Drug Class as Reported in AIOWF Sports
- Table 108 : Total AAFs per Drug Class as Reported in ARISF Sports
- Table 109 : Total AAFs per Drug Class as Reported in AIMS Sports
- Table 110 : Total AAFs per Drug Class as Reported in IPC Sports
- Table 111 : Total AAFs per Drug Class as Reported in Sports for Athletes with an Impairment
- Table 112 : Total AAFs per Drug Class in Other Sports - Code Signatories
- Table 113 : Total AAFs per Drug Class in Other Sports - Other Sports (Non-Code Signatories)

Terms and Abbreviations

IC	In-Competition
OOC	Out-of-Competition
Sample	Any biological material collected for the purposes of Doping Control*
AAF	Adverse Analytical Finding
ATF	Atypical Finding
GC/C/IRMS	Gas Chromatograph/Carbon/Isotope Ratio Mass Spectrometry (e.g. "IRMS")
ESA	Erythropoiesis Stimulating Agent**
hGH Isoforms	Human Growth Hormone Isoform Differential Immunoassays
hGH Biomarkers	Human Growth Hormone Biomarkers
GHRF (GHS/GHRP)	Growth Hormone Releasing Factors (Growth Hormone Secretagogues/GH-Releasing Peptides)
GHRF (GHRH)	Growth Hormone Releasing Factors (Growth Hormone Releasing Hormone)
GnRH	Gonadotrophin Releasing Hormones
HBT	Homologous Blood Transfusion
HBOC	Haemoglobin Based Oxygen Carrier
IGF-I	Insulin-like Growth Factor-I (and its analogues)
ABP	Athlete Biological Passport
IOC	International Olympic Committee
ASOIF	Association of Summer Olympic International Federations
AIOWF	Association of International Olympic Winter Sports Federations
ARISF	Association of IOC Recognized International Sports Federations
AIMS	Alliance of Independent Recognised Members of Sport
NADO	National Anti-Doping Organization
RADO	Regional Anti-Doping Organization
NOC	National Olympic Committee
MEO	Major Event Organization
IF	International Federation
NF	National Federation
IPC	International Paralympic Committee***
Other Sports	Sports/disciplines connected with organizations which are outside of the categories in Tables 1-7.
Code Signatories	Sports/disciplines connected with organizations which are outside of the categories in Tables 1-7 but are signatories to the Code.
Sports for Athletes with an Impairment	Sports and disciplines under the governance of the respective Olympic IFs or independent IFs which govern sports for athletes with an impairment
ADAMS	Anti-Doping Administration and Management System
TA	Testing Authority
SCA	Sample Collection Authority
-	a "dash" represents "0" (no data) in tables compiling the number of Samples, ATFs or AAFs
(R)	A discipline which is discontinued in ADAMS based on request of the governing IF, being an event under an existing discipline or being no longer necessary for administrative purposes

* Biological material limited to urine and blood in this report

** Including recombinant erythropoietins (i.e. epoetins) and their analogues (e.g. darbepoetin, pegserpoetin, peginesatide, CERA, EPO-Fc)

*** Limited to sport/disciplines under the governance of the IPC (others are compiled under the category "Sports for Athletes with an Impairment").

2018 Anti-Doping Testing Figures
Samples Analyzed and Reported by Accredited Laboratories in ADAMS

Table 1: Total Samples Analyzed in ASOIF Sport/Disciplines (Urine and Blood)

Sports	Disciplines	Urine						Blood						Sub Total	Total Samples	Total AAFs	% AAF
		Samples	IC ATF	AAF	Samples	IC ATF	AAF	Samples	IC ATF	AAF	Samples	IC ATF	AAF				
Aquatics	Swimming Middle Distance 200-400m	1748	-	17	2322	1	8	83	-	-	362	-	-	4515	14,480	77	0.5%
	Swimming Sprint 100m or less	2026	-	26	2009	1	5	133	-	-	300	-	-	4468			
	Water Polo	974	-	7	817	3	3	26	-	-	94	-	-	1911			
	Swimming Long Distance 800m or greater	489	-	4	580	-	1	33	-	-	112	-	-	1214			
	Open Water	372	-	2	359	-	1	30	-	-	71	-	-	832			
	Diving	344	-	-	422	-	2	13	-	-	43	-	-	822			
	Artistic Swimming	180	-	-	368	-	-	7	-	-	35	-	-	590			
	Swimming	71	-	1	15	-	-	-	-	-	2	-	-	88			
	Aquatics	-	-	-	40	-	-	-	-	-	-	-	-	40			
Archery	Archery	482	-	2	228	-	-	3	-	-	-	-	713	1,072	4	0.4%	
	Recurve	104	-	-	113	-	1	-	-	-	-	-	217				
	Compound	84	-	1	55	-	-	-	-	-	-	-	139				
	Bow without Sight	3	-	-	-	-	-	-	-	-	-	-	3				
Athletics	Long Distance 3000m or greater	7208	20	96	4203	6	11	218	-	-	661	1	1	12290	32,309	242	0.7%
	Sprint 400m or less	3161	2	34	3239	4	15	112	-	-	619	-	-	7131			
	Throws	1795	2	24	1787	3	5	88	-	-	464	3	-	4134			
	Jumps	1646	1	9	1639	1	7	68	-	-	266	-	-	3619			
	Middle Distance 800-1500m	1479	1	23	1594	-	6	39	-	-	240	-	-	3352			
	Combined Events	492	-	4	496	-	-	21	-	-	125	-	-	1134			
	Athletics	85	-	1	95	-	-	5	-	-	1	-	-	186			
	Marathon	87	-	3	20	-	-	8	-	-	2	-	-	117			
	Half Marathon	97	-	-	5	-	-	-	-	-	-	-	-	102			
	Race Walk	45	-	-	34	-	-	-	-	-	9	-	-	88			
	Cross Country	74	-	-	6	-	-	-	-	-	2	-	-	82			
	Road Running	41	-	1	4	-	-	-	-	-	-	-	-	45			
	Mountain Running	14	-	-	-	-	-	-	-	-	-	-	-	14			
	Shot-put (R)	5	-	1	2	-	-	1	-	-	-	-	-	8			
	Ultra Running	5	-	1	-	-	-	-	-	-	-	-	-	5			
	Track	1	-	-	-	-	-	-	-	-	-	-	-	1			
Discus Throwing (R)	-	-	-	-	-	-	-	-	-	1	-	-	1				
Badminton	-	-	-	828	1	1	12	-	-	231	-	-	-	2,008	1	0.0%	
Basketball	Basketball	3312	-	34	1937	1	7	98	-	-	191	-	-	5538	5,736	43	0.7%
	3 on 3	76	-	2	118	-	-	-	-	4	-	-	198				
Boxing	Boxing	2240	-	54	1952	6	13	63	-	-	235	-	-	4490	4,552	70	1.5%
	AIBA WSB Boxing	30	-	3	31	-	-	-	-	1	-	-	62				

2018 Anti-Doping Testing Figures
Samples Analyzed and Reported by Accredited Laboratories in ADAMS

Table 1: Total Samples Analyzed in ASOIF Sport/Disciplines (Urine and Blood) - continued

Sports	Disciplines	Urine						Blood						Sub Total	Total Samples	Total AAFs	% AAF
		Samples	IC ATF	AAF	Samples	IC ATF	AAF	Samples	IC ATF	AAF	Samples	IC ATF	AAF				
Canoe / Kayak	Sprint 200m	343	-	3	798	1	4	24	-	-	155	-	-	1320	4,914	27	0.5%
	Middle Distance 500m	442	-	3	617	1	2	8	-	-	141	-	-	1208			
	Long Distance 1000m	409	-	4	542	1	1	8	-	-	110	-	-	1069			
	Canoe Slalom	361	-	3	510	-	-	11	-	-	90	-	-	972			
	Marathon	79	-	2	40	-	-	4	-	-	14	-	-	137			
	Canoe Polo	37	-	-	38	-	3	6	-	-	-	-	-	81			
	Canoe Kayak	11	-	-	35	-	-	-	-	-	9	-	-	55			
	Freestyle	17	1	2	22	-	-	2	-	-	3	-	-	44			
	Wildwater	12	-	-	5	-	-	2	-	-	1	-	-	20			
	Ocean Racing	6	-	-	-	-	-	1	-	-	-	-	-	7			
Stand-Up Paddling	1	-	-	-	-	-	-	-	-	-	-	-	1				
Cycling	Road	7568	2	168	6272	4	24	743	5	9	1191	9	3	15774	25,391	307	1.2%
	Mountain Bike	1967	1	42	760	-	3	137	-	3	159	-	-	3023			
	Track Sprint	1096	-	17	867	1	3	65	-	-	186	-	-	2214			
	Track Endurance	1048	2	14	745	-	-	92	-	1	169	-	1	2054			
	Cyclo-Cross	788	-	9	245	-	-	68	-	-	37	-	-	1138			
	BMX	396	-	1	248	-	1	6	-	-	44	-	-	694			
	Cycling	253	-	3	31	-	1	4	-	-	9	-	-	297			
	Trials	123	-	1	2	-	-	2	-	-	-	-	-	127			
	Track	30	-	1	3	-	-	-	-	-	-	-	-	33			
	Artistic	18	-	-	4	-	2	-	-	-	1	-	-	23			
Cycle-Ball	11	-	-	3	-	-	-	-	-	-	-	-	14				
Equestrian	Jumping	165	-	5	91	-	-	1	-	-	4	-	-	261	711	14	2.0%
	Eventing	73	-	3	73	-	-	-	-	-	5	-	-	151			
	Dressage	68	-	2	47	-	1	2	-	-	-	-	-	117			
	Equestrian	28	-	-	50	-	1	-	-	-	-	-	-	78			
	Vaulting	37	-	1	12	-	-	-	-	-	-	-	-	49			
	Endurance	19	-	-	5	-	-	-	-	-	-	-	-	24			
	Driving	14	-	1	5	-	-	-	-	-	-	-	-	19			
Reining	10	-	-	2	-	-	-	-	-	-	-	-	12				
Fencing	Epee	325	-	1	290	1	2	11	-	-	8	-	-	634	1,646	4	0.2%
	Foil	239	1	-	224	-	1	14	-	-	13	-	-	490			
	Sabre	232	-	-	229	-	-	8	-	-	15	-	-	484			
	Fencing	10	-	-	28	-	-	-	-	-	-	-	-	38			
Field Hockey	Field Hockey	681	-	13	1035	1	5	33	-	-	60	-	-	1809	1,887	18	1.0%
	Indoor	70	-	-	3	-	-	3	-	-	2	-	-	78			
Football	Football	24176	6	94	9978	12	24	874	-	-	2701	-	-	37729	38,593	125	0.3%
	Futsal	598	-	4	158	-	1	27	-	-	2	-	-	785			
	Beach Football	59	-	2	16	-	-	4	-	-	-	-	-	79			

2018 Anti-Doping Testing Figures
Samples Analyzed and Reported by Accredited Laboratories in ADAMS

Table 1: Total Samples Analyzed in ASOIF Sport/Disciplines (Urine and Blood) - continued

Sports	Disciplines	Urine						Blood						Sub Total	Total Samples	Total AAFs	% AAF
		IC Samples	ATF	AAF	IC Samples	ATF	AAF	IC Samples	ATF	AAF	IC Samples	ATF	AAF				
Golf	-	317	-	5	116	-	-	12	-	-	7	-	-	-	452	5	1.1%
Gymnastics	Artistic	520	-	5	908	1	-	32	-	-	88	-	-	1548	2,737	9	0.3%
	Rhythmic	254	-	1	235	-	1	5	-	-	15	-	-	509			
	Trampoline	158	-	-	170	-	-	4	-	-	14	-	-	346			
	Acrobatic	72	-	-	66	-	1	4	-	-	12	-	-	154			
	Aerobic	68	-	1	46	-	-	2	-	-	5	-	-	121			
	Gymnastics	17	-	-	19	-	-	-	-	-	-	-	-	36			
	TeamGym	12	-	-	-	-	-	-	-	-	-	-	-	12			
	Tumbling	2	-	-	3	-	-	-	-	-	1	-	-	6			
	Parkour	5	-	-	-	-	-	-	-	-	-	-	-	5			
Handball	Indoor	2010	1	33	1511	-	4	36	-	-	130	-	-	3687	3,859	40	1.0%
	Beach	81	-	3	86	-	-	4	-	-	1	-	-	172			
Judo	Judo	2567	-	32	2231	3	15	59	1	-	210	-	-	-	5,067	47	0.9%
Modern Pentathlon	Modern Pentathlon	384	-	2	433	-	-	13	-	-	32	-	-	862	866	2	0.2%
	Biathle	4	-	-	-	-	-	-	-	-	-	-	-	4			
Rowing	Rowing	1560	-	25	2848	2	3	87	-	-	438	1	-	4933	4,936	28	0.6%
	Beach Sprint	-	-	-	3	-	-	-	-	-	-	-	-	3			
Rugby Union	Fifteens	2144	2	36	2922	2	14	19	-	-	599	-	-	5684	8,018	61	0.8%
	Sevens	736	-	5	1297	1	4	29	-	-	184	-	-	2246			
	Rugby Union	27	-	-	61	-	2	-	-	-	-	-	-	88			
Sailing	Sailing	214	-	2	297	-	1	-	-	-	19	-	-	530	700	3	0.4%
	RS:X	14	-	-	23	-	-	-	-	-	4	-	-	41			
	Laser-R	15	-	-	10	-	-	-	-	-	1	-	-	26			
	470 crew	8	-	-	12	-	-	-	-	-	1	-	-	21			
	Laser	8	-	-	11	-	-	-	-	-	2	-	-	21			
	Finn	9	-	-	8	-	-	-	-	-	2	-	-	19			
	49erFX	6	-	-	6	-	-	1	-	-	-	-	-	13			
	NACRA 17	5	-	-	4	-	-	-	-	-	-	-	-	9			
	49er crew	5	-	-	3	-	-	-	-	-	-	-	-	8			
	470 helm	2	-	-	5	-	-	-	-	-	-	-	-	7			
	Laser-S	2	-	-	2	-	-	-	-	-	-	-	-	4			
49er helm	-	-	-	1	-	-	-	-	-	-	-	-	1				
Shooting	Shooting	543	-	13	325	-	2	-	-	-	-	-	-	868	1,949	26	1.3%
	Rifle	320	-	4	81	-	1	-	-	-	2	-	-	403			
	Pistol	298	2	3	60	-	-	-	-	-	1	-	-	359			
	Shotgun	233	-	3	41	-	-	-	-	-	-	-	-	274			
	Running Target	36	-	-	4	-	-	-	-	-	-	-	-	40			
	Target sprint	5	-	-	-	-	-	-	-	-	-	-	-	5			
Table Tennis	-	460	-	2	397	-	1	21	-	-	32	-	-	910	3	0.3%	

2018 Anti-Doping Testing Figures
Samples Analyzed and Reported by Accredited Laboratories in ADAMS

Table 1: Total Samples Analyzed in ASOIF Sport/Disciplines (Urine and Blood) - continued

Sports	Disciplines	Urine						Blood						Sub Total	Total Samples	Total AAFs	% AAF
		Samples	IC ATF	AAF	Samples	IC ATF	AAF	Samples	IC ATF	AAF	Samples	IC ATF	AAF				
Taekwondo	Sparring	1213	1	14	785	2	4	44	-	-	75	-	-	2117	2,430	20	0.8%
	Poomsae	114	-	2	61	-	-	4	-	-	-	-	-	179			
	Taekwondo	20	-	-	112	-	-	-	-	-	2	-	-	134			
Tennis	-	4145	1	31	1493	1	9	122	-	-	883	1	-	-	6,643	40	0.6%
Triathlon	Triathlon	2104	1	33	1389	1	4	169	-	-	319	-	-	3981	4,244	42	1.0%
	Duathlon	112	0	2	24	-	-	-	-	-	1	-	-	137			
	Aquathlon	41	-	1	-	-	-	-	-	-	-	-	-	41			
	Long Distance	22	-	2	13	-	-	3	-	-	-	-	-	38			
	Cross Triathlon	26	-	-	4	-	-	1	-	-	-	-	-	31			
	Winter Triathlon	16	-	-	-	-	-	-	-	-	-	-	-	16			
Volleyball	Volleyball	1962	1	26	1154	1	8	82	-	-	145	1	-	3343	4,184	36	0.9%
	Beach	417	-	2	318	-	-	42	-	-	59	-	-	836			
	Hall (R)	2	-	-	1	-	-	1	-	-	1	-	-	5			
Weightlifting	-	4989	6	129	6517	6	76	686	-	-	1352	1	-	-	13,544	205	1.5%
Wrestling	Wrestling	1037	1	11	1144	-	11	47	-	-	181	-	-	2409	5,764	76	1.3%
	Freestyle	681	-	10	617	-	5	31	-	-	57	-	-	1386			
	Greco-Roman	563	-	12	536	-	9	42	-	-	63	-	-	1204			
	Women's Freestyle	202	-	3	147	-	-	-	-	-	17	-	-	366			
	Traditional Wrestling	276	-	13	59	1	1	15	-	-	-	-	-	350			
	Grappling	30	-	1	11	-	-	-	-	-	-	-	-	41			
	Beach Wrestling	7	-	-	1	-	-	-	-	-	-	-	-	8			
Totals		102,627	55	1,216	77,982	70	341	4,838	6	13	14,155	17	5	199,602	1,575	0.79%	

2018 Anti-Doping Testing Figures
Samples Analyzed and Reported by Accredited Laboratories in ADAMS

Table 2: Total Samples Analyzed in AIOWF Sport/Disciplines (Urine and Blood)

Sports	Disciplines	Urine						Blood						Sub Total	Total Samples	Total AAFs	% AAF
		IC Samples	ATF	AAF	IC Samples	ATF	AAF	IC Samples	ATF	AAF	IC Samples	ATF	AAF				
Biathlon	-	849	-	2	1472	-	3	77	-	-	735	-	-	-	3,133	5	0.2%
Bobsleigh	Bobsleigh	227	-	4	670	1	4	24	-	-	154	-	-	1075	1,457	11	0.8%
	Skeleton	158	-	2	181	-	1	11	-	-	32	-	-	382			
Curling	-	212	-	3	178	-	3	-	-	-	-	-	-	-	390	6	2%
Ice Hockey	-	1836	1	28	1885	-	6	74	-	-	290	-	-	-	4,085	34	0.8%
Luge	-	153	-	3	383	-	-	5	-	-	36	-	-	-	577	3	0.5%
Skating	Speed Skating greater than 1500m	506	-	1	566	-	-	65	-	-	132	-	-	1269	4,512	10	0.2%
	Speed Skating 1500m or less	567	-	1	501	-	1	30	-	-	97	-	-	1195			
	Short Track	414	-	1	583	1	1	61	-	-	110	-	-	1168			
	Figure Skating	414	-	4	321	-	-	21	-	-	56	-	-	812			
	Speed Skating	25	-	-	1	-	-	-	-	-	-	-	-	26			
	Skating	14	-	1	9	-	-	-	-	-	-	-	-	23			
Synchronized Skating	18	-	-	1	-	-	-	-	-	-	-	-	19				
Skiing	Cross-Country	955	-	5	1434	-	1	79	-	-	448	-	1	2916	6,918	15	0.2%
	Alpine	443	-	2	1004	-	1	38	-	-	178	-	-	1663			
	Freestyle	258	-	2	437	-	-	7	-	-	50	-	-	752			
	Snowboard	258	-	2	375	-	-	9	-	-	23	-	-	665			
	Nordic Combined	154	-	0	259	-	1	15	-	-	71	-	-	499			
	Ski Jumping	109	-	-	286	1	-	1	-	-	26	-	-	422			
Slopestyle	-	-	-	1	-	-	-	-	-	-	-	-	1				
Totals		7,570	1	61	10,547	3	22	517	0	0	2438	0	1	21,072	84	0.40%	

2018 Anti-Doping Testing Figures
Samples Analyzed and Reported by Accredited Laboratories in ADAMS

Table 3: Total Samples Analyzed in ARISF Sport/Disciplines (Urine and Blood)

Sports	Disciplines	Urine						Blood						Sub Total	Total Samples	Total AAFs	% AAF
		IC			OOC			IC			OOC						
		Samples	ATF	AAF	Samples	ATF	AAF	Samples	ATF	AAF	Samples	ATF	AAF				
Air Sports	Hang Gliding & Paragliding	-	-	-	40	-	-	-	-	-	-	-	-	40	122	5	4.1%
	Parachuting	25	-	4	4	-	-	-	-	-	-	-	-	29			
	Aeromodeling	15	-	-	7	-	1	-	-	-	-	-	-	22			
	Aerobatic	10	-	-	2	-	-	-	-	-	-	-	-	12			
	Microlight and Paramotor	4	-	-	1	-	-	-	-	-	-	-	-	5			
	General Aviation	4	-	-	1	-	-	-	-	-	-	-	-	5			
	Ballooning	4	-	-	-	-	-	-	-	-	-	-	-	4			
	Gliding	3	-	-	1	-	-	-	-	-	-	-	-	4			
American Football	Powered Paragliding	-	-	-	1	-	-	-	-	-	-	-	-	1	843	48	5.7%
	American Football	479	-	45	323	1	3	22	-	-	19	-	-	-			
Automobile	Automobile Sports	171	-	4	10	-	-	-	-	-	-	-	-	181	361	11	3%
	Rally	78	-	2	8	-	-	-	-	-	-	-	-	86			
	Formula 1	28	-	-	10	-	-	-	-	-	-	-	-	38			
	Karting	27	-	2	2	-	-	-	-	-	-	-	-	29			
	Auto Cross	24	-	2	-	-	-	-	-	-	-	-	-	24			
	GT1	3	-	1	-	-	-	-	-	-	-	-	-	3			
Bandy	-	80	-	-	57	-	-	4	-	-	5	-	-	-	146	0	0.0%
Baseball/Softball	Baseball	526	-	11	364	-	3	5	-	-	33	-	-	928	1395	15	1.0%
	Softball	260	1	1	199	-	-	-	-	-	8	-	-	467			
Basque Pelota	-	45	-	-	11	-	-	-	-	-	-	-	-	-	56	0	0.0%
Billiards	Billiards	62	-	2	3	-	-	-	-	-	-	-	-	65	144	4	2.8%
	Pool	39	-	1	3	-	1	-	-	-	-	-	-	42			
	Snooker	32	-	-	1	-	-	-	-	-	-	-	-	33			
	Carom	4	-	-	-	-	-	-	-	-	-	-	-	4			
Boules Sports	Lawn Bowl	65	-	2	23	-	1	-	-	-	-	-	-	88	137	6	4%
	Petanque	31	-	3	1	-	-	-	-	-	-	-	-	32			
	Raffa	10	-	-	2	-	-	-	-	-	-	-	-	12			
	Lyonnaise	5	-	-	-	-	-	-	-	-	-	-	-	5			
Bowling	Bowling	107	-	-	105	-	1	-	-	-	-	-	-	212	247	1	0%
	Ten-Pin	5	-	-	16	-	-	-	-	-	-	-	-	21			
	Nine-Pin Classic	14	-	-	-	-	-	-	-	-	-	-	-	14			
Bridge	-	26	-	2	60	-	-	-	-	-	-	-	-	-	86	2	2%
Cheer	-	33	-	1	31	-	1	-	-	-	8	-	-	-	72	2	3%
Chess	-	73	-	-	3	-	-	-	-	-	-	-	-	-	76	0	0%
Cricket	Cricket	626	-	6	558	-	-	4	-	-	112	-	-	1300	1484	6	0.4%
	Twenty20	115	-	-	30	-	-	-	-	-	4	-	-	149			
	One Day International	13	-	-	12	-	-	-	-	-	-	-	-	25			
	Test	4	-	-	4	-	-	-	-	-	2	-	-	10			

2018 Anti-Doping Testing Figures
Samples Analyzed and Reported by Accredited Laboratories in ADAMS

Table 3: Total Samples Analyzed in ARISF Sports/Disciplines (Urine and Blood) - continued

Sports	Disciplines	Urine						Blood						Sub Total	Total Samples	Total AAFs	% AAF
		IC			OOC			IC			OOC						
		Samples	ATF	AAF	Samples	ATF	AAF	Samples	ATF	AAF	Samples	ATF	AAF				
DanceSport	DanceSport	127	-	-	64	-	-	9	-	-	4	-	-	204	375	1	0.3%
	Latin	60	-	1	11	-	-	4	-	-	1	-	-	76			
	Standard	48	-	-	8	-	-	4	-	-	-	-	-	60			
	Rock'n'Roll	18	-	-	-	-	-	2	-	-	-	-	-	20			
	10-dance	14	-	-	-	-	-	-	-	-	-	-	-	14			
	Hip Hop	-	-	-	1	-	-	-	-	-	-	-	-	1			
Floorball	-	224	-	3	145	-	-	5	-	-	8	-	-	-	382	3	0.8%
Flying Disc	Ultimate	21	-	-	2	-	-	-	-	-	-	-	-	-	23	0	0.0%
Karate	-	557	2	6	626	-	1	16	-	-	37	-	-	-	1236	7	0.6%
Korfbal	-	59	-	-	13	-	-	-	-	-	3	-	-	-	75	0	0%
Life Saving	Lifesaving	123	-	1	83	-	-	4	-	-	7	-	-	217	340	1	0%
	Pool	70	-	-	7	-	-	5	-	-	1	-	-	83			
	Ocean	38	-	-	2	-	-	-	-	-	-	-	-	40			
Motorcycling	Motocross	139	-	5	19	-	-	-	-	-	9	-	-	167	510	14	2.7%
	Road Racing	59	-	1	23	-	-	5	-	-	-	-	-	87			
	Motorcycle Racing	65	-	1	2	-	-	1	-	-	-	-	-	68			
	Speedway	48	-	1	4	-	-	-	-	-	-	-	-	52			
	Enduro	42	-	1	1	-	-	-	-	-	-	-	-	43			
	Supercross	25	-	2	-	-	-	-	-	-	-	-	-	25			
	Trial	20	-	1	-	-	-	-	-	-	-	-	-	20			
	Supermoto	14	-	2	-	-	-	-	-	-	-	-	-	14			
	Track Racing	11	-	-	-	-	-	-	-	-	-	-	-	11			
	Cross-Country Rallies	9	-	-	-	-	-	-	-	-	-	-	-	9			
	Quad	5	-	-	-	-	-	-	-	-	-	-	-	5			
	Road Racing Endurance	5	-	-	-	-	-	-	-	-	-	-	-	5			
	All-Terrain	4	-	-	-	-	-	-	-	-	-	-	-	4			
Mountaineering and Climbing	Mountaineering and Climbing	56	-	2	2	-	-	4	-	-	-	-	-	62	198	2	1.0%
	Skyrunning	43	-	-	5	-	-	2	-	-	-	-	-	50			
	Climbing	21	-	-	11	-	-	-	-	-	-	-	-	32			
	Ice Climbing	22	-	-	6	-	-	-	-	-	-	-	-	28			
	Ski Mountaineering	12	-	-	7	-	-	-	-	-	-	-	-	19			
	Mountain Running (R)	3	-	-	4	-	-	-	-	-	-	-	-	7			
Muaythai	-	325	1	20	160	-	-	13	-	-	8	-	-	506	20	4%	
Netball	-	88	-	-	94	-	-	2	-	-	8	-	-	192	0	0%	
Orienteering	Orienteering	115	-	-	69	-	-	3	-	-	3	-	-	190	371	1	0.3%
	Foot Orienteering	38	-	-	54	-	-	1	-	-	4	-	-	97			
	Mountain Bike Orienteering	35	-	1	6	-	-	1	-	-	1	-	-	43			
	Ski Orienteering	28	-	-	8	-	-	-	-	-	1	-	-	37			
	Trail Orienteering	4	-	-	-	-	-	-	-	-	-	-	-	4			

2018 Anti-Doping Testing Figures
Samples Analyzed and Reported by Accredited Laboratories in ADAMS

Table 3: Total Samples Analyzed in ARISF Sports/Disciplines (Urine and Blood) - continued

Sports	Disciplines	Urine						Blood						Sub Total	Total Samples	Total AAFs	% AAF
		IC			OOC			IC			OOC						
		Samples	ATF	AAF	Samples	ATF	AAF	Samples	ATF	AAF	Samples	ATF	AAF				
Polo	-	12	-	-	-	-	-	-	-	-	-	-	-	-	12	0	0%
Powerboating	Powerboating	47	-	-	-	-	-	3	-	-	-	-	-	50	120	2	1.7%
	Circuit	15	-	2	11	-	-	1	-	-	-	-	-	27			
	Aquabike	12	-	-	8	-	-	2	-	-	2	-	-	24			
	Offshore	14	-	-	5	-	-	-	-	-	-	-	-	19			
Racquetball	-	42	-	2	39	-	-	-	-	-	-	-	-	81	2	2%	
Roller Sports	Inline Speed Skating Distance greater than 1000m	163	-	4	70	-	-	22	-	-	10	-	-	265	806	9	1.1%
	Inline Speed Skating Sprint 1000m or less	119	-	1	38	-	-	17	-	-	3	-	-	177			
	Hockey	130	-	-	34	-	-	4	-	-	1	-	-	169			
	Skateboarding	63	-	4	32	-	-	-	-	-	2	-	-	97			
	Artistic	46	-	-	12	-	-	3	-	-	1	-	-	62			
	Alpine and Inline Downhill	18	-	-	-	-	-	-	-	-	-	-	-	18			
	Inline Freestyle	8	-	-	-	-	-	-	-	-	-	-	-	8			
	Roller Sports	-	-	-	5	-	-	-	-	-	-	-	-	5			
	Roller Freestyle	4	-	-	1	-	-	-	-	-	-	-	-	5			
Ski Mountaineering	-	54	-	1	65	-	-	1	-	-	11	-	-	131	1	0.8%	
Sport Climbing	Boulder	94	-	-	69	-	-	2	-	-	12	-	-	177	492	1	0%
	Lead	94	-	-	22	-	-	1	-	-	4	-	-	121			
	Speed	63	-	1	55	-	-	-	-	-	3	-	-	121			
	Combined	23	-	-	17	-	-	-	-	-	1	-	-	41			
	Sport Climbing	11	-	-	14	-	-	1	-	-	1	-	-	27			
	Mountain Running	5	-	-	-	-	-	-	-	-	-	-	-	5			
Squash	-	197	-	3	187	-	1	8	-	-	7	-	-	399	4	1.0%	
Sumo	-	108	-	-	19	-	-	2	-	-	-	-	-	129	0	0.0%	
Surfing	Surfing	106	-	1	43	-	-	-	-	-	1	-	-	150	208	2	1.0%
	Stand Up Paddle	44	-	1	1	-	-	-	-	-	-	-	-	45			
	Body Board	1	-	-	7	-	-	-	-	-	1	-	-	9			
	Wind Surfing	-	-	-	4	-	-	-	-	-	-	-	-	4			
Tug of War	-	47	-	-	27	-	-	-	-	-	2	-	-	76	0	0.0%	

2018 Anti-Doping Testing Figures
Samples Analyzed and Reported by Accredited Laboratories in ADAMS

Table 3: Total Samples Analyzed in ARISF Sports/Disciplines (Urine and Blood) - continued

Sports	Disciplines	Urine						Blood						Sub Total	Total Samples	Total AAFs	% AAF
		IC			OOC			IC			OOC						
		Samples	ATF	AAF	Samples	ATF	AAF	Samples	ATF	AAF	Samples	ATF	AAF				
Underwater Sports	Finswimming Pool	196	-	1	90	-	1	2	-	-	5	-	-	293	631	9	1.4%
	Finswimming Open Water	112	-	3	12	-	1	-	-	-	1	-	-	125			
	Apnoea (all subdisciplines)	37	-	1	8	-	-	-	-	-	2	-	-	47			
	UW Rugby	18	-	-	23	-	-	-	-	-	2	-	-	43			
	UW Orienteering	16	-	-	16	-	-	2	-	-	-	-	-	34			
	Sport Diving	24	-	1	-	-	-	-	-	-	-	-	-	24			
	UW Hockey	15	-	-	4	-	-	-	-	-	-	-	-	19			
	Free Immersion	16	-	-	-	-	-	1	-	-	-	-	-	17			
	Spearfishing	16	-	1	-	-	-	-	-	-	-	-	-	16			
	Finswimming	9	-	-	-	-	-	-	-	-	-	-	-	9			
Water Skiing	Visual	4	-	-	-	-	-	-	-	-	-	-	-	4	198	3	2%
	Wakeboard Boat	42	-	1	18	1	-	-	-	-	2	-	-	62			
	Racing Water Ski	38	1	-	6	-	-	-	-	-	-	-	-	44			
	Cableski	12	-	-	14	-	-	-	-	-	1	-	-	27			
	Tournament	12	-	-	10	-	-	-	-	-	-	-	-	22			
	Cable Wakeboard	19	-	1	2	-	-	-	-	-	-	-	-	21			
	Waterskiing	9	-	1	1	-	-	-	-	-	-	-	-	10			
	Barefoot	5	-	-	3	-	-	-	-	-	-	-	-	8			
Wushu	Tricks & Jumps (R)	4	-	-	-	-	-	-	-	-	-	-	-	4	469	12	2.6%
	Sanda	168	1	12	123	-	-	-	-	-	5	-	-	296			
	Taolu	82	-	-	82	-	-	2	-	-	3	-	-	169			
	Wushu	4	-	-	-	-	-	-	-	-	-	-	-	4			
Totals		8,043	6	179	4,527	2	15	190	0	0	369	0	0		13,129	194	1.48%

2018 Anti-Doping Testing Figures
Samples Analyzed and Reported by Accredited Laboratories in ADAMS

Table 4: Total Samples Analyzed in AIMS Sport/Disciplines (Urine and Blood)

Sports	Disciplines	Urine						Blood						Sub Total	Total Samples	Total AAFs	% AAF
		Samples	IC ATF	AAF	Samples	IC ATF	AAF	Samples	IC ATF	AAF	Samples	IC ATF	AAF				
Aikido	-	3	-	-	-	-	-	-	-	-	-	-	-	-	3	0	0%
Arm Wrestling	-	150	-	13	60	-	9	2	-	-	-	-	-	-	212	22	10%
Bodybuilding	Bodybuilding	488	-	138	219	5	27	39	-	-	27	-	-	773	1222	212	17%
	Fitness	190	-	32	214	-	15	20	-	-	25	-	-	449			
Casting	Casting	13	-	-	6	-	-	-	-	-	-	-	-	19	21	0	0%
	Coarse Fishing	-	-	-	2	-	-	-	-	-	-	-	-	2			
Darts	-	72	-	1	-	-	-	-	-	-	-	-	-	-	72	1	1%
Dragon Boat	-	29	-	-	74	-	2	-	-	-	4	-	-	-	107	2	2%
Draughts	-	11	-	2	7	-	-	-	-	-	-	-	-	-	18	2	11.1%
Fistball	-	4	-	-	21	-	-	1	-	-	-	-	-	-	26	0	0%
Go	-	30	-	-	-	-	-	-	-	-	-	-	-	-	30	0	0%
Icestocksport	Icestocksport Target	16	-	-	9	-	-	-	-	-	2	-	-	27	43	0	0%
	Icestocksport Distance	9	-	-	3	-	-	3	-	-	1	-	-	16			
Jiu-Jitsu	-	103	-	6	146	1	3	6	-	-	11	-	-	-	266	9	3%
Kendo	-	40	-	-	4	-	-	-	-	-	-	-	-	-	44	0	0%
Kickboxing	Kickboxing	255	-	19	163	-	4	13	-	-	14	-	-	445	719	33	4.6%
	K1 Rules	114	1	4	21	-	-	-	-	-	1	-	-	136			
	Full Contact	15	-	1	31	-	-	-	-	-	2	-	-	48			
	Kick Light	25	-	1	-	-	-	-	-	-	-	-	-	25			
	Low Kick	20	-	-	3	-	-	1	-	-	-	-	-	24			
	Panrace	17	1	2	2	-	1	-	-	-	-	-	-	19			
	Light Contact	11	-	1	7	-	-	-	-	-	-	-	-	18			
Point Fighting	3	-	-	1	-	-	-	-	-	-	-	-	4				
Lacrosse	-	19	-	1	12	-	-	-	-	-	4	-	-	-	35	1	2.9%
Minigolf	-	16	-	-	2	-	-	-	-	-	-	-	-	-	18	0	0%
Powerlifting	Powerlifting	1897	9	131	1443	6	63	69	-	-	258	-	-	3667	4069	217	5.3%
	Bench Press	188	-	13	10	-	1	7	-	-	-	-	-	205			
	Force Athletique	134	1	8	44	1	1	6	-	-	13	-	-	197			
Sambo	-	225	0	9	143	-	2	10	-	-	2	-	-	-	380	11	2.9%
Savate	Savate	4	-	-	9	-	-	-	-	-	1	-	-	14	22	0	0.0%
	Savate Assaut	7	-	-	-	-	-	-	-	-	-	-	-	7			
	Savate de Combat	1	-	-	-	-	-	-	-	-	-	-	-	1			
Sepaktakraw	Sepaktakraw	78	-	-	130	-	-	-	-	-	-	-	-	208	209	0	0.0%
	Beach Sepaktakraw	1	-	-	-	-	-	-	-	-	-	-	-	1			
Sleddog	-	35	-	1	4	-	-	-	-	-	-	-	-	-	39	1	2.6%
Soft Tennis	-	78	-	-	44	-	-	-	-	-	1	-	-	-	123	0	0%
Sport Fishing	Sport Fishing	22	-	1	-	-	-	-	-	-	-	-	-	22	41	2	4.9%
	Fresh Water Sport Fishing	11	-	1	2	-	-	-	-	-	-	-	-	13			
	Fly Sport Fishing	2	1	-	2	-	-	-	-	-	-	-	-	4			
	Sea Angling	2	-	-	-	-	-	-	-	-	-	-	-	2			
Totals		4,338	13	385	2,838	13	128	177	-	-	366	-	-	7,719	513	6.6%	

Table 5: Total Samples Analyzed in Sports for Athletes with an Impairment (Urine and Blood)

Sports	Disciplines	Urine						Blood						Sub Total	Total Samples	Total AAFs	% AAF
		IC			OOC			IC			OOC						
		Samples	ATF	AAF	Samples	ATF	AAF	Samples	ATF	AAF	Samples	ATF	AAF				
Aquatics	CISS Swimming Sprint 100m or less	14	-	1	6	-	-	-	-	-	-	-	-	20	58	1	2%
	CISS Swimming Middle Distance 200-400m	4	-	-	12	-	-	-	-	-	1	-	-	17			
	INAS Swimming Sprint 100m or less	6	-	-	5	-	-	-	-	-	-	-	-	11			
	INAS Swimming Middle Distance 200-400m	1	-	-	5	-	-	-	-	-	-	-	-	6			
	CISS Swimming Long Distance 800m and greater	-	-	-	3	-	-	-	-	-	-	-	-	3			
	INAS Swimming Long Distance 800m and greater	-	-	-	1	-	-	-	-	-	-	-	-	1			
Archery	Para-Archery	72	-	4	114	-	3	-	-	-	-	-	-	-	186	7	3.8%
ArmWrestling	Para-Arm Wrestling	9	-	-	3	-	1	-	-	-	-	-	-	-	12	1	8%
Athletics	CISS Sprint 400m or less	22	-	-	15	-	-	3	-	-	1	-	-	41	200	4	2%
	CISS Long Distance 3000m and greater	24	-	1	13	-	-	-	-	-	1	-	-	38			
	CISS Jumps	22	-	-	6	-	-	-	-	-	1	-	-	29			
	CISS Middle Distance 800-1500m	16	-	-	6	-	-	2	-	-	-	-	-	24			
	CISS Combined Events	6	-	-	11	-	-	-	-	-	-	-	-	17			
	INAS Throws	6	-	-	5	-	2	-	-	-	-	-	-	11			
	INAS Middle Distance 800-1500m	1	-	-	10	-	-	-	-	-	-	-	-	11			
	INAS Sprint 400m or less	4	-	1	6	-	-	-	-	-	-	-	-	10			
	CISS Throws	4	-	-	3	-	-	-	-	-	-	-	-	7			
	INAS Jumps	-	-	-	4	-	-	-	-	-	-	-	-	4			
	IBSA Athletics	4	-	-	-	-	-	-	-	-	-	-	-	4			
	INAS Long Distance 3000m and greater	3	-	-	-	-	-	-	-	-	-	-	-	3			
	INAS Combined Events	-	-	-	1	-	-	-	-	-	-	-	-	1			
Badminton	Para-Badminton	114	-	4	109	-	-	1	-	-	20	-	-	244	248	4	1.6%
	CISS Badminton	4	-	-	-	-	-	-	-	-	-	-	-	4			
Basketball	Wheelchair Basketball	105	-	2	207	-	1	2	-	-	12	-	-	326	342	3	0.9%
	CISS Basketball	9	-	-	4	-	-	-	-	-	-	-	-	13			
	INAS-FID Basketball	2	-	-	-	-	-	-	-	-	-	-	-	2			
	Basketball ID	1	-	-	-	-	-	-	-	-	-	-	-	1			
Bobsleigh	Para-Bobsleigh	10	-	-	3	-	-	-	-	-	-	-	-	-	13	0	0%
Boccia	Para-Boccia	63	-	1	24	-	-	-	-	-	-	-	-	-	87	1	1%
Bowling	CISS Bowling	38	-	-	-	-	-	-	-	-	-	-	-	38	49	0	0.0%
	IBSA tenpin bowling	-	-	-	11	-	-	-	-	-	-	-	-	11			
Canoe / Kayak	Para-Canoe Sprint	24	-	1	81	2	-	1	-	-	3	-	-	-	109	1	0.9%
CP Football	-	10	-	-	11	-	-	1	-	-	-	-	-	-	22	0	64%

Table 5: Total Samples Analyzed in Sports for Athletes with an Impairment (Urine and Blood) - continued

Sports	Disciplines	Urine						Blood						Sub Total	Total Samples	Total AAFs	% AAF
		IC Samples	ATF	AAF	OOO Samples	ATF	AAF	IC Samples	ATF	AAF	OOO Samples	ATF	AAF				
Curling	Wheelchair Curling	33	-	-	80	-	1	-	-	-	-	-	-	113	118	1	1%
	CISS Curling	5	-	-	-	-	-	-	-	-	-	-	-	5			
Cycling	Para-Cycling Road	204	1	11	276	-	2	6	-	-	47	-	-	533	817	16	0.4%
	Para-Cycling Track Sprint	83	-	1	55	-	-	-	-	-	7	-	-	145			
	Para-Cycling Track Endurance	40	-	1	59	-	-	2	-	-	11	-	-	112			
	INAS Cycling Road	17	1	-	1	-	-	-	-	-	-	-	-	18			
	Para-Cycling	4	-	-	-	-	-	-	-	-	-	-	-	4			
	CISS Mountain Bike	2	-	-	1	-	-	-	-	-	-	-	-	3			
	CISS Cycling Road	-	-	-	1	-	1	-	-	-	-	-	-	1			
	INAS Cycling Track Endurance	-	-	-	1	-	-	-	-	-	-	-	-	1			
Equestrian	Para-Equestrian	29	-	1	17	-	-	-	-	-	-	-	-	46	1	2%	
Fencing	Wheelchair Fencing	95	-	2	73	-	-	-	-	-	3	-	-	171	2	1%	
Field Hockey	IWAS Powerchair Hockey	12	-	1	-	-	-	-	-	-	-	-	-	12	1	8%	
Football	CISS Football	18	-	-	15	-	-	1	-	-	-	-	-	34	55	1	0%
	INAS Football	6	-	-	9	-	-	-	-	-	-	-	-	15			
	INAS Futsal	4	-	1	2	-	-	-	-	-	-	-	-	6			
Football 5-a-Side	Para-Football 5-a-side	64	1	3	12	-	-	5	-	-	-	-	-	81	3	4%	
Football 7-a-Side	Para-Football 7-a-side	4	-	-	36	-	1	2	-	-	-	-	-	42	1	2%	
Goalball	-	75	-	2	65	-	-	3	-	-	2	-	-	145	2	1%	
Handball	CISS Handball	10	-	1	27	-	-	-	-	-	-	-	-	37	43	1	2%
	Wheelchair Handball	6	-	-	-	-	-	-	-	-	-	-	-	6			
Judo	Para-Judo	82	-	3	141	-	1	5	-	-	6	-	-	234	240	4	2%
	CISS Judo	6	-	-	-	-	-	-	-	-	-	-	-	6			
Luge	Para-Luge	-	-	-	2	-	-	-	-	-	-	-	-	2	0	0%	
Para-Bowling	Para-Bowling	3	-	-	8	-	-	-	-	-	-	-	-	11	0	0%	
Para-Bowls	Para-Bowls	15	-	-	7	-	-	-	-	-	-	-	-	22	0	0%	
Powerlifting	IBSA Powerlifting	15	-	-	19	-	1	-	-	-	7	-	-	41	1	2.4%	
Rowing	Para-Rowing	50	-	2	85	1	1	-	-	-	10	-	-	145	3	2.1%	
Other Rugby	Wheelchair Rugby	92	-	2	64	-	-	4	-	-	2	-	-	162	2	1%	
Sailing	Para-Sailing	6	-	2	7	-	-	-	-	-	-	-	-	13	2	15%	
Showdown	-	2	-	1	-	-	-	-	-	-	-	-	-	2	1	50%	
Sitting Volleyball	-	62	1	2	152	-	-	2	-	-	4	-	-	220	2	1%	
Skiing	INAS Alpine	4	-	-	-	-	-	-	-	-	-	-	-	4	8	0	0%
	CISS Alpine Skiing	-	-	-	3	-	-	-	-	-	-	-	-	3			
	CISS Snowboard	-	-	-	1	-	-	-	-	-	-	-	-	1			
Sport Climbing	Para-Climbing	19	-	2	-	-	-	-	-	-	-	-	-	19	2	11%	
Table Tennis	Para-Table Tennis	75	-	1	170	-	1	2	-	-	6	-	-	253	261	2	0.8%
	INAS Table Tennis	3	1	-	2	-	-	-	-	-	-	-	-	5			
	CISS Table Tennis	1	-	-	2	-	-	-	-	-	-	-	-	3			

Table 5: Total Samples Analyzed in Sports for Athletes with an Impairment (Urine and Blood) - continued

Sports	Disciplines	Urine						Blood						Sub Total	Total Samples	Total AAFs	% AAF
		IC Samples	ATF	AAF	OOO Samples	ATF	AAF	IC Samples	ATF	AAF	OOO Samples	ATF	AAF				
Taekwondo	Para-Taekwondo-Kyorugi	60	-	3	58	-	-	1	-	-	2	-	-	121	139	3	2%
	Para-Taekwondo Poomsae	10	-	-	2	-	-	-	-	-	-	-	-	12			
	CISS Taekwondo	-	-	-	5	-	-	-	-	-	-	-	-	5			
	Para-Taekwondo	-	-	-	1	-	-	-	-	-	-	-	-	1			
Tennis	Wheelchair Tennis	97	-	1	152	-	-	1	-	-	78	-	-	328	339	1	0.3%
	CISS Tennis	6	-	-	5	-	-	-	-	-	-	-	-	11			
Triathlon	Para-Triathlon	120	-	-	79	-	-	1	-	-	16	-	-	216	0	0.0%	
Volleyball	CISS Volleyball	5	-	-	-	-	-	-	-	-	-	-	-	5	6	0	0.0%
	Sitting Volleyball	1	-	-	-	-	-	-	-	-	-	-	-	1			
Waterskiing	Disabled	6	-	-	2	-	-	-	-	-	-	-	-	8	0	0.0%	
Wrestling	CISS Wrestling Freestyle	6	-	-	-	-	-	-	-	-	-	-	-	6	11	0	0%
	CISS Greco-Roman Wrestling	2	-	-	3	-	-	-	-	-	-	-	-	5			
Totals		2057	5	58	2,379	3	16	45	0	0	240	0	0	4,721	74	1.6%	

** Sports and disciplines under the governance of the respective ASOIF and AIOWF IFs.

Table 6: Total Samples Analyzed in IPC Sport/Disciplines (Urine and Blood)

Sports	Disciplines	Urine						Blood						Sub Total	Total per Sport	Total AAFs	% AAF
		IC			OOC			IC			OOC						
		Samples	ATF	AAF	Samples	ATF	AAF	Samples	ATF	AAF	Samples	ATF	AAF	Total			
Para-Alpine Skiing	-	115	-	6	261	-	3	8	-	-	20	-	-	-	404	9	2%
Athletics	IPC Long Distance 3000m+ (R)	-	-	-	2	-	-	-	-	-	-	-	-	-	2	0	0%
	Sprint 400m or less	240	2	8	399	3	8	9	-	-	41	-	-	689			
	Throws	219	-	2	303	-	2	6	-	-	37	-	-	565			
	Middle Distance 800-1500m	107	-	2	203	-	2	4	-	-	17	-	-	331			
Para-Athletics	Long Distance 3000m and greater	127	-	-	91	-	2	1	-	-	11	-	-	230	2042	28	1%
	Jumps	62	-	2	102	-	-	3	-	-	11	-	-	178			
	Combined Events	3	-	-	40	-	-	-	-	-	1	-	-	44			
	Para-Athletics	5	-	-	-	-	-	-	-	-	-	-	-	5			
Para-Biathlon	-	93	-	-	103	-	1	30	-	-	74	-	-	-	300	1	0%
Para-Cross Country Skiing	Middle/Long Distance	94	-	-	174	-	1	19	-	-	21	-	-	308	514	2	0%
	Sprint/Short Distance	44	-	-	122	-	1	14	-	-	26	-	-	206			
Para-DanceSport	-	6	-	-	-	-	-	-	-	-	-	-	-	-	6	0	0%
Para-Ice Hockey	-	120	-	7	125	-	-	14	-	-	11	-	-	-	270	7	3%
Para-Powerlifting	-	431	-	14	304	2	6	23	-	-	49	-	-	-	807	20	2%
Para-Snowboard	-	50	-	2	91	-	-	3	-	-	3	-	-	-	147	2	1%
	Sprint 100m or less	343	-	8	399	1	-	18	-	-	24	-	-	784			
	Middle Distance 200-400m	144	-	5	200	-	1	6	-	-	10	-	-	360	1177	14	1%
Para-Swimming	Long Distance 800m and greater	5	-	-	10	-	-	-	-	-	2	-	-	17			
	Para-Swimming	6	-	-	9	-	-	1	-	-	-	-	-	16			
Powerlifting	IPC Powerlifting (R)	2	-	-	8	-	-	-	-	-	-	-	-	-	10	0	0%
Shooting	IPC Shooting (R)	2	-	-	-	-	-	-	-	-	-	-	-	-	2	0	0%
Shooting Para Sport	-	89	-	1	97	-	1	-	-	-	-	-	-	-	186	2	1%
	Totals	2,307	2	57	3,043	6	28	159	-	-	358	-	-		5,867	85	1.45%

Table 7: Total Samples Analyzed in Sport/Disciplines from Code Signatories (Urine and Blood)

Sports	Disciplines	Urine						Blood						Sub Total	Total Samples	Total AAFs	% AAF	
		IC Samples	ATF	AAF	OOO Samples	ATF	AAF	IC Samples	ATF	AAF	OOO Samples	ATF	AAF					
Bowls	-	17	-	-	6	-	-	-	-	-	-	-	-	-	-	23	0	0.0%
DanceSport	WDC DanceSport	23	-	1	-	-	-	-	-	-	-	-	-	-	-	23	1	4%
Electronic Sports	e-sports	3	-	-	24	-	-	-	-	-	-	-	-	-	-	27	0	0%
Karate	Shinkyokushin WKO	21	-	-	-	-	-	-	-	-	-	-	-	-	-	21	0	0.0%
Kettlebell Lifting	-	55	-	4	21	-	-	2	-	-	1	-	-	-	-	79	4	5.1%
Kurash	-	14	-	1	32	-	-	-	-	-	2	-	-	-	-	48	1	2.1%
Pole sports	-	21	-	-	-	-	-	-	-	-	-	-	-	-	-	21	0	0.0%
Rugby League	-	409	1	8	1176	1	2	4	-	-	181	-	-	-	-	1,770	10	0.6%
Taekwondo	ITF Taekwondo	56	-	-	26	-	-	1	-	-	1	-	-	-	-	84	0	0.0%
Triathlon	Ironman	399	-	4	446	-	4	-	-	-	65	-	2	-	-	910	10	1.1%
	Totals	1,018	1	18	1,731	1	6	7	-	-	250	-	2		3,006	26	0.86%	

Table 8: Total Samples Analyzed in Other Sport/Disciplines - Non-Code Signatories (Urine and Blood)

Sports	Disciplines	Urine						Blood						Sub Total	Total Samples	Total AAFs	% AAF
		IC Samples	ATF	AAF	OOC Samples	ATF	AAF	IC Samples	ATF	AAF	OOC Samples	ATF	AAF				
Aesthetic Group Gymnastics	Aesthetic Group Gymnastics	3	-	-	-	-	-	-	-	-	-	-	-	-	3	0	0.0%
American Football	University	110	-	12	240	-	1	32	-	-	8	-	-	-	390	13	3%
Aquatics	University Swimming Middle Distance 200-400m	13	-	-	8	-	-	-	-	-	1	-	-	22	119	0	0.0%
	University Swimming Sprint 100m or less	12	-	-	6	-	-	-	-	-	1	-	-	19			
	Free Diving	16	-	-	-	-	-	-	-	-	-	-	-	16			
	University Diving	6	-	-	8	-	-	-	-	-	-	-	-	14			
	Military Swimming Sprint 100m or less	7	-	-	4	-	-	-	-	-	2	-	-	13			
	Military Swimming Middle Distance 200-400m	5	-	-	3	-	-	-	-	-	-	-	-	8			
	University Water Polo	7	-	-	-	-	-	-	-	-	-	-	-	7			
	University Swimming	7	-	-	-	-	-	-	-	-	-	-	-	7			
	University Swimming Long Distance 800m or greater	2	-	-	3	-	-	-	-	-	-	-	-	5			
	University Open Water	3	-	-	1	-	-	-	-	-	-	-	-	4			
	Military Swimming Long Distance 800m or greater	2	-	-	-	-	-	-	-	-	-	-	-	2			
University Synchronised Swimming	2	-	-	-	-	-	-	-	-	-	-	-	2				
Archery	University	2	-	-	-	-	-	-	-	-	-	-	-	2	3	0	0%
	Military Archery	-	-	-	1	-	-	-	-	-	-	-	-	1			
Athletics	College Cross Country	38	-	-	11	-	1	-	-	-	-	-	-	49	206	3	1.5%
	University Sprint 400m or less	26	-	-	3	-	-	-	-	-	-	-	-	29			
	University Long Distance 3000m or greater	25	-	-	2	-	-	-	-	-	-	-	-	27			
	Military Long Distance 3000m or greater	17	-	-	7	-	-	-	-	-	1	-	-	25			
	University Throws	18	-	1	1	-	-	-	-	-	-	-	-	19			
	University	15	-	-	-	-	-	-	-	-	-	-	-	15			
	University Jumps	11	-	-	-	-	-	-	-	-	-	-	-	11			
	Military Middle Distance 800-1500m	4	-	-	4	-	-	1	-	-	1	-	-	10			
	University Middle Distance 800-1500m	9	-	1	-	-	-	-	-	-	-	-	-	9			
	WMA Masters Athletics	5	-	-	1	-	-	-	-	-	-	-	-	6			
	University Combined Events	2	-	-	1	-	-	-	-	-	1	-	-	4			
Military Sprint 400m or less	2	-	-	-	-	-	-	-	-	-	-	-	2				
Australian Rules	-	133	-	2	295	-	-	-	-	-	3	-	-	-	431	2	0.5%
Badminton	University	10	-	-	-	-	-	-	-	-	-	-	-	10	12	0	0%
	College	2	-	-	-	-	-	-	-	-	-	-	-	2			
Baseball	Professional Baseball	328	-	6	98	-	-	18	-	-	7	-	-	451	503	7	1.4%
	Pesäpallo	18	-	-	9	-	-	-	-	-	2	-	-	29			
	Rubber Baseball	17	-	-	-	-	-	-	-	-	-	-	-	17			
	University	6	-	1	-	-	-	-	-	-	-	-	-	6			
Basketball	Professional Basketball	118	-	3	51	1	-	8	-	-	8	-	-	185	233	3	1.3%
	University	31	-	-	-	-	-	-	-	-	-	-	-	31			
	College	9	-	-	8	-	-	-	-	-	-	-	-	17			

Table 8: Total Samples Analyzed in Other Sport/Disciplines - Non-Code Signatories (Urine and Blood) - continued

Sports	Disciplines	Urine						Blood						Sub Total	Total Samples	Total AAFs	% AAF
		IC			OOC			IC			OOC						
		Samples	ATF	AAF	Samples	ATF	AAF	Samples	ATF	AAF	Samples	ATF	AAF				
Basque Sports	Basque Sports	11	1	-	-	-	-	-	-	-	-	-	-	11	30	2	7%
	Aizkora-korrika	7	-	-	-	-	-	-	-	-	-	-	-	7			
	Aizkolaritza	6	-	-	-	-	-	-	-	-	-	-	-	6			
	Txinga-eroatea	2	-	1	-	-	-	-	-	-	-	-	-	2			
	Harri jasotzea	2	-	-	-	-	-	-	-	-	-	-	-	2			
	Giza-abere probak	1	-	1	-	-	-	-	-	-	-	-	-	1			
	Sega	1	-	-	-	-	-	-	-	-	-	-	-	1			
Biathlon	Military Biathlon	4	-	-	-	-	-	1	-	-	-	-	-	5	9	0	0%
	University	-	-	-	3	-	-	-	-	-	1	-	-	4			
Billiards Sports	Professional Snooker	2	-	-	-	-	-	-	-	-	-	-	-	-	2	0	0%
Bodybuilding	INBA Natural Bodybuilding	91	-	7	18	-	-	5	-	-	3	-	-	117	303	48	15.8%
	CrossFit	59	-	3	7	-	6	-	-	-	-	-	-	66			
	WNBF Natural Bodybuilding	51	-	8	10	-	1	-	-	-	-	-	-	61			
	Physique Sports	31	-	15	23	-	7	-	-	-	2	-	-	56			
	FISAF Fitness	2	-	-	-	-	-	-	-	-	-	-	-	2			
	IDFA Bodybuilding	1	-	1	-	-	-	-	-	-	-	-	-	1			
Boxing	Professional Boxing	87	-	6	85	-	-	14	-	-	44	-	-	230	367	15	4.1%
	WBC Professional Boxing	50	-	3	-	-	-	-	-	-	-	-	-	50			
	WBA Professional Boxing	38	-	2	-	-	-	-	-	-	-	-	-	38			
	WBF Professional Boxing	25	-	1	1	-	-	-	-	-	-	-	-	26			
	IBO Professional Boxing	12	-	3	-	-	-	-	-	-	-	-	-	12			
	WBO Professional Boxing	9	-	-	-	-	-	-	-	-	-	-	-	9			
	University	2	-	-	-	-	-	-	-	-	-	-	-	2			
Bridge	University	5	-	-	-	-	-	-	-	-	-	-	-	5	0	0.0%	
Broomball	-	6	-	-	-	-	-	-	-	-	-	-	-	6	0	0.0%	
Budo	-	4	-	-	9	-	-	-	-	-	-	-	-	13	0	0%	
Canicross	-	3	-	-	-	-	-	-	-	-	-	-	-	3	0	0%	
Canoe/Kayak	Dragon Boat	20	-	-	25	-	-	-	-	-	2	-	-	47	62	0	0%
	University Long Distance 1000m	7	-	-	1	-	-	-	-	-	-	-	-	8			
	University Wild Water	3	-	-	-	-	-	-	-	-	-	-	-	3			
	University Canoe Slalom	2	-	-	-	-	-	-	-	-	-	-	-	2			
	University Sprint 200m	-	-	-	1	-	-	-	-	-	-	-	-	1			
	University	1	-	-	-	-	-	-	-	-	-	-	-	1			
Chanbara	-	-	-	2	-	-	-	-	-	-	-	-	-	2	0	0%	
Cheerleading	-	14	-	-	4	-	-	-	-	-	-	-	-	18	0	0%	
Chin-up	Chin-Up Repetitions	5	-	-	1	-	-	2	-	-	1	-	-	9	13	0	0%
	Weighted Chin-Up	3	-	-	1	-	-	-	-	-	-	-	-	4			

2018 Anti-Doping Testing Figures
Samples Analyzed and Reported by Accredited Laboratories in ADAMS

Table 8: Total Samples Analyzed in Other Sport/Disciplines - Non-Code Signatories (Urine and Blood) - continued

Sports	Disciplines	Urine						Blood						Sub Total	Total Samples	Total AAFs	% AAF
		IC			OOC			IC			OOC						
		Samples	ATF	AAF	Samples	ATF	AAF	Samples	ATF	AAF	Samples	ATF	AAF				
Clay Target Shooting	-	4	-	-	4	-	-	-	-	-	-	-	-	-	8	0	0%
Company Sports	-	-	-	-	2	-	-	-	-	-	-	-	-	-	2	0	0%
Course Camarguaise	-	8	-	1	-	-	-	-	-	-	-	-	-	-	8	1	13%
Cricket	Pro Cricket	-	-	-	-	-	-	-	-	-	1	-	-	-	1	0	0%
Cross training/Military cross training	-	10	-	-	-	-	-	-	-	-	-	-	-	-	10	0	0%
Crossbow	-	3	-	-	-	-	-	-	-	-	-	-	-	-	3	0	0%
Cycling	Military Road	5	-	-	-	-	-	-	-	-	-	-	-	5	20	0	0.0%
	Military Track Endurance	1	-	-	2	-	-	-	-	-	1	-	-	4			
	University Mountain Bike	4	-	-	-	-	-	-	-	-	-	-	-	4			
	Military Track Sprint	-	-	-	2	-	-	-	-	-	1	-	-	3			
	Military Cycling	2	-	-	-	-	-	-	-	-	-	-	-	2			
	Military Mountain Bike	1	-	-	-	-	-	-	-	-	-	-	-	1			
	University Track Sprint	1	-	-	-	-	-	-	-	-	-	-	-	1			
Extreme Sports	Extreme Skateboard	6	-	-	-	-	-	-	-	-	-	-	-	6	7	0	0%
	Extreme Sports Climbing	-	-	-	1	-	-	-	-	-	-	-	-	1			
Field Hockey	University	2	-	-	-	-	-	-	-	-	-	-	-	-	2	0	0%
FIFA e-sports	-	8	-	-	-	-	-	-	-	-	-	-	-	-	8	0	0%
Firefighting and	-	35	-	-	-	-	-	-	-	-	-	-	-	-	35	0	0%
Floorball	University	6	-	-	-	-	-	-	-	-	-	-	-	-	6	0	0%
Football	University	41	-	1	-	-	-	-	-	-	-	-	-	41	83	1	1.2%
	University Futsal	21	-	-	-	-	-	-	-	-	-	-	-	21			
	College	6	-	-	13	-	-	-	-	-	-	-	-	19			
	Mini Football	2	-	-	-	-	-	-	-	-	-	-	-	2			
French Boxing	-	4	-	-	-	-	-	-	-	-	-	-	-	4	0	0%	
Friskis & Svettis	-	-	-	-	102	-	1	-	-	-	-	-	-	-	102	1	1%
Full Contact	-	2	-	-	-	-	-	-	-	-	-	-	-	-	2	0	0%
Gaelic Games	Football	25	-	1	44	-	-	-	-	-	13	-	-	82	149	1	1%
	Hurling	18	-	-	35	-	-	-	-	-	6	-	-	59			
	Ladies Gaelic Football	8	-	-	-	-	-	-	-	-	-	-	-	8			
Golf	Professional Golf	145	-	-	44	-	-	-	-	-	3	-	-	192	203	0	0.0%
	University	5	-	-	-	-	-	-	-	-	-	-	-	5			
	Military Golf	4	-	-	-	-	-	-	-	-	-	-	-	4			
	College	2	-	-	-	-	-	-	-	-	-	-	-	2			
Gymnastics	University Rhythmic	-	-	-	1	-	-	-	-	-	-	-	-	-	1	0	0%
Handball	University	10	-	-	-	-	-	-	-	-	-	-	-	-	10	0	0.0%
Heavy Athletics	-	6	-	-	-	-	-	-	-	-	-	-	-	-	6	0	0.0%

Table 8: Total Samples Analyzed in Other Sport/Disciplines - Non-Code Signatories (Urine and Blood) - continued

Sports	Disciplines	Urine						Blood						Sub Total	Total Samples	Total AAFs	% AAF
		IC Samples	ATF	AAF	OOO Samples	ATF	AAF	IC Samples	ATF	AAF	OOO Samples	ATF	AAF				
Heavy Events	Strongest man	10	-	-	8	-	-	4	-	-	3	-	-	25	45	0	0%
	Strongest Women	4	-	-	3	-	-	-	-	1	-	-	8				
	Pole dance	4	-	-	3	-	-	-	-	1	-	-	8				
	Gripevents	3	1	-	1	-	-	-	-	-	-	-	4				
Highland Games	-	6	-	-	-	-	-	-	-	-	-	-	6	0	0%		
Horse Racing	-	294	-	6	2	-	1	-	-	-	-	-	296	7	2.4%		
Ice Hockey	University	39	-	6	17	-	-	-	-	-	-	-	56	60	6	10.0%	
	National Icehockey League	-	-	-	4	-	-	-	-	-	-	-	4				
Jet-Ski	-	15	-	1	15	-	-	-	-	-	-	-	30	1	3.3%		
Jiu-Jitsu	-	18	-	5	27	-	-	-	-	5	-	-	50	5	10.0%		
Judo	University	-	-	-	1	-	-	-	-	-	-	-	1	0	0.0%		
Kabaddi	Kabaddi	110	-	9	118	-	-	-	-	-	-	-	228	240	9	3.8%	
	Indoor	1	-	-	9	-	-	-	-	-	-	-	10				
	Beach	-	-	-	2	-	-	-	-	-	-	-	2				
Karate	Kyokushin	24	-	-	16	-	-	-	-	-	-	-	40	59	0	0.0%	
	University	19	-	-	-	-	-	-	-	-	-	-	19				
Kempo	-	5	-	-	13	-	-	-	-	-	-	-	18	0	0.0%		
Kho Kho	-	8	-	-	-	-	-	-	-	-	-	-	8	0	0.0%		
Kickboxing	IKF-Kickboxing	6	-	-	-	-	-	-	-	-	-	-	6	0	0.0%		
Kudo	-	4	-	-	2	-	-	-	-	-	-	-	6	0	0%		
Kung Fu	-	2	-	-	31	-	-	-	-	-	-	-	33	0	0.0%		
Longue Paume	-	12	-	6	-	-	-	-	-	-	-	-	12	6	50.0%		
Leones Bowls	-	2	-	-	-	-	-	-	-	-	-	-	2	0	0.0%		
Military Patrol	-	4	-	-	-	-	-	-	-	-	-	-	4	0	0.0%		
Military Sport Pentathlon	Military Pentathlon	13	-	-	-	-	-	1	-	-	-	-	14	22	0	0%	
	Military Modern Pentathlon	8	-	-	-	-	-	-	-	-	-	-	8				
Mixed Martial Arts	-	447	1	24	2254	2	39	27	-	-	115	-	2843	63	2.2%		
Modern Pentathlon	Military Sport Pentathlon	-	-	-	1	-	-	-	-	-	-	-	1	0	0.0%		
Multifunctional Training	-	8	-	2	-	-	-	-	-	-	-	-	8	2	25.0%		
Orienteering	University	10	-	-	-	-	-	-	-	-	-	-	10	13	0	0%	
	Military Orienteering	3	-	-	-	-	-	-	-	-	-	-	3				
Padel	-	18	-	1	-	-	-	1	-	-	-	-	19	1	5.3%		
Pencak Silat	-	62	-	-	68	-	-	-	-	-	-	-	130	0	0.0%		
Power Press	-	38	-	1	13	-	-	2	-	-	6	-	59	1	1.7%		
Powerlifting	WDFPF Powerlifting	63	-	3	19	-	-	-	-	-	-	-	82	3	4%		
Practical Shooting	-	6	-	-	-	-	-	-	-	-	-	-	6	0	0%		
Qazaq Kuresi	-	9	-	-	-	-	-	-	-	-	-	-	9	0	0%		
Rafting	-	10	-	-	-	-	-	-	-	-	-	-	10	0	0%		

Table 8: Total Samples Analyzed in Other Sport/Disciplines - Non-Code Signatories (Urine and Blood) - continued

Sports	Disciplines	Urine						Blood						Sub Total	Total Samples	Total AAFs	% AAF	
		IC Samples	ATF	AAF	OOB Samples	ATF	AAF	IC Samples	ATF	AAF	OOB Samples	ATF	AAF					
Ringette	-	9	-	-	4	-	-	-	-	-	-	-	-	-	13	0	0%	
Roller Sports	University Inline Speed Skating Distance greater than 1000m	-	-	-	1	-	-	-	-	-	-	-	-	-	1	0	0%	
Rope Skipping	-	23	-	-	1	-	-	-	-	-	-	-	-	-	24	0	0%	
Rowing	University	8	-	-	-	-	-	-	-	-	-	-	-	-	8	0	0%	
Rugby	University Sevens	31	-	-	-	-	-	-	-	-	-	-	-	-	31	0	0%	
Sailing	Military Sailing	4	-	-	-	-	-	-	-	-	-	-	-	4	8	0	0%	
	University	4	-	-	-	-	-	-	-	-	-	-	-	4				
School Sports	Athletics Sprint 400m or less	60	-	4	-	-	-	-	-	-	-	-	-	-	60	212	5	2.4%
	Athletics Middle Distance 800-1500m	29	1	1	-	-	-	3	-	-	-	-	-	-	32			
	Athletics Throws	31	-	-	-	-	-	-	-	-	-	-	-	-	31			
	Athletics Long distance 3000m or greater	20	-	-	-	-	-	3	-	-	-	-	-	-	23			
	Athletics Jumps	17	-	-	-	-	-	-	-	-	-	-	-	-	17			
	Swimming Sprint 100m or less	9	-	-	1	-	-	3	-	-	-	-	-	-	13			
	Swimming Middle Distance 200-400m	8	-	-	-	-	-	1	-	-	-	-	-	-	9			
	Handball	9	-	-	-	-	-	-	-	-	-	-	-	-	9			
	Athletics Combined Events	7	-	-	-	-	-	1	-	-	-	-	-	-	8			
	Tennis	3	-	-	-	-	-	-	-	-	-	-	-	-	3			
	Swimming Long Distance 800m or greater	-	-	-	2	-	-	-	-	-	-	-	-	-	2			
	Gymnastics Aerobic	2	-	-	-	-	-	-	-	-	-	-	-	-	2			
	Football	1	-	-	-	-	-	-	-	-	-	-	-	-	1			
	Badminton	1	-	-	-	-	-	-	-	-	-	-	-	-	1			
	Basketball	1	-	-	-	-	-	-	-	-	-	-	-	-	1			
Shoe Racing	Men's 60m Shoe Racing	1	-	-	-	-	-	-	-	-	-	-	-	-	1	0	0%	
Shooting	University	18	-	-	-	-	-	-	-	-	-	-	-	18	41	0	0%	
	Ball-Trap	12	-	-	3	-	-	-	-	-	-	-	-	15				
	Military Shooting	6	-	-	-	-	-	-	-	-	-	-	-	6				
	Military Shotgun	-	-	-	2	-	-	-	-	-	-	-	-	2				
Skating	Military Speed Skating greater than 1500m	7	-	-	3	-	-	-	-	-	-	-	-	10	18	0	0%	
	Military Speed Skating 1500m or less	3	-	-	4	-	-	-	-	1	-	-	-	8				
Skiing	University Cross Country	4	-	-	-	-	-	-	-	-	-	-	-	4	9	0	0%	
	Military Alpine	2	-	-	-	-	-	-	-	-	-	-	-	2				
	Military Cross-Country	2	-	-	-	-	-	-	-	-	-	-	-	2				
	Military Skiing	1	-	-	-	-	-	-	-	-	-	-	-	1				
Softball	University	2	-	-	-	-	-	-	-	-	-	-	-	2	0	0%		
Speedball	-	8	-	-	11	-	-	-	-	-	-	-	-	19	0	0%		
Speleology	-	-	-	-	2	-	-	-	-	-	-	-	-	2	0	0%		
Sport Climbing	Military Sport Climbing	4	-	-	6	-	-	1	-	-	1	-	-	12	0	0%		

2018 Anti-Doping Testing Figures
Samples Analyzed and Reported by Accredited Laboratories in ADAMS

Table 8: Total Samples Analyzed in Other Sport/Disciplines - Non-Code Signatories (Urine and Blood) - continued

Sports	Disciplines	Urine						Blood						Sub Total	Total Samples	Total AAFs	% AAF
		IC Samples	ATF	AAF	OOB Samples	ATF	AAF	IC Samples	ATF	AAF	OOB Samples	ATF	AAF				
Squash	University	3	-	-	-	-	-	-	-	-	-	-	-	-	3	0	0%
Stilts Racing	Women's 200m stilts racing	1	-	-	-	-	-	-	-	-	-	-	-	-	1	0	0%
Street and Ball Hockey	-	3	-	-	-	-	-	-	-	-	-	-	-	3	0	0%	
Strongman	-	5	-	1	-	-	-	-	-	-	-	-	-	5	1	20%	
Table Tennis	University	2	-	-	-	-	-	-	-	-	-	-	-	2	0	0%	
Taekwondo-AUT	-	7	-	1	3	-	-	-	-	-	-	-	-	10	1	10%	
Tennis	University	10	-	-	-	-	-	-	-	-	-	-	-	10	-	-	
	Football Tennis	5	-	-	4	-	-	-	-	-	-	-	-	9	0	0%	
Touch Football	-	8	-	-	-	-	-	-	-	-	-	-	-	8	0	0%	
Traditional Archery	-	39	-	3	2	-	-	-	-	-	-	-	-	41	3	7.3%	
Traditional Karate	-	2	-	-	13	-	-	-	-	-	-	-	-	15	0	0%	
Trapeze	Bell-touching 55kg+, doubles	1	-	-	-	-	-	-	-	-	-	-	-	1	0	0%	
Triathlon	University	6	-	-	1	-	-	-	-	-	-	-	-	7	-	-	
	Military Triathlon	2	-	-	-	-	-	-	-	-	-	-	-	2	0	0%	
Ultimate Fighting	-	-	-	-	1	-	-	-	-	-	-	-	-	1	0	0.0%	
Ultra Triathlon	Ultra Triathlon	8	-	-	-	-	-	-	-	-	-	-	-	8	-	-	
	Outrigger (Sprint)	56	-	2	1	-	-	-	-	-	-	-	-	57	2	3%	
Volleyball	Professional Volleyball	95	-	2	43	-	-	11	-	-	-	-	-	149	-	-	
	University Volleyball	20	-	1	-	-	-	-	-	-	-	-	-	20	-	-	
	College	6	-	-	3	-	-	-	-	-	-	-	-	9	-	-	
	Military Volleyball	9	-	-	-	-	-	-	-	-	-	-	-	9	-	-	
Vovinam	-	4	-	-	-	-	-	-	-	-	-	-	-	4	0	0%	
Waterskiing	University Wakeboard Boat	-	-	-	2	-	-	-	-	-	-	-	-	2	0	0%	
Weightlifting	University	2	-	-	9	-	-	-	-	-	-	-	-	11	0	0%	
Wrestling	Swiss Wrestling	19	-	-	56	-	1	-	-	-	-	-	-	75	-	-	
	University	20	-	2	2	-	-	-	-	-	-	-	-	22	-	-	
	Ssireum	19	-	-	-	-	-	-	-	-	-	-	-	19	-	-	
	Military Wrestling	9	-	1	-	-	-	1	-	-	-	-	-	10	-	-	
	Canarian Wrestling	4	-	-	-	-	-	-	-	-	-	-	-	4	-	-	
Wushu	University Sanda	2	-	-	1	-	-	-	-	-	-	-	-	3	-	-	
	University Taolu	1	-	-	-	-	-	-	-	-	-	-	-	1	-	-	
Totals		4,003	4	162	4,014	3	58	140	-	-	246	-	-	8,403	220	2.62%	

Table 9: GC/C/IRMS Tests Conducted in ASOIF Sport/Disciplines for Markers of the Steroid Profile (Urine)

Sports	Disciplines	GC/C/IRMS				sub total	Total Samples	Total AAFs	% AAF
		IC		OOC					
		Samples	AAF	Samples	AAF				
Aquatics	Swimming Sprint 100m or less	25	2	38	1	63	211	7	3.3%
	Swimming Middle Distance 200-400m	16	-	45	3	61			
	Water Polo	14	-	26	-	40			
	Open Water	12	-	7	-	19			
	Swimming Long Distance 800m or greater	9	1	6	-	15			
	Diving	2	-	9	-	11			
	Artistic Swimming	-	-	2	-	2			
Archery	Archery	4	-	1	-	5	11	0	0%
	Compound	3	-	1	-	4			
	Recurve	1	-	1	-	2			
Athletics	Long Distance 3000m or greater	167	3	95	-	262	675	12	2%
	Sprint 400m or less	88	2	67	1	155			
	Middle Distance 800-1500m	45	1	29	1	74			
	Throws	36	1	38	1	74			
	Jumps	42	1	31	-	73			
	Combined Events	17	1	12	-	29			
	Road Running	2	-	-	-	2			
	Marathon	2	-	-	-	2			
	Athletics	2	-	-	-	2			
	Cross Country	1	-	-	-	1			
Half Marathon	1	-	-	-	1				
Badminton	-	10	-	5	-	-	15	0	0%
Basketball	Basketball	55	-	31	-	86	90	0	0%
	3 on 3	2	-	2	-	4			
Boxing	Boxing	38	4	46	1	84	87	5	6%
	AIBA WSB Boxing	2	-	1	-	3			
Canoe/Kayak	Long Distance 1000m	10	-	10	-	20	73	1	1%
	Middle Distance 500m	3	1	16	-	19			
	Sprint 200m	2	-	15	-	17			
	Canoe Slalom	6	-	8	-	14			
	Canoe Kayak	1	-	1	-	2			
	Canoe Polo	-	-	1	-	1			
Cycling	Road	225	17	103	3	328	489	23	5%
	Mountain Bike	41	-	7	-	48			
	Track Endurance	26	1	12	-	38			
	Track Sprint	25	1	13	-	38			
	Cyclo-Cross	14	1	3	-	17			
	BMX	9	-	3	-	12			
	Cycling	6	-	-	-	6			
	Trials	1	-	-	-	1			
	Track	1	-	-	-	1			
Equestrian	Eventing	2	-	4	-	6	11	1	9%
	Jumping	3	1	2	-	5			
Fencing	Foil	4	-	9	-	13	27	1	4%
	Sabre	5	-	2	-	7			
	Epee	4	-	3	1	7			

Table 9: GC/C/IRMS Tests Conducted in ASOIF Sport/Disciplines for Markers of the Steroid Profile (Urine)

Sports	Disciplines	GC/C/IRMS				sub total	Total Samples	Total AAFs	% AAF
		IC		OOC					
		Samples	AAF	Samples	AAF				
Field Hockey	Field Hockey	14	-	19	-	33	36	0	0%
	Indoor	3	-	-	-	3			
Football	Football	426	1	121	1	547	568	2	0.4%
	Futsal	15	-	3	-	18			
	Beach Football	3	-	-	-	3			
Golf	-	-	-	2	-	-	2	0	0%
Gymnastics	Artistic	14	-	12	-	26	36	0	0%
	Trampoline	1	-	4	-	5			
	Rhythmic	-	-	3	-	3			
	Tumbling	1	-	-	-	1			
	Acrobatic	1	-	-	-	1			
Handball	Indoor	54	-	25	-	79	84	0	0%
	Beach	3	-	2	-	5			
Judo	-	42	1	39	1	-	81	2	2%
Modern Pentathlon	-	6	-	3	-	-	9	0	0%
Rowing	-	33	-	40	-	-	73	0	0%
Rugby Union	Fifteens	38	1	24	1	62	91	3	3%
	Sevens	13	1	15	-	28			
	Rugby Union	1	-	-	-	1			
Sailing	-	3	-	2	-	-	5	0	0%
Shooting	Pistol	6	-	1	-	7	22	0	0%
	Shooting	4	-	3	-	7			
	Rifle	5	-	1	-	6			
	Shotgun	2	-	-	-	2			
Table Tennis	-	6	-	5	-	-	11	0	0%
Taekwondo	Sparring	25	-	19	-	44	47	0	0%
	Taekwondo	-	-	2	-	2			
	Poomsae	1	-	-	-	1			
Tennis	-	70	-	29	-	-	99	0	0%
Triathlon	Triathlon	43	2	16	-	59	64	2	3%
	Cross Triathlon	2	-	1	-	3			
	Long Distance	1	-	-	-	1			
	Duathlon	1	-	-	-	1			
Volleyball	Volleyball	29	-	22	-	51	71	1	1%
	Beach	8	1	12	-	20			
Weightlifting	-	208	19	207	32	-	415	51	12%
Wrestling	Freestyle	21	-	19	-	40	119	8	7%
	Wrestling	9	-	28	1	37			
	Greco-Roman	9	1	13	1	22			
	Women's Freestyle	4	1	6	-	10			
	Traditional Wrestling	9	4	-	-	9			
	Grappling	1	-	-	-	1			
Totals		2,119	70	1,403	49		3,522	119	3.4%

Table 10: GC/C/IRMS Tests Conducted in ASOIF Sport/Disciplines for Other Targets (Urine)

19-norandrosterone		GC/C/IRMS						Total Samples	Total AAFs	% AAF
Sports	Disciplines	IC		OOC		sub total				
		Samples	AAF	Samples	AAF					
Athletics	Long Distance 3000m or greater	6	1	2	-	8	23	6	26%	
	Sprint 400m or less	3	-	3	1	6				
	Throws	3	1	2	-	5				
	Middle Distance 800-1500m	-	-	2	2	2				
	Jumps	1	-	-	-	1				
	Marathon	1	1	-	-	1				
Basketball	-	1	-	-	-	-	1	0	0%	
Boxing	-	1	-	-	-	-	1	0	0%	
Cycling	Road	4	2	-	-	-	4	2	50%	
Football	-	9	1	-	-	-	9	1	11%	
Handball	Indoor	-	-	1	1	-	1	1	100%	
	Fifteens	1	-	2	2	3	4	2	50%	
Rugby Union	Sevens	1	-	-	-	1				
Tennis	-	9	-	4	-	-	13	0	0%	
Triathlon	-	1	1	-	-	-	1	1	100%	
Volleyball	-	1	1	-	-	-	1	1	100%	
Weightlifting	-	5	-	4	2	-	9	2	22%	
Wrestling	Traditional Wrestling	3	3	-	-	3	5	5	100%	
	Wrestling	1	1	-	-	1				
	Greco-Roman	1	1	-	-	1				
Totals		52	13	20	8		72	21	29%	

Boldenone		GC/C/IRMS						Total Samples	Total AAFs	% AAF
Sports	Disciplines	IC		OOC		sub total				
		Samples	AAF	Samples	AAF					
Athletics	Long Distance 3000m or greater	2	-	2	-	4	10	2	20%	
	Throws	-	-	2	-	2				
	Jumps	1	1	1	-	2				
	Sprint 400m or less	1	-	-	-	1				
	Shot-put (R)	1	1	-	-	1				
Basketball	-	-	-	1	-	-	1	0	0%	
Boxing	-	3	2	1	-	-	4	2	50%	
Canoe/Kayak	Sprint 200m	1	1	-	-	-	1	1	100%	
Cycling	Road	1	1	1	1	2	5	5	100%	
	BMX	-	-	1	1	1				
	Track Sprint	-	-	1	1	1				
	Track Endurance	1	1	-	-	1				
Equestrian	Jumping	1	1	-	-	-	1	1	100%	
Football	-	1	-	-	-	-	1	0	0%	
Handball	Indoor	1	1	-	-	-	1	1	100%	
Judo	-	-	-	1	-	-	1	0	0%	
Rugby Union	Fifteens	1	1	1	-	2	3	1	33%	
	Sevens	1	-	-	-	1				
Taekwondo	Sparring	1	-	-	-	-	1	0	0%	
Tennis	-	2	-	1	-	-	3	0	0%	
Volleyball	-	2	1	1	-	-	3	1	33%	
Weightlifting	-	6	3	3	2	-	9	5	56%	
Totals		27	14	17	5		44	19	43%	

Table 10: GC/C/IRMS Tests Conducted in ASOIF Sport/Disciplines for Other Targets (Urine)

formestane		GC/C/IRMS							
Sports	Disciplines	IC		OOC		sub total	Total Samples	Total AAFs	% AAF
		Samples	AAF	Samples	AAF				
Basketball	3 on 3	1	-	-	-	1	2	0	0%
	Basketball	-	-	1	-	1			
Boxing	-	1	-	-	-	-	1	0	0%
Football	-	3	-	4	-	-	7	0	0%
Handball	Indoor	-	-	1	-	-	1	0	0%
Rugby Union	Fifteens	-	-	1	-	-	1	0	0%
Wrestling	Women's Freestyle	-	-	1	-	-	1	0	0%
Totals		5	0	8	0		13	0	0%

predsinone/prednisolone		GC/C/IRMS							
Sports	Disciplines	IC		OOC		sub total	Total Samples	Total AAFs	% AAF
		Samples	AAF	Samples	AAF				
Athletics	Jumps	-	-	1	1	-	1	1	100%
Judo	-	-	-	1	1	-	1	1	100%
Totals		0	0	2	2		2	2	100%

Table 11: ESA Tests Conducted in ASOIF Sport/Disciplines (Urine)

Sports	Disciplines	IC		OOC		Sub Total	Total Samples	Total AAFs	% AAF
		Samples	AAF	Samples	AAF				
Aquatics	Swimming Middle Distance 200-400m	294	1	621	-	915	2647	1	0.04%
	Swimming Sprint 100m or less	286	-	408	-	694			
	Swimming Long Distance 800m or greater	164	-	250	-	414			
	Open Water	124	-	205	-	329			
	Water Polo	64	-	98	-	162			
	Artistic Swimming	23	-	79	-	102			
	Diving	6	-	16	-	22			
	Swimming	6	-	3	-	9			
Archery	Archery	-	-	2	-	2	4	0	0%
	Recurve	-	-	1	-	1			
	Compound	-	-	1	-	1			
Athletics	Long Distance 3000m or greater	3757	11	2585	3	6342	9732	21	0.2%
	Middle Distance 800-1500m	468	2	768	2	1236			
	Sprint 400m or less	365	-	603	-	968			
	Jumps	170	-	234	-	404			
	Throws	125	-	167	-	292			
	Combined Events	105	-	126	-	231			
	Half Marathon	67	1	3	-	70			
	Race Walk	31	-	25	-	56			
	Marathon	34	1	15	-	49			
	Cross Country	27	1	5	-	32			
	Road Running	22	-	3	-	25			
	Athletics	18	-	1	-	19			
Mountain Running	8	-	-	-	8				
Badminton	-	43	-	195	-	-	238	0	0%
Basketball	Basketball	380	-	204	-	584	615	0	0%
	3 on 3	17	-	14	-	31			
Boxing	Boxing	254	-	417	-	671	678	0	0%
	AIBA WSB Boxing	3	-	4	-	7			
Canoe Kayak	Long Distance 1000m	103	-	214	-	317	996	1	0.1%
	Sprint 200m	46	-	193	1	239			
	Middle Distance 500m	45	-	149	-	194			
	Canoe Slalom	51	-	130	-	181			
	Marathon	20	-	9	-	29			
	Canoe Polo	5	-	13	-	18			
	Freestyle	2	-	6	-	8			
	Ocean Racing	4	-	-	-	4			
	Wildwater	3	-	-	-	3			
Canoe Kayak	-	-	3	-	3				

Table 11: ESA Tests Conducted in ASOIF Sport/Disciplines (Urine) - continued

Sports	Disciplines	IC		OOC		Sub Total	Total Samples	Total AAFs	% AAF
		Samples	AAF	Samples	AAF				
Cycling	Road	3907	15	3210	9	7117	9887	29	0.3%
	Track Endurance	456	-	447	-	903			
	Mountain Bike	570	2	303	1	873			
	Track Sprint	204	1	291	-	495			
	Cyclo-Cross	223	-	121	-	344			
	BMX	24	-	59	-	83			
	Cycling	39	1	-	-	39			
	Track	17	-	-	-	17			
	Trials	11	-	-	-	11			
	Artistic	1	-	3	-	4			
	Cycle-Ball	1	-	-	-	1			
Equestrian	Jumping	24	-	13	-	37	93	0	0%
	Eventing	17	-	13	-	30			
	Vaulting	12	-	4	-	16			
	Dressage	1	-	5	-	6			
	Endurance	3	-	1	-	4			
Fencing	Epee	24	-	36	-	60	133	0	0%
	Foil	20	-	19	-	39			
	Sabre	14	-	20	-	34			
Field Hockey	Field Hockey	82	-	98	-	180	190	0	0%
	Indoor	9	-	1	-	10			
Football	Football	2540	-	2302	-	4842	4915	0	0%
	Futsal	58	-	10	-	68			
	Beach Football	5	-	-	-	5			
Golf	-	18	-	12	-	-	30	0	0%
Gymnastics	Artistic	49	-	141	-	190	286	0	0%
	Rhythmic	22	-	21	-	43			
	Trampoline	10	-	19	-	29			
	Acrobatic	4	-	9	-	13			
	Aerobic	5	-	6	-	11			
Handball	Indoor	137	-	208	-	345	356	0	0%
	Beach	7	-	4	-	11			
Judo	-	226	-	327	-	553	553	0	0%
Modern Pentathlon	-	40	-	74	-	114	114	0	0%
Rowing	Rowing	353	-	1036	-	1389	1391	0	0%
	Beach Sprint	-	-	2	-	2			
Rugby Union	Fifteens	164	-	326	-	490	759	0	0%
	Sevens	88	-	177	-	265			
	Rugby Union	2	-	2	-	4			

Table 11: ESA Tests Conducted in ASOIF Sport/Disciplines (Urine) - continued

Sports	Disciplines	IC		OOC		Sub Total	Total Samples	Total AAFs	% AAF
		Samples	AAF	Samples	AAF				
Sailing	Sailing	10	-	37	-	47	65	0	0%
	Laser	1	-	5	-	6			
	RS:X	1	-	4	-	5			
	470 crew	1	-	2	-	3			
	Laser-S	-	-	1	-	1			
	49er crew	1	-	-	-	1			
	49erFX	-	-	1	-	1			
Shooting	Shooting	1	-	-	-	1	2	0	0%
	Rifle	-	-	1	-	1			
Table Tennis	-	29	-	57	-	-	86	0	0%
Taekwondo	Sparring	113	-	141	-	254	275	0	0%
	Poomsae	14	-	4	-	18			
	Taekwondo	-	-	3	-	3			
Tennis	-	51	-	282	-	-	333	0	0%
Triathlon	Triathlon	826	3	842	1	1668	1763	4	0.2%
	Duathlon	46	-	11	-	57			
	Long Distance	12	-	7	-	19			
	Cross Triathlon	9	-	1	-	10			
	Aquathlon	9	-	-	-	9			
Volleyball	Volleyball	211	-	195	1	406	542	1	0.2%
	Beach	71	-	63	-	134			
	Hall (R)	1	-	1	-	2			
Weightlifting	-	248	1	461	-	-	709	1	0.1%
Wrestling	Wrestling	105	-	219	-	324	745	0	0%
	Freestyle	64	-	130	-	194			
	Greco-Roman	84	-	102	-	186			
	Women's Freestyle	5	-	35	-	40			
	Traditional Wrestling	-	-	1	-	1			
		18440	40	19697	18		38,137	58	0.15%

Table 12: ESA Tests Conducted in ASOIF Sport/Disciplines (Blood) - continued

Sports	Disciplines	IC		OOC		Sub Total	Total Samples	Total AAFs	% AAF
		Samples	AAF	Samples	AAF				
Aquatics	Swimming Middle Distance 200-400m	22	-	76	-	98	274	0	0%
	Swimming Long Distance 800m or greater	21	-	33	-	54			
	Swimming Sprint 100m or less	12	-	41	-	53			
	Open Water	20	-	7	-	27			
	Water Polo	9	-	12	-	21			
	Artistic Swimming	6	-	9	-	15			
	Diving	1	-	5	-	6			
Athletics	Long Distance 3000m or greater	145	-	302	1	447	655	1	0.2%
	Middle Distance 800-1500m	13	-	89	-	102			
	Sprint 400m or less	3	-	43	-	46			
	Throws	4	-	16	-	20			
	Combined Events	-	-	15	-	15			
	Jumps	1	-	10	-	11			
	Athletics	5	-	-	-	5			
	Marathon	4	-	-	-	4			
	Race Walk	-	-	3	-	3			
Cross Country	-	-	2	-	2				
Badminton	-	-	10	-	-	10	0	0%	
Basketball	-	12	-	1	-	13	0	0%	
Boxing	-	2	-	10	-	12	0	0%	
Canoe/Kayak	Sprint 200m	4	-	28	-	32	105	0	0%
	Long Distance 1000m	-	-	25	-	25			
	Middle Distance 500m	-	-	18	-	18			
	Canoe Slalom	4	-	11	-	15			
	Canoe Kayak	-	-	8	-	8			
	Canoe Polo	4	-	-	-	4			
	Marathon	2	-	1	-	3			
Cycling	Road	342	6	684	3	1026	1291	13	1.0%
	Mountain Bike	38	3	64	-	102			
	Track Endurance	39	1	42	-	81			
	Track Sprint	9	-	29	-	38			
	Cyclo-Cross	36	-	1	-	37			
	Cycling	4	-	-	-	4			
	BMX	-	-	2	-	2			
	Trials	1	-	-	-	1			
Fencing	Sabre	-	-	2	-	2	5	0	0%
	Foil	-	-	2	-	2			
	Epee	-	-	1	-	1			
Field Hockey	-	-	2	-	-	2	0	0%	
Football	-	80	-	165	-	245	0	0%	
Gymnastics	Artistic	4	-	9	-	13	0	0%	
Handball	Indoor	-	-	1	-	1	2	0	0%
	Beach	-	-	1	-	1			

Table 12. ESA Tests Conducted in ASOIF Sport/Disciplines (Blood) - continued

Sports	Disciplines	IC		OOC		Sub Total	Total Samples	Total AAFs	% AAF
		Samples	AAF	Samples	AAF				
Judo	-	2	-	13	-	-	15	0	0%
Modern Pentathlon	-	1	-	8	-	-	9	0	0%
Rowing	-	31	-	80	-	-	111	0	0%
Rugby Union	Fifteens	-	-	9	-	9	16	0	0%
	Sevens	-	-	7	-	7			
Sailing	-	-	-	2	-	-	2	0	0%
Taekwondo	Sparring	7	-	3	-	-	10	0	0%
Tennis	-	92	-	303	-	-	395	0	0%
Triathlon	Triathlon	87	-	129	-	216	217	0	0%
	Cross Triathlon	1	-	-	-	1			
Volleyball	Volleyball	3	-	6	-	9	13	0	0%
	Beach	4	-	-	-	4			
Weightlifting	-	7	-	42	-	-	49	0	0%
Wrestling	Wrestling	-	-	24	-	24	28	0	0%
	Women's Freestyle	-	-	4	-	4			
Totals		1082	10	2410	4		3,492	14	0.4%

Table 13: GHRF(GHS/GHRP) Tests Conducted in ASOIF Sport/Disciplines (Urine)

Sports	Disciplines	IC		OOC		Sub Total	Total Samples	Total AAFs	% AAF
		Samples	AAF	Samples	AAF				
Aquatics	Swimming Sprint 100m or less	408	-	731	-	1139	3181	0	0%
	Swimming Middle Distance 200-400m	264	-	841	-	1105			
	Swimming Long Distance 800m or greater	94	-	159	-	253			
	Water Polo	46	-	195	-	241			
	Open Water	73	-	109	-	182			
	Diving	64	-	96	-	160			
	Artistic Swimming	32	-	68	-	100			
	Aquatics	-	-	1	-	1			
Archery	Archery	36	-	6	-	42	80	0	0%
	Compound	17	-	2	-	19			
	Recurve	10	-	8	-	18			
	Bow without Sight	1	-	-	-	1			
Athletics	Sprint 400m or less	654	-	1470	-	2124	6766	4	0.06%
	Long Distance 3000m or greater	835	-	757	-	1592			
	Throws	414	-	690	3	1104			
	Jumps	341	1	657	-	998			
	Middle Distance 800-1500m	282	-	334	-	616			
	Combined Events	96	-	199	-	295			
	Marathon	5	-	5	-	10			
	Race Walk	1	-	7	-	8			
	Athletics	2	-	5	-	7			
	Road Running	6	-	1	-	7			
	Cross Country	4	-	-	-	4			
Shot-put (R)	-	-	1	-	1				
Badminton	-	80	-	205	-	-	285	0	0%
Basketball	Basketball	386	-	314	-	700	734	0	0%
	3 on 3	21	-	13	-	34			
Boxing	Boxing	297	-	488	-	785	791	0	0%
	AIBA WSB Boxing	3	-	3	-	6			
Canoe/Kayak	Sprint 200m	43	-	216	-	259	795	0	0%
	Canoe Slalom	47	-	128	-	175			
	Long Distance 1000m	33	-	128	-	161			
	Middle Distance 500m	31	-	113	-	144			
	Canoe Polo	11	-	13	-	24			
	Freestyle	8	-	4	-	12			
	Marathon	8	-	3	-	11			
	Wildwater	3	-	1	-	4			
	Canoe Kayak	-	-	4	-	4			
Ocean Racing	1	-	-	-	1				

Table 13: GHRF(GHS/GHRP) Tests Conducted in ASOIF Sport/Disciplines (Urine) - continued

Sports	Disciplines	IC		OOC		Sub Total	Total Samples	Total AAFs	% AAF
		Samples	AAF	Samples	AAF				
Cycling	Road	1586	2	1748	1	3334	4970	4	0.08%
	Mountain Bike	272	-	183	-	455			
	Track Endurance	197	-	211	-	408			
	Track Sprint	148	1	226	-	374			
	Cyclo-Cross	160	-	78	-	238			
	BMX	41	-	92	-	133			
	Cycling	19	-	1	-	20			
	Trials	3	-	2	-	5			
	Cycle-Ball	2	-	-	-	2			
	Artistic	1	-	-	-	1			
Equestrian	Jumping	44	-	14	-	58	120	0	0%
	Eventing	25	-	12	-	37			
	Vaulting	10	-	3	-	13			
	Dressage	7	-	2	-	9			
	Endurance	3	-	-	-	3			
Fencing	Epee	41	-	30	-	71	174	0	0%
	Foil	30	-	23	-	53			
	Sabre	22	-	27	-	49			
	Fencing	-	-	1	-	1			
Field Hockey	Field Hockey	85	-	128	-	213	222	0	0%
	Indoor	9	-	-	-	9			
Football	Football	2696	-	2687	-	5383	5432	0	0.00%
	Futsal	26	-	16	-	42			
	Beach Football	6	-	1	-	7			
Golf	-	25	-	19	-	-	44	0	0%
Gymnastics	Artistic	87	-	219	-	306	475	0	0%
	Rhythmic	28	-	44	-	72			
	Trampoline	19	-	42	-	61			
	Acrobatic	10	-	13	-	23			
	Aerobic	3	-	8	-	11			
	Tumbling	-	-	1	-	1			
	Gymnastics	1	-	-	-	1			
Handball	Indoor	167	-	233	-	400	411	0	0%
	Beach	7	-	4	-	11			
Judo	-	253	-	541	1	-	794	1	0.1%
Modern Pentathlon	-	36	-	47	-	-	83	0	0%
Rowing	Rowing	191	-	686	-	877	878	0	0%
	Beach Sprint	-	-	1	-	1			
Rugby Union	Fifteens	252	1	677	-	929	1519	1	0.07%
	Sevens	194	-	396	-	590			

Table 13: GHRF(GHS/GHRP) Tests Conducted in ASOIF Sport/Disciplines (Urine) - continued

Sports	Disciplines	IC		OOC		Sub Total	Total Samples	Total AAFs	% AAF
		Samples	AAF	Samples	AAF				
Sailing	Sailing	17	-	43	-	60	79	0	0%
	Laser	-	-	5	-	5			
	RS:X	1	-	3	-	4			
	Laser-R	1	-	2	-	3			
	Finn	-	-	2	-	2			
	49er helm	-	-	1	-	1			
	NACRA 17	-	-	1	-	1			
	49erFX	1	-	-	-	1			
	49er crew	-	-	1	-	1			
	Laser-S	-	-	1	-	1			
Shooting	Shotgun	18	-	17	-	35	100	0	0%
	Rifle	14	-	20	-	34			
	Pistol	17	-	8	-	25			
	Shooting	4	-	2	-	6			
Table Tennis	-	32	-	72	-	-	104	0	0%
Taekwondo	Sparring	160	-	211	-	371	394	0	0%
	Poomsae	14	-	4	-	18			
	Taekwondo	-	-	5	-	5			
Tennis	-	2843	-	813	-	-	3656	0	0%
Triathlon	Triathlon	511	-	399	-	911	927	0	0%
	Duathlon	7	-	4	-	11			
	Cross Triathlon	4	-	1	-	5			
	Aquathlon	1	-	-	-	1			
Volleyball	Volleyball	212	-	183	-	395	644	0	0%
	Beach	108	-	139	-	247			
	Hall (R)	1	-	1	-	2			
Weightlifting	-	1676	-	2659	3	-	4335	3	0.1%
Wrestling	Wrestling	110	-	245	-	355	1017	0	0%
	Freestyle	130	-	203	-	333			
	Greco-Roman	91	-	119	-	210			
	Traditional Wrestling	53	-	2	-	55			
	Women's Freestyle	12	-	33	-	45			
	Grappling	16	-	3	-	19			
Totals		17417	5	21593	8		39,010	13	0.03%

Table 14: GHRF(GHRH) Tests Conducted in ASOIF Sport/Disciplines (Urine)

Sports	Disciplines	IC		OOC		Sub Total	Total Samples	Total AAFs	% AAF
		Samples	AAF	Samples	AAF				
Aquatics	Swimming Middle Distance 200-400m	13	-	144	-	157	325	0	0%
	Swimming Sprint 100m or less	14	-	57	-	71			
	Swimming Long Distance 800m or greater	18	-	16	-	34			
	Open Water	2	-	20	-	22			
	Artistic Swimming	-	-	20	-	20			
	Diving	-	-	16	-	16			
	Water Polo	1	-	4	-	5			
Archery	Archery	16	-	-	-	16	25	0	0%
	Compound	5	-	-	-	5			
	Recurve	4	-	-	-	4			
Athletics	Sprint 400m or less	105	-	270	-	375	1182	0	0%
	Long Distance 3000m or greater	213	-	106	-	319			
	Jumps	55	-	106	-	161			
	Middle Distance 800-1500m	70	-	76	-	146			
	Throws	38	-	76	-	114			
	Combined Events	9	-	52	-	61			
	Marathon	1	-	3	-	4			
	Cross Country	2	-	-	-	2			
Badminton	-	1	-	2	-	3	3	0	0%
Basketball	Basketball	21	-	21	-	42	55	0	0%
	3 on 3	9	-	4	-	13			
Boxing	Boxing	38	-	28	-	66	67	0	0%
	AIBA WSB Boxing	-	-	1	-	1			
Canoe/Kayak	Sprint 200m	-	-	29	-	29	80	0	0%
	Canoe Slalom	-	-	26	-	26			
	Long Distance 1000m	-	-	13	-	13			
	Canoe Polo	-	-	8	-	8			
	Middle Distance 500m	-	-	4	-	4			
Cycling	Road	335	-	161	-	496	757	0	0%
	Track Endurance	64	-	22	-	86			
	Mountain Bike	39	-	19	-	58			
	Track Sprint	36	-	7	-	43			
	Cyclo-Cross	28	-	15	-	43			
	BMX	14	-	17	-	31			
Equestrian	Eventing	4	-	5	-	9	12	0	0%
	Jumping	-	-	2	-	2			
	Vaulting	-	-	1	-	1			
Fencing	Sabre	2	-	2	-	4	5	0	0%
	Epee	1	-	-	-	1			
Field Hockey	-	3	-	23	-	26	26	0	0%
Football	Football	13	-	94	-	107	109	0	0%
	Futsal	-	-	2	-	2			

Table 14: GHRF(GHRH) Tests Conducted in ASOIF Sport/Disciplines (Urine) - continued

Sports	Disciplines	IC		OOC		Sub Total	Total Samples	Total AAFs	% AAF
		Samples	AAF	Samples	AAF				
Gymnastics	Artistic	29	-	37	-	66	92	0	0%
	Trampoline	4	-	12	-	16			
	Rhythmic	9	-	1	-	10			
Handball	Indoor	1	-	35	-	36	36	0	0%
Judo	-	10	-	67	-	77	77	0	0%
Modern Pentathlon	-	-	-	5	-	5	5	0	0%
Rowing	Rowing	-	-	123	-	123	124	0	0%
	Beach Sprint	-	-	1	-	1			
Rugby Union	Sevens	122	-	171	-	293	448	0	0%
	Fifteens	30	-	125	-	155			
Sailing	-	-	-	3	-	3	3	0	0%
Shooting	Rifle	14	-	4	-	18	42	0	0%
	Pistol	12	-	1	-	13			
	Shotgun	3	-	8	-	11			
Table Tennis	-	-	-	4	-	4	4	0	0%
Taekwondo	Sparring	8	-	20	-	28	29	0	0%
	Poomsae	1	-	-	-	1			
Tennis	-	-	-	44	-	44	44	0	0%
Triathlon	-	113	-	64	-	177	177	0	0%
Volleyball	Volleyball	10	-	6	-	16	30	0	0%
	Beach	-	-	14	-	14			
Weightlifting	-	401	-	216	-	617	617	0	0%
Wrestling	Freestyle	14	-	29	-	43	78	0	0%
	Wrestling	23	-	1	-	24			
	Greco-Roman	2	-	4	-	6			
	Grappling	5	-	-	-	5			
Totals		1985	0	2467	0		4,452	0	0%

Table 15: GnRH Tests Conducted in ASOIF Sport/Disciplines (Urine)

Sports	Disciplines	IC		OOC		Sub Total	Total Samples	Total AAFs	% AAF
		Samples	AAF	Samples	AAF				
Aquatics	Swimming Middle Distance 200-400m	96	-	594	-	690	1810	0	0%
	Swimming Sprint 100m or less	166	-	472	-	638			
	Swimming Long Distance 800m or greater	49	-	86	-	135			
	Open Water	25	-	76	-	101			
	Diving	29	-	68	-	97			
	Water Polo	12	-	84	-	96			
	Artistic Swimming	13	-	40	-	53			
Archery	Archery	31	-	6	-	37	46	0	0%
	Compound	5	-	-	-	5			
	Recurve	4	-	-	-	4			
Athletics	Sprint 400m or less	423	-	949	-	1372	4229	0	0%
	Long Distance 3000m or greater	477	-	457	-	934			
	Throws	259	-	442	-	701			
	Jumps	221	-	370	-	591			
	Middle Distance 800-1500m	202	-	202	-	404			
	Combined Events	69	-	140	-	209			
	Road Running	6	-	-	-	6			
	Race Walk	-	-	4	-	4			
	Marathon	1	-	3	-	4			
	Cross Country	2	-	-	-	2			
	Shot-put (R)	-	-	1	-	1			
Athletics	1	-	-	-	1				
Badminton	-	56	-	104	-	-	160	0	0%
Basketball	Basketball	289	-	152	-	441	470	0	0%
	3 on 3	19	-	10	-	29			
Boxing	Boxing	207	-	316	-	523	529	0	0%
	AIBA WSB Boxing	3	-	3	-	6			
Canoe/Kayak	Sprint 200m	34	-	146	-	180	566	0	0%
	Canoe Slalom	24	-	108	-	132			
	Long Distance 1000m	28	-	97	-	125			
	Middle Distance 500m	24	-	64	-	88			
	Canoe Polo	10	-	8	-	18			
	Freestyle	8	-	2	-	10			
	Marathon	8	-	-	-	8			
	Wildwater	3	-	-	-	3			
	Canoe Kayak	-	-	1	-	1			
Ocean Racing	1	-	-	-	1				
Cycling	Road	1170	-	1402	-	2572	3600	0	0%
	Mountain Bike	179	-	131	-	310			
	Track Endurance	146	-	126	-	272			
	Track Sprint	86	-	156	-	242			
	Cyclo-Cross	72	-	40	-	112			
	BMX	33	-	54	-	87			
	Trials	2	-	2	-	4			
Cycle-Ball	1	-	-	-	1				

Table 15: GnRH Tests Conducted in ASOIF Sport/Disciplines (Urine) - continued

Sports	Disciplines	IC		OOC		Sub Total	Total Samples	Total AAFs	% AAF
		Samples	AAF	Samples	AAF				
Equestrian	Jumping	27	-	11	-	38	79	0	0%
	Eventing	14	-	10	-	24			
	Dressage	7	-	1	-	8			
	Vaulting	4	-	3	-	7			
	Endurance	2	-	-	-	2			
Fencing	Epee	25	-	14	-	39	83	0	0%
	Foil	14	-	10	-	24			
	Sabre	9	-	11	-	20			
Field Hockey	Field Hockey	38	-	91	-	129	137	0	0%
	Indoor	8	-	-	-	8			
Football	Football	2318	-	2051	-	4369	4381	0	0%
	Futsal	8	-	2	-	10			
	Beach Football	2	-	-	-	2			
Golf	-	20	-	14	-	-	34	0	0%
Gymnastics	Artistic	70	-	99	-	169	252	0	0%
	Rhythmic	24	-	11	-	35			
	Trampoline	13	-	21	-	34			
	Acrobatic	3	-	7	-	10			
	Aerobic	-	-	3	-	3			
	Tumbling	-	-	1	-	1			
Handball	Indoor	80	-	130	-	210	216	0	0%
	Beach	6	-	-	-	6			
Judo	-	111	-	315	-	-	426	0	0%
Modern Pentathlon	-	17	-	30	-	-	47	0	0%
Rowing	Rowing	75	-	516	-	591	592	0	0%
	Beach Sprint	-	-	1	-	1			
Rugby Union	Fifteens	159	-	611	-	770	1240	0	0%
	Sevens	173	-	297	-	470			
Sailing	Sailing	12	-	21	-	33	41	0	0%
	Laser	-	-	2	-	2			
	Laser-S	-	-	1	-	1			
	49erFX	1	-	-	-	1			
	NACRA 17	-	-	1	-	1			
	49er helm	-	-	1	-	1			
	Finn	-	-	1	-	1			
	Laser-R	-	-	1	-	1			
Shooting	Rifle	14	-	11	-	25	62	0	0%
	Pistol	16	-	7	-	23			
	Shotgun	4	-	8	-	12			
	Shooting	2	-	-	-	2			
Table Tennis	-	20	-	32	-	-	52	0	0%
Taekwondo	Sparring	102	-	139	-	241	252	0	0%
	Poomsae	10	-	-	-	10			
	Taekwondo	-	-	1	-	1			
Tennis	-	2831	-	767	-	-	3598	0	0%
Triathlon	Triathlon	349	-	273	-	622	632	0	0%
	Duathlon	7	-	-	-	7			
	Cross Triathlon	2	-	1	-	3			

Table 15: GnRH Tests Conducted in ASOIF Sport/Disciplines (Urine) - continued

Sports	Disciplines	IC		OOC		Sub Total	Total Samples	Total AAFs	% AAF
		Samples	AAF	Samples	AAF				
Volleyball	Volleyball	98	-	88	-	186	333	0	0%
	Beach	80	-	66	-	146			
	Hall (R)	-	-	1	-	1			
Weightlifting	-	1237	-	1679	-	-	2916	0	0%
Wrestling	Freestyle	74	-	129	-	203	573	0	0%
	Wrestling	55	-	126	-	181			
	Greco-Roman	46	-	60	-	106			
	Traditional Wrestling	47	-	1	-	48			
	Grappling	16	-	3	-	19			
	Women's Freestyle	5	-	11	-	16			
Totals		12749	0	14607	0		27,356	0	0%

Table 16: Insulin Tests Conducted in ASOIF Sport/Disciplines (Urine and Blood)

		Urine							
Sports	Disciplines	IC		OOC		Sub Total	Total Samples	Total AAFs	% AAF
		Samples	AAF	Samples	AAF				
Aquatics	Artistic Swimming	-	-	17	-	17	139	1	0.7%
	Diving	-	-	5	-	5			
	Open Water	2	-	10	-	12			
	Swimming Long Distance 800m or greater	2	-	2	-	4			
	Swimming Middle Distance 200-400m	11	1	64	-	75			
	Swimming Sprint 100m or less	12	-	12	-	24			
	Water Polo	-	-	2	-	2			
Athletics	Combined Events	-	-	37	-	37	373	0	0%
	Jumps	13	-	51	-	64			
	Long Distance 3000m or greater	35	-	22	-	57			
	Marathon	-	-	2	-	2			
	Middle Distance 800-1500m	-	-	31	-	31			
	Sprint 400m or less	1	-	91	-	92			
	Throws	20	-	70	-	90			
Basketball	3 on 3	9	-	-	-	9	38	0	0%
	Basketball	29	-	-	-	29			
Boxing	AIBA WSB Boxing	-	-	1	-	1	19	0	0%
	Boxing	16	-	2	-	18			
Canoe/Kayak	Canoe Slalom	-	-	45	-	45	108	0	0%
	Long Distance 1000m	-	-	18	-	18			
	Middle Distance 500m	-	-	9	-	9			
	Sprint 200m	-	-	36	-	36			
Cycling	Mountain Bike	2	-	3	-	5	138	0	0%
	Road	70	-	28	-	98			
	Track Endurance	22	-	13	-	35			
Equestrian	Jumping	-	-	1	-	1	1	0	0%
Field Hockey	-	-	-	1	-	1	1	0	0%
Football	-	22	-	3	-	25	25	0	0%
Gymnastics	Artistic	2	-	-	-	2	2	0	0%
Judo	-	-	-	7	-	7	7	0	0%
Modern Pentathlon	-	-	-	10	-	10	10	0	0%
Rowing	-	9	-	125	-	134	134	0	0%
Rugby Union	Fifteens	4	-	1	-	5	5	0	0%
Sailing	-	-	-	3	-	3	3	0	0%
Table Tennis	-	-	-	1	-	1	1	0	0%
Taekwondo	Poomsae	1	-	-	-	1	6	0	0%
	Sparring	5	-	-	-	5			
Tennis	-	-	-	3	-	3	3	0	0%
Triathlon	-	64	-	47	-	111	111	0	0%
Volleyball	-	-	-	5	-	5	5	0	0%
Weightlifting	-	99	-	114	-	213	213	0	0%
Wrestling	Freestyle	1	-	-	-	1	45	0	0%
	Greco-Roman	10	-	-	-	10			
	Wrestling	34	-	-	-	34			
Totals		495	1	892	-	1,387	1,387	1	0.1%

Table 16: Insulin Tests Conducted in ASOIF Sport/Disciplines (Urine and Blood) - continued

		Blood							
Sports	Disciplines	IC		OOC		Sub Total	Total Samples	Total AAFs	% AAF
		Samples	AAF	Samples	AAF				
Aquatics	Swimming Middle Distance 200-400m	-	-	2	-	2	3	0	0%
	Swimming Sprint 100m or less	-	-	1	-	1			
Athletics	Long Distance 3000m or greater	-	-	4	-	4	9	0	0%
	Middle Distance 800-1500m	-	-	1	-	1			
	Sprint 400m or less	-	-	4	-	4			
Boxing	-	-	-	4	-	-	4	0	0%
Canoe/Kayak	Middle Distance 500m	-	-	2	-	-	2	0	0%
Cycling	Road	-	-	6	-	6	11	0	0%
	Track Endurance	-	-	3	-	3			
	Track Sprint	-	-	2	-	2			
Football	-	-	-	7	-	-	7	0	0%
Rugby Union	Fifteens	-	-	6	-	-	6	0	0%
Triathlon	-	-	-	1	-	-	1	0	0%
Weightlifting	-	-	-	1	-	-	1	0	0%
Totals		0	0	44	0		44	0	0%

Table 17: IGF-I Analogs Tests Conducted in ASOIF Sport/Disciplines (Urine and Blood)

Urine

Sports	Disciplines	IC		OOC		Sub Total	Total Samples	Total AAFs	% AAF
		Samples	AAF	Samples	AAF				
Aquatics	Swimming Middle Distance 200-400m	10	-	43	-	53	103	0	0%
	Swimming Sprint 100m or less	11	-	8	-	19			
	Artistic Swimming	-	-	17	-	17			
	Open Water	2	-	6	-	8			
	Diving	-	-	2	-	2			
	Swimming Long Distance 800m or greater	2	-	-	-	2			
	Water Polo	-	-	2	-	2			
Athletics	Sprint 400m or less	3	-	42	-	45	213	0	0%
	Throws	13	-	30	-	43			
	Jumps	15	-	23	-	38			
	Combined Events	-	-	32	-	32			
	Long Distance 3000m or greater	13	-	18	-	31			
	Middle Distance 800-1500m	2	-	20	-	22			
	Marathon	-	-	2	-	2			
Basketball	Basketball	29	-	-	-	29	38	0	0%
	3 on 3	9	-	-	-	9			
Boxing	Boxing	6	-	2	-	8	9	0	0%
	AIBA WSB Boxing	-	-	1	-	1			
Canoe/Kayak	Sprint 200m	-	-	19	-	19	53	0	0%
	Canoe Slalom	-	-	17	-	17			
	Long Distance 1000m	-	-	13	-	13			
	Middle Distance 500m	-	-	4	-	4			
Cycling	Road	28	-	25	-	53	105	0	0%
	Track Endurance	22	-	12	-	34			
	Mountain Bike	15	-	3	-	18			
Equestrian	Jumping	-	-	1	-	-	1	0	0%
Football	-	-	-	29	-	-	29	0	0%
Gymnastics	Artistic	-	-	1	-	-	1	0	0%
Handball	Indoor	-	-	17	-	-	17	0	0%
Judo	-	-	-	5	-	-	5	0	0%
Modern Pentathlon	-	-	-	3	-	-	3	0	0%
Rowing	-	-	-	64	-	-	64	0	0%
Sailing	-	-	-	1	-	-	1	0	0%
Table Tennis	-	-	-	1	-	-	1	0	0%
Taekwondo	Sparring	5	-	-	-	5	6	0	0%
	Poomsae	1	-	-	-	1			
Tennis	-	-	-	3	-	-	3	0	0%
Triathlon	-	48	-	33	-	-	81	0	0%
Volleyball	Volleyball	4	-	3	-	7	8	0	0%
	Beach	-	-	1	-	1			
Weightlifting	-	89	-	58	-	-	147	0	0%
Wrestling	Wrestling	20	-	-	-	20	22	0	0%
	Freestyle	1	-	-	-	1			
	Greco-Roman	1	-	-	-	1			
Totals		349	0	561	0		910	0	0%

Table 17: IGF-I Analogs Tests Conducted in ASOIF Sport/Disciplines (Urine and Blood) - continued

Blood

Sports	Disciplines	IC		OOC		Sub Total	Total Samples	Total AAFs	% AAF
		Samples	AAF	Samples	AAF				
Aquatics	Swimming Sprint 100m or less	3	-	1	-	4	14	0	0%
	Swimming Middle Distance 200-400m	2	-	2	-	4			
	Open Water	-	-	2	-	2			
	Water Polo	-	-	2	-	2			
	Swimming Long Distance 800m or greater	1	-	1	-	2			
Athletics	Sprint 400m or less	-	-	8	-	8	28	0	0%
	Middle Distance 800-1500m	-	-	8	-	8			
	Throws	-	-	3	-	3			
	Combined Events	-	-	3	-	3			
	Long Distance 3000m or greater	-	-	3	-	3			
	Jumps	-	-	2	-	2			
	Athletics	-	-	1	-	1			
Badminton	-	-	-	-	1	1	0	0%	
Basketball	-	-	-	-	4	4	0	0%	
Boxing	-	-	-	-	7	7	0	0%	
Canoe/Kayak	Canoe Slalom	-	-	4	-	4	13	0	0%
	Sprint 200m	-	-	4	-	4			
	Long Distance 1000m	-	-	4	-	4			
	Middle Distance 500m	-	-	1	-	1			
Cycling	Road	6	-	10	-	16	32	0	0%
	Track Sprint	-	-	8	-	8			
	Track Endurance	-	-	3	-	3			
	Cyclo-Cross	2	-	-	-	2			
	BMX	-	-	2	-	2			
	Mountain Bike	-	-	1	-	1			
Field Hockey	-	-	-	-	1	1	0	0%	
Football	-	-	-	-	4	4	0	0%	
Gymnastics	Artistic	4	-	1	-	5	5	0	0%
Judo	-	-	-	-	6	6	0	0%	
Rowing	-	-	-	-	4	4	0	0%	
Rugby Union	Sevens	-	-	13	-	13	22	0	0%
	Fifteens	4	-	5	-	9			
Taekwondo	Sparring	-	-	6	-	6	6	0	0%
Triathlon	-	-	-	-	5	5	0	0%	
Volleyball	-	-	-	-	3	3	0	0%	
Weightlifting	-	86	-	27	-	113	113	0	0%
Wrestling	Freestyle	-	-	5	-	5	5	0	0%
Totals		108	0	165	0	273	273	0	0%

Table 18: hGH Isoforms Tests Conducted in ASOIF Sport/Disciplines (Blood)

Sports	Disciplines	IC			OOC			sub total	Total Samples	Total AAFs	% AAF
		Samples	ATF	AAF	Samples	ATF	AAF				
Aquatics	Swimming Sprint 100m or less	113	-	-	190	-	-	303	838	0	0%
	Swimming Middle Distance 200-400m	62	-	-	195	-	-	257			
	Water Polo	26	-	-	70	-	-	96			
	Swimming Long Distance 800m or greater	14	-	-	48	-	-	62			
	Open Water	10	-	-	41	-	-	51			
	Diving	10	-	-	37	-	-	47			
	Artistic Swimming	1	-	-	19	-	-	20			
Swimming	-	-	-	2	-	-	2				
Archery	-	3	-	-	-	-	-	3	0	0%	
Athletics	Sprint 400m or less	101	-	-	423	-	-	524	1827	0	0%
	Throws	75	-	-	343	3	-	418			
	Long Distance 3000m or greater	128	-	-	250	-	-	378			
	Jumps	61	-	-	192	-	-	253			
	Middle Distance 800-1500m	23	-	-	114	-	-	137			
	Combined Events	21	-	-	85	-	-	106			
	Marathon	4	-	-	2	-	-	6			
	Race Walk	-	-	-	4	-	-	4			
	Athletics	-	-	-	1	-	-	1			
Badminton	-	10	-	-	194	-	-	204	0	0%	
Basketball	Basketball	86	-	-	128	-	-	214	217	0	0%
	3 on 3	-	-	-	3	-	-	3			
Boxing	Boxing	43	-	-	171	-	-	214	215	0	0%
	AIBA WSB Boxing	-	-	-	1	-	-	1			
Canoe/Kayak	Sprint 200m	23	-	-	107	-	-	130	424	0	0%
	Middle Distance 500m	5	-	-	99	-	-	104			
	Long Distance 1000m	5	-	-	77	-	-	82			
	Canoe Slalom	11	-	-	64	-	-	75			
	Marathon	4	-	-	13	-	-	17			
	Canoe Polo	6	-	-	-	-	-	6			
	Freestyle	2	-	-	3	-	-	5			
	Wildwater	2	-	-	1	-	-	3			
	Canoe Kayak	-	-	-	1	-	-	1			
	Ocean Racing	1	-	-	-	-	-	1			
Cycling	Road	524	-	-	754	-	-	1278	1938	1	0.1%
	Mountain Bike	111	-	-	81	-	-	192			
	Track Sprint	55	-	-	131	-	-	186			
	Track Endurance	71	-	-	82	-	1	153			
	Cyclo-Cross	57	-	-	20	-	-	77			
	BMX	6	-	-	35	-	-	41			
	Cycling	-	-	-	9	-	-	9			
	Trials	1	-	-	-	-	-	1			
	Artistic	-	-	-	1	-	-	1			
Equestrian	Jumping	1	-	-	4	-	-	5	12	0	0%
	Eventing	-	-	-	5	-	-	5			
	Dressage	2	-	-	-	-	-	2			
Fencing	Foil	14	-	-	9	-	-	23	62	0	0%
	Sabre	8	-	-	13	-	-	21			
	Epee	11	-	-	7	-	-	18			
Field Hockey	Field Hockey	30	-	-	41	-	-	71	76	0	0%
	Indoor	3	-	-	2	-	-	5			

Table 18: hGH Isoforms Tests Conducted in ASOIF Sport/Disciplines (Blood) - continued

Sports	Disciplines	IC			OOC			sub total	Total Samples	Total AAFs	% AAF
		Samples	ATF	AAF	Samples	ATF	AAF				
Football	Football	798	-	-	778	-	-	1576	1609	0	0%
	Futsal	27	-	-	2	-	-	29			
	Beach Football	4	-	-	-	-	-	4			
Golf	-	9	-	-	7	-	-	-	16	0	0%
Gymnastics	Artistic	19	-	-	63	-	-	82	128	0	0%
	Rhythmic	4	-	-	12	-	-	16			
	Trampoline	3	-	-	10	-	-	13			
	Acrobatic	4	-	-	6	-	-	10			
	Aerobic	2	-	-	4	-	-	6			
	Tumbling	-	-	-	1	-	-	1			
Handball	Indoor	30	-	-	91	-	-	121	126	0	0%
	Beach	4	-	-	1	-	-	5			
Judo	-	57	1	-	157	-	-	-	214	0	0%
Modern Pentathlon	-	13	-	-	18	-	-	-	31	0	0%
Rowing	-	69	-	-	279	1	-	-	348	0	0%
Rugby Union	Fifteens	16	-	-	282	-	-	298	452	0	0%
	Sevens	28	-	-	126	-	-	154			
Sailing	Sailing	-	-	-	14	-	-	14	23	0	0%
	RS:X	-	-	-	4	-	-	4			
	Laser	-	-	-	2	-	-	2			
	Laser-R	-	-	-	1	-	-	1			
	470 crew	-	-	-	1	-	-	1			
	Finn	-	-	-	1	-	-	1			
Shooting	Rifle	-	-	-	2	-	-	2	3	0	0%
	Pistol	-	-	-	1	-	-	1			
Table Tennis	-	20	-	-	30	-	-	-	50	0	0%
Taekwondo	Sparring	25	-	-	51	-	-	76	82	0	0%
	Poomsae	4	-	-	-	-	-	4			
	Taekwondo	-	-	-	2	-	-	2			
Tennis	-	65	-	-	825	1	-	-	890	0	0%
Triathlon	Triathlon	117	-	-	140	-	-	257	258	0	0%
	Cross Triathlon	1	-	-	-	-	-	1			
Volleyball	Volleyball	56	-	-	110	-	-	166	222	0	0%
	Beach	19	-	-	36	-	-	55			
	Hall (R)	-	-	-	1	-	-	1			
Weightlifting	-	524	-	-	926	1	-	-	1450	0	0%
Wrestling	Wrestling	47	-	-	130	-	-	177	339	0	0%
	Greco-Roman	41	-	-	47	-	-	88			
	Freestyle	28	-	-	36	-	-	64			
	Women's Freestyle	-	-	-	10	-	-	10			
Totals		3778	1	0	8,279	6	1		12,057	1	0.01%

Table 19: hGH Biomarkers Tests Conducted in ASOIF Sport/Disciplines (Blood)

Sports	Disciplines	IC		OOC		sub total	Total Samples	Total AAFs	% AAF
		Samples	AAF	Samples	AAF				
Aquatics	Swimming Sprint 100m or less	39	-	103	-	142	364	0	0%
	Swimming Middle Distance 200-400m	14	-	86	-	100			
	Water Polo	-	-	41	-	41			
	Swimming Long Distance 800m or greater	2	-	26	-	28			
	Open Water	2	-	24	-	26			
	Diving	2	-	13	-	15			
	Artistic Swimming	-	-	12	-	12			
Athletics	Sprint 400m or less	23	-	211	-	234	819	0	0%
	Long Distance 3000m or greater	39	-	166	-	205			
	Throws	18	-	135	-	153			
	Jumps	13	-	86	-	99			
	Middle Distance 800-1500m	6	-	76	-	82			
	Combined Events	-	-	36	-	36			
	Marathon	4	-	2	-	6			
	Race Walk	-	-	2	-	2			
	Shot-put (R)	1	-	-	-	1			
	Athletics	-	-	1	-	1			
Badminton	-	3	-	31	-	-	34	0	0%
Basketball	-	12	-	96	-	108	110	0	0%
	3 on 3	-	-	2	-	2			
Boxing	-	20	-	85	-	-	105	0	0%
Canoe/Kayak	Sprint 200m	1	-	40	-	41	139	0	0%
	Middle Distance 500m	3	-	35	-	38			
	Canoe Slalom	-	-	33	-	33			
	Long Distance 1000m	3	-	21	-	24			
	Marathon	-	-	3	-	3			
Cycling	Road	58	-	278	-	336	596	0	0%
	Track Endurance	12	-	69	-	81			
	Mountain Bike	12	-	57	-	69			
	Track Sprint	9	-	57	-	66			
	Cyclo-Cross	10	-	19	-	29			
	BMX	2	-	12	-	14			
	Trials	1	-	-	-	1			
Equestrian	Jumping	1	-	1	-	-	2	0	0%
Fencing	Foil	-	-	7	-	7	13	0	0%
	Sabre	-	-	3	-	3			
	Epee	-	-	3	-	3			
Field Hockey	-	9	-	20	-	-	29	0	0%
Football	Football	151	-	2021	-	2172	2184	0	0%
	Futsal	8	-	-	-	8			
	Beach Football	4	-	-	-	4			
Golf	-	4	-	-	-	-	4	0	0%
Gymnastics	Artistic	16	-	30	-	46	65	0	0%
	Rhythmic	1	-	5	-	6			
	Acrobatic	-	-	6	-	6			
	Trampoline	1	-	4	-	5			
	Aerobic	-	-	2	-	2			

Table 19: hGH Biomarkers Tests Conducted in ASOIF Sport/Disciplines (Blood)

Sports	Disciplines	IC		OOC		sub total	Total Samples	Total AAFs	% AAF
		Samples	AAF	Samples	AAF				
Handball	Indoor	16	-	42	-	58	59	0	0%
	Beach	-	-	1	-	1			
Judo	-	6	-	59	-	-	65	0	0%
Modern Pentathlon	-	-	-	11	-	-	11	0	0%
Rowing	-	7	-	134	-	-	141	0	0%
Rugby Union	Fifteens	7	-	370	-	377	442	0	0%
	Sevens	5	-	60	-	65			
Sailing	Sailing	-	-	5	-	5	9	0	0%
	Laser	-	-	2	-	2			
	49erFX	1	-	-	-	1			
	Finn	-	-	1	-	1			
Table Tennis	-	1	-	8	-	-	9	0	0%
Taekwondo	Sparring	19	-	28	-	47	49	0	0%
	Taekwondo	-	-	2	-	2			
Tennis	-	57	-	37	-	-	94	0	0%
Triathlon	Triathlon	32	-	98	-	130	134	0	0%
	Long Distance	3	-	-	-	3			
	Duathlon	-	-	1	-	1			
Volleyball	Volleyball	28	-	77	-	105	181	0	0%
	Beach	27	-	48	-	75			
	Hall (R)	1	-	-	-	1			
Weightlifting	-	228	-	470	-	-	698	0	0%
Wrestling	Wrestling	5	-	35	-	40	107	0	0%
	Freestyle	3	-	28	-	31			
	Greco-Roman	1	-	17	-	18			
	Traditional Wrestling	15	-	-	-	15			
	Women's Freestyle	-	-	3	-	3			
Totals		966	0	5497	0		6,463	0	0%

Table 20: HBOC Tests Conducted in ASOIF Sport/Disciplines (Blood)

Sports	Disciplines	IC		OOC		Sub Total	Total Samples	Total AAFs	% AAF
		Samples	AAF	Samples	AAF				
Aquatics	Swimming Middle Distance 200-400m	2	-	44	-	46	140	0	0%
	Swimming Sprint 100m or less	6	-	36	-	42			
	Swimming Long Distance 800m or greater		-	25	-	25			
	Open Water		-	9	-	9			
	Water Polo		-	9	-	9			
	Diving	2	-	6	-	8			
	Artistic Swimming		-	1	-	1			
Athletics	Throws	11	-	82	-	93	266	0	0%
	Sprint 400m or less	9	-	54	-	63			
	Long Distance 3000m or greater	13	-	39	-	52			
	Jumps	6	-	27	-	33			
	Middle Distance 800-1500m	5	-	11	-	16			
	Combined Events		-	9	-	9			
Badminton	-	5	-	8	-	-	13	0	0%
Basketball	-		-	31	-	-	31	0	0%
Boxing	-	3	-	33	-	-	36	0	0%
Canoe/Kayak	Middle Distance 500m	1	-	16	-	17	48	0	0%
	Sprint 200m		-	12	-	12			
	Canoe Slalom		-	10	-	10			
	Long Distance 1000m	2	-	7	-	9			
Cycling	Road	3	-	78	-	81	153	0	0%
	Track Endurance	7	-	24	-	31			
	Track Sprint	4	-	21	-	25			
	Mountain Bike	3	-	10	-	13			
	Cyclo-Cross		-	2	-	2			
	BMX		-	1	-	1			
Fencing	Foil		-	2	-	-	2	0	0%
Field Hockey	-		-	17	-	-	17	0	0%
Football	-		-	88	-	-	88	0	0%
Golf	-	2	-		-	-	2	0	0%
Gymnastics	Artistic	2	-	9	-	11	19	0	0%
	Acrobatic		-	4	-	4			
	Rhythmic	1	-	2	-	3			
	Trampoline		-	1	-	1			
Handball	Indoor		-	16	-	-	16	0	0%
Judo	-		-	20	-	-	20	0	0%
Modern Pentathlon	-		-	4	-	-	4	0	0%
Rowing	-		-	34	-	-	34	0	0%
Rugby Union	Fifteens		-	140	-	140	201	0	0%
	Sevens	1	-	60	-	61			
Sailing	Sailing		-	2	-	2	3	0	0%
	Laser		-	1	-	1			
Table Tennis	-	1	-	2	-	-	3	0	0%
Taekwondo	Sparring		-	8	-	-	8	0	0%
Tennis	-	22	-	21	-	-	43	0	0%
Triathlon	-	14	-	43	-	-	57	0	0%

Table 20: HBOC Tests Conducted in ASOIF Sport/Disciplines (Blood) - continued

Sports	Disciplines	IC		OOC		Sub Total	Total Samples	Total AAFs	% AAF
		Samples	AAF	Samples	AAF				
Volleyball	Volleyball	6	-	14	-	20	32	0	0%
	Beach	12	-	-	-	12			
Weightlifting	-	18	-	272	-	-	290	0	0%
Wrestling	Wrestling	1	-	29	-	30	56	0	0%
	Freestyle	3	-	10	-	13			
	Women's Freestyle	-	-	6	-	6			
	Greco-Roman	1	-	6	-	7			
Totals		166	0	1416	0		1,582	0	0%

Table 21: HBT (Transfusion) Tests Conducted in ASOIF Sport/Disciplines (Blood)

Sports	Disciplines	IC		OOC		Sub Total	Total Samples	Total AAFs	% AAF
		Samples	AAF	Samples	AAF				
Aquatics	Swimming Middle Distance 200-400m	-	-	18	-	18	29	0	0%
	Open Water	-	-	4	-	4			
	Swimming Long Distance 800m or greater	-	-	3	-	3			
	Swimming Sprint 100m or less	-	-	2	-	2			
	Diving	-	-	2	-	2			
Athletics	Long Distance 3000m or greater	12	-	15	-	27	38	0	0%
	Middle Distance 800-1500m	1	-	4	-	5			
	Sprint 400m or less	-	-	3	-	3			
	Combined Events	-	-	2	-	2			
	Throws	1	-	-	-	1			
Canoe/Kayak	Long Distance 1000m	-	-	2	-	2	4	0	0%
	Sprint 200m	-	-	1	-	1			
	Middle Distance 500m	-	-	1	-	1			
Cycling	Road	18	3	15	-	33	39	3	8%
	Track Endurance	1	-	4	-	5			
	Track Sprint	-	-	1	-	1			
Football	-	-	-	-	45	-	45	0	0%
Gymnastics	Artistic	-	-	1	-	-	1	0	0%
Rowing	-	-	-	-	2	-	2	0	0%
Taekwondo	Sparring	-	-	1	-	-	1	0	0%
Totals		33	3	126	0		159	3	2%

Table 22: GC/C/IRMS Tests Conducted in AIOWF Sport/Disciplines for Markers of the Steroid Profile (Urine)

Sports	Disciplines	IC		OOC		Sub Total	Total Samples	Total AAFs	% AAF
		Samples	AAF	Samples	AAF				
Biathlon	-	11	-	38	-	-	49	0	0%
Bobsleigh	Bobsleigh	3	-	23	-	26	34	0	0%
	Skeleton	2	-	6	-	8			
Curling	-	4	-	4	-	-	8	0	0%
Ice Hockey	-	43	-	49	-	-	92	0	0%
Luge	-	4	-	9	-	-	13	0	0%
Skating	Speed Skating 1500m or less	7	-	13	-	20	69	0	0.0%
	Speed Skating greater than 1500m	14	-	6	-	20			
	Short Track	6	-	9	-	15			
	Figure Skating	4	-	10	-	14			
Skiing	Cross-Country	25	-	47	-	72	139	0	0%
	Alpine	4	-	17	-	21			
	Freestyle	6	-	10	-	16			
	Snowboard	6	-	8	-	14			
	Nordic Combined	2	-	8	-	10			
	Ski Jumping	1	-	5	-	6			
Totals		142	0	262	0		404	0	0.0%

Table 23: GC/C/IRMS Tests Conducted in AIOWF Sport/Disciplines for Other Targets (Urine)

No GC/C/IRMS tests for 19-norandrosterone were recorded in ADAMS for AIOWF Sport/Disciplines

Boldenone

Sports	Disciplines	IC		OOC		Sub Total	Total Samples	Total AAFs	% AAF
		Samples	AAF	Samples	AAF				
Bobsleigh	-	-	-	1	-	-	1	0	0%
Skiing	Nordic Combined	-	-	1	-	-	1	0	0%
Totals		0	0	2	0		2	0	0%

formestane

Sports	Disciplines	IC		OOC		Sub Total	Total Samples	Total AAFs	% AAF
		Samples	AAF	Samples	AAF				
Biathlon	-	-	-	1	-	-	1	0	0%
Skating	Figure Skating	-	-	1	-	-	1	0	0%
Totals		0	0	2	0		2	0	0%

Table 24: ESA Tests Conducted in AIOWF Sport/Disciplines (Urine and Blood)

		Urine								
Sports	Disciplines	IC		OOC		Sub Total	Total Samples	Total AAFs	% AAF	
		Samples	AAF	Samples	AAF					
Biathlon	-	578	-	1084	-	-	1662	0	0%	
Bobsleigh	-	7	-	108	-	115	128	0	0%	
	-	3	-	10	-	13				
Curling	-	-	-	1	-	-	1	0	0%	
Ice Hockey	-	106	-	211	-	-	317	0	0%	
Luge	-	7	-	8	-	-	15	0	0%	
Skating	Speed Skating greater than 1500m	133	-	241	-	374	963	0	0%	
	Speed Skating 1500m or less	99	-	155	-	254				
	Short Track	91	-	144	-	235				
	Figure Skating	29	-	70	-	99				
	Synchronized Skating	1	-	-	-	1				
Skiing	Cross-Country	424	-	820	-	1244	1897	0	0%	
	Alpine	32	-	245	-	277				
	Nordic Combined	59	-	132	-	191				
	Freestyle	12	-	76	-	88				
	Snowboard	10	-	54	-	64				
	Ski Jumping	3	-	30	-	33				
Totals		1,594	0	3,389	0		4,983	0	0%	

		Blood								
Sports	Disciplines	IC		OOC		Sub Total	Total Samples	Total AAFs	% AAF	
		Samples	AAF	Samples	AAF					
Biathlon	-	47	-	545	-	-	592	0	0%	
Bobsleigh	-	-	-	13	-	-	13	0	0%	
Curling	-	-	-	3	-	-	3	0	0%	
Ice Hockey	-	5	-	12	-	-	17	0	0%	
Luge	-	-	-	1	-	-	1	0	0%	
Skating	Figure Skating	3	-	22	-	25	244	0	0%	
	Short Track	41	-	49	-	90				
	Speed Skating 1500m or less	9	-	24	-	33				
	Speed Skating greater than 1500m	36	-	60	-	96				
Skiing	Alpine	4	-	10	-	14	204	0	0%	
	Cross-Country	30	-	116	-	146				
	Freestyle	2	-	21	-	23				
	Nordic Combined	3	-	8	-	11				
	Snowboard	4	-	6	-	10				
Totals		184	0	890	0		1,074	0	0%	

Table 25: GHRF(GHS/GHRP) Tests Conducted in AIOWF Sport/Disciplines (Urine)

Sports	Disciplines	IC		OOC		Sub Total	Total Samples	Total AAFs	% AAF
		Samples	AAF	Samples	AAF				
Biathlon	-	174	-	723	-	-	897	0	0%
Bobsleigh	Bobsleigh	63	-	272	-	335	450	0	0%
	Skeleton	33	-	82	-	115			
Curling	-	33	-	34	-	-	67	0	0%
Ice Hockey	-	289	-	423	-	-	712	0	0%
Luge	-	83	-	177	-	-	260	0	0%
Skating	Short Track	125	-	180	-	305	1113	0	0%
	Speed Skating greater than 1500m	138	-	154	-	292			
	Speed Skating 1500m or less	112	-	175	-	287			
	Figure Skating	104	-	124	-	228			
	Synchronized Skating	-	-	1	-	1			
Skiing	Cross-Country	94	-	396	-	490	1310	0	0%
	Alpine	68	-	264	-	332			
	Freestyle	99	-	129	-	228			
	Snowboard	47	-	91	-	138			
	Nordic Combined	9	-	58	-	67			
	Ski Jumping	6	-	49	-	55			
Totals		1477	0	3332	0		4,809	0	0%

Table 26: GHRF(GHRH) Tests Conducted in AIOWF Sport/Disciplines (Urine)

Sports	Disciplines	IC		OOC		Sub Total	Total Samples	Total AAFs	% AAF
		Samples	AAF	Samples	AAF				
Biathlon	-	52	-	43	-	-	95	0	0%
Bobsleigh	Bobsleigh	14	-	49	-	63	93	0	0%
	Skeleton	7	-	23	-	30			
Curling	-	12	-	6	-	-	18	0	0%
Ice Hockey	-	17	-	86	-	-	103	0	0%
Luge	-	5	-	28	-	-	33	0	0%
Skating	Speed Skating 1500m or less	48	-	59	-	107	243	0	0%
	Speed Skating greater than 1500m	58	-	33	-	91			
	Figure Skating	10	-	15	-	25			
	Short Track	13	-	7	-	20			
Skiing	Freestyle	70	-	40	-	110	286	0	0%
	Cross-Country	22	-	49	-	71			
	Alpine	20	-	36	-	56			
	Snowboard	25	-	14	-	39			
	Nordic Combined	1	-	7	-	8			
	Ski Jumping	-	-	2	-	2			
Totals		374	0	497	0		871	0	0%

Table 27: GnRH Tests Conducted in AIOWF Sport/Disciplines (Urine)

Sports	Disciplines	IC		OOC		Sub Total	Total Samples	Total AAFs	% AAF
		Samples	AAF	Samples	AAF				
Biathlon	-	100	-	562	-	-	662	0	0%
Bobsleigh	Bobsleigh	41	-	222	-	263	337	0	0%
	Skeleton	19	-	55	-	74			
Curling	-	25	-	23	-	-	48	0	0%
Ice Hockey	-	189	-	376	-	-	565	0	0%
Luge	-	70	-	94	-	-	164	0	0%
Skating	Speed Skating 1500m or less	92	-	143	-	235	818	0	0%
	Speed Skating greater than 1500m	108	-	117	-	225			
	Short Track	103	-	119	-	222			
	Figure Skating	59	-	76	-	135			
	Synchronized Skating	-	-	1	-	1			
Skiing	Cross-Country	74	-	332	-	406	1014	0	0%
	Alpine	40	-	189	-	229			
	Freestyle	90	-	104	-	194			
	Snowboard	32	-	61	-	93			
	Nordic Combined	6	-	45	-	51			
	Ski Jumping	5	-	36	-	41			
Totals		1053	0	2555	0		3,608	0	0%

Table 28: Insulin Tests Conducted in AIOWF Sport/Disciplines (Urine and Blood)*

Sports	Disciplines	IC		OOC		Sub Total	Total Samples	Total AAFs	% AAF
		Samples	AAF	Samples	AAF				
Biathlon	-	4	-	19	-	-	23	0	0%
Bobsleigh	-	2	-	14	-	-	16	0	0%
Curling	Skeleton	-	-	2	-	-	2	0	0%
Ice Hockey	-	7	-	87	-	-	94	0	0%
Luge	-	1	-	2	-	-	3	0	0%
Skating	Figure Skating	2	-	6	-	8	54	0	0%
	Short Track	1	-	8	-	9			
	Speed Skating 1500m or less	-	-	16	-	16			
	Speed Skating greater than 1500m	6	-	15	-	21			
Skiing	Alpine	4	-	3	-	7	51	0	0%
	Cross-Country	6	-	25	-	31			
	Freestyle	-	-	5	-	5			
	Nordic Combined	1	-	7	-	8			
Totals		34	0	209	0		243	0	0%

* No Insulin Tests in Blood were recorded in ADAMS for AIOWF Sports

Table 29: IGF-I Analogs Tests Conducted in AIOWF Sport/Disciplines (Urine and Blood)

		Urine							
Sports	Disciplines	IC		OOC		Sub Total	Total Samples	Total AAFs	% AAF
		Samples	AAF	Samples	AAF				
Biathlon	-	4	-	18	-	-	22	0	0%
Bobsleigh	Bobsleigh	2	-	13	-	15	17	0	0%
	Skeleton	-	-	2	-	2			
Ice Hockey	-	7	-	68	-	-	75	0	0%
Luge	-	1	-	2	-	-	3	0	0%
Skating	Speed Skating greater than 1500m	6	-	3	-	9	24	0	0%
	Figure Skating	2	-	6	-	8			
	Speed Skating 1500m or less	-	-	5	-	5			
	Short Track	1	-	1	-	2			
Skiing	Cross-Country	6	-	23	-	29	47	0	0%
	Nordic Combined	1	-	7	-	8			
	Alpine	4	-	3	-	7			
	Freestyle	-	-	3	-	3			
Totals		34	0	154	0		188	0	0%

		Blood							
Sports	Disciplines	IC		OOC		Sub Total	Total Samples	Total AAFs	% AAF
		Samples	AAF	Samples	AAF				
Biathlon	-	-	-	12	-	-	12	0	0%
Bobsleigh	Bobsleigh	-	-	13	-	13	15	0	0%
	Skeleton	-	-	2	-	2			
Ice Hockey	-	-	-	23	-	-	23	0	0%
Luge	-	-	-	4	-	-	4	0	0%
Skating	Figure Skating	5	-	-	-	5	25	0	0%
	Short Track	4	-	4	-	8			
	Speed Skating 1500m or less	-	-	6	-	6			
	Speed Skating greater than 1500m	-	-	6	-	6			
Skiing	Alpine	-	-	1	-	1	12	0	0%
	Cross-Country	-	-	7	-	7			
	Freestyle	-	-	4	-	4			
Totals		9	0	82	0		91	0	0%

Table 30: hGH Isoforms Tests Conducted in AIOWF Sport/Disciplines (Blood)

Sports	Disciplines	IC		OOC		sub total	Total Samples	Total AAFs	% AAF
		Samples	AAF	Samples	AAF				
Biathlon	-	26	-	533	-	-	559	0	0%
Bobsleigh	Bobsleigh	23	-	125	-	148	181	0	0%
	Skeleton	11	-	22	-	33			
Ice Hockey	-	69	-	222	-	-	291	0	0%
Luge	-	5	-	29	-	-	34	0	0%
Skating	Speed Skating greater than 1500m	48	-	89	-	137	403	0	0%
	Short Track	55	-	79	-	134			
	Speed Skating 1500m or less	21	-	58	-	79			
	Figure Skating	15	-	38	-	53			
Skiing	Cross-Country	29	-	158	1	187	416	1	0%
	Alpine	22	-	88	-	110			
	Nordic Combined	3	-	39	-	42			
	Freestyle	2	-	37	-	39			
	Snowboard	2	-	17	-	19			
	Ski Jumping	1	-	18	-	19			
Totals		332	0	1,552	1		1,884	1	0%

Table 31: hGH Biomarkers Tests Conducted in AIOWF Sport/Disciplines (Blood)

Sports	Disciplines	IC		OOC		sub total	Total Samples	Total AAFs	% AAF
		Samples	AAF	Samples	AAF				
Biathlon	-	11	-	146	-	-	157	0	0%
Bobsleigh	Bobsleigh	9	-	87	-	96	121	0	0%
	Skeleton	6	-	19	-	25			
Ice Hockey	-	33	-	139	-	-	172	0	0%
Luge	-	2	-	13	-	-	15	0	0%
Skating	Short Track	37	-	28	-	65	197	0	0%
	Speed Skating greater than 1500m	31	-	33	-	64			
	Speed Skating 1500m or less	9	-	29	-	38			
	Figure Skating	3	-	27	-	30			
Skiing	Cross-Country	23	-	249	-	272	508	0	0%
	Alpine	23	-	118	-	141			
	Nordic Combined	1	-	41	-	42			
	Freestyle	2	-	22	-	24			
	Snowboard	2	-	13	-	15			
	Ski Jumping	1	-	13	-	14			
Totals		193	0	977	0		1,170	0	0%

Table 32: HBOC Tests Conducted in AIOWF Sport/Disciplines (Blood)

Sports	Disciplines	IC		OOC		Sub Total	Total Samples	Total AAFs	% AAF
		Samples	AAF	Samples	AAF				
Biathlon	-	-	-	38	-	-	38	0	0%
Bobsleigh	Bobsleigh	-	-	10	-	10	12	0	0%
	Skeleton	-	-	2	-	2			
Ice Hockey	-	-	-	11	-	-	11	0	0%
Skating	Short Track	-	-	37	-	37	104	0	0%
	Speed Skating greater than 1500m	-	-	29	-	29			
	Figure Skating	-	-	19	-	19			
	Speed Skating 1500m or less	-	-	19	-	19			
Skiing	Cross-Country	-	-	31	-	31	51	0	0%
	Freestyle	-	-	12	-	12			
	Snowboard	-	-	5	-	5			
	Alpine	1	-	1	-	2			
	Nordic Combined	-	-	1	-	1			
Totals		1	0	215	0		216	0	0%

Table 33: HBT (Transfusion) Tests Conducted in AIOWF Sport/Disciplines (Blood)

Sports	Disciplines	IC		OOC		Sub Total	Total Samples	Total AAFs	% AAF
		Samples	AAF	Samples	AAF				
Biathlon	-	18	-	-	-	-	18	0	0%
Bobsleigh	-	1	-	-	-	-	1	0	0%
Skating	Speed Skating greater than 1500m	6	-	2	-	8	24	0	0%
	Short Track	3	-	4	-	7			
	Speed Skating 1500m or less	3	-	3	-	6			
	Figure Skating	3	-	-	-	3			
Skiing	Cross-Country	16	-	-	-	16	35	0	0%
	Nordic Combined	9	-	-	-	9			
	Alpine	4	-	-	-	4			
	Snowboard	3	-	-	-	3			
	Freestyle	3	-	-	-	3			
Totals		69	0	9	0		78	0	0%

Table 34: GC/C/IRMS Tests Conducted in ARISF Sport/Disciplines for Markers of the Steroid Profile (Urine)

Sports	Disciplines	IC		OOC		Sub Total	Total Samples	Total AAFs	% AAF
		Samples	AAF	Samples	AAF				
Air Sports	Parachuting	1	-	-	-	-	1	0	0%
American Football	-	17	-	7	-	-	24	0	0%
Automobile Sports	Formula 1	2	-	-	-	2	3	0	0%
	Automobile Sports	1	-	-	-	1			
Bandy	-	2	-	2	-	-	4	0	0%
Baseball / Softball	Baseball	13	2	4	-	17	22	2	9%
	Softball	3	-	2	-	5			
Basque Pelota	-	1	-	-	-	-	1	0	0%
Billiards Sports	Billiards	1	-	-	-	-	1	0	0%
Boules Sports	Petanque	1	-	-	-	1	2	0	0%
	Lawn Bowl	1	-	-	-	1			
Bowling	-	2	-	-	-	-	2	0	0%
Bridge	-	1	1	-	-	-	1	1	100%
Cheer	-	4	-	2	-	-	6	0	0%
Chess	-	2	-	-	-	-	2	0	0%
Cricket	Cricket	7	-	7	-	14	16	0	0%
	Twenty20	1	-	-	-	1			
	One Day International	-	-	1	-	1			
DanceSport	DanceSport	2	-	2	-	4	7	0	0%
	Latin	2	-	-	-	2			
	10-dance	1	-	-	-	1			
Floorball	-	4	-	5	-	-	9	0	0%
Flying Disc	Ultimate	-	-	1	-	-	1	0	0%
Karate	-	19	-	20	-	-	39	0	0%
Korfball	-	3	-	-	-	-	3	0	0%
Lifesaving	Pool	2	-	-	-	2	5	0	0%
	Ocean	2	-	-	-	2			
	Lifesaving	1	-	-	-	1			
Motorcycling	Motocross	13	1	-	-	13	18	1	6%
	Speedway	1	-	-	-	1			
	Road Racing	-	-	1	-	1			
	Track Racing	1	-	-	-	1			
	Enduro	1	-	-	-	1			
	Motorcycle Racing	1	-	-	-	1			
Mountaineering and Climbing	Mountaineering and Climbing	2	1	-	-	2	4	1	25%
	Skyrunning	1	-	-	-	1			
	Climbing	-	-	1	-	1			
Muaythai	-	2	-	1	-	-	3	0	0%
Netball	-	2	-	-	-	-	2	0	0%
Orienteering	Foot Orienteering	-	-	2	-	2	3	0	0%
	Orienteering	1	-	-	-	1			
Powerboating	Circuit	1	-	-	-	-	1	0	0%
Racquetball	-	2	-	3	-	-	5	0	0%

Table 34: GC/C/IRMS Tests Conducted in ARISF Sport/Disciplines for Markers of the Steroid Profile (Urine)

Sports	Disciplines	IC		OOC		Sub Total	Total Samples	Total AAFs	% AAF
		Samples	AAF	Samples	AAF				
Roller Sports	Inline Speed Skating Distance greater than 1000m	4	-	-	-	4	13	0	0%
	Skateboarding	3	-	-	-	3			
	Inline Speed Skating Sprint 1000m or less	2	-	-	-	2			
	Hockey	2	-	-	-	2			
	Artistic	1	-	-	-	1			
	Alpine and Inline Downhill	1	-	-	-	1			
Ski Mountaineering	-	1	-	3	-	-	4	0	0%
Sport Climbing	Speed	1	-	1	-	2	6	0	0%
	Lead	2	-	-	-	2			
	Sport Climbing	1	-	-	-	1			
	Boulder	-	-	1	-	1			
Squash	-	3	-	2	-	-	5	0	0%
Sumo	-	10	-	1	-	-	11	0	0%
Surfing	Body Board	-	-	1	-	1	3	0	0%
	Surfing	1	-	-	-	1			
	Stand Up Paddle	1	-	-	-	1			
Tug of War	-	-	-	1	-	-	1	0	0%
Underwater Sports	Apnoea (all subdisciplines)	2	-	1	-	3	10	0	0%
	Finswimming Pool	1	-	2	-	3			
	Finswimming Open Water	3	-	-	-	3			
	Free Immersion	1	-	-	-	1			
Waterskiing	Tournament	2	-	-	-	2	4	0	0%
	Cableski	-	-	1	-	1			
	Racing Water Ski	1	-	-	-	1			
Wushu	Taolu	1	-	1	-	2	4	0	0%
	Sanda	2	-	-	-	2			
	Totals	170	5	76	0		246	5	2.0%

Table 35: GC/C/IRMS Tests* Conducted in ARISF Sport/Disciplines for for Other Targets (Urine)

19-norandrosterone

Sports	Disciplines	IC		OOC		Sub Total	Total Samples	Total AAFs	% AAF
		Samples	AAF	Samples	AAF				
American Football	-	1	-	-	-	-	1	0	0%
Baseball	-	2	2	-	-	-	2	2	100%
Totals		3	2	0	0		3	2	67%

boldenone

Sports	Disciplines	IC		OOC		Sub Total	Total Samples	Total AAFs	% AAF
		Samples	AAF	Samples	AAF				
Automobile Sports	Auto Cross	1	-	-	-	-	1	0	0%
Billiards Sports	Billiards	1	-	-	-	-	1	0	0%
Cricket	-	1	-	-	-	-	1	0	0%
Karate	-	1	-	-	-	-	1	0	0%
Motorcycle Racing	Motocross	1	1	-	-	-	1	1	100%
Muaythai	-	1	-	1	-	-	2	0	0%
Orienteering	Foot Orienteering	-	-	1	-	-	1	0	0%
Underwater Sports	Finswimming Pool	-	-	1	1	1	2	2	100%
	Finswimming Open Water	-	-	1	1	1			
Totals		6	1	4	2		10	3	30%

*No GC/C/IRMS tests for formestane or prednisolone/prednisone were recorded in ADAMS for ARISF Sport/Disciplines

Table 36: ESA Tests Conducted in ARISF Sport/Disciplines (Urine and Blood)

Sports	Disciplines	Urine							
		IC Samples	AAF	OOC Samples	AAF	Sub Total	Total Samples	Total AAFs	% AAF
American Football	-	16	-	16	-	-	32	0	0%
Automobile Sports	Automobile Sports	19	-	1	-	20	30	0	0%
	Rally	6	-	-	-	6			
	Formula 1	3	-	-	-	3			
	Karting	-	-	1	-	1			
Bandy	-	2	-	2	-	-	4	0	0%
Baseball	-	28	-	36	-	-	64	0	0%
Boules Sports	Lawn Bowl	4	-	-	-	4	5	0	0%
	Petanque	-	-	1	-	1			
Cheer	-	2	-	2	-	-	4	0	0%
Cricket	Cricket	43	-	58	-	101	118	0	0%
	Twenty20	3	-	7	-	10			
	Test	-	-	4	-	4			
	One Day International	-	-	3	-	3			
DanceSport	DanceSport	10	-	4	-	14	28	0	0%
	Latin	6	-	1	-	7			
	Standard	5	-	-	-	5			
	10-dance	2	-	-	-	2			
Floorball	-	7	-	15	-	-	22	0	0%
Flying Disc	Ultimate	3	-	1	-	-	4	0	0%
Karate	-	52	-	97	-	-	149	0	0%
Korfball	-	7	-	10	-	-	17	0	0%
Lifesaving	Lifesaving	18	-	11	-	29	44	0	0%
	Pool	11	-	2	-	13			
	Ocean	2	-	-	-	2			
Motorcycling	Motocross	17	-	3	-	20	42	0	0%
	Road Racing	6	-	1	-	7			
	Motorcycle Racing	5	-	-	-	5			
	Enduro	4	-	-	-	4			
	Track Racing	2	-	-	-	2			
	Speedway	2	-	-	-	2			
	Trial	1	-	-	-	1			
	Supermoto	1	-	-	-	1			
Mountaineering and Climbing	Mountaineering and Climbing	12	-	1	-	13	31	0	0%
	Ski Mountaineering	3	-	3	-	6			
	Skyrunning	2	-	2	-	4			
	Ice Climbing	-	-	3	-	3			
	Mountain Running (R)	1	-	2	-	3			
	Climbing	2	-	-	-	2			
Muaythai	-	23	-	19	-	-	42	0	0%
Netball	-	-	-	24	-	-	24	0	0%
Orienteering	Orienteering	20	-	14	-	34	66	0	0%
	Foot Orienteering	3	-	10	-	13			
	Ski Orienteering	8	-	2	-	10			
	Mountain Bike Orienteering	7	-	2	-	9			

Table 36: ESA Tests Conducted in ARISF Sport/Disciplines (Urine and Blood)

Sports	Disciplines	Urine				Sub Total	Total Samples	Total AAFs	% AAF
		IC Samples	AAF	OOC Samples	AAF				
Powerboating	Aquabike	6	-	2	-	8	12	0	0%
	Powerboating	3	-	-	-	3			
	Circuit	1	-	-	-	1			
Racquetball	-	3	-	5	-	-	8	0	0%
Roller Sports	Inline Speed Skating Distance greater than 1000m	57	-	22	-	79	154	0	0%
	Inline Speed Skating Sprint 1000m or less	23	-	8	-	31			
	Hockey	15	-	4	-	19			
	Skateboarding	12	-	6	-	18			
	Artistic	4	-	1	-	5			
	Roller Freestyle	1	-	-	-	1			
	Alpine and Inline Downhill	1	-	-	-	1			
Ski Mountaineering	-	7	-	37	-	-	44	0	0%
Softball	-	11	-	10	-	-	21	0	0%
Sport Climbing	Boulder	10	-	17	-	27	64	0	0%
	Lead	5	-	10	-	15			
	Speed	1	-	10	-	11			
	Sport Climbing	4	-	1	-	5			
	Combined	1	-	2	-	3			
	Mountain Running	3	-	-	-	3			
Squash	-	22	-	23	-	-	45	0	0%
Sumo	-	12	-	2	-	-	14	0	0%
Surfing	Surfing	12	-	6	-	18	22	0	0%
	Body Board	-	-	3	-	3			
	Stand Up Paddle	-	-	1	-	1			
Tug of War	-	5	-	3	-	-	8	0	0%
Underwater Sports	Finswimming Pool	26	-	48	-	74	132	0	0%
	Sport Diving	20	-	-	-	20			
	Finswimming Open Water	7	-	5	-	12			
	UW Rugby	5	-	6	-	11			
	UW Orienteering	6	-	1	-	7			
	Apnoea (all subdisciplines)	2	-	2	-	4			
	UW Hockey	1	-	1	-	2			
	Free Immersion	2	-	-	-	2			
Waterskiing	Cableski	1	-	4	-	5	19	0	0%
	Tournament	1	-	3	-	4			
	Wakeboard Boat	1	-	3	-	4			
	Racing Water Ski	2	-	1	-	3			
	Cable Wakeboard	2	-	-	-	2			
	Barefoot	-	-	1	-	1			
Wushu	Sanda	11	-	23	-	34	43	0	0%
	Taolu	2	-	7	-	9			
	Totals	676	0	636	0		1,312	0	0%

Table 36: ESA Tests Conducted in ARISF Sport/Disciplines (Urine and Blood) - continued

Sports	Disciplines	Blood				Sub Total	Total Samples	Total AAFs	% AAF
		IC Samples	AAF	OOC Samples	AAF				
DanceSport	-	2	-	-	-	-	2	0	0%
Karate	-	10	-	1	-	-	11	0	0%
Korfbal	-	-	-	3	-	-	3	0	0%
Orienteering	Foot Orienteering	-	-	1	-	-	1	0	0%
Roller Sports	Artistic	1	-	-	-	1	15	0	0%
	Inline Speed Skating Distance greater than 1000m	8	-	-	-	8			
	Inline Speed Skating Sprint 1000m or less	6	-	-	-	6			
Sport Climbing	Boulder	-	-	4	-	-	4	0	0%
Squash	-	2	-	-	-	-	2	0	0%
Underwater Sports	Finswimming Pool	-	-	2	-	2	3	0	0%
	UW Orienteering	1	-	-	-	1			
Totals		30	0	11	0		41	0	0%

Table 37: GHRF(GHS/GHRP) Tests Conducted in ARISF Sport/Disciplines (Urine)

Sports	Disciplines	IC		OOC		Sub Total	Total Samples	Total AAFs	% AAF
		Samples	AAF	Samples	AAF				
American Football	American Football	60	-	68	-	-	128	0	0%
Automobile Sports	Automobile Sports	5	-	-	-	5	6	0	0%
	Formula 1	1	-	-	-	1			
Bandy	-	3	-	4	-	-	7	0	0%
Baseball / Softball	Baseball	142	-	57	-	199	269	0	0%
	Softball	38	-	32	-	70			
Basque Pelota	-	-	-	1	-	-	1	0	0%
Boules Sports	Lawn Bowl	12	-	-	-	12	13	0	0%
	Petanque	-	-	1	-	1			
Bowling	Bowling	-	-	13	-	13	19	0	0%
	Ten-Pin	3	-	3	-	6			
Cheer	-	2	-	9	-	-	11	0	0%
Cricket	Cricket	82	-	132	-	214	243	0	0%
	Twenty20	7	-	12	-	19			
	One Day International	-	-	6	-	6			
	Test	-	-	4	-	4			
DanceSport	DanceSport	6	-	6	-	12	27	0	0%
	Latin	6	-	1	-	7			
	Standard	5	-	-	-	5			
	10-dance	3	-	-	-	3			
Floorball	-	11	-	12	-	-	23	0	0%
Flying Disc	Ultimate	4	-	1	-	-	5	0	0%
Karate	-	86	-	110	-	-	196	0	0%
Korfball	-	7	-	6	-	-	13	0	0%
Lifesaving	Lifesaving	22	-	9	-	31	38	0	0%
	Ocean	4	-	-	-	4			
	Pool	3	-	-	-	3			
Motorcycling	Motocross	18	-	2	-	20	22	0	0%
	Road Racing	-	-	1	-	1			
	Motorcycle Racing	1	-	-	-	1			
Mountaineering and Climbing	Mountaineering and Climbing	3	-	1	-	4	12	0	0%
	Climbing	2	-	1	-	3			
	Skyrunning	2	-	-	-	2			
	Ski Mountaineering	-	-	1	-	1			
	Ice Climbing	-	-	1	-	1			
	Mountain Running (R)	-	-	1	-	1			
Muaythai	-	103	-	25	-	-	128	0	0%
Netball	-	2	-	31	-	-	33	0	0%
Orienteering	Orienteering	9	-	10	-	19	40	0	0%
	Foot Orienteering	3	-	9	-	12			
	Ski Orienteering	4	-	1	-	5			
	Mountain Bike Orienteering	3	-	1	-	4			
Powerboating	Powerboating	3	-	-	-	3	5	0	0%
	Aquabike	1	-	-	-	1			
	Circuit	1	-	-	-	1			

Table 37: GHRF(GHS/GHRP) Tests Conducted in ARISF Sport/Disciplines (Urine) - continued

Sports	Disciplines	IC		OOC		Sub Total	Total Samples	Total AAFs	% AAF
		Samples	AAF	Samples	AAF				
Racquetball	-	23	-	14	-	-	37	0	0%
	Inline Speed Skating Distance greater than 1000m	15	-	20	-	35			
	Hockey	18	-	8	-	26			
	Inline Speed Skating Sprint 1000m or less	15	-	8	-	23			
Roller Sports	Skateboarding	17	-	3	-	20	123	0	0%
	Artistic	12	-	3	-	15			
	Alpine and Inline Downhill	2	-	-	-	2			
	Roller Freestyle	1	-	-	-	1			
	Inline Freestyle	1	-	-	-	1			
Ski Mountaineering	-	3	-	11	-	-	14	0	0%
	Boulder	8	-	13	-	21			
	Lead	7	-	7	-	14			
Sport Climbing	Speed	2	-	7	-	9	50	0	0%
	Sport Climbing	3	-	-	-	3			
	Combined	1	-	2	-	3			
Squash	-	20	-	31	-	-	51	0	0%
Sumo	-	12	-	2	-	-	14	0	0%
	Surfing	6	-	2	-	8			
Surfing	Body Board	-	-	1	-	1	10	0	0%
	Stand Up Paddle	-	-	1	-	1			
Tug of War	-	5	-	4	-	-	9	0	0%
	Finswimming Pool	15	-	23	-	38			
	Finswimming Open Water	10	-	1	-	11			
	UW Hockey	8	-	2	-	10			
Underwater Sports	Apnoea (all subdisciplines)	2	-	3	-	5	75	0	0%
	UW Orienteering	4	-	-	-	4			
	UW Rugby	3	-	1	-	4			
	Free Immersion	2	-	-	-	2			
	Sport Diving	1	-	-	-	1			
	Racing Water Ski	9	-	3	-	12			
	Wakeboard Boat	5	-	4	-	9			
Waterskiing	Tournament	1	-	6	-	7	42	0	0%
	Cableski	-	-	7	-	7			
	Barefoot	5	-	1	-	6			
	Cable Wakeboard	1	-	-	-	1			
Wushu	Sanda	11	-	28	-	39	55	0	0%
	Taolu	6	-	10	-	16			
		921	0	798	0		1,719	0	0%

Table 38: GHRF(GHRH) Tests Conducted in ARISF Sport/Disciplines (Urine)

Sports	Disciplines	IC		OOC		Sub Total	Total Samples	Total AAFs	% AAF
		Samples	AAF	Samples	AAF				
Baseball / Softball	Baseball	26	-	2	-	28	33	0	0%
	Softball	-	-	5	-	5			
Bowling	-	-	-	3	-	-	3	0	0%
Cheer	-	2	-	2	-	-	4	0	0%
Cricket	Cricket	4	-	41	-	51	52	0	0%
	Twenty20	-	-	3	-	4			
	One Day International	-	-	4	-	4			
Karate	-	3	-	8	-	-	11	0	0%
Motorcycle Racing	Motocross	10	-	-	-	-	10	0	0%
Muaythai	-	19	-	2	-	-	21	0	0%
Netball	-	-	-	4	-	-	4	0	0%
Racquetball	-	-	-	3	-	-	3	0	0%
Roller Sports	Inline Speed Skating Sprint 1000m or less	6	-	1	-	7	22	0	0%
	Inline Speed Skating Distance greater than 1000m	5	-	2	-	7			
	Skateboarding	5	-	-	-	5			
	Hockey	1	-	2	-	3			
Ski Mountaineering	-	2	-	4	-	-	6	0	0%
Sport Climbing	Lead	-	-	1	-	-	1	0	0%
Squash	-	4	-	4	-	-	8	0	0%
Surfing	Stand Up Paddle	-	-	1	-	-	1	0	0%
Waterskiing	Cableski	4	-	1	-	5	9	0	0%
	Tournament	-	-	3	-	3			
	Racing Water Ski	-	-	1	-	1			
Totals		91	0	97	0		188	0	0%

Table 39: GnRH Tests Conducted in ARISF Sport/Disciplines (Urine)

Sports	Disciplines	IC		OOC		Sub Total	Total Samples	Total AAFs	% AAF
		Samples	AAF	Samples	AAF				
American Football	American Football	44	-	49	-	-	93	0	0%
Automobile Sports	Automobile Sports	5	-	-	-	5	6	0	0%
	Formula 1	1	-	-	-	1			
Bandy	-	3	-	2	-	-	5	0	0%
Baseball / Softball	Baseball	57	-	38	-	95	141	0	0%
	Softball	25	-	21	-	46			
Boules Sports	Lawn Bowl	10	-	-	-	10	11	0	0%
	Petanque	-	-	1	-	1			
Bowling	Ten-Pin	3	-	3	-	6	11	0	0%
	Bowling	-	-	5	-	5			
Cheer	-	2	-	8	-	-	10	0	0%
Cricket	Cricket	76	-	130	-	206	228	0	0%
	Twenty20	-	-	12	-	12			
	One Day International	-	-	6	-	6			
	Test	-	-	4	-	4			
DanceSport	DanceSport	3	-	6	-	9	14	0	0%
	Latin	3	-	1	-	4			
	10-dance	1	-	-	-	1			
Floorball	-	6	-	6	-	-	12	0	0%
Flying Disc	Ultimate	1	-	-	-	-	1	0	0%
Karate	-	36	-	36	-	-	72	0	0%
Korfball	-	-	-	3	-	-	3	0	0%
Lifesaving	Lifesaving	8	-	8	-	16	20	0	0%
	Ocean	3	-	-	-	3			
	Pool	1	-	-	-	1			
Motorcycling	Motocross	14	-	-	-	14	16	0	0%
	Road Racing	-	-	1	-	1			
	Motorcycle Racing	1	-	-	-	1			
Mountaineering and Climbing	Mountaineering and Climbing	3	-	-	-	3	7	0	0%
	Skyrunning	2	-	-	-	2			
	Climbing	2	-	-	-	2			
Muaythai	-	96	-	21	-	-	117	0	0%
Netball	-	2	-	31	-	-	33	0	0%
Orienteering	Orienteering	8	-	1	-	9	23	0	0%
	Foot Orienteering	2	-	7	-	9			
	Ski Orienteering	4	-	-	-	4			
	Mountain Bike Orienteering	1	-	-	-	1			
Powerboating	Circuit	1	-	-	-	-	1	0	0%
Racquetball	-	10	-	3	-	-	13	0	0%
Roller Sports	Inline Speed Skating Distance greater than 1000m	13	-	11	-	24	76	0	0%
	Skateboarding	15	-	3	-	18			
	Hockey	8	-	7	-	15			
	Inline Speed Skating Sprint 1000m or less	9	-	5	-	14			
	Artistic	2	-	1	-	3			
	Alpine and Inline Downhill	1	-	-	-	1			
Inline Freestyle	1	-	-	-	1				

Table 39: GnRH Tests Conducted in ARISF Sport/Disciplines (Urine) - continued

Sports	Disciplines	IC		OOC		Sub Total	Total Samples	Total AAFs	% AAF
		Samples	AAF	Samples	AAF				
Ski Mountaineering	-	3	-	9	-	-	12	0	0%
Sport Climbing	Speed	2	-	4	-	6	20	0	0%
	Boulder	3	-	1	-	4			
	Lead	3	-	1	-	4			
	Sport Climbing	3	-	-	-	3			
	Combined	1	-	2	-	3			
Squash	-	15	-	17	-	-	32	0	0%
Surfing	Surfing	3	-	1	-	4	5	0	0%
	Stand Up Paddle	-	-	1	-	1			
Tug of War	-	3	-	4	-	-	7	0	0%
Underwater Sports	UW Hockey	8	-	2	-	10	25	0	0%
	Finswimming Pool	2	-	3	-	5			
	UW Rugby	3	-	1	-	4			
	UW Orienteering	2	-	-	-	2			
	Apnoea (all subdisciplines)	2	-	-	-	2			
	Finswimming Open Water	-	-	1	-	1			
	Sport Diving	1	-	-	-	1			
Waterskiing	Racing Water Ski	9	-	1	-	10	30	0	0%
	Wakeboard Boat	4	-	3	-	7			
	Barefoot	5	-	1	-	6			
	Tournament	1	-	3	-	4			
	Cableski	-	-	3	-	3			
Wushu	Sanda	3	-	16	-	19	24	0	0%
	Taolu	-	-	5	-	5			
		559	0	509	0		1,068	0	0%

Table 40: Insulin Tests Conducted in ARISF Sport/Disciplines (Urine and Blood)*

Sports	Disciplines	Urine				Sub Total	Total Samples	Total AAFs	% AAF
		IC Samples	AAF	OOB Samples	AAF				
Karate	-	2	-	1	-	-	3	0	0%
Ski Mountaineering	-	2	-	3	-	-	5	0	0%
Sport Climbing	Lead	-	-	1	-	-	1	0	0%
Tug of War	-	3	-	-	-	-	3	0	0%
Waterskiing	Cableski	-	-	1	-	-	1	0	0%
		7	0	6	0		13	0	0%

* No Insulin Tests in Blood were recorded in ADAMS for ARISF Sports

Table 41: IGF-I Analogs Tests Conducted in ARISF Sport/Disciplines (Urine and Blood)

Sports	Disciplines	Urine				Sub Total	Total Samples	Total AAFs	% AAF
		IC Samples	AAF	OOB Samples	AAF				
Karate	-	2	-	1	-	-	3	0	0%
Roller Sports	Skateboarding	3	-	-	-	-	3	0	0%
Ski Mountaineering	-	2	-	3	-	-	5	0	0%
Sport Climbing	Lead	-	-	1	-	-	1	0	0%
Waterskiing	Cableski	-	-	1	-	-	1	0	0%
		7	0	6	0		13	0	0%

Sports	Disciplines	Blood				Sub Total	Total Samples	Total AAFs	% AAF
		IC Samples	AAF	OOB Samples	AAF				
American Football	-	8	-	2	-	-	10	0	0%
Softball	-	-	-	4	-	-	4	0	0%
Squash	-	-	-	1	-	-	1	0	0%
		8	0	7	0		15	0	0%

Table 42: hGH Isoforms Tests Conducted in ARISF Sport/Disciplines (Blood)

Sports	Disciplines	IC		OOC		Sub Total	Total Samples	Total AAFs	% AAF
		Samples	AAF	Samples	AAF				
American Football	-	18	-	12	-	-	30	0	0%
Bandy	-	2	-	2	-	-	4	0	0%
Baseball / Softball	Baseball	5	-	25	-	30	36	0	0%
	Softball	-	-	6	-	6			
Cheer	-	-	-	8	-	-	8	0	0%
Cricket	-	-	-	8	-	-	8	0	0%
DanceSport	DanceSport	9	-	4	-	13	23	0	0%
	Standard	4	-	-	-	4			
	Latin	4	-	-	-	4			
	Rock'n'Roll	2	-	-	-	2			
Floorball	-	4	-	6	-	-	10	0	0%
Karate	-	13	-	28	-	-	41	0	0%
Korfball	-	-	-	3	-	-	3	0	0%
Lifesaving	Lifesaving	4	-	2	-	6	10	0	0%
	Pool	3	-	1	-	4			
Motorcycle Racing	Road Racing	5	-	-	-	5	6	0	0%
	Motorcycle Racing	1	-	-	-	1			
Mountaineering and Climbing	Mountaineering and Climbing	4	-	-	-	4	6	0	0%
	Skyrunning	2	-	-	-	2			
Muaythai	-	12	-	6	-	-	18	0	0%
Netball	-	-	-	3	-	-	3	0	0%
Orienteering	Orienteering	3	-	2	-	5	11	0	0%
	Foot Orienteering	1	-	2	-	3			
	Mountain Bike Orienteering	1	-	1	-	2			
	Ski Orienteering	-	-	1	-	1			
Powerboating	Aquabike	2	-	2	-	4	8	0	0%
	Powerboating	3	-	-	-	3			
	Circuit	1	-	-	-	1			
Roller Sports	Inline Speed Skating Distance greater than 1000m	14	-	9	-	23	49	0	0%
	Inline Speed Skating Sprint 1000m or less	13	-	3	-	16			
	Hockey	4	-	1	-	5			
	Artistic	2	-	1	-	3			
	Skateboarding	-	-	2	-	2			
Ski Mountaineering	-	1	-	5	-	-	6	0	0%
Sport Climbing	Boulder	2	-	8	-	10	21	0	0%
	Lead	1	-	4	-	5			
	Speed	-	-	3	-	3			
	Sport Climbing	1	-	1	-	2			
	Combined	-	-	1	-	1			
Squash	-	4	-	6	-	-	10	0	0%
Sumo	-	2	-	-	-	-	2	0	0%
Surfing	Surfing	-	-	1	-	1	2	0	0%
	Body Board	-	-	1	-	1			
Tug of War	-	-	-	2	-	-	2	0	0%
Underwater Sports	Finswimming Pool	2	-	3	-	5	12	0	0%
	UW Rugby	-	-	2	-	2			
	Apnoea (all subdisciplines)	-	-	2	-	2			
	UW Orienteering	1	-	-	-	1			
	Finswimming Open Water	-	-	1	-	1			
	Free Immersion	1	-	-	-	1			
Waterskiing	Wakeboard Boat	-	-	2	-	2	3	0	0%
	Cableski	-	-	1	-	1			
Wushu	Taolu	2	-	3	-	5	10	0	0%
	Sanda	-	-	5	-	5			
Totals		153	0	189	0		342	0	0%

Table 43: hGH Biomarkers Tests Conducted in ARISF Sport/Disciplines (Blood)

Sports	Disciplines	IC		OOC		Sub Total	Total Samples	Total AAFs	% AAF
		Samples	AAF	Samples	AAF				
American Football	-	12	-	9	-	-	21	0	0%
Bandy	-	2	-	3	-	-	5	0	0%
Baseball / Softball	Baseball	-	-	14	-	5	20	0	0%
	Softball	-	-	6	-	14			
Cricket	Cricket	4	-	104	-	108	114	0	0%
	Twenty20	-	-	4	-	4			
	Test	-	-	2	-	2			
DanceSport	Latin	-	-	1	-	-	1	0	0%
Floorball	-	1	-	2	-	-	3	0	0%
Karate	-	1	-	14	-	-	15	0	0%
Korfball	-	-	-	3	-	-	3	0	0%
Lifesaving	Lifesaving	-	-	5	-	5	9	0	0%
	Pool	4	-	-	-	4			
Motorcycle Racing	Motocross	-	-	9	-	-	9	0	0%
Muaythai	-	1	-	2	-	-	3	0	0%
Netball	-	2	-	5	-	-	7	0	0%
Orienteering	Foot Orienteering	-	-	2	-	2	3	0	0%
	Orienteering	-	-	1	-	1			
Powerboating	Aquabike	1	-	-	-	-	1	0	0%
Roller Sports	Inline Speed Skating Distance greater than 1000m	2	-	3	-	5	13	0	0%
	Inline Speed Skating Sprint 1000m or less	4	-	1	-	5			
	Hockey	2	-	-	-	2			
	Artistic	1	-	-	-	1			
Ski Mountaineering	-	-	-	2	-	-	2	0	0%
Sport Climbing	Lead	1	-	1	-	2	3	0	0%
	Boulder	-	-	1	-	1			
Squash	-	4	-	2	-	-	6	0	0%
Underwater Sports	Finswimming Pool	-	-	2	-	2	5	0	0%
	Apnoea (all subdisciplines)	-	-	1	-	1			
	UW Orienteering	1	-	-	-	1			
	Free Immersion	1	-	-	-	1			
Totals		44	0	199	0		243	0	0%

Table 44: HBOC Tests Conducted in ARISF Sport/Disciplines (Blood)

Sports	Disciplines	IC		OOC		Sub Total	Total Samples	Total AAFs	% AAF
		Samples	AAF	Samples	AAF				
Baseball	-	-	-	5	-	-	5	0	0%
Cricket	Cricket	-	-	26	-	26	32	0	0%
	Twenty20	-	-	4	-	4			
	Test	-	-	2	-	2			
Karate	-	1	-	2	-	-	3	0	0%
Lifesaving	Lifesaving	-	-	5	-	5	7	0	0%
	Pool	2	-	-	-	2			
Netball	-	-	-	5	-	-	5	0	0%
Roller Sports	Inline Speed Skating Distance greater than	-	-	1	-	-	1	0	0%
Ski Mountaineering	-	-	-	5	-	-	5	0	0%
Sport Climbing	Boulder	-	-	4	-	-	4	0	0%
Squash	Squash	2	-	-	-	-	2	0	0%
Totals		5	0	59	0		64	0	0%

Table 45: HBT (Transfusion) Tests Conducted in ARISF Sport/Disciplines (Blood)*

Sports	Disciplines	IC		OOC		Sub Total	Total Samples	Total AAFs	% AAF
		Samples	AAF	Samples	AAF				
n/a	-	-	-	-	-	-	0	0	0%
Totals		0	0	0	0		0	0	0%

*No HBT (Transfusion) Tests were recorded in ADAMS for ARISF Sports

Table 46: GC/C/IRMS Tests Conducted in AIMS Sport/Disciplines for Markers of the Steroid Profile (Urine)

Sports	Disciplines	IC		OOC		Sub Total	Total Samples	Total AAFs	% AAF
		Samples	AAF	Samples	AAF				
Arm Wrestling	-	3	2	2	1	-	5	3	60%
Bodybuilding	Bodybuilding	27	6	4	2	31	46	9	20%
	Fitness	12	-	3	1	15			
Darts	-	6	-	-	-	-	6	0	0%
Dragon Boat	-	1	-	3	-	-	4	0	0%
Draughts	-	1	-	-	-	-	1	0	0%
Fistball	-	-	-	1	-	-	1	0	0%
Go	-	2	-	-	-	-	2	0	0%
Icestocksport	Icestocksport Distance	2	-	-	-	-	2	0	0%
Ju-Jitsu	-	3	1	1	-	-	4	1	25%
Kendo	-	1	-	-	-	-	1	0	0%
Kickboxing	Kickboxing	6	-	7	-	13	20	2	10%
	K1 Rules	2	-	1	-	3			
	Pancrace	1	1	1	1	2			
	Low Kick	1	-	-	-	1			
	Light Contact	-	-	1	-	1			
Lacrosse	-	-	-	1	-	-	1	0	0%
Powerlifting	Powerlifting	43	7	52	9	95	113	24	21%
	Bench Press	10	5	-	-	10			
	Force Athletique	5	2	3	1	8			
Sambo	-	3	-	2	-	-	5	0	0%
Sepaktakraw	-	1	-	1	-	-	2	0	0%
Soft Tennis	-	-	-	1	-	-	1	0	0%
Totals		130	24	84	15		214	39	18.2%

Table 47: GC/C/IRMS Tests Conducted in AIMS Sport/Disciplines for Other Targets (Urine)*

19-norandrosterone

Sports	Disciplines	IC		OOC		Sub Total	Total Samples	Total AAFs	% AAF
		Samples	AAF	Samples	AAF				
Bodybuilding	-	-	-	2	-	-	2	0	0%
Kickboxing	-	1	-	-	-	-	1	0	0%
Powerlifting	-	3	1	-	-	-	3	1	33%
Sambo	-	1	1	-	-	-	1	1	100%
Totals		5	2	2	0		7	2	29%

boldenone

Sports	Disciplines	IC		OOC		Sub Total	Total Samples	Total AAFs	% AAF
		Samples	AAF	Samples	AAF				
Arm Wrestling	-	-	-	2	2	-	2	2	100%
Bodybuilding	-	1	1	2	2	-	3	3	100%
Kickboxing	Pancrace	1	1	-	-	1	2	2	100%
	Kickboxing	1	1	-	-	1			
Powerlifting	Powerlifting	1	-	1	-	2	3	1	33%
	Force Athletique	1	1	-	-	1			
Totals		5	4	5	4		10	8	80%

* No GC/C/IRMS tests for formestane or prednisolone/prednisone were recorded in ADAMS for AIMS Sport/Disciplines

Table 48: ESA Tests Conducted in AIMS Sport/Disciplines (Urine and Blood)*

Sports	Disciplines	Urine				Sub Total	Total Samples	Total AAFs	% AAF
		IC Samples	AAF	OOB Samples	AAF				
Arm Wrestling	-	-	-	28	-	-	28	0	0%
Bodybuilding	Bodybuilding	19	-	31	-	50	72	0	0%
	Fitness	8	-	14	-	22			
Dragon Boat	-	4	-	15	-	-	19	0	0%
Fistball	-	-	-	2	-	-	2	0	0%
Ju-Jitsu	-	5	-	22	-	-	27	0	0%
Kendo	-	3	-	1	-	-	4	0	0%
Kickboxing	Full Contact	-	-	5	-	5	101	1	1%
	K1 Rules	7	-	3	-	10			
	Kick Light	10	-	-	-	10			
	Kickboxing	32	-	31	1	63			
	Light Contact	6	-	-	-	6			
	Low Kick	7	-	-	-	7			
Lacrosse	-	-	-	2	-	-	2	0	0%
Powerlifting	Bench Press	4	-	1	-	5	190	0	0%
	Force Athletique	4	-	1	-	5			
	Powerlifting	121	-	59	-	180			
Sambo	-	23	-	24	-	-	47	0	0%
Savate	Savate	-	-	1	-	1	2	0	0%
	Savate Assaut	1	-	-	-	1			
Sepaktakraw	-	-	-	17	-	-	17	0	0%
Sleddog	-	3	-	2	-	-	5	0	0%
Soft Tennis	-	7	-	4	-	-	11	0	0%
Totals		264	0	263	1		527	1	0.2%

* No ESA tests in blood were recorded in ADAMS for AIMS Sport/Disciplines

Table 49: GHRF(GHS/GHRP) Tests Conducted in AIMS Sport/Disciplines (Urine)

Sports	Disciplines	IC		OOC		Sub Total	Total Samples	Total AAFs	% AAF
		Samples	AAF	Samples	AAF				
Arm Wrestling	-	3	-	27	-	-	30	0	0%
Bodybuilding	Bodybuilding	141	1	96	1	237	324	3	0.9%
	Fitness	56	1	31	-	87			
Dragon Boat	-	3	-	7	-	-	10	0	0%
Fistball	-	-	-	2	-	-	2	0	0%
Go	-	3	-	-	-	-	3	0	0%
Icestocksport	Icestocksport Distance	1	-	3	-	-	4	0	0%
Ju-Jitsu	-	11	-	25	-	-	36	0	0%
Kendo	-	3	-	1	-	-	4	0	0%
Kickboxing	Kickboxing	61	-	32	-	93	158	0	0%
	K1 Rules	39	-	6	-	45			
	Full Contact	-	-	10	-	10			
	Panrace	7	-	1	-	8			
	Low Kick	1	-	1	-	2			
Lacrosse	-	-	-	12	-	-	12	0	0%
Powerlifting	Powerlifting	412	1	351	2	763	828	4	0.5%
	Force Athletique	22	1	22	-	44			
	Bench Press	19	-	2	-	21			
Sambo	-	24	-	19	-	-	43	0	0%
Savate	Savate	-	-	2	-	2	3	0	0%
	Savate Assaut	1	-	-	-	1			
Sepaktakraw	-	-	-	1	-	-	1	0	0%
Sleddog	-	1	-	-	-	-	1	0	0%
Soft Tennis	-	6	-	5	-	-	11	0	0%
Totals		814	4	656	3		1470	7	0.5%

Table 50: GHRF(GHRH) Tests Conducted in AIMS Sport/Disciplines (Urine)

Sports	Disciplines	IC		OOC		Sub Total	Total Samples	Total AAFs	% AAF
		Samples	AAF	Samples	AAF				
Dragon Boat	-	1	-	-	-	-	1	0	0%
Kickboxing	K1 Rules	7	-	-	-	7	11	0	0%
	Kickboxing	3	-	1	-	4			
Powerlifting	Powerlifting	35	-	7	-	61	52	0	0%
	Force Athletique	4	-	5	-	9			
	Bench Press	-	-	1	-	1			
Totals		50	0	14	0		64	0	0%

Table 51: GnRH Tests Conducted in AIMS Sport/Disciplines (Urine)

Sports	Disciplines	IC		OOC		Sub Total	Total Samples	Total AAFs	% AAF
		Samples	AAF	Samples	AAF				
Arm Wrestling	-	1	-	-	-	-	1	0	0%
Bodybuilding	Bodybuilding	60	-	36	-	96	127	0	0%
	Fitness	27	-	4	-	31			
Dragon Boat	-	2	-	2	-	-	4	0	0%
Go	-	3	-	-	-	-	3	0	0%
Icestocksport	Icestocksport Distance	1	-	3	-	-	4	0	0%
Ju-Jitsu	-	10	-	14	-	-	24	0	0%
Kickboxing	K1 Rules	39	-	5	-	44	86	0	0%
	Kickboxing	20	-	5	-	25			
	Full Contact	-	-	8	-	8			
	Panrace	7	-	1	-	8			
	Low Kick	-	-	1	-	1			
Lacrosse	-	-	-	12	-	-	12	0	0%
Powerlifting	Powerlifting	279	-	254	-	533	580	0	0%
	Force Athletique	18	-	17	-	35			
	Bench Press	10	-	2	-	12			
Sambo	-	9	-	15	-	-	24	0	0%
Savate	Savate Assaut	1	-	-	-	1	2	0	0%
	Savate	-	-	1	-	1			
Sepaktakraw	-	-	-	1	-	-	1	0	0%
Sleddog	-	1	-	-	-	-	1	0	0%
Soft Tennis	-	-	-	1	-	-	1	0	0%
Sport Fishing	Fly Sport Fishing	1	-	-	-	-	1	0	0%
Totals		489	0	382	0		871	0	0%

Table 52: Insulin Tests Conducted in AIMS Sport/Disciplines (Urine and Blood) *

Sports	Disciplines	Urine				Sub Total	Total Samples	Total AAFs	% AAF
		IC Samples	AAF	OOB Samples	AAF				
Bodybuilding	-	-	-	1	-	-	1	0	0%
Dragon Boat	-	1	-	-	-	-	1	0	0%
Kickboxing	-	1	-	-	-	-	1	0	0%
Powerlifting	-	22	-	-	-	-	22	0	0%
Totals		24	0	1	0		25	0	0%

* No Insulin Tests in Blood for AIMS Sports were recorded in ADAMS

Table 53: IGF-I Analogs Tests Conducted in AIMS Sport/Disciplines (Urine and Blood)

Sports	Disciplines	Urine				Sub Total	Total Samples	Total AAFs	% AAF
		IC Samples	AAF	OOB Samples	AAF				
Dragon Boat	-	1	-	-	-	-	1	0	0%
Powerlifting	-	12	-	-	-	-	12	0	0%
Totals		13	0	0	0		13	0	0%

Sports	Disciplines	Blood				Sub Total	Total Samples	Total AAFs	% AAF
		IC Samples	AAF	OOB Samples	AAF				
Dragon Boat	-	-	-	4	-	-	4	0	0%
Powerlifting	-	5	-	16	-	-	21	0	0%
Totals		5	0	20	0		25	0	0%

Table 54: hGH Isoforms Tests Conducted in AIMS Sport/Disciplines (Blood)

Sports	Disciplines	IC		OOC		Sub Total	Total Samples	Total AAFs	% AAF
		Samples	AAF	Samples	AAF				
Arm Wrestling	-	2	-	-	-	-	2	0	0%
Bodybuilding	Bodybuilding	36	-	24	-	60	99	0	0%
	Fitness	14	-	25	-	39			
Dragon Boat	-	-	-	4	-	-	4	0	0%
Fistball	-	1	-	-	-	-	1	0	0%
Icestocksport	Icestocksport Distance	3	-	1	-	4	6	0	0%
	Icestocksport Target	-	-	2	-	2			
Ju-Jitsu	-	6	-	11	-	-	17	0	0%
Kickboxing	Kickboxing	11	-	8	-	19	20	0	0%
	K1 Rules	-	-	1	-	1			
Lacrosse	-	-	-	4	-	-	4	0	0%
Powerlifting	Powerlifting	63	-	123	-	186	207	0	0%
	Force Athletique	6	-	8	-	14			
	Bench Press	7	-	-	-	7			
Sambo	-	10	-	1	-	-	11	0	0%
Savate	-	-	-	1	-	-	1	0	0%
Soft Tennis	-	-	-	1	-	-	1	0	0%
Totals		159	0	214	0		373	0	0%

Table 55: hGH Biomarkers Tests Conducted in AIMS Sport/Disciplines (Blood)

Sports	Disciplines	IC		OOC		Sub Total	Total Samples	Total AAFs	% AAF
		Samples	AAF	Samples	AAF				
Bodybuilding	Bodybuilding	3	-	8	-	11	18	0	0%
	Fitness	6	-	1	-	7			
Icestocksport	Icestocksport Target	-	-	1	-	1	2	0	0%
	Icestocksport Distance	-	-	1	-	1			
Kickboxing	Kickboxing	6	-	6	-	12	15	0	0%
	Full Contact	-	-	2	-	2			
	Low Kick	1	-	-	-	1			
Lacrosse	-	-	-	4	-	-	4	0	0%
Powerlifting	Powerlifting	12	-	158	-	170	181	0	0%
	Force Athletique	6	-	5	-	11			
Sambo	-	-	-	1	-	-	1	0	0%
Totals		34	0	187	0		221	0	0%

Table 56: HBOC Tests Conducted in AIMS Sport/Disciplines (Blood)

Sports	Disciplines	IC		OOC		Sub Total	Total Samples	Total AAFs	% AAF
		Samples	AAF	Samples	AAF				
Bodybuilding	Fitness	5	-	-	-	-	5	0	0%
Kickboxing	Kickboxing	-	-	2	-	-	2	0	0%
Powerlifting	Powerlifting	-	-	77	-	77	81	0	0%
	Force Athletique	-	-	4	-	4			
Sambo	Sambo	-	-	1	-	-	1	0	0%
Totals		5	0	84	0		89	0	0%

Table 57: HBT (Transfusion) Tests Conducted in AIMS Sport/Disciplines (Blood)*

Sports	Disciplines	IC		OOC		Sub Total	Total Samples	Total AAFs	% AAF
		Samples	AAF	Samples	AAF				
n/a	-	-	-	-	-	-	0	0	0%
Totals		0	0	0	0		0	0	0%

* No HBT (Transfusion) Tests were recorded in ADAMS for AIMS Sports

Table 58: GC/C/IRMS Tests Conducted in IPC Sport/Disciplines for Markers of the Steroid Profile (Urine)

Sports	Disciplines	IC		OOC		Sub Total	Total Samples	Total AAFs	% AAF
		Samples	AAF	Samples	AAF				
Para-Athletics	Sprint 400m or less	6	-	11	-	17	48	0	0%
	Throws	3	-	7	-	10			
	Middle Distance 800-1500m	4	-	4	-	8			
	Long Distance 3000m and greater	5	-	2	-	7			
	Jumps	2	-	1	-	3			
	Combined Events	1	-	2	-	3			
Para-Biathlon		1	-	5	-	-	6	0	0%
Para-Alpine Skiing		-	-	9	-	-	9	0	0%
Para-Cross Country Skiing	Middle/Long Distance	-	-	4	-	-	4	0	0%
Para-DanceSport	-	1	-	-	-	-	1	0	0%
Para-Ice Hockey	-	3	1	9	-	-	12	1	0%
Para-Powerlifting	-	9	1	9	3	-	18	4	22%
Para-Snowboard	-	1	-	1	-	-	2	0	0%
Para-Swimming	Sprint 100m or less	3	-	8	-	11	19	0	0%
	Middle Distance 200-400m	3	-	5	-	8			
Shooting Para Sport	-	3	-	-	-	-	3	0	0%
Totals		45	2	77	3		122	5	4%

Table 59: GC/C/IRMS Tests Conducted in IPC Sport/Disciplines for Other Targets (Urine)*

19-norandrosterone

Sports	Disciplines	IC		OOC		Sub Total	Total Samples	Total AAFs	% AAF
		Samples	AAF	Samples	AAF				
Para-Athletics	Throws	-	-	1	-	-	1	0	0%
Totals		0	0	1	0		1	0	0%

boldenone

Sports	Disciplines	IC		OOC		Sub Total	Total Samples	Total AAFs	% AAF
		Samples	AAF	Samples	AAF				
Para-Athletics	Throws	-	-	1	-	-	1	0	0%
Para-Ice Hockey	-	1	-	1	-	-	2	0	0%
Para-Powerlifting	-	-	-	2	-	-	2	0	0%
Totals		1	0	4	0		5	0	0%

* No GC/C/IRMS tests for formestane or prednisolone/prednisone were recorded in ADAMS for AIMS Sport/Disciplines

Table 60: ESA Tests Conducted in IPC Sport/Disciplines (Urine and Blood)

Sports	Disciplines	Urine				Sub Total	Total Samples	Total AAFs	% AAF
		IC Samples	AAF	OOB Samples	AAF				
Para-Alpine Skiing	-	9	-	53	-	-	62	0	0%
Para-Athletics	Long Distance 3000m and greater	82	-	49	-	131	465	0	0.0%
	Sprint 400m or less	32	-	93	-	125			
	Middle Distance 800-1500m	49	-	63	-	112			
	Throws	25	-	44	-	69			
	Jumps	9	-	11	-	20			
	Combined Events	1	-	7	-	8			
Para-Biathlon	-	26	-	81	-	-	107	0	0%
Para-Cross Country Skiing	Middle/Long Distance	38	-	98	-	136	206	0	0%
	Sprint/Short Distance	16	-	54	-	70			
Para-Ice Hockey	-	18	-	15	-	-	33	0	0%
Para-Powerlifting	-	14	-	66	-	-	80	0	0%
Para-Snowboard	-	5	-	15	-	-	20	0	0%
Para-Swimming	Sprint 100m or less	41	-	61	-	102	188	0	0%
	Middle Distance 200-400m	29	-	48	-	77			
	Long Distance 800m and greater	3	-	5	-	8			
	Para-Swimming	1	-	-	-	1			
Powerlifting	IPC Powerlifting (R)	-	-	2	-	-	2	0	0%
Totals		398	0	765	0		1,163	0	0%

Sports	Disciplines	Blood				Sub Total	Total Samples	Total AAFs	% AAF
		IC Samples	AAF	OOB Samples	AAF				
Para-Alpine Skiing	-	-	-	8	-	-	8	0	0%
Para-Athletics	Middle Distance 800-1500m	-	-	6	-	6	11	0	0%
	Throws	-	-	2	-	2			
	Sprint 400m or less	-	-	2	-	2			
	Long Distance 3000m and greater	-	-	1	-	1			
Para-Biathlon	-	18	-	-	-	-	18	0	0%
Para-Cross Country Skiing	Middle/Long Distance	6	-	1	-	7	13	0	0%
	Sprint/Short Distance	5	-	1	-	6			
Para-Ice Hockey	-	-	-	2	-	-	2	0	0%
Para-Snowboard	-	-	-	2	-	-	2	0	0%
Para-Swimming	Sprint 100m or less	-	-	1	-	1	2	0	0%
	Middle Distance 200-400m	-	-	1	-	1			
Totals		29	0	27	0		56	0	0%

Table 61: GHRF(GHS/GHRP) Tests Conducted in IPC Sports/Disciplines (Urine)

Sports	Disciplines	IC		OOC		Sub Total	Total Samples	Total AAFs	% AAF
		Samples	AAF	Samples	AAF				
Athletics	IPC Long Distance 3000m+ (R)	-	-	1	-	-	1	0	0%
Para-Alpine Skiing	-	88	-	153	-	-	241	0	0%
Para-Athletics	Sprint 400m or less	36	-	153	-	189	554	0	0%
	Throws	64	-	84	-	148			
	Long Distance 3000m and greater	46	-	42	-	88			
	Middle Distance 800-1500m	18	-	55	-	73			
	Jumps	11	-	37	-	48			
	Combined Events	1	-	7	-	8			
Para-Biathlon	-	41	-	78	-	-	119	0	0%
Para-Cross Country Skiing	Sprint/Short Distance	23	-	111	-	134	252	0	0%
	Middle/Long Distance	46	-	72	-	118			
Para-Ice Hockey	-	69	-	68	-	-	137	0	0%
Para-Powerlifting	-	105	-	130	-	-	235	0	0.0%
Para-Snowboard	-	35	-	55	-	-	90	0	0%
Para-Swimming	Sprint 100m or less	78	-	110	-	188	283	0	0%
	Middle Distance 200-400m	30	-	61	-	91			
	Long Distance 800m and greater	-	-	3	-	3			
	Para-Swimming	1	-	-	-	1			
Powerlifting	IPC Powerlifting (R)	-	-	2	-	-	2	0	0%
Shooting Para Sport	-	-	-	6	-	-	6	0	0%
Totals		692	0	1228	0		1,920	0	0%

Table 62: GHRF(GHRH) Tests Conducted in IPC Sports/Disciplines (Urine)

Sports	Disciplines	IC		OOC		Sub Total	Total Samples	Total AAFs	% AAF
		Samples	AAF	Samples	AAF				
Para-Alpine Skiing	-	-	-	20	-	-	20	0	0%
Para-Athletics	Sprint 400m or less	4	-	22	-	26	74	0	0%
	Long Distance 3000m and greater	21	-	3	-	24			
	Throws	5	-	10	-	15			
	Jumps	1	-	5	-	6			
	Middle Distance 800-1500m	2	-	1	-	3			
Para-Biathlon	-	-	-	3	-	-	3	0	0%
Para-Cross Country Skiing	Middle/Long Distance	-	-	7	-	7	13	0	0%
	Sprint/Short Distance	-	-	6	-	6			
Para-Ice Hockey	-	-	-	1	-	-	1	0	0%
Para-Powerlifting	-	19	-	3	-	-	22	0	0%
Para-Snowboard	-	-	-	9	-	-	9	0	0%
Para-Swimming	Sprint 100m or less	10	-	12	-	22	37	0	0%
	Middle Distance 200-400m	5	-	10	-	15			
Powerlifting	IPC Powerlifting (R)	-	-	2	-	-	2	0	0%
Shooting Para Sport	-	-	-	2	-	-	2	0	0%
Totals		67	0	116	0		183	0	0%

Table 63: GnRH Tests Conducted in IPC Sports/Disciplines (Urine)

Sports	Disciplines	IC		OOC		Sub Total	Total Samples	Total AAFs	% AAF
		Samples	AAF	Samples	AAF				
Athletics	IPC Long Distance 3000m+ (R)	-	-	1	-	-	1	0	0%
Para-Alpine Skiing	-	85	-	121	-	-	206	0	0%
Para-Athletics	Sprint 400m or less	26	-	97	-	123	370	0	0%
	Throws	48	-	59	-	107			
	Long Distance 3000m and greater	36	-	32	-	68			
	Middle Distance 800-1500m	11	-	30	-	41			
	Jumps	10	-	18	-	28			
	Combined Events	1	-	2	-	3			
Para-Biathlon	-	38	-	71	-	-	109	0	0%
Para-Cross Country Skiing	Sprint/Short Distance	22	-	106	-	128	238	0	0%
	Middle/Long Distance	46	-	64	-	110			
Para-Ice Hockey	-	55	-	54	-	-	109	0	0%
Para-Powerlifting	-	55	-	57	-	-	112	0	0%
Para-Snowboard	-	33	-	40	-	-	73	0	0%
Para-Swimming	Sprint 100m or less	57	-	70	-	127	196	0	0%
	Middle Distance 200-400m	22	-	45	-	67			
	Long Distance 800m and greater	-	-	2	-	2			
Powerlifting	IPC Powerlifting (R)	-	-	2	-	-	2	0	0%
Shooting Para Sport	-	-	-	4	-	-	4	0	0%
Totals		545	0	875	0		1,420	0	0%

Table 64: Insulin Tests* Conducted in IPC Sports/Disciplines (Urine and Blood)

Sports	Disciplines	Urine				Sub Total	Total Samples	Total AAFs	% AAF
		IC Samples	AAF	OOC Samples	AAF				
Para-Alpine Skiing	-	-	-	7	-	-	7	0	0%
Para-Athletics	Jumps	-	-	2	-	2	6	0	0%
	Sprint 400m or less	-	-	2	-	2			
	Throws	1	-	1	-	2			
Para-Biathlon	-	-	-	3	-	-	3	0	0%
Para-Cross Country Skiing	Sprint/Short Distance	-	-	6	-	-	6	0	0%
Para-Snowboard	-	-	-	2	-	-	2	0	0%
Totals		1	0	23	0		24	0	0%

* No Insulin Tests in Blood for IPC Sports/Disciplines were recorded in ADAMS

Table 65: IGF-I Analogs Tests Conducted in IPC Sports/Disciplines (Urine and Blood)

Sports	Disciplines	Urine				Sub Total	Total Samples	Total AAFs	% AAF
		IC Samples	AAF	OOB Samples	AAF				
Para-Alpine Skiing	-	-	-	7	-	-	7	0	0%
Para-Athletics	Jumps	-	-	2	-	2	7	0	0%
	Sprint 400m or less	-	-	2	-	2			
	Throws	1	-	2	-	3			
Para-Biathlon	-	-	-	3	-	-	3	0	0%
Para-Cross Country Skiing	Sprint/Short Distance	-	-	6	-	-	6	0	0%
Para-Powerlifting	-	20	-	-	-	-	20	0	0%
Para-Snowboard	-	-	-	2	-	-	2	0	0%
Para-Swimming	Middle Distance 200-400m	5	-	-	-	5	24	0	0%
	Sprint 100m or less	19	-	-	-	19			
Totals		45	0	24	0		69	0	0%

Sports	Disciplines	Blood				Total Samples	Total AAFs	% AAF	
		Samples	AAF	Samples	AAF				
Para-Alpine Skiing	-	-	-	1	-	-	1	0	0%
Para-Athletics	Long Distance 3000m and greater	-	-	4	-	4	10	0	0%
	Middle Distance 800-1500m	-	-	1	-	1			
	Sprint 400m or less	-	-	3	-	3			
	Throws	-	-	2	-	2			
Para-Cross Country Skiing	Middle/Long Distance	-	-	2	-	-	2	0	0%
Para-Ice Hockey	-	-	-	4	-	-	4	0	0%
Para-Swimming	Middle Distance 200-400m	1	-	-	-	1	6	0	0%
	Sprint 100m or less	2	-	3	-	5			
Totals		3	0	20	0		23	0	0%

Table 66: hGH Isoforms Tests Conducted in IPC Sports/Disciplines (Blood)

Sports	Disciplines	IC			OOC			Sub Total	Total Samples	Total AAFs	% AAF
		Samples	ATF	AAF	Samples	ATF	AAF				
Para-Alpine Skiing	-	8	-	-	15	-	-	-	23	0	0%
	Sprint 400m or less	9	-	-	28	-	-	37			
	Throws	6	-	-	30	-	-	36			
Para-Athletics	Middle Distance 800-1500m	4	-	-	11	-	-	15	106	0	0%
	Long Distance 3000m and greater	1	-	-	9	-	-	10			
	Jumps	3	-	-	5	-	-	8			
Para-Biathlon	-	18	-	-	30	-	-	-	48	0	0%
Para-Cross Country Skiing	Sprint/Short Distance	9	-	-	16	-	-	25	49	0	0%
	Middle/Long Distance	13	-	-	11	-	-	24			
Para-Ice Hockey	-	14	-	-	11	-	-	-	25	0	0%
Para-Powerlifting	-	13	-	-	33	-	-	-	46	0	0%
Para-Snowboard	-	3	-	-	3	-	-	-	6	0	0%
	Sprint 100m or less	18	-	-	10	-	-	28			
Para-Swimming	Middle Distance 200-400m	6	-	-	3	-	-	9	40	0	0%
	Long Distance 800m and greater	-	-	-	2	-	-	2			
	Para-Swimming	1	-	-	-	-	-	1			
	Totals	126	0	0	217	0	0		343	0	0%

Table 67: hGH Biomarkers Tests Conducted in IPC Sports/Disciplines (Blood)

Sports	Disciplines	IC			OOC			Sub Total	Total Samples	Total AAFs	% AAF
		Samples	ATF	AAF	Samples	ATF	AAF				
Para-Alpine Skiing	-	6	-	-	11	-	-	-	17	0	0%
	Sprint 400m or less	2	-	-	17	-	-	19			
	Throws	-	-	-	12	-	-	12			
Para-Athletics	Jumps	1	-	-	6	-	-	7	47	0	0%
	Long Distance 3000m and greater	-	-	-	5	-	-	5			
	Middle Distance 800-1500m	-	-	-	3	-	-	3			
	Combined Events	-	-	-	1	-	-	1			
Para-Biathlon	-	18	-	-	6	-	-	-	24	0	0%
Para-Cross Country Skiing	Sprint/Short Distance	5	-	-	16	-	-	21	30	0	0%
	Middle/Long Distance	6	-	-	3	-	-	9			
Para-Ice Hockey	-	14	-	-	10	-	-	-	24	0	0%
Para-Powerlifting	-	11	-	-	16	-	-	-	27	0	0%
Para-Snowboard	-	2	-	-	3	-	-	-	5	0	0%
	Sprint 100m or less	2	-	-	20	-	-	22	29	0	0%
Para-Swimming	Middle Distance 200-400m	1	-	-	6	-	-	7			
	Totals	68	0	0	135	0	0		203	0	0%

Table 68: HBOC Tests Conducted in IPC Sport/Disciplines (Blood)

Sports	Disciplines	IC		OOC		Sub Total	Total Samples	Total AAFs	% AAF
		Samples	AAF	Samples	AAF				
Para-Alpine Skiing	-	-	-	3	-	-	3	0	0%
Para-Athletics	Sprint 400m or less	-	-	2	-	2	5	0	0%
	Throws	-	-	1	-	1			
	Jumps	-	-	1	-	1			
	Middle Distance 800-1500m	-	-	1	-	1			
Para-Cross Country Skiing	Middle/Long Distance	-	-	1	-	-	1	0	0%
Para-Powerlifting	-	-	-	5	-	-	5	0	0%
Para-Swimming	Sprint 100m or less	-	-	2	-	2	3	0	0%
	Middle Distance 200-400m	-	-	1	-	1			
Totals		0	0	17	0		17	0	0%

Table 69: HBT (Transfusion) Tests Conducted in IPC Sport/Disciplines (Blood)

Sports	Disciplines	IC		OOC		Sub Total	Total Samples	Total AAFs	% AAF
		Samples	AAF	Samples	AAF				
Para-Athletics	Middle Distance 800-1500m	-	-	2	-	-	2	0	0%
Para-Biathlon	-	12	-	44	-	-	56	0	0%
Para-Cross Country Skiing	Middle/Long Distance	6	-	9	-	15	28	0	0%
	Sprint/Short Distance	5	-	8	-	13			
Totals		23	0	63	0		86	0	0%

Table 70: GC/C/IRMS Tests Conducted in Sports for Athletes with an Impairment for Markers of the Steroid Profile (Urine)

Sports	Disciplines	IC		OOC		Sub Total	Total Samples	Total AAFs	% AAF
		Samples	AAF	Samples	AAF				
Aquatics	CISS Swimming Middle Distance 200-400m	1	-	-	-	-	1	0	0%
Archery	Para-Archery**	1	-	-	-	-	1	0	0%
Athletics	CISS Long Distance 3000m and greater	1	-	-	-	1	3	0	0%
	CISS Sprint 400m or less	-	-	1	-	1			
	CISS Middle Distance 800-1500m	1	-	-	-	1			
Badminton	Para-Badminton**	1	-	1	-	-	2	0	0%
Basketball	Wheelchair Basketball	-	-	1	-	1	2	0	0%
	INAS-FID Basketball	1	-	-	-	1			
Boccia	Para-Boccia	4	-	-	-	-	4	0	0%
Canoe/Kayak	Para-Canoe Sprint**	2	-	2	-	-	4	0	0%
Curling	Wheelchair Curling	-	-	1	-	-	1	0	0%
Cycling	Para-Cycling Road**	5	-	7	-	12	25	0	0%
	Para-Cycling Track Sprint**	9	-	1	-	10			
	Para-Cycling Track Endurance**	1	-	1	-	2			
	INAS Cycling Track Endurance	-	-	1	-	1			
Equestrian	Para-Equestrian**	1	-	-	-	-	1	0	0%
Football	CISS Football	2	-	-	-	2	5	0	0%
	INAS Futsal	-	-	2	-	2			
	INAS Football	-	-	1	-	1			
Football 5-a-Side	Para-Football 5-a-side	4	-	1	-	-	5	0	0%
Football 7-a-Side	Para-Football 7-a-side	1	-	4	-	-	5	0	0%
Goalball	-	4	-	1	-	-	5	0	0%
Handball	CISS Handball	1	-	-	-	-	1	0	0%
Judo	Para-Judo	4	-	1	-	5	6	0	0%
	CISS Judo	1	-	-	-	1			
Para-Bowls	Para-Bowls	1	-	-	-	-	1	0	0%
Rowing	Para-Rowing**	3	-	2	-	-	5	0	0%
Other Rugby	Wheelchair Rugby	3	-	2	-	-	5	0	0%
Sitting Volleyball	-	2	-	6	-	-	8	0	0%
Skiing	CISS Alpine Skiing	-	-	1	-	-	1	0	0%
Sport Climbing	Para-Climbing	1	-	-	-	-	1	0	0%
Table Tennis	Para-Table Tennis**	-	-	7	-	-	7	0	0%
Taekwondo	Para-Taekwondo-Kyorugi**	2	-	3	-	5	7	0	0%
	CISS Taekwondo	-	-	1	-	1			
	Para-Taekwondo Poomsae	1	-	-	-	1			
Tennis	Wheelchair Tennis**	3	-	2	-	-	5	0	0%
Triathlon	Para-Triathlon**	1	-	3	-	-	4	0	0%
Waterskiing	Disabled	-	-	1	-	-	1	0	0%
Totals		62	0	54	0		116	0	0%

** Sports and disciplines under the governance of the respective ASOIF and AIOWF IFs.

Table 71: GC/C/IRMS Tests Conducted in Sports for Athletes with an Impairment for Other Targets (Urine)*

Sports	Disciplines	IC		OOC		Sub Total	Total Samples	Total AAFs	% AAF
		Samples	AAF	Samples	AAF				
n/a	-	-	-	-	-	-	0	0	n/a
Totals		0	0	0	0		0	0	-

* No GC/C/IRMS tests for 19-norandrosterone, boldenone, formestane or prednisolone/prednisone were recorded in ADAMS for Sports for Athletes with an Impairment

Table 72: ESA Tests Conducted in Sports for Athletes with an Impairment (Urine and Blood)

Sports	Disciplines	Urine				Sub Total	Total Samples	Total AAFs	% AAF
		IC Samples	AAF	OOB Samples	AAF				
Aquatics	CISS Swimming Middle Distance 200-400m	1	-	3	-	4	7	0	0%
	INAS Swimming Middle Distance 200-400m	-	-	1	-	1			
	INAS Swimming Sprint 100m or less	1	-	-	-	1			
	CISS Swimming Sprint 100m or less	1	-	-	-	1			
Para-Archery	Para-Archery**	2	-	1	-	-	3	0	0%
Athletics	CISS Long Distance 3000m and greater	3	-	9	-	12	29	0	0%
	CISS Middle Distance 800-1500m	4	-	2	-	6			
	INAS Sprint 400m or less	1	-	2	-	3			
	CISS Sprint 400m or less	1	-	2	-	3			
	CISS Combined Events	-	-	2	-	2			
	INAS Throws	-	-	1	-	1			
	INAS Long Distance 3000m and greater	1	-	-	-	1			
INAS Middle Distance 800-1500m	-	-	1	-	1				
Badminton	Para-Badminton**	3	-	15	-	-	18	0	0%
Basketball	Wheelchair Basketball	6	-	15	-	21	22	0	0%
	CISS Basketball	-	-	1	-	1			
Bobsleigh	Para-Bobsleigh**	-	-	2	-	-	2	0	0%
Boccia	Para-Boccia	5	-	-	-	-	5	0	0%
Canoe/Kayak	Para-Canoe Sprint**	1	-	17	-	-	18	0	0%
CP Football	CP Football	1	-	2	-	-	3	0	0%
Cycling	Para-Cycling Road**	73	-	141	-	214	292	0	0%
	Para-Cycling Track Endurance**	9	-	32	-	41			
	Para-Cycling Track Sprint**	14	-	22	-	36			
	CISS Mountain Bike	-	-	1	-	1			
Equestrian	Para-Equestrian**	-	-	1	-	-	1	0	0%
Fencing	Wheelchair Fencing	4	-	3	-	-	7	0	0%
Football	INAS Football	-	-	1	-	1	2	0	0%
	CISS Football	1	-	-	-	1			
Football 5-a-Side	Para-Football 5-a-side	6	-	2	-	-	8	0	0%
Football 7-a-Side	Para-Football 7-a-side	1	-	-	-	-	1	0	0%
Goalball	-	4	-	5	-	-	9	0	0%
Handball	CISS Handball	-	-	3	-	-	3	0	0%
Judo	Para-Judo	11	-	30	-	-	41	0	0%
Powerlifting	IBSA Powerlifting	1	-	-	-	-	1	0	0%
Rowing	Para-Rowing**	13	-	29	-	-	42	0	0%
Other Rugby	Wheelchair Rugby	4	-	2	-	-	6	0	0%
Sitting Volleyball	-	8	-	12	-	-	20	0	0%
Skiing	CISS Snowboard	-	-	1	-	-	1	0	0%
Table Tennis	Para-Table Tennis**	6	-	29	-	35	37	0	0%
	INAS Table Tennis	2	-	-	-	2			
Taekwondo	Para-Taekwondo-Kyorugi**	7	-	12	-	19	20	0	0%
	CISS Taekwondo	-	-	1	-	1			
Tennis	Wheelchair Tennis	3	-	27	-	-	30	0	0%
Triathlon	Para-Triathlon**	46	-	40	-	-	86	0	0%
Totals		244	0	470	0		714	0	0%

Table 72: ESA Tests Conducted in Sports for Athletes with an Impairment (Urine and Blood)

Sports	Disciplines	Blood				Sub Total	Total Samples	Total AAFs	% AAF
		IC Samples	AAF	OOB Samples	AAF				
Athletics	CISS Sprint 400m or less	3	-	-	-	3	5	0	0%
	CISS Middle Distance 800-1500m	2	-	-	-	2			
Cycling	Para-Cycling Road**	6	-	22	-	28	29	0	0%
	Para-Cycling Track Endurance**	-	-	1	-	1			
Goalball	-	1	-	-	-	-	1	0	0%
Rowing	Para-Rowing**	-	-	1	-	-	1	0	0%
Other Rugby	Wheelchair Rugby	3	-	1	-	-	4	0	0%
Tennis	Wheelchair Tennis**	-	-	44	-	-	44	0	0%
Triathlon	Para-Triathlon**	-	-	3	-	-	3	0	0%
Totals		15	0	72	0		87	0	0%

** Sports and disciplines under the governance of the respective ASOIF and AIOWF IFs.

Table 73: GHRF(GHS/GHRP) Tests Conducted in Sports for Athletes with an Impairment (Urine)

Sports		IC		OOC		Sub	Total Samples	Total AAFs	% AAF
Aquatics	CISS Swimming Sprint 100m or less	2	-	3	-	5	8	0	0%
	CISS Swimming Middle Distance 200-400m	-	-	3	-	3			
Archery	Para-Archery**	4	-	10	-	-	14	0	0%
Athletics	CISS Sprint 400m or less	2	-	4	-	6	22	0	0%
	INAS Sprint 400m or less	1	-	3	-	4			
	CISS Long Distance 3000m and greater	1	-	3	-	4			
	CISS Throws	1	-	1	-	2			
	CISS Jumps	1	-	1	-	2			
	CISS Combined Events	-	-	2	-	2			
	INAS Combined Events	-	-	1	-	1			
CISS Middle Distance 800-1500m	-	-	1	-	1				
Badminton	Para-Badminton**	2	-	15	-	-	17	0	0%
Basketball	Wheelchair Basketball	7	-	43	-	50	51	0	0%
	CISS Basketball	-	-	1	-	1			
Bobsleigh	Para-Bobsleigh**	4	-	2	-	-	6	0	0%
Boccia	Para-Boccia	10	-	1	-	-	11	0	0%
Canoe/Kayak	Para-Canoe Sprint**	4	-	19	-	-	23	0	0%
CP Football	-	1	-	2	-	-	3	0	0%
Curling	Wheelchair Curling	6	-	12	-	-	18	0	0%
Cycling	Para-Cycling Road**	44	-	125	-	169	245	0	0%
	Para-Cycling Track Sprint**	37	-	12	-	49			
	Para-Cycling Track Endurance**	15	-	11	-	26			
	INAS Cycling Road	1	-	-	-	1			
Equestrian	Para-Equestrian**	4	-	2	-	-	6	0	0%
Fencing	Wheelchair Fencing	27	-	8	-	-	35	0	0%
Football	INAS Football	-	-	1	-	1	2	0	0%
	CISS Football	1	-	-	-	1			
Football 5-a-Side	Para-Football 5-a-side	7	-	3	-	-	10	0	0%
Football 7-a-Side	Para-Football 7-a-side	2	-	7	-	-	9	0	0%
Goalball	-	8	-	24	-	-	32	0	0%
Handball	CISS Handball	4	-	3	-	-	7	0	0%
Judo	Para-Judo	29	-	42	-	-	71	0	0%
Powerlifting	IBSA Powerlifting	3	-	17	-	-	20	0	0%
Rowing	Para-Rowing**	16	-	20	-	-	36	0	0%
Other Rugby	Wheelchair Rugby	18	-	21	-	-	39	0	0%
Sailing	Para-Sailing	-	-	5	-	-	5	0	0%
Sitting Volleyball	-	9	-	42	-	-	51	0	0%
Table Tennis	Para-Table Tennis**	11	-	14	-	25	27	0	0%
	INAS Table Tennis	2	-	-	-	2			
Taekwondo	Para-Taekwondo-Kyorugi**	14	-	15	-	29	38	0	0%
	Para-Taekwondo Poomsae**	8	-	-	-	8			
	CISS Taekwondo	-	-	1	-	1			
Tennis	Wheelchair Tennis**	46	-	106	-	-	152	0	0%
Triathlon	Para-Triathlon**	36	-	37	-	-	73	0	0%
Wrestling	CISS Greco-Roman Wrestling	1	-	-	-	-	1	0	0%
Totals		389	0	643	0		1,032	0	0%

** Sports and disciplines under the governance of the respective ASOIF and AIOWF IFs.

Table 74: GHRF(GHRH) Tests Conducted in Sports for Athletes with an Impairment (Urine)

Sports	Disciplines	IC		OOC		Sub Total	Total Samples	Total AAFs	% AAF
		Samples	AAF	Samples	AAF				
Archery	Para-Archery**	1	-	6	-	-	7	0	0%
Athletics	CISS Sprint 400m or less	-	-	1	-	-	1	0	0%
Basketball	Wheelchair Basketball	-	-	8	-	-	8	0	0%
Canoe/Kayak	Para-Canoe Sprint**	-	-	1	-	-	1	0	0%
Curling	Wheelchair Curling	-	-	3	-	-	3	0	0%
Cycling	Para-Cycling Road**	8	-	14	-	22	23	0	0%
	Para-Cycling Track Endurance**	-	-	1	-	1			
Equestrian	Para-Equestrian**	-	-	1	-	-	1	0	0%
Football 7-a-Side	Para-Football 7-a-side	-	-	5	-	-	5	0	0%
Goalball	-	-	-	10	-	-	10	0	0%
Judo	Para-Judo	-	-	20	-	-	20	0	0%
Rowing	Para-Rowing**	-	-	5	-	-	5	0	0%
Other Rugby	Wheelchair Rugby	-	-	5	-	-	5	0	0%
Sitting Volleyball	-	-	-	8	-	-	8	0	0%
Table Tennis	Para-Table Tennis**	-	-	2	-	-	2	0	0%
Tennis	Wheelchair Tennis**	-	-	5	-	-	5	0	0%
Triathlon	Para-Triathlon**	9	-	7	-	-	16	0	0%
Totals		18	0	102	0		120	0	0%

** Sports and disciplines under the governance of the respective ASOIF and AIOWF IFs.

Table 75: GnRH Tests Conducted in Sports for Athletes with an Impairment (Urine)

Sports	Disciplines	IC		OOC		Sub Total	Total Samples	Total AAFs	% AAF
		Samples	AAF	Samples	AAF				
Aquatics	CISS Swimming Sprint 100m or less	2	-	2	-	4	6	0	0%
	CISS Swimming Middle Distance 200-400m	-	-	2	-	2			
Archery	Para-Archery**	4	-	7	-	-	11	0	0%
Athletics	CISS Sprint 400m or less	2	-	1	-	3	11	0	0%
	CISS Throws	1	-	1	-	2			
	CISS Jumps	1	-	1	-	2			
	CISS Combined Events	-	-	2	-	2			
	INAS Combined Events	-	-	1	-	1			
	CISS Long Distance 3000m and greater	1	-	-	-	1			
Badminton	Para-Badminton**	-	-	12	-	-	12	0	0%
Basketball	Wheelchair Basketball	2	-	21	-	-	23	0	0%
Bobsleigh	Para-Bobsleigh**	4	-	2	-	-	6	0	0%
Boccia	Para-Boccia	9	-	1	-	-	10	0	0%
Canoe/Kayak	Para-Canoe Sprint**	4	-	11	-	-	15	0	0%
CP Football	-	1	-	1	-	-	2	0	0%
Curling	Wheelchair Curling	-	-	12	-	-	12	0	0%
Cycling	Para-Cycling Road**	42	-	65	-	107	149	0	0%
	Para-Cycling Track Sprint**	18	-	8	-	26			
	Para-Cycling Track Endurance**	10	-	6	-	16			
Equestrian	Para-Equestrian**	4	-	2	-	-	6	0	0%
Fencing	Wheelchair Fencing	24	-	2	-	-	26	0	0%
Football	INAS Football	-	-	1	-	1	2	0	0%
	CISS Football	1	-	-	-	1			
Football 5-a-Side	-	3	-	2	-	-	5	0	0%
Football 7-a-Side	-	2	-	5	-	-	7	0	0%
Goalball	-	5	-	13	-	-	18	0	0%
Handball	CISS Handball	4	-	-	-	-	4	0	0%
Judo	Para-Judo	14	-	30	-	-	44	0	0%
Powerlifting	IBSA Powerlifting	-	-	15	-	-	15	0	0%
Rowing	Para-Rowing**	4	-	15	-	-	19	0	0%
Other Rugby	Wheelchair Rugby	15	-	12	-	-	27	0	0%
Sailing	Para-Sailing	-	-	5	-	-	5	0	0%
Sitting Volleyball	-	3	-	17	-	-	20	0	0%
Table Tennis	Para-Table Tennis**	6	-	7	-	13	14	0	0%
	INAS Table Tennis	1	-	-	-	1			
Taekwondo	Para-Taekwondo-Kyorugi**	11	-	12	-	23	31	0	0%
	Para-Taekwondo Poomsae**	8	-	-	-	8			
Tennis	Wheelchair Tennis**	44	-	92	-	-	136	0	0%
Triathlon	Para-Triathlon**	33	-	24	-	-	57	0	0%
Wrestling	CISS Greco-Roman Wrestling	1	-	-	-	-	1	0	0%
Totals		284	0	410	0		694	0	0%

** Sports and disciplines under the governance of the respective ASOIF and AIOFW IFs.

Table 76: Insulin Tests* Conducted in Sports for Athletes with an Impairment (Urine and Blood)

Sports	Disciplines	Urine							
		IC		OOC		Sub	Total	Total	%
		Samples	AAF	Samples	AAF	Total	Samples	AAFs	AAF
n/a	-	-	-	-	-	-	0	0	0%
	Totals	0	0	0	0		0	0	0%

* No Insulin Urine or Blood Tests in Sports for Athletes with an Impairment were recorded in ADAMS

Table 77: IGF-I Analogs Tests* Conducted in Sports for Athletes with an Impairment (Urine and Blood)

Sports	Disciplines	Blood							
		IC		OOC		Sub	Total	Total	%
		Samples	AAF	Samples	AAF	Total	Samples	AAFs	AAF
Other Rugby	Wheelchair Rugby	-	-	1	-	-	1	0	0%
Triathlon	Para-Triathlon**	-	-	1	-	-	1	0	0%
	Totals	0	0	2	0		2	0	0%

* No IGF-I Urine Tests in Sports for Athletes with an Impairment were recorded in ADAMS

** Sports and disciplines under the governance of the respective ASOIF and AIOWF IFs.

Table 78: hGH Isoforms Tests Conducted in Sports for Athletes with an Impairment (Blood)

Sports	Disciplines	IC		OOC		Sub Total	Total Samples	Total AAFs	% AAF
		Samples	AAF	Samples	AAF				
Athletics	CISS Sprint 400m or less	3	-	-	-	3			
	CISS Middle Distance 800-1500m	2	-	-	-	2	6	0	0%
	CISS Jumps	-	-	1	-	1			
Badminton	Para-Badminton**	1	-	17	-	-	18	0	0%
Basketball	Wheelchair Basketball	2	-	6	-	-	8	0	0%
Canoe/Kayak	Para-Canoe Sprint**	1	-	2	-	-	3	0	0%
CP Football	-	1	-	-	-	-	1	0	0%
Cycling	Para-Cycling Road**	2	-	23	-	25			
	Para-Cycling Track Endurance**	2	-	8	-	10	39	0	0%
	Para-Cycling Track Sprint**	-	-	4	-	4			
Fencing	Wheelchair Fencing	-	-	3	-	-	3	0	0%
Football	CISS Football	1	-	-	-	-	1	0	0%
Football 5-a-Side	Para-Football 5-a-side	5	-	-	-	-	5	0	0%
Football 7-a-Side	Para-Football 7-a-side	2	-	-	-	-	2	0	0%
Goalball	-	1	-	2	-	-	3	0	0%
Judo	Para-Judo	5	-	5	-	-	10	0	0%
Powerlifting	IBSA Powerlifting	-	-	6	-	-	6	0	0%
Rowing	Para-Rowing**	-	-	4	-	-	4	0	0%
Other Rugby	Wheelchair Rugby	2	-	1	-	-	3	0	0%
Sitting Volleyball	-	2	-	3	-	-	5	0	0%
Table Tennis	Para-Table Tennis**	2	-	6	-	-	8	0	0%
Taekwondo	Para-Taekwondo-Kyorugi**	1	-	2	-	-	3	0	0%
Tennis	Wheelchair Tennis**	1	-	69	-	-	70	0	0%
Triathlon	Para-Triathlon**	1	-	9	-	-	10	0	0%
Totals		37	0	171	0		208	0	0%

Table 79: hGH Biomarkers Tests Conducted in Sports for Athletes with an Impairment (Blood)

Sports	Disciplines	IC		OOC		Sub Total	Total Samples	Total AAFs	% AAF
		Samples	AAF	Samples	AAF				
Aquatics	CISS Swimming Middle Distance 200-400m	-	-	1	-	-	1	0	0%
Athletics	CISS Sprint 400m or less	-	-	1	-	1	2	0	0%
	CISS Long Distance 3000m and greater	-	-	1	-	1			
Badminton	Para-Badminton**	-	-	3	-	-	3	0	0%
Basketball	Wheelchair Basketball	-	-	7	-	-	7	0	0%
Canoe/Kayak	Para-Canoe Sprint**	-	-	1	-	-	1	0	0%
Cycling	Para-Cycling Road**	-	-	12	-	12	18	0	0%
	Para-Cycling Track Sprint**	-	-	3	-	3			
	Para-Cycling Track Endurance**	-	-	3	-	3			
Fencing	Wheelchair Fencing	-	-	1	-	-	1	0	0%
Football 5-a-Side	Para-Football 5-a-side	2	-	-	-	-	2	0	0%
Goalball	-	1	-	-	-	-	1	0	0%
Judo	Para-Judo	-	-	1	-	-	1	0	0%
Powerlifting	IBSA Powerlifting	-	-	1	-	-	1	0	0%
Rowing	Para-Rowing**	-	-	6	-	-	6	0	0%
Other Rugby	Wheelchair Rugby	2	-	2	-	-	4	0	0%
Sitting Volleyball	-	-	-	2	-	-	2	0	0%
Tennis	Wheelchair Tennis**	-	-	3	-	-	3	0	0%
Triathlon	Para-Triathlon**	-	-	8	-	-	8	0	0%
Totals		5	0	56	0		61	0	0%

** Sports and disciplines under the governance of the respective ASOIF and AIOWF IFs.

Table 80: HBOC Tests Conducted in Sports for Athletes with an Impairment (Blood)

Sports	Disciplines	IC		OOC		Sub Total	Total Samples	Total AAFs	% AAF
		Samples	AAF	Samples	AAF				
Basketball	Wheelchair Basketball	-	-	4	-	-	4	0	0%
Cycling	Para-Cycling Road**	4	-	1	-	-	5	0	0%
Rowing	Para-Rowing**	-	-	1	-	-	1	0	0%
Other Rugby	Wheelchair Rugby	1	-	1	-	-	2	0	0%
Tennis	Wheelchair Tennis**	-	-	7	-	-	7	0	0%
Triathlon	Para-Triathlon**	-	-	3	-	-	3	0	0%
Totals		5	0	17	0		22	0	0%

** Sports and disciplines under the governance of the respective ASOIF and AIOWF IFs.

Table 81: HBT (Transfusion) Tests Conducted in Sports for Athletes with an Impairment (Blood)

Sports	Disciplines	IC		OOC		Sub Total	Total Samples	Total AAFs	% AAF
		Samples	AAF	Samples	AAF				
Cycling	Para-Cycling Road**	4	-	1	-	-	5	0	0%
Totals		4	0	1	0		5	0	0%

** Sports and disciplines under the governance of the respective ASOIF and AIOWF IFs.

Table 82: GC/C/IRMS Tests Conducted in Other Sports/Disciplines from Code Signatories (Urine)

Sports	Disciplines	IC		OOC		Sub Total	Total Samples	Total AAFs	% AAF
		Samples	AAF	Samples	AAF				
DanceSport	WDC DanceSport	1	-	-	-	-	1	0	0%
Kettlebell Lifting	-	1	-	-	-	-	1	0	0%
Kurash	-	1	-	-	-	-	1	0	0%
Rugby League	-	9	-	4	-	-	13	0	0%
Taekwondo	ITF Taekwondo	1	-	1	-	-	2	0	0%
Triathlon	Ironman	12	-	25	4	-	37	4	11%
Totals		25	0	30	4		55	4	7%

Table 83: GC/C/IRMS Tests* Conducted in Other Sports/Disciplines from Code Signatories for Other Targets (Urine)

boldenone

Sports	Disciplines	IC		OOC		Sub Total	Total Samples	Total AAFs	% AAF
		Samples	AAF	Samples	AAF				
Rugby League	-	1	1	-	-	-	1	1	100%
Totals		1	1	0	0		1	1	100%

* No GC/C/IRMS tests for 19-norandrosterone, formestane or prednisolone/prednisone were recorded in ADAMS for Code Signatories

Table 84: ESA Tests Conducted in Other Sports/Disciplines from Code Signatories (Urine and Blood)

Urine									
Sports	Disciplines	IC		OOC		Sub Total	Total Samples	Total AAFs	% AAF
		Samples	AAF	Samples	AAF				
DanceSport	WDC DanceSport	1	-	-	-	-	1	0	0%
Karate	Shinkyokushin WKO	4	-	-	-	-	4	0	0%
Kettlebell Lifting	-	-	-	2	-	-	2	0	0%
Kurash	-	-	-	2	-	-	2	0	0%
Rugby League	-	1	-	98	-	-	99	0	0%
Taekwondo	ITF Taekwondo	1	-	2	-	-	3	0	0%
Triathlon	Ironman	139	-	235	1	-	374	1	0.3%
Totals		146	0	339	1		485	1	0%

Blood									
Sports	Disciplines	IC		OOC		Sub Total	Total Samples	Total AAFs	% AAF
		Samples	AAF	Samples	AAF				
Taekwondo	ITF Taekwondo	1	-	-	-	-	1	0	0%
Triathlon	Ironman	-	-	24	2	-	24	2	8%
Totals		1	0	24	2		25	2	8%

Table 85: GHRF(GHS/GHRP) Tests Conducted in Other Sports/Disciplines from Code Signatories (Urine)

Sports	Disciplines	IC		OOC		Sub Total	Total Samples	Total AAFs	% AAF
		Samples	AAF	Samples	AAF				
DanceSport	WDC DanceSport	1	-	-	-	-	1	0	0%
Karate	Shinkyokushin WKO	4	-	-	-	-	4	0	0%
Kettlebell Lifting	-	3	-	2	-	-	5	0	0%
Kurash	-	-	-	2	-	-	2	0	0%
Rugby League	-	19	-	394	-	-	413	0	0%
Taekwondo	ITF Taekwondo	1	-	3	-	-	4	0	0%
Triathlon	Ironman	36	-	59	-	-	95	0	0%
	Totals	64	0	460	0		524	0	0%

Table 86: GHRF(GHRH) Tests Conducted in Other Sports/Disciplines from Code Signatories (Urine)

Sports	Disciplines	IC		OOC		Sub Total	Total Samples	Total AAFs	% AAF
		Samples	AAF	Samples	AAF				
Rugby League	-	-	-	1	-	-	1	0	0%
Triathlon	Ironman	27	-	21	-	-	48	0	0%
	Totals	27	0	22	0		49	0	0%

Table 87: GnRH Tests Conducted in Other Sports/Disciplines from Code Signatories (Urine)

Sports	Disciplines	IC		OOC		Sub Total	Total Samples	Total AAFs	% AAF
		Samples	AAF	Samples	AAF				
Kettlebell Lifting	-	1	-	-	-	-	1	0	0%
Kurash	-	-	-	1	-	-	1	0	0%
Rugby League	-	17	-	394	-	-	411	0	0%
Taekwondo	ITF Taekwondo	-	-	1	-	-	1	0	0%
Triathlon	Ironman	34	-	62	-	-	96	0	0%
	Totals	52	0	458	0		510	0	0%

Table 88: Insulin Tests* conducted in Other Sports/Disciplines from Code Signatories (Urine and Blood)

Sports	Disciplines	Urine							
		IC		OOC		Sub Total	Total Samples	Total AAFs	% AAF
Samples	AAF	Samples	AAF						
Triathlon	Ironman	-	-	16	-	-	16	0	0%
	Totals	0	0	16	0		16	0	0%

* No Insulin Blood Tests in Sports for Other Sports/Disciplines from Code Signatories were recorded in ADAMS

Table 89: IGF-I Analogs Tests* Conducted in Other Sports/Disciplines from Code Signatories (Urine and Blood)

Sports	Disciplines	Urine							
		IC		OOC		Sub Total	Total Samples	Total AAFs	% AAF
Samples	AAF	Samples	AAF						
Triathlon	Ironman	-	-	7	-	-	7	0	0%
	Totals	0	0	7	0		7	0	0%

* No IGF-I Blood Tests in Sports for Other Sports/Disciplines from Code Signatories were recorded in ADAMS

Table 90: hGH Isoforms Tests Conducted in Other Sports/Disciplines from Code Signatories (Blood)

Sports	Disciplines	IC		OOC		Sub Total	Total Samples	Total AAFs	% AAF
		Samples	AAF	Samples	AAF				
Kettlebell Lifting	-	2	-	1	-	-	3	0	0%
Kurash	-	-	-	2	-	-	2	0	0%
Rugby League	-	-	-	25	-	-	25	0	0%
Taekwondo	ITF Taekwondo	-	-	1	-	-	1	0	0%
Triathlon	Ironman	-	-	44	-	-	44	0	0%
Totals		2	0	73	0		75	0	0%

Table 91: HGH Biomarkers Tests Conducted in Other Sports/Disciplines from Code Signatories (Blood)

Sports	Disciplines	IC		OOC		Sub Total	Total Samples	Total AAFs	% AAF
		Samples	AAF	Samples	AAF				
Rugby League	-	4	-	161	-	-	165	0	0%
Taekwondo	ITF Taekwondo	1	-	-	-	-	1	0	0%
Triathlon	Ironman	-	-	8	-	-	8	0	0%
Totals		5	0	169	0		174	0	0%

Table 92: HBOC Tests Conducted in Other Sports/Disciplines from Code Signatories (Blood)

Sports	Disciplines	IC		OOC		Sub Total	Total Samples	Total AAFs	% AAF
		Samples	AAF	Samples	AAF				
Rugby League	-	-	-	66	-	-	66	0	0%
Triathlon	Ironman	-	-	1	-	-	1	0	0%
Totals		0	0	67	0		67	0	0%

Table 93: HBT (Transfusion)* Tests Conducted in Other Sports/Disciplines from Code Signatories (Blood)

Sports	Disciplines	IC		OOC		Sub Total	Total Samples	Total AAFs	% AAF
		Samples	AAF	Samples	AAF				
n/a	-	-	-	-	-	-	0	0	0%
Totals		0	0	0	0		0	0	0%

* No HBT (Transfusion) Tests in Sports for Other Sports/Disciplines from Code Signatories were recorded in ADAMS

Table 94: GC/C/IRMS Tests Conducted in Other Sports/Disciplines for Markers of the Steroid Profile (Urine)

Sports	Disciplines	IC		OOC		Sub Total	Total Samples	Total AAFs	% AAF
		Samples	AAF	Samples	AAF				
American Football	University	3	-	9	-	-	12	0	0%
Aquatics	University Swimming Middle	-	-	1	-	-	1	0	0%
Athletics	College Cross Country	1	-	1	1	2	6	1	17%
	Military Long Distance 3000m or	1	-	1	-	2			
	University Jumps	1	-	-	-	1			
	University	1	-	-	-	1			
Australian Rules Football	-	8	-	4	-	-	12	0	0%
Badminton	College	1	-	-	-	-	1	0	0%
Baseball	Professional Baseball	-	-	3	-	3	4	0	0%
	Rubber Baseball	1	-	-	-	1			
Basketball	College	2	-	-	-	2	3	0	0%
	University	1	-	-	-	1			
Basque Sports	Basque Sports	2	-	-	-	2	3	0	0%
	Giza-abere probak	1	-	-	-	1			
Bodybuilding	INBA Natural Bodybuilding	5	1	-	-	5	11	4	36%
	CrossFit	4	2	-	-	4			
	WNBF Natural Bodybuilding	1	-	-	-	1			
	Physique Sports	-	-	1	1	1			
Boxing	Professional Boxing	15	-	52	-	67	72	1	1%
	WBC Professional Boxing	2	1	-	-	2			
	WBA Professional Boxing	2	-	-	-	2			
	WBO Professional Boxing	1	-	-	-	1			
Canoe/Kayak	Dragon Boat	1	-	-	-	-	1	0	0%
Course Camarguaise	-	1	-	-	-	-	1	0	0%
Cycling	Military Road	1	-	-	-	-	1	0	0%
Football	University	4	-	-	-	4	5	0	0%
	University Futsal	1	-	-	-	1			
Friskis & Svettis	-	-	-	1	-	-	1	0	0%
Heavy Events	Strongest man	1	-	-	-	-	1	0	0%
Ice Hockey	University	6	-	2	-	-	8	0	0%
Jet-Ski	-	1	-	-	-	-	1	0	0%
Jiu-Jitsu	-	4	2	-	-	-	4	2	50%
Kabaddi	-	1	-	2	-	-	3	0	0%
Kudo	-	-	-	1	-	-	1	0	0%
Mixed Martial Arts	-	17	1	346	-	-	363	1	0%
Pencak Silat	-	-	-	1	-	-	1	0	0%
Powerlifting	WDFPF Powerlifting	2	-	1	-	-	3	0	0%
Rafting	-	1	-	-	-	-	1	0	0%
Ringette	-	1	-	-	-	-	1	0	0%
Other Rugby	University Sevens	1	-	-	-	-	1	0	0%
Sailing	Military Sailing	1	-	-	-	-	1	0	0%
School Sports	Athletics Long distance 3000m or	1	-	-	-	1	3	0	0%
	Swimming Sprint 100m or less	1	-	-	-	1			
	Handball	1	-	-	-	1			
Shooting	Ball-Trap	-	-	2	-	-	2	0	0%
Strongman	-	1	1	-	-	-	1	1	100%

Table 94: GC/C/IRMS Tests Conducted in Other Sports/Disciplines for Markers of the Steroid Profile (Urine)

Sports	Disciplines	IC		OOC		Sub Total	Total Samples	Total AAFs	% AAF
		Samples	AAF	Samples	AAF				
Taekwondo - AUT	Taekwondo - AUT	1	-	-	-	-	1	0	0%
Tennis	University	1	-	-	-	-	1	0	0%
Ultra Triathlon	-	1	-	-	-	-	1	0	0%
VA'A	Outrigger (Sprint)	2	1	-	-	-	2	1	50%
Wrestling	Swiss Wrestling	2	-	9	-	-	11	0	0%
Totals		108	9	437	2		545	11	2%

Table 95: GC/C/IRMS Tests* Conducted in Other Sports/Disciplines for Other Targets (Urine)

19-norandrosterone

Sports	Disciplines	IC		OOC		Sub Total	Total Samples	Total AAFs	% AAF
		Samples	AAF	Samples	AAF				
Mixed Martial Arts	-	1	1	-	-	-	1	1	100%
Totals		1	1	0	0		1	1	100%

boldenone

Sports	Disciplines	IC		OOC		Sub Total	Total Samples	Total AAFs	% AAF
		Samples	AAF	Samples	AAF				
Bodybuilding	WBC Professional Boxing	1	1	-	-	-	2	2	100%
	Professional Boxing	1	1	-	-	-			
Mixed Martial Arts	-	1	-	-	-	-	1	0	0%
VA'A	Outrigger (Sprint)	1	1	-	-	-	1	1	100%
Totals		4	3	0	0		4	3	75%

* No GC/C/IRMS tests for formestane or prednisolone/prednisone were recorded in ADAMS for Other Sports/Disciplines

Table 96: ESA Tests Conducted in Other Sports/Disciplines (Urine and Blood)

Sports	Disciplines	Urine							
		IC Samples	AAF	OOB Samples	AAF	Sub Total	Total Samples	Total AAFs	% AAF
Aesthetic Group	Aesthetic Group Gymnastics	1	-	-	-	-	1	0	0%
American Football	University	-	-	22	-	-	22	0	0%
Aquatics	Free Diving	11	-	-	-	11	19	0	0%
	Military Swimming Middle Distance 200-400m	3	-	1	-	4			
	University Swimming Middle Distance 200-400m	-	-	2	-	2			
	Military Swimming Sprint 100m or less	1	-	1	-	2			
Athletics	College Cross Country	12	-	-	-	12	26	0	0%
	Military Long Distance 3000m or greater	3	-	4	-	7			
	Military Middle Distance 800-1500m	1	-	2	-	3			
	University Long Distance 3000m or greater	1	-	1	-	2			
	University Sprint 400m or less	-	-	1	-	1			
Military Sprint 400m or less	1	-	-	-	1				
Australian Rules Football	-	1	-	11	-	-	12	0	0%
Baseball	Professional Baseball	9	-	11	-	-	20	0	0%
Basketball	Professional Basketball	10	-	13	-	-	23	0	0%
Biathlon	Military Biathlon	2	-	-	-	2	3	0	0%
	University	-	-	1	-	1			
Bodybuilding	Physique Sports	3	-	-	-	3	8	0	0%
	INBA Natural Bodybuilding	3	-	-	-	3			
	CrossFit	2	-	-	-	2			
Boxing	Professional Boxing	18	-	48	-	-	66	0	0%
Canoe/Kayak	Dragon Boat	4	-	3	-	7	15	0	0%
	University Long Distance 1000m	6	-	1	-	7			
	University Sprint 200m	-	-	1	-	1			
Chin-up	Chin-Up Repetitions	1	-	-	-	-	1	0	0%
Clay Target Shooting	-	-	-	1	-	-	1	0	0%
Cycling	University Track Sprint	1	-	-	-	1	4	0	0%
	University Mountain Bike	1	-	-	-	1			
	Military Track Endurance	-	-	1	-	1			
	Military Track Sprint	-	-	1	-	1			
Football	University	4	-	-	-	-	4	0	0%
Golf	Professional Golf	4	-	11	-	-	15	0	0%
Heavy Athletics	-	1	-	-	-	-	1	0	0%
Heavy Events	Strongest man	-	-	1	-	-	1	0	0%
Jiu-Jitsu	-	1	-	7	-	-	8	0	0%
Kabaddi	-	8	-	3	-	-	11	0	0%
Karate	Kyokushin	1	-	3	-	-	4	0	0%
Kung Fu	-	-	-	29	-	-	29	0	0%
Military Sport Pentathlon	Military Pentathlon	2	-	-	-	2	3	0	0%
	Military Modern Pentathlon	1	-	-	-	1			
Mixed Martial Arts	-	22	-	242	1	-	264	1	0.4%
Orienteering	Military Orienteering	1	-	-	-	-	1	0	0%
Padel	-	1	-	-	-	-	1	0	0%
Pencak Silat	-	-	-	1	-	-	1	0	0%
Power Press	-	-	-	1	-	-	1	0	0%
Powerlifting	WDFPF Powerlifting	1	-	-	-	-	1	0	0%

Table 96: ESA Tests Conducted in Other Sports/Disciplines (Urine and Blood) - continued

		Urine							
Sports	Disciplines	IC		OOC		Sub Total	Total Samples	Total AAFs	% AAF
		Samples	AAF	Samples	AAF				
Ringette	-	1	-	-	-	-	1	0	0%
Roller Sports	University Inline Speed Skating Distance	-	-	1	-	-	1	0	0%
Rugby	University Sevens	1	-	-	-	-	1	0	0%
School Sports	Athletics Long distance 3000m or greater	9	-	-	-	9	31	0	0%
	Athletics Middle Distance 800-1500m	9	-	-	-	9			
	Athletics Combined Events	5	-	-	-	5			
	Swimming Sprint 100m or less	3	-	-	-	3			
	Athletics Throws	3	-	-	-	3			
	Swimming Middle Distance 200-400m	1	-	-	-	1			
	Athletics Sprint 400m or less	1	-	-	-	1			
Skating	Military Speed Skating 1500m or less	1	-	2	-	3	5	0	0%
	Military Speed Skating greater than 1500m	2	-	-	-	2			
Speedball	-	2	-	4	-	-	6	0	0%
Sport Climbing	Military Sport Climbing	-	-	2	-	-	2	0	0%
Taekwondo - AUT	-	1	-	1	-	-	2	0	0%
Traditional Karate	-	-	-	1	-	-	1	0	0%
Triathlon	University	-	-	1	-	-	1	0	0%
Ultra Triathlon	-	6	-	-	-	-	6	0	0%
VA'A	Outrigger (Sprint)	-	-	1	-	-	1	0	0%
Volleyball	Professional Volleyball	2	-	7	-	-	9	0	0%
Wrestling	Military Wrestling	1	-	-	-	-	1	0	0%
Totals		190	0	444	1		634	1	0%

		Blood							
Sports	Disciplines	IC		OOC		Sub Total	Total Samples	Total AAFs	% AAF
		Samples	AAF	Samples	AAF				
Baseball	Professional Baseball	10	-	-	-	-	10	0	0%
Biathlon	Military Biathlon	1	-	-	-	-	1	0	0%
Cycling	Military Track Sprint	-	-	1	-	-	1	0	0%
Mixed Martial Arts	-	-	-	5	-	-	5	0	0%
Totals		11	0	6	0		17	0	0%

Table 97: GHRF(GHS/GHRP) Tests Conducted in Other Sports/Disciplines (Urine)

Sports	Disciplines	IC		OOC		Sub Total	Total Samples	Total AAFs	% AAF
		Samples	AAF	Samples	AAF				
American Football	University	102	-	240	-	-	342	0	0%
Aquatics	University Swimming Middle Distance 200-400m	8	-	1	-	9	23	0	0%
	Military Swimming Sprint 100m or less	4	-	1	-	5			
	University Swimming Sprint 100m or less	2	-	1	-	3			
	University Swimming Long Distance 800m or	1	-	1	-	2			
	Military Swimming Middle Distance 200-400m	-	-	2	-	2			
	Free Diving	1	-	-	-	1			
	University Diving	-	-	1	-	1			
Athletics	University Long Distance 3000m or greater	16	-	1	-	17	58	0	0%
	College Cross Country	5	-	11	-	16			
	University Sprint 400m or less	6	-	1	-	7			
	Military Long Distance 3000m or greater	2	-	2	-	4			
	University Middle Distance 800-1500m	4	-	-	-	4			
	University Throws	2	-	1	-	3			
	Military Middle Distance 800-1500m	2	-	1	-	3			
	University Jumps	2	-	-	-	2			
	Military Sprint 400m or less	1	-	-	-	1			
University Combined Events	-	-	1	-	1				
Australian Rules Football	-	5	-	8	-	-	13	0	0%
Badminton	College	2	-	-	-	-	2	0	0%
Baseball	Professional Baseball	26	-	6	-	32	35	0	0%
	Pesäpallo	-	-	2	-	2			
	University	1	-	-	-	1			
Basketball	Professional Basketball	23	-	-	-	23	50	0	0%
	College	9	-	8	-	17			
	University	10	-	-	-	10			
Biathlon	University	-	-	1	-	-	1	0	0%
Bodybuilding	Physique Sports	5	-	16	-	21	47	0	0%
	CrossFit	12	-	3	-	15			
	INBA Natural Bodybuilding	8	-	-	-	8			
	WNBF Natural Bodybuilding	3	-	-	-	3			
Boxing	Professional Boxing	16	-	72	-	88	90	0	0%
	WBC Professional Boxing	1	-	-	-	1			
	University	1	-	-	-	1			
Broomball	-	6	-	-	-	-	6	0	0%
Canoe/Kayak	Dragon Boat	-	-	2	-	2	3	0	0%
	University Sprint 200m	-	-	1	-	1			
Chin-up	Chin-Up Repetitions	2	-	1	-	-	3	0	0%
Clay Target Shooting	-	-	-	1	-	-	1	0	0%
Cycling	Military Track Sprint	-	-	1	-	1	2	0	0%
	Military Track Endurance	-	-	1	-	1			
Field Hockey	University	2	-	-	-	-	2	0	0%
Football	University	21	-	-	-	21	40	0	0%
	College	6	-	13	-	19			
Golf	Professional Golf	11	-	-	-	11	13	0	0%
	College	2	-	-	-	2			
Heavy Athletics	-	3	-	-	-	-	3	0	0%

Table 97: GHRF(GHS/GHRP) Tests Conducted in Other Sports/Disciplines (Urine)- continued

Sports	Disciplines	IC		OOC		Sub Total	Total Samples	Total AAFs	% AAF
		Samples	AAF	Samples	AAF				
Heavy Events	Strongest man	5	-	3	-	8	11	0	0%
	Strongest Women	1	-	1	-	2			
	Pole dance	-	-	1	-	1			
Ice Hockey	University	39	-	17	-	-	56	0	0%
Jiu-Jitsu	-	11	-	4	-	-	15	0	0%
Kabaddi	-	15	-	4	-	-	19	0	0%
Karate	Kyokushin	1	-	3	-	4	5	0	0%
	University	1	-	-	-	1			
Kempo	-	-	-	2	-	-	2	0	0%
Kung Fu	-	-	-	12	-	-	12	0	0%
Military Sport Pentathlon	Military Pentathlon	1	-	-	-	1	2	0	0%
	Military Modern Pentathlon	1	-	-	-	1			
Mixed Martial Arts	-	313	-	2182	1	-	2495	1	0.04%
Padel	-	1	-	-	-	-	1	0	0%
Pencak Silat	-	-	-	1	-	-	1	0	0%
Power Press	-	17	-	6	-	-	23	0	0%
Powerlifting	WDFPF Powerlifting	1	-	1	-	-	2	0	0%
Ringette	-	-	-	4	-	-	4	0	0%
Rugby	University Sevens	22	-	-	-	-	22	0	0%
School Sports	Swimming Long Distance 800m or greater	-	-	2	-	-	2	0	0%
	Military Speed Skating greater than 1500m	2	-	1	-	3	6	0	0%
	Military Speed Skating 1500m or less	3	-	-	-	3			
Speedball	-	2	-	4	-	-	6	0	0%
Sport Climbing	Military Sport Climbing	1	-	2	-	-	3	0	0%
Strongman	-	2	-	-	-	-	2	0	0%
Taekwondo - AUT	-	-	-	1	-	-	1	0	0%
Tennis	University	2	-	-	-	-	2	0	0%
Traditional Karate	-	-	-	1	-	-	1	0	0%
VA'A	Outrigger (Sprint)	-	-	1	-	-	1	0	0%
	College	6	-	3	-	9	31	0	0%
Volleyball	Professional Volleyball	9	-	-	-	9			
	Military Volleyball	9	-	-	-	9			
	University Volleyball	4	-	-	-	4			
Weightlifting	University	1	-	1	-	-	2	0	0%
Wrestling	University	20	-	2	-	22	24	0	0%
	Military Wrestling	1	-	-	-	1			
	Swiss Wrestling	-	-	1	-	1			
Totals		824	0	2661	1		3,485	1	0.03%

Table 98: GHRF(GHRH) Tests Conducted in Other Sports/Disciplines (Urine)

Sports	Disciplines	IC		OOC		Sub Total	Total Samples	Total AAFs	% AAF
		Samples	AAF	Samples	AAF				
Aquatics	University Swimming Middle Distance 200-400m	-	-	1	-	1	2	0	0%
	Military Swimming Middle Distance 200-400m	-	-	1	-	1			
Boxing	Professional Boxing	16	-	53	-	-	69	0	0%
Mixed Martial Arts	-	191	-	804	-	-	995	0	0%
Skating	Military Speed Skating 1500m or less	1	-	-	-	-	1	0	0%
VA'A	Outrigger (Sprint)	-	-	1	-	-	1	0	0%
Totals		208	0	860	0		1068	0	0%

Table 99: GnRH Tests Conducted in Other Sports/Disciplines (Urine)

Sports	Disciplines	IC		OOC		Sub Total	Total Samples	Total AAFs	% AAF
		Samples	AAF	Samples	AAF				
American Football	University	102	-	240	-	-	342	0	0%
Aquatics	University Swimming Middle Distance 200-400m	8	-	2	-	10	19	0	0%
	University Swimming Sprint 100m or less	2	-	1	-	3			
	Military Swimming Middle Distance 200-400m	-	-	2	-	2			
	Military Swimming Sprint 100m or less	1	-	1	-	2			
	University Swimming Long Distance 800m or greater	-	-	1	-	1			
	Free Diving	1	-	-	-	1			
Athletics	University Long Distance 3000m or greater	16	-	1	-	17	56	0	0%
	College Cross Country	5	-	11	-	16			
	University Sprint 400m or less	6	-	1	-	7			
	Military Long Distance 3000m or greater	2	-	2	-	4			
	University Middle Distance 800-1500m	4	-	-	-	4			
	University Throws	2	-	1	-	3			
	University Jumps	2	-	-	-	2			
	Military Sprint 400m or less	1	-	-	-	1			
	Military Middle Distance 800-1500m	1	-	-	-	1			
University Combined Events	-	-	1	-	1				
Australian Rules Football	-	5	-	8	-	-	13	0	0%
Badminton	College	2	-	-	-	-	2	0	0%
Basketball	College	9	-	8	-	17	27	0	0%
	University	10	-	-	-	10			
Basque Sports	-	1	-	-	-	-	1	0	0%
Bodybuilding	CrossFit	12	-	3	-	15	26	0	0%
	INBA Natural Bodybuilding	5	-	-	-	5			
	WNBF Natural Bodybuilding	3	-	-	-	3			
	Physique Sports	1	-	2	-	3			
Boxing	Professional Boxing	16	-	56	-	72	74	0	0%
	WBO Professional Boxing	1	-	-	-	1			
	WBC Professional Boxing	1	-	-	-	1			
Broomball	-	6	-	-	-	-	6	0	0%
Canoe/Kayak	Dragon Boat	-	-	1	-	-	1	0	0%
Clay Target Shooting	-	-	-	1	-	-	1	0	0%
Cycling	Military Track Sprint	-	-	1	-	1	2	0	0%
	Military Track Endurance	-	-	1	-	1			
Field Hockey	University	2	-	-	-	-	2	0	0%
Football	University	21	-	-	-	21	40	0	0%
	College	6	-	13	-	19			
Golf	College	2	-	-	-	-	2	0	0%
Heavy Athletics	Heavy Athletics	3	-	-	-	-	3	0	0%
Ice Hockey	University	39	-	17	-	-	56	0	0%
Jiu-Jitsu	-	1	-	1	-	-	2	0	0%
Kung Fu	-	-	-	12	-	-	12	0	0%
Mixed Martial Arts	-	289	-	1354	-	-	1643	0	0%
Padel	-	1	-	-	-	-	1	0	0%
Power Press	-	15	-	-	-	-	15	0	0%
Ringette	-	-	-	4	-	-	4	0	0%
Other Rugby	University Sevens	16	-	-	-	-	16	0	0%

Table 99: GnRH Tests Conducted in Other Sports/Disciplines (Urine)

Sports	Disciplines	IC		OOC		Sub Total	Total Samples	Total AAFs	% AAF
		Samples	AAF	Samples	AAF				
School Sports	Athletics Middle Distance 800-1500m	1	-	-	-	-	1	0	0%
Skating	Military Speed Skating 1500m or less	3	-	-	-	-	3	0	0%
Sport Climbing	Military Sport Climbing	1	-	2	-	-	3	0	0%
Tennis	University	2	-	-	-	-	2	0	0%
VA'A	Outrigger (Sprint)	-	-	1	-	-	1	0	0%
	College	6	-	3	-	9			
Volleyball	Military Volleyball	9	-	-	-	9	22	0	0%
	University Volleyball	4	-	-	-	4			
Weightlifting	University	1	-	-	-	-	1	0	0%
	University	20	-	2	-	22			
Wrestling	Military Wrestling	1	-	-	-	1	24	0	0%
	Swiss Wrestling	-	-	1	-	1			
Totals		668	0	1755	0		2,423	0	0%

Table 100: Insulin Tests* Conducted in Other Sports/Disciplines (Urine and Blood)

Sports	Disciplines	Urine							
		IC		OOC		Sub Total	Total Samples	Total AAFs	% AAF
Samples	AAF	Samples	AAF						
Aquatics	Military Swimming Middle Distance 200-400m	-	-	1	-	1	2	0	0%
	University Swimming Middle Distance 200-400m	-	-	1	-	1			
Boxing	Professional Boxing	-	-	3	-	-	3	0	0%
Totals		0	0	5	0		5	0	0%

* No Insulin Blood Tests in Other Sports/Disciplines were recorded in ADAMS

Table 101: IGF-I Analogs Tests Conducted in Other Sports/Disciplines (Urine and Blood)

Sports	Disciplines	Urine							
		IC		OOC		Sub Total	Total Samples	Total AAFs	% AAF
Samples	AAF	Samples	AAF						
Aquatics	Military Swimming Middle Distance 200-400m	-	-	1	-	1	2	0	0%
	University Swimming Middle Distance 200-400m	-	-	1	-	1			
Boxing	Professional Boxing	-	-	2	-	-	2	0	0%
Kung Fu	-	-	-	19	-	-	19	0	0%
Totals		0	0	23	0		23	0	0%

Sports	Disciplines	Blood							
		IC		OOC		Sub Total	Total Samples	Total AAFs	% AAF
Samples	AAF	Samples	AAF						
American Football	University	32	-	8	-	-	40	0	0%
Mixed Martial Arts	-	2	-	2	-	-	4	0	0%
Totals		34	0	10	0		44	0	0%

Table 102: hGH Isoforms Tests Conducted in Other Sports/Disciplines (Blood)

Sports	Disciplines	IC		OOC		Sub Total	Total Samples	Total AAFs	% AAF
		Samples	AAF	Samples	AAF				
American Football	University	32	-	8	-	-	40	0	0%
	Military Swimming Sprint 100m or less	-	-	2	-	2			
Aquatics	University Swimming Middle Distance 200-400m	-	-	1	-	1	4	0	0%
	University Swimming Sprint 100m or less	-	-	1	-	1			
Athletics	Military Middle Distance 800-1500m	1	-	1	-	2			
	University Combined Events	-	-	1	-	1	4	0	0%
	Military Long Distance 3000m or greater	-	-	1	-	1			
Baseball	Professional Baseball	8	-	7	-	15	17	0	0%
	Pesäpallo	-	-	2	-	2			
Basketball	Professional Basketball	8	-	8	-	-	16	0	0%
Biathlon	University	-	-	1	-	1	2	0	0%
	Military Biathlon	1	-	-	-	1			
Bodybuilding	INBA Natural Bodybuilding	4	-	1	-	5	7	0	0%
	Physique Sports	-	-	2	-	2			
Canoe/Kayak	Dragon Boat	-	-	2	-	-	2	0	0%
Chin-up	Chin-Up Repetitions	2	-	1	-	-	3	0	0%
Cycling	Military Track Sprint	-	-	1	-	-	1	0	0%
Gaelic Games	Football	-	-	13	-	13	19	0	0%
	Hurling	-	-	6	-	6			
Golf	Professional Golf	-	-	3	-	-	3	0	0%
Heavy Events	Strongest Man	4	-	3	-	7			
	Strongest Women	-	-	1	-	1	9	0	0%
	Pole Dance	-	-	1	-	1			
Jiu-Jitsu	-	-	3	-	-	3	0	0%	
Mixed Martial Arts	-	3	-	37	-	-	40	0	0%
Padel	-	1	-	-	-	-	1	0	0%
Power Press	-	2	-	6	-	-	8	0	0%
School Sports	Athletics Long distance 3000m or greater	3	-	-	-	3			
	Swimming Sprint 100m or less	3	-	-	-	3			
	Athletics Middle Distance 800-1500m	3	-	-	-	3	11	0	0%
	Athletics Combined Events	1	-	-	-	1			
	Swimming Middle Distance 200-400m	1	-	-	-	1			
Skating	Military Speed Skating 1500m or less	-	-	1	-	-	1	0	0%
Sport Climbing	Military Sport Climbing	1	-	1	-	-	2	0	0%
Volleyball	Professional Volleyball	11	-	-	-	-	11	0	0%
Wrestling	Military Wrestling	1	-	-	-	-	1	0	0%
Totals		90	0	115	0		205	0	0%

Table 103: hGH Biomarkers Tests Conducted in Other Sports/Disciplines (Blood)

Sports	Disciplines	IC		OOC		Sub Total	Total Samples	Total AAFs	% AAF
		Samples	AAF	Samples	AAF				
American Football	University	32	-	8	-	-	40	0	0%
Australian Rules Football	-	-	-	3	-	-	3	0	0%
Biathlon	University	-	-	1	-	-	1	0	0%
Bodybuilding	INBA Natural Bodybuilding	1	-	2	-	3	4	0	0%
	Physique Sports	-	-	1	-	1			
Boxing	Professional Boxing	14	-	44	-	-	58	0	0%
Cricket	Pro Cricket	-	-	1	-	-	1	0	0%
Cycling	Military Track Endurance	-	-	1	-	-	1	0	0%
Jiu-Jitsu	-	-	-	2	-	-	2	0	0%
Military Sport Pentathlon	Military Pentathlon	1	-	-	-	-	1	0	0%
Mixed Martial Arts	-	26	-	82	-	-	108	0	0%
Skating	Military Speed Skating 1500m or less	-	-	1	-	-	1	0	0%
Totals		74	0	146	0		220	0	0%

Table 104: HBOC Tests Conducted in Other Sports/Disciplines (Blood)

Sports	Disciplines	IC		OOC		Sub Total	Total Samples	Total AAFs	% AAF
		Samples	AAF	Samples	AAF				
Australian Rules Football	-	-	-	3	-	-	3	0	0%
Mixed Martial Arts	-	-	-	3	-	-	3	0	0%
Totals		0	0	6	0		6	0	0%

Table 105: HBT (Transfusion) Tests* Conducted in Other Sports/Disciplines (Blood)

Sports	Disciplines	IC		OOC		Sub Total	Total Samples	Total AAFs	% AAF
		Samples	AAF	Samples	AAF				
n/a	-	-	-	-	-	-	0	0	0%
Totals		0	0	0	0		0	0	0%

* No HBT (Transfusion) Tests in Sports for Other Sports/Disciplines from Other Sports/Disciplines were recorded in ADAMS

2018 Anti-Doping Testing Figures
Samples Analyzed and Reported by Accredited Laboratories in ADAMS

Table 106: Total AAFs* per Drug Class as Reported in ASOIF Sports

Sports	Discipline	Anabolic Agents	Peptide Hormones, Growth Factors and Related Substances	Beta-2 Agonists	Hormone and Metabolic Modulators	Diuretics and Other Masking Agents	Stimulants	Narcotics	Cannabinoids	Glucocorticoid- steroids	Beta-Blockers	Enhancement of Oxygen Transfer	Chemical and Physical Manipulation	Sub total	Total Findings per Sport	% of total Findings
		S1.	S2.	S3.	S4.	S5.	S6.	S7.	S8.	S9.	P1.	M1.	M2.			
Aquatics	Swimming Sprint 100m or less	8	-	6	4	-	14	-	1	2	-	-	-	35	85	4.5%
	Swimming Middle Distance 200-400m	11	1	1	2	2	6	-	-	5	-	-	-	28		
	Water Polo	2	-	-	-	3	6	-	-	-	-	-	-	11		
	Swimming Long Distance 800m or greater	2	-	2	1	-	-	-	-	-	-	-	-	5		
	Open Water	-	-	1	1	1	-	-	-	-	-	-	-	3		
	Diving	-	-	-	-	2	-	-	-	-	-	-	-	2		
Archery	Swimming	-	-	-	-	1	-	-	-	-	-	-	-	1	5	0.3%
	Archery	1	-	-	-	1	-	-	-	-	-	-	-	2		
	Compound	-	-	-	-	-	-	-	1	-	1	-	-	2		
Athletics	Recurve	-	-	-	-	1	-	-	-	-	-	-	-	1	279	14.8%
	Long Distance 3000m or greater	28	18	5	11	8	14	1	-	33	-	-	-	118		
	Sprint 400m or less	42	-	1	6	2	4	-	-	1	-	-	-	56		
	Throws	18	3	-	2	3	8	-	1	3	-	-	-	38		
	Middle Distance 800-1500m	14	4	1	7	1	5	-	-	-	-	-	-	32		
	Jumps	10	1	1	2	3	3	-	1	1	-	-	-	22		
	Combined Events	2	-	-	-	-	-	-	-	4	-	-	-	6		
	Marathon	1	-	1	-	-	-	-	-	1	-	-	-	3		
	Athletics	1	-	-	-	-	-	-	-	-	-	-	-	1		
	Ultra Running	-	-	-	-	-	1	-	-	-	-	-	-	1		
Badminton	Road Running	-	-	-	1	-	-	-	-	-	-	-	-	1	1	0.1%
	Shot-put (R)	1	-	-	-	-	-	-	-	-	-	-	-	1		
Basketball	Basketball	6	2	4	1	2	15	2	10	9	-	-	-	51	53	2.8%
	3 on 3	-	-	-	-	-	1	-	1	-	-	-	-	2		
Boxing	-	32	-	4	9	26	13	2	9	2	-	-	-	-	97	5.1%
Canoe/Kayak	Sprint 200m	6	1	-	-	1	-	-	-	-	-	-	-	8	34	1.8%
	Long Distance 1000m	2	-	-	3	3	-	-	-	-	-	-	-	8		
	Middle Distance 500m	3	-	-	-	3	1	-	-	-	-	-	-	7		
	Freestyle	3	-	-	-	-	-	-	-	-	-	-	-	3		
	Canoe Slalom	-	-	-	1	-	2	-	-	-	-	-	-	3		
	Canoe Polo	3	-	-	-	-	-	-	-	-	-	-	-	3		
Cycling	Marathon	-	-	-	-	-	2	-	-	-	-	-	-	2	391	20.7%
	Road	62	41	21	7	19	46	5	2	59	-	3	-	265		
	Mountain Bike	11	8	7	9	4	11	-	2	8	-	-	-	60		
	Track Sprint	9	1	2	5	-	7	-	-	4	-	-	-	28		
	Track Endurance	8	2	2	-	-	4	-	1	1	-	-	-	18		
	Cyclo-Cross	3	-	-	-	2	2	-	-	3	-	-	-	10		
	Cycling	3	-	-	-	-	1	-	-	-	-	-	-	4		
	Artistic	2	-	-	-	-	-	-	-	-	-	-	-	2		
	BMX	1	-	-	-	-	-	-	1	-	-	-	-	2		
	Trials	-	1	-	-	-	-	-	-	-	-	-	-	1		
Equestrian	Track	1	-	-	-	-	-	-	-	-	-	-	-	1	17	0.9%
	Jumping	1	-	-	-	2	3	-	-	2	-	-	-	8		
	Eventing	-	-	-	1	1	-	-	-	1	-	-	-	3		
	Dressage	1	-	-	1	-	-	-	-	1	-	-	-	3		
	Vaulting	-	-	-	-	-	1	-	-	-	-	-	-	1		
	Driving	-	-	-	-	1	-	-	-	-	-	-	-	1		
Equestrian	1	-	-	-	-	-	-	-	-	-	-	-	1			

2018 Anti-Doping Testing Figures
Samples Analyzed and Reported by Accredited Laboratories in ADAMS

Table 106: Total AAFs* per Drug Class as Reported in ASOIF Sports

Sports	Discipline	Anabolic Agents	Peptide Hormones, Growth Factors and Related Substances	Beta-2 Agonists	Hormone and Metabolic Modulators	Diuretics and Other Masking Agents	Stimulants	Narcotics	Cannabinoids	Glucocorticoids	Beta-Blockers	Enhancement of Oxygen Transfer	Chemical and Physical Manipulation	Sub total	Total Findings per Sport	% of total Findings
		S1.	S2.	S3.	S4.	S5.	S6.	S7.	S8.	S9.	P1.	M1.	M2.			
Fencing	Epee	1	-	-	-	1	1	-	-	-	-	-	-	3	4	0.2%
	Foil	1	-	-	-	-	-	-	-	-	-	-	-	1		
Field Hockey	-	13	-	-	1	-	4	1	1	-	-	-	-	-	20	1.1%
Football	Football	21	-	14	4	19	47	1	3	21	-	-	-	130	138	7.3%
	Futsal	1	-	-	-	1	2	-	1	-	-	-	-	5		
	Beach Football	-	-	-	-	-	-	-	-	3	-	-	-	3		
Golf	-	-	-	-	-	-	2	-	-	1	2	-	-	-	5	0.3%
Gymnastics	Artistic	-	-	1	-	-	4	-	-	1	-	-	-	6	10	0.5%
	Rhythmic	-	-	-	-	2	-	-	-	-	-	-	-	2		
	Acrobatic	-	-	-	-	1	-	-	-	-	-	-	-	1		
	Aerobic	1	-	-	-	-	-	-	-	-	-	-	-	1		
Handball	Indoor	7	-	5	3	6	10	-	8	2	-	-	-	41	44	2.3%
	Beach	-	-	-	1	1	1	-	-	-	-	-	-	3		
Judo	-	16	1	3	4	14	14	-	3	2	-	-	-	-	57	3.0%
Modern Pentathlon	-	1	-	-	1	-	1	-	-	-	-	-	-	-	3	0.2%
Rowing	-	9	-	4	2	5	9	-	2	2	-	-	-	-	33	1.7%
Rugby Union	Fifteens	28	3	2	8	3	14	-	6	10	-	-	-	74	88	4.7%
	Sevens	9	-	-	-	1	1	-	1	-	-	-	-	12		
	Rugby Union	2	-	-	-	-	-	-	-	-	-	-	-	2		
Sailing	-	1	-	-	-	-	2	-	-	-	-	-	-	-	3	0.2%
Shooting	Shooting	6	-	1	1	3	2	-	-	-	2	-	-	15	29	1.5%
	Rifle	-	-	-	1	2	1	-	1	-	3	-	-	8		
	Shotgun	-	-	-	3	-	-	-	-	-	-	-	-	3		
	Pistol	1	-	-	-	2	-	-	-	-	-	-	-	3		
Table Tennis	-	1	-	-	-	-	1	-	1	-	-	-	-	-	3	0.2%
Taekwondo	Sparring	2	-	-	-	15	1	-	1	-	-	-	-	19	21	1.1%
	Poomsae	1	-	-	1	-	-	-	-	-	-	-	-	2		
Tennis	-	25	-	1	-	5	7	-	-	8	-	-	-	-	46	2.4%
Triathlon	Triathlon	16	4	5	2	-	7	1	-	11	-	-	-	46	53	2.8%
	Duathlon	-	-	1	1	-	2	-	-	-	-	-	-	4		
	Long Distance	-	-	1	-	-	1	-	-	-	-	-	-	2		
	Aquathlon	-	-	-	-	-	-	-	-	1	-	-	-	1		
Volleyball	Volleyball	13	1	3	2	-	10	-	5	4	-	-	-	38	42	2.2%
	Beach	3	-	-	-	-	-	-	-	1	-	-	-	4		
Weightlifting	-	143	4	4	18	14	34	-	5	12	-	-	-	-	234	12.4%
Wrestling	Wrestling	12	-	1	3	12	7	-	-	-	-	-	-	35	95	5.0%
	Traditional Wrestling	19	-	-	2	-	1	-	-	-	-	-	-	22		
	Greco-Roman	13	-	-	4	4	1	-	-	-	-	-	-	22		
	Freestyle	7	-	-	1	1	3	-	-	-	-	-	-	12		
	Women's Freestyle	3	-	-	-	-	-	-	-	-	-	-	-	3		
	Grappling	-	-	-	-	-	-	-	-	1	-	-	-	1		
TOTAL PER DRUG CLASS		676	96	105	137	204	360	13	69	219	8	3	0	1890		
% of Drug Class		36%	5%	6%	7%	11%	19%	1%	4%	12%	0.4%	0.2%	0%			

* The Adverse Analytical Findings (AAFs) in this report are not to be confused with adjudicated or sanctioned Anti-Doping Rule Violations (ADRVs), as the figures given in this report may contain findings that underwent the Therapeutic Use Exemption (TUE) approval process or multiple findings on the same Athlete. This data details the number of occurrences of AAFs and therefore multiple AAFs may be linked to the same Sample.

2018 Anti-Doping Testing Figures
Samples Analyzed and Reported by Accredited Laboratories in ADAMS

Table 107: Total AAFs* per Drug Class as Reported in AIOWF Sports

Sports	Discipline	Anabolic Agents	Peptide Hormones, Growth Factors and Related Substances	Beta-2 Agonists	Hormone and Metabolic Modulators	Diuretics and Other Masking Agents	Stimulants	Narcotics	Cannabinoids	Glucocortico- steroids	Beta-Blockers	Enhancement of Oxygen Transfer	Chemical and Physical Manipulation	sub total	Total Findings per Sport	% of total Findings
		S1.	S2.	S3.	S4.	S5.	S6.	S7.	S8.	S9.	P1.	M1.	M2.			
Biathlon	-	-	-	-	1	4	-	-	-	-	-	-	-	-	5	6%
Bobsleigh	Bobsleigh	4	-	-	1	1	1	-	1	1	-	-	-	5	15	17%
	Skeleton	-	-	-	-	1	1	-	2	2	-	-	-	5		
Curling	-	-	-	-	2	3	-	-	1	1	-	-	-	-	7	8%
Ice Hockey	-	2	-	8	7	2	8	-	1	1	-	-	-	-	29	33%
Luge	-	-	-	-	-	-	3	-	-	-	-	-	-	-	3	3%
Skating	Figure Skating	-	-	-	-	2	1	-	1	1	-	-	-	2	14	16%
	Speed Skating 1500m or less	1	-	1	-	-	-	-	-	-	-	-	-	3		
	Speed Skating greater than 1500m	-	-	-	-	-	-	-	2	-	-	-	-	2		
	Short Track	-	-	1	-	-	-	-	-	2	-	-	-	3		
	Skating	1	-	-	-	-	-	-	-	-	-	-	-	2		
Short Track (1500m or less) (R)	-	-	-	-	1	-	-	-	-	-	-	-	1			
Skiing	Cross-Country	1	1	-	4	1	1	-	-	-	-	-	-	9	15	17%
	Alpine	2	-	-	-	1	-	-	-	-	-	-	-	3		
	Snowboard	-	-	-	-	-	-	-	1	1	-	-	-	3		
	Freestyle	-	-	-	-	-	1	-	-	-	-	-	-	2		
	Nordic Combined	-	-	-	-	1	-	-	-	-	-	-	-	1		
TOTAL PER DRUG CLASS		11	1	10	15	17	16	0	9	9	0	0	0		88	
% of Drug Class		13%	1%	11%	17%	19%	18%	0%	10%	10%	0%	0%	0%			

* The Adverse Analytical Findings (AAFs) in this report are not to be confused with adjudicated or sanctioned Anti-Doping Rule Violations (ADRVs), as the figures given in this report may contain findings that underwent the Therapeutic Use Exemption (TUE) approval process or multiple findings on the same Athlete. This data details the number of occurrences of AAFs and therefore multiple AAFs may be linked to the same Sample.

2018 Anti-Doping Testing Figures
Samples Analyzed and Reported by Accredited Laboratories in ADAMS

Table 108: Total AAFs* per Drug Class as Reported in ARISF Sports

Sports	Discipline	Anabolic Agents S1.	Peptide Hormones, Growth Factors and Related Substances and Mimetics S2.	Beta-2 Agonists S3.	Hormone and Metabolic Modulators S4.	Diuretics and Other Masking Agents S5.	Stimulants S6.	Narcotics S7.	Cannabinoids S8.	Glucocortico- steroids S9.	Beta-Blockers P1.	Enhancement of Oxygen Transfer M1.	Chemical and Physical Manipulation M2.	sub total	Total Findings per Sport	% of total Findings
Air Sports	Parachuting	1	-	-	-	-	2	-	-	1	-	-	-	4	5	2.0%
	Aeromodeling	-	-	-	-	1	-	-	-	-	-	-	-	1		
American Football	-	33	-	1	2	-	8	-	9	4	-	-	-	-	57	23.3%
Automobile Sports	Automobile Sports	2	-	-	1	-	1	-	2	-	-	-	-	6	16	6.5%
	Karting	3	-	-	-	-	1	-	1	-	-	-	-	5		
	Rally	-	-	-	-	-	1	1	1	-	-	-	-	3		
Baseball / Softball	Auto Cross	-	-	-	-	-	-	-	-	1	1	-	-	2	17	6.9%
	Baseball	8	-	1	-	-	4	-	2	1	-	-	-	16		
Billiards Sports	Softball	-	-	-	-	-	1	-	-	-	-	-	-	1	4	1.6%
	Pool	-	-	-	-	1	-	-	1	-	-	-	-	2		
Boules Sports	Billiards	-	-	-	-	1	-	-	-	-	1	-	-	2	9	3.7%
	Lawn Bowl	-	-	-	1	4	-	-	-	-	-	-	-	5		
Bowling	Petanque	-	-	-	-	2	-	-	-	2	-	-	-	4	1	0.4%
Bridge	-	1	-	-	-	-	-	-	-	-	-	-	-	1		
Cheer	-	1	-	-	1	1	-	-	-	-	-	-	-	3	1.2%	
Cricket	-	2	-	-	1	1	-	-	-	-	-	-	-	4	1.6%	
DanceSport	-	-	-	1	-	-	2	-	1	3	-	-	-	7	2.9%	
Floorball	Latin	-	-	-	-	-	-	-	-	1	-	-	-	1	0.4%	
Karate	-	-	-	-	1	-	2	-	-	-	-	-	-	3	1.2%	
Life Saving	-	-	-	-	-	3	3	-	-	1	-	-	-	7	2.9%	
Motorcycling	-	-	-	-	-	-	1	-	-	-	-	-	-	1	19	7.8%
	Motocross	7	-	-	-	-	1	-	-	-	-	-	-	8		
	Supermoto	1	-	-	-	-	2	-	-	-	-	-	-	3		
	Supercross	-	-	-	-	-	2	-	-	-	-	-	-	2		
	Speedway	-	-	-	-	2	-	-	-	-	-	-	-	2		
	Trial	-	-	-	-	-	1	-	-	-	-	-	-	1		
	Motorcycle Racing	-	-	-	-	-	-	-	1	-	-	-	-	1		
	Enduro	-	-	1	-	-	-	-	-	-	-	-	-	1		
Road Racing	-	-	-	-	-	-	1	-	-	-	-	-	1			
Mountaineering and Climbing	-	-	-	1	-	-	-	-	-	-	-	-	-	1	0.4%	
Muaythai	-	5	-	-	4	7	4	-	5	-	-	-	-	25	10.2%	
Orienteering	Mountain Bike Orienteering	-	-	-	-	-	-	-	-	1	-	-	-	1	0.4%	
Powerboating	Circuit	2	-	-	2	-	1	-	-	-	-	-	-	5	2.0%	
Racquetball	-	-	-	-	-	1	-	-	-	1	-	-	-	2	0.8%	
Roller Sports	Inline Speed Skating Distance greater than 1000m	1	-	-	-	2	-	-	-	4	-	-	-	7	13	5.3%
	Skateboarding	-	-	-	-	-	2	-	2	-	-	-	-	4		
	Inline Speed Skating Sprint 1000m or less	-	-	-	-	-	-	-	-	2	-	-	-	2		
Ski Mountaineering	-	1	-	-	-	-	-	1	-	2	-	-	-	4	1.6%	
Sport Climbing	Speed	-	-	-	1	-	-	-	-	-	-	-	-	1	0.4%	
Squash	-	2	-	-	-	-	2	-	-	-	-	-	-	4	1.6%	
Surfing	Surfing	-	-	-	-	-	-	-	1	-	-	-	-	1	2	0.8%
	Stand Up Paddle	-	-	-	-	-	-	-	1	-	-	-	-	1		
Underwater Sports	Finswimming Open Water	6	-	-	1	-	1	-	-	-	-	-	-	8	14	5.7%
	Finswimming Pool	1	-	-	1	-	1	-	-	-	-	-	-	3		
	Apnoea (all subdisciplines)	1	-	-	-	-	-	-	-	-	-	-	-	1		
	Sport Diving	-	-	-	1	-	-	-	-	-	-	-	-	1		
	Spearfishing	-	-	-	-	-	-	-	-	1	-	-	-	1		

2018 Anti-Doping Testing Figures
Samples Analyzed and Reported by Accredited Laboratories in ADAMS

Table 108: Total AAFs* per Drug Class as Reported in ARISF Sports - continued

Sports	Discipline	Anabolic Agents	Peptide Hormones, Growth Factors and Related Substances and Mimetics	Beta-2 Agonists	Hormone and Metabolic Modulators	Diuretics and Other Masking Agents	Stimulants	Narcotics	Cannabinoids	Glucocortico- steroids	Beta-Blockers	Enhancement of Oxygen Transfer	Chemical and Physical Manipulation	sub total	Total Findings per Sport	% of total Findings
		S1.	S2.	S3.	S4.	S5.	S6.	S7.	S8.	S9.	P1.	M1.	M2.			
Waterskiing	Cable Wakeboard	-	-	-	-	-	2	-	-	-	-	-	-	2	5	2.0%
	Wakeboard Boat	-	-	-	-	-	-	-	-	2	-	-	-	2		
	Waterskiing	1	-	-	-	-	-	-	-	-	-	-	-	1		
Wushu	Sanda	5	-	-	-	2	6	-	1	-	-	-	-	-	14	5.7%
TOTAL PER DRUG CLASS		84	0	5	17	29	52	2	27	27	2	0	0		245	
% of Drug Class		34%	0%	2%	7%	12%	21%	1%	11%	11%	1%	0%	0%			

* The Adverse Analytical Findings (AAFs) in this report are not to be confused with adjudicated or sanctioned Anti-Doping Rule Violations (ADRVs), as the figures given in this report may contain findings that underwent the Therapeutic Use Exemption (TUE) approval process or multiple findings on the same Athlete. This data details the number of occurrences of AAFs and therefore multiple AAFs may be linked to the same Sample.

2018 Anti-Doping Testing Figures
Samples Analyzed and Reported by Accredited Laboratories in ADAMS

Table 109: Total AAFs* per Drug Class as Reported in AIMS Sports

Sports	Discipline	Anabolic Agents	Peptide Hormones, Growth Factors and Related Substances	Beta-2 Agonists	Hormone and Metabolic Modulators	Diuretics and Other Masking Agents	Stimulants	Narcotics	Cannabinoids	Glucocorticoids	Beta-Blockers	Enhancement of Oxygen Transfer	Chemical and Physical Manipulation	sub total	Total Findings per Sport	% of total Findings
		S1.	S2.	S3.	S4.	S5.	S6.	S7.	S8.	S9.	P1.	M1.	M2.			
Arm Wrestling	-	29	-	-	1	2	5	-	-	-	-	-	-	-	37	2.9%
Bodybuilding	Bodybuilding	415	3	3	57	116	24	-	8	-	-	-	-	626	800	62%
	Fitness	111	1	-	24	31	6	-	1	-	-	-	-	174		
Darts	-	-	-	-	-	-	-	-	-	-	1	-	-	-	1	0.1%
Dragon Boat	-	1	-	-	-	2	-	-	-	-	-	-	-	-	3	0.2%
Draughts	-	-	-	-	-	2	-	-	-	-	-	-	-	-	2	0.2%
Ju-Jitsu	-	9	-	-	2	3	2	-	-	-	-	-	-	-	16	1.2%
Kickboxing	Kickboxing	11	1	-	4	5	5	-	3	-	-	-	1	30	54	4%
	Pancrace	15	1	-	-	-	-	-	-	-	-	-	-	16		
	K1 Rules	1	-	-	-	-	3	-	1	-	-	-	-	5		
	Light Contact	-	-	-	-	-	-	-	1	-	-	-	-	1		
	Full Contact	-	-	-	-	-	-	-	1	-	-	-	-	1		
Lacrosse	-	-	-	-	-	-	1	-	-	-	-	-	-	-	1	0.1%
	Powerlifting	173	4	18	33	48	35	-	3	-	-	-	-	314	349	27%
Powerlifting	Force Athletique	20	1	-	1	-	2	-	-	1	-	-	-	25		
	Bench Press	8	-	-	1	1	-	-	-	-	-	-	-	10		
Sambo	-	8	-	-	3	4	-	-	-	-	-	-	-	-	15	1.2%
Sleddog	-	-	-	-	-	-	-	-	-	1	-	-	-	-	1	0.1%
Sport Fishing	Sport Fishing	-	-	-	1	-	-	-	-	-	-	-	-	1	2	0.2%
	Fresh Water Sport Fishing	-	-	-	-	1	-	-	-	-	-	-	-	1		
TOTAL PER DRUG CLASS		801	11	22	127	215	83	0	18	2	1	0	1	1281		
% of Drug Class		63%	1%	2%	10%	17%	6%	0%	1%	0.2%	0.1%	0%	0.1%			

* The Adverse Analytical Findings (AAFs) in this report are not to be confused with adjudicated or sanctioned Anti-Doping Rule Violations (ADRVs), as the figures given in this report may contain findings that underwent the Therapeutic Use Exemption (TUE) approval process or multiple findings on the same Athlete. This data details the number of occurrences of AAFs and therefore multiple AAFs may be linked to the same Sample.

2018 Anti-Doping Testing Figures
Samples Analyzed and Reported by Accredited Laboratories in ADAMS

Table 110: Total AAFs* per Drug Class as Reported in IPC Sports

Sports	Discipline	Anabolic Agents	Peptide Hormones, Growth Factors and Related Substances	Beta-2 Agonists	Hormone and Metabolic Modulators	Diuretics and Other Masking Agents	Stimulants	Narcotics	Cannabinoids	Glucocortico- steroids	Beta-Blockers	Enhancement of Oxygen Transfer	Chemical and Physical Manipulation	sub total	Total Findings per Sport	% of total Findings
		S1.	S2.	S3.	S4.	S5.	S6.	S7.	S8.	S9.	P1.	M1.	M2.			
Para-Alpine Skiing	-	-	-	-	-	10	2	-	-	-	-	-	-	-	12	11.7%
	Sprint 400m or less	3	-	1	4	5	3	-	-	1	-	-	-	17		
	Middle Distance 800-1500m	-	-	1	1	4	-	-	-	-	-	-	-	6		
Para-Athletics	Throws	2	-	-	-	3	-	-	-	-	-	-	-	5	32	31.1%
	Jumps	-	-	-	-	-	1	-	1	-	-	-	-	2		
	Long Distance 3000m and greater	-	-	-	2	-	-	-	-	-	-	-	-	2		
Para-Biathlon	-	-	-	-	-	1	-	-	-	-	-	-	-	-	1	1.0%
	Sprint/Short Distance	-	-	-	-	1	-	-	-	-	-	-	-	1	2	1.9%
	Middle/Long Distance	1	-	-	-	-	-	-	-	-	-	-	-	1		
Para-Ice Hockey	-	1	-	-	-	2	-	1	3	-	-	-	-	-	7	6.8%
Para-Powerlifting	-	17	-	-	5	4	1	-	-	-	-	-	-	-	27	26.2%
Para-Snowboard	-	-	-	-	-	-	-	3	-	-	-	-	-	-	3	2.9%
	Sprint 100m or less	-	-	-	-	-	7	-	-	2	-	-	-	9	17	16.5%
	Middle Distance 200-400m	1	-	-	-	3	2	-	-	2	-	-	-	8		
Shooting Para Sport	-	-	-	-	-	2	-	-	-	-	-	-	-	-	2	1.9%
TOTAL PER DRUG CLASS		25	0	2	12	35	16	4	4	5	0	0	0	103		
% of Drug Class		24%	0%	2%	12%	34%	16%	4%	4%	5%	0%	0%	0%			

* The Adverse Analytical Findings (AAFs) in this report are not to be confused with adjudicated or sanctioned Anti-Doping Rule Violations (ADRVs), as the figures given in this report may contain findings that underwent the Therapeutic Use Exemption (TUE) approval process or multiple findings on the same Athlete. This data details the number of occurrences of AAFs and therefore multiple AAFs may be linked to the same Sample.

2018 Anti-Doping Testing Figures
Samples Analyzed and Reported by Accredited Laboratories in ADAMS

Table 111: Total AAFs* per Drug Class as Reported in Sports for Athletes with an Impairment

Sports	Discipline	Anabolic Agents	Peptide Hormones, Growth Factors and Related Substances	Beta-2 Agonists	Hormone and Metabolic Modulators	Diuretics and Other Masking Agents	Stimulants	Narcotics	Cannabinoids	Glucocortico- steroids	Beta-Blockers	Enhancement of Oxygen Transfer	Chemical and Physical Manipulation	sub total	Total Findings per Sport	% of total Findings
		S1.	S2.	S3.	S4.	S5.	S6.	S7.	S8.	S9.	P1.	M1.	M2.			
Aquatics	CISS Swimming Sprint 100m or less	1	-	-	-	-	-	-	-	-	-	-	-	-	1	1.1%
Archery	Para-Archery	-	-	-	-	11	-	-	-	-	2	-	-	-	13	13.8%
Arm Wrestling	Para-Arm Wrestling	-	-	-	-	1	-	-	-	-	-	-	-	-	1	1.1%
Athletics	CISS Long Distance 3000m and greater	-	-	-	-	-	-	-	-	2	-	-	-	2	5	5.3%
	INAS Throws	2	-	-	-	-	-	-	-	-	-	-	-	2		
	INAS Sprint 400m or less	-	-	-	-	1	-	-	-	-	-	-	-	1		
Badminton	Para-Badminton**	-	-	-	1	-	1	1	1	1	-	-	-	-	5	5.3%
Basketball	Wheelchair Basketball	-	-	1	1	1	1	1	-	-	-	-	-	-	5	5.3%
Boccia	Para-Boccia	-	-	-	-	2	-	-	-	-	-	-	-	-	2	2.1%
Canoe/Kayak	Para-Canoe Sprint**	-	-	-	-	-	-	1	-	-	-	-	-	-	1	1.1%
Curling	Wheelchair Curling	-	-	-	1	-	-	-	-	-	-	-	-	-	1	1.1%
Cycling	Para-Cycling Road**	5	-	-	1	3	6	-	-	-	-	-	-	15	19	20.2%
	Para-Cycling Track Endurance**	-	-	-	-	-	2	-	-	-	-	-	-	2		
	Para-Cycling Track Sprint**	-	-	-	-	-	1	-	1	-	-	-	-	1		
	CISS Cycling Road	-	-	-	1	-	-	-	-	-	-	-	-	1		
Equestrian	Para-Equestrian	-	-	-	-	-	1	-	-	-	-	-	-	-	1	1.1%
Fencing	Wheelchair Fencing	-	-	-	-	-	1	-	-	1	-	-	-	-	2	2.1%
Field Hockey	IWAS Powerchair Hockey	-	-	-	-	1	-	-	-	-	-	-	-	-	1	1.1%
Football	INAS Futsal	-	-	-	-	1	-	-	-	-	-	-	-	-	1	1.1%
Football 5-a-Side	Para-Football 5-a-side	-	-	-	-	4	-	-	-	-	-	-	-	-	4	4.3%
Football 7-a-Side	Para-Football 7-a-side	-	-	-	-	1	-	-	-	-	-	-	-	-	1	1.1%
Goalball	-	-	-	-	-	2	-	-	-	-	-	-	-	-	2	2.1%
Handball	CISS Handball	1	-	-	-	-	-	-	-	-	-	-	-	-	1	1.1%
Judo	Para-Judo**	1	-	-	-	2	-	-	1	-	-	-	-	-	4	4.3%
Powerlifting	IBSA Powerlifting	-	-	-	-	1	-	-	-	-	-	-	-	-	1	1.1%
Rowing	Para-Rowing**	-	-	3	-	-	2	-	-	-	-	-	-	-	5	5.3%
Other Rugby	Wheelchair Rugby	2	-	-	1	-	-	-	-	-	-	-	-	-	3	3.2%
Sailing	Para-Sailing	-	-	-	-	2	-	1	-	-	-	-	-	-	3	3.2%
Showdown	-	-	-	-	-	1	-	-	-	-	-	-	-	-	1	1.1%
Sitting Volleyball	-	-	-	-	-	2	-	-	-	-	-	-	-	-	2	2.1%
Sport Climbing	Para-Climbing	-	-	-	-	1	1	-	-	-	-	-	-	-	2	2.1%
Table Tennis	Para-Table Tennis**	1	-	-	-	1	-	-	-	-	-	-	-	-	2	2.1%
Taekwondo	Para-Taekwondo-Kyorugi**	-	-	1	-	1	-	-	-	2	-	-	-	-	4	4.3%
Tennis	Wheelchair Tennis**	-	-	-	-	1	-	-	-	-	-	-	-	-	1	1.1%
TOTAL PER DRUG CLASS		13	0	5	6	40	16	4	2	6	2	0	0	94		
% of Drug Class		14%	0%	5%	6%	43%	17%	4%	2%	6%	2%	0%	0%			

* The Adverse Analytical Findings (AAFs) in this report are not to be confused with adjudicated or sanctioned Anti-Doping Rule Violations (ADRVs), as the figures given in this report may contain findings that underwent the Therapeutic Use Exemption (TUE) approval process or multiple findings on the same Athlete. This data details the number of occurrences of AAFs and therefore multiple AAFs may be linked to the same Sample.

** Sports and disciplines under the governance of the respective ASOIF and AIOWF IFs.

2018 Anti-Doping Testing Figures
Samples Analyzed and Reported by Accredited Laboratories in ADAMS

Table 112: Total AAFs* per Drug Class in Other Sports - Code Signatories and Other Sports

Sports	Discipline	Anabolic Agents	Peptide Hormones, Growth Factors and Related Substances	Beta-2 Agonists	Hormone and Metabolic Modulators	Diuretics and Other Masking Agents	Stimulants	Narcotics	Cannabinoids	Glucocorticosteroids	Beta-Blockers	Enhancement of Oxygen Transfer	Chemical and Physical Manipulation	Sub total	Total Findings per Sport	% of total Findings
		S1.	S2.	S3.	S4.	S5.	S6.	S7.	S8.	S9.	P1.	M1.	M2.			
DanceSport	WDC DanceSport	-	-	-	1	-	-	-	-	-	-	-	-	-	1	2.8%
Kettlebell Lifting	-	1	-	-	1	-	2	-	-	-	-	-	-	-	4	11.1%
Kurash	-	-	-	-	1	-	-	-	-	-	-	-	-	-	1	2.8%
Rugby League	-	4	-	1	1	1	3	-	3	1	-	-	-	-	14	38.9%
Triathlon	Ironman	6	4	3	-	-	1	-	-	2	-	-	-	-	16	44.4%
TOTAL PER DRUG CLASS		11	4	4	4	1	6	0	3	3	0	0	0		36	
% of Drug Class		31%	11%	11%	11%	3%	17%	0%	8%	8%	0%	0%	0%			

Table 113: Total AAFs* per Drug Class in Other Sports

Sports	Discipline	Anabolic Agents	Peptide Hormones, Growth Factors and Related Substances	Beta-2 Agonists	Hormone and Metabolic Modulators	Diuretics and Other Masking Agents	Stimulants	Narcotics	Cannabinoids	Glucocorticosteroids	Beta-Blockers	Enhancement of Oxygen Transfer	Chemical and Physical Manipulation	Sub total	Total Findings per Sport	% of total Findings
		S1.	S2.	S3.	S4.	S5.	S6.	S7.	S8.	S9.	P1.	M1.	M2.			
American Football	University	1	-	4	-	-	6	-	1	1	-	-	-	-	13	3.4%
Athletics	College Cross Country	1	-	-	-	-	-	-	-	-	-	-	-	1	3	0.8%
	University Throws	-	-	-	-	-	1	-	-	-	-	-	-	1		
	University Middle Distance 800-1500m	-	-	-	-	-	1	-	-	-	-	-	-	1		
Australian Rules Football	-	1	-	-	-	-	1	-	-	-	-	-	-	-	2	0.5%
Baseball	Professional Baseball	1	-	-	-	2	-	-	-	4	-	-	-	7	8	2.1%
	University	-	-	-	-	-	1	-	-	-	-	-	-	1		
Basketball	Professional Basketball	-	-	-	1	-	-	-	-	2	-	-	-	-	3	0.8%
Basque Sports	Txinga-eroatea	-	-	1	-	-	-	-	-	-	-	-	-	1	2	0.5%
	Giza-abere probak	-	-	-	-	1	-	-	-	-	-	-	-	1		
Bodybuilding	Physique Sports	64	-	-	5	14	-	-	-	-	-	-	-	83	146	38.4%
	WNBF Natural Bodybuilding	23	-	-	4	8	-	-	2	-	-	-	-	37		
	INBA Natural Bodybuilding	11	-	-	1	1	-	1	-	-	-	-	-	14		
	CrossFit	11	-	-	-	-	-	-	-	-	-	-	-	11		
	IDFA Bodybuilding	-	-	1	-	-	-	-	-	-	-	-	-	1		
Boxing	WBC Professional Boxing	7	-	-	1	1	-	-	-	-	-	-	-	9	22	5.8%
	Professional Boxing	1	-	-	1	1	-	-	-	1	-	-	-	4		
	WBA Professional Boxing	2	-	-	1	-	1	-	-	-	-	-	-	4		
	IBO Professional Boxing	-	-	-	-	2	1	-	-	-	-	-	-	3		
	WBF Professional Boxing	-	-	-	-	1	1	-	-	-	-	-	-	2		
Course Camarguaise	-	-	-	-	-	-	-	-	-	1	-	-	-	-	1	0.3%
Football	University	-	-	-	-	-	1	-	-	-	-	-	-	-	1	0.3%
Friskis & Svettis	-	-	-	1	-	-	-	-	-	-	-	-	-	-	1	0.3%
Gaelic Games	Football	-	-	1	-	-	-	-	-	-	-	-	-	-	1	0.3%
Horse Racing	-	1	-	1	-	-	5	-	-	-	-	-	-	-	7	1.8%
Ice Hockey	University	-	-	-	-	-	6	-	-	-	-	-	-	-	6	1.6%
Jet-Ski	-	1	-	-	-	-	-	-	-	-	-	-	-	-	1	0.3%
Jiu-Jitsu	-	4	-	-	2	-	1	-	-	-	-	-	-	-	7	1.8%
Kabaddi	-	3	-	-	-	3	4	-	-	1	-	-	-	-	11	2.9%
Longue Paume	-	-	-	-	-	-	4	-	3	-	-	-	-	-	7	1.8%

* The Adverse Analytical Findings (AAFs) in this report are not to be confused with adjudicated or sanctioned Anti-Doping Rule Violations (ADRVs), as the figures given in this report may contain findings that underwent the Therapeutic Use Exemption (TUE) approval process or multiple findings on the same Athlete. This data details the number of occurrences of AAFs and therefore multiple AAFs may be linked to the same Sample.

2018 Anti-Doping Testing Figures
Samples Analyzed and Reported by Accredited Laboratories in ADAMS

Table 113: Total AAFs* per Drug Class in Other Sports - continued

Sports	Discipline	Anabolic Agents	Peptide Hormones, Growth Factors and Related Substances	Beta-2 Agonists	Hormone and Metabolic Modulators	Diuretics and Other Masking Agents	Stimulants	Narcotics	Cannabinoids	Glucocortico- steroids	Beta-Blockers	Enhancement of Oxygen Transfer	Chemical and Physical Manipulation	Sub total	Total Findings per Sport	% of total Findings
		S1.	S2.	S3.	S4.	S5.	S6.	S7.	S8.	S9.	P1.	M1.	M2.			
Mixed Martial Arts	-	55	3	2	15	12	16	-	1	-	-	-	-	-	104	27.4%
Multifunctional Training	-	2	-	-	-	-	-	-	-	-	-	-	-	-	2	0.5%
Padel	-	-	-	-	-	-	-	-	1	-	-	-	-	-	1	0.3%
Power Press	-	-	-	-	-	-	1	-	-	-	-	-	-	-	1	0.3%
Powerlifting	WDFPF Powerlifting	3	-	-	-	-	1	-	-	-	-	-	-	-	4	1.1%
School Sports	Athletics Sprint 400m or less	4	-	-	-	-	-	-	-	-	-	-	-	4	5	1.3%
	Athletics Middle Distance 800-1500m	1	-	-	-	-	-	-	-	-	-	-	-	1		
Strongman	-	1	-	-	-	-	-	-	-	-	-	-	-	-	1	0.3%
Taekwondo - AUT	-	1	-	-	-	-	-	-	-	-	-	-	-	-	1	0.3%
Traditional Archery	-	-	-	-	-	2	3	-	-	1	5	-	-	-	11	2.9%
VA'A	Outrigger (Sprint)	1	-	-	-	-	-	-	1	-	-	-	-	-	2	0.5%
Volleyball	Professional Volleyball	-	-	-	-	-	-	-	-	2	-	-	-	2	3	0.8%
	University Volleyball	1	-	-	-	-	-	-	-	-	-	-	-	1		
Wrestling	University	1	-	-	-	-	1	-	-	-	-	-	-	2	3	0.8%
	Swiss Wrestling	-	-	-	1	-	-	-	-	-	-	-	-	1		
TOTAL PER DRUG CLASS		202	3	11	32	48	56	1	9	13	5	0	0		380	
% of Drug Class		53%	1%	3%	8%	13%	15%	0.3%	2%	3%	1%	0%	0%			

* The Adverse Analytical Findings (AAFs) in this report are not to be confused with adjudicated or sanctioned Anti-Doping Rule Violations (ADRVs), as the figures given in this report may contain findings that underwent the Therapeutic Use Exemption (TUE) approval process or multiple findings on the same Athlete. This data details the number of occurrences of AAFs and therefore multiple AAFs may be linked to the same Sample.



2018 Anti-Doping Testing Figures by Testing Authority

Table of Contents

Total Samples Analyzed

- Table 1 : SUMMARY - Total Samples by Testing Authority (TA) Category
- Table 2 : Total Samples by TA Category - ASOIF member International Federations
- Table 3 : Total Samples by TA Category - AIOWF member International Federations
- Table 4 : Total Samples by TA Category - ARISF member International Federations
- Table 5 : Total Samples by TA Category - AIMS member International Federations
- Table 6 : Total Samples by TA Category - National Anti-Doping Organizations (NADOs)
- Table 7 : Total Samples by TA Category - Regional Anti-Doping Organizations (RADOs)
- Table 8 : Total Samples by TA Category - Other ADOs which are Code Signatories
- Table 9 : Total Samples by TA Category - Other Sport Organizations (Non-Code Signatories)

Tests Conducted

- Table 10 : GC/C/IRMS Tests Conducted per Testing Authority for Markers of the Steroid Profile
- Table 11 : ESA Tests Conducted per Testing Authority (Urine)
- Table 12 : ESA Tests Conducted per Testing Authority (Blood)
- Table 13 : GHRF (GHS/GHRP) Tests Conducted per Testing Authority (Urine)
- Table 14 : GHRF (GHRH) Tests Conducted per Testing Authority (Urine)
- Table 15 : GnRH Tests Conducted per Testing Authority (Urine)
- Table 16 : Insulin Tests Conducted per Testing Authority (Urine and Blood)
- Table 17 : IGF-1 Analogs Tests Conducted per Testing Authority (Urine and Blood)
- Table 18 : hGH Isoforms Tests Conducted per Testing Authority (Blood)
- Table 19 : hGH Biomarkers Tests Conducted per Testing Authority (Blood)
- Table 20 : HBOC Tests Conducted per Testing Authority (Blood)
- Table 21 : HBT (Transfusion) Tests Conducted per Testing Authority (Blood)

Sports Governed by ASOIF IFs:

- Table 22 : ASOIF Sport - Aquatics
- Table 23 : ASOIF Sport - Archery
- Table 24 : ASOIF Sport - Athletics
- Table 25 : ASOIF Sport - Badminton
- Table 26 : ASOIF Sport - Basketball
- Table 27 : ASOIF Sport - Boxing
- Table 28 : ASOIF Sport - Canoe / Kayak
- Table 29 : ASOIF Sport - Cycling
- Table 30 : ASOIF Sport - Equestrian Sports
- Table 31 : ASOIF Sport - Fencing
- Table 32 : ASOIF Sport - Field Hockey
- Table 33 : ASOIF Sport - Football
- Table 34 : ASOIF Sport - Golf
- Table 35 : ASOIF Sport - Gymnastics
- Table 36 : ASOIF Sport - Handball
- Table 37 : ASOIF Sport - Judo

Table of Contents

Table 38 : ASOIF Sport - Modern Pentathlon

Table 39 : ASOIF Sport - Rowing

Table 40 : ASOIF Sport - Rugby Union

Table 41 : ASOIF Sport - Sailing

Table 42 : ASOIF Sport - Shooting

Table 43 : ASOIF Sport - Table Tennis

Table 44 : ASOIF Sport - Taekwondo

Table 45 : ASOIF Sport - Tennis

Table 46 : ASOIF Sport - Triathlon

Table 47 : ASOIF Sport - Volleyball

Table 48 : ASOIF Sport - Weightlifting

Table 49 : ASOIF Sport - Wrestling

Sports Governed by AIOWF IFs:

Table 50 : AIOWF Sport - Biathlon

Table 51 : AIOWF Sport - Bobsleigh

Table 52 : AIOWF Sport - Curling

Table 53 : AIOWF Sport - Ice Hockey

Table 54 : AIOWF Sport - Luge

Table 55 : AIOWF Sport - Skating

Table 56 : AIOWF Sport - Skiing

Sports Governed by ARISF IFs:

Table 57 : ARISF Sport - Air Sports

Table 58 : ARISF Sport - American Football

Table 59 : ARISF Sport - Automobile

Table 60 : ARISF Sport - Bandy

Table 61 : ARISF Sport - Baseball

Table 62 : ARISF Sport - Basque Pelota

Table 63 : ARISF Sport - Billiards Sports

Table 64 : ARISF Sport - Boules Sports

Table 65 : ARISF Sport - Bowling

Table 66 : ARISF Sport - Bridge

Table 67 : AIMS Sport - Cheer

Table 68 : ARISF Sport - Chess

Table 69 : ARISF Sport - Cricket

Table 70 : ARISF Sport - DanceSport

Table 71 : ARISF Sport - Floorball

Table 72 : ARISF Sport - Flying Disc

Table 73 : ARISF Sport - Karate

Table 74 : ARISF Sport - Korfbal

Table 75 : ARISF Sport - Life Saving

Table of Contents

Table 76	: ARISF Sport - Motorcycle Racing
Table 77	: ARISF Sport - Mountaineering and Climbing
Table 78	: AIMS Sport - Muaythai
Table 79	: ARISF Sport - Netball
Table 80	: ARISF Sport - Orienteering
Table 81	: ARISF Sport - Polo
Table 82	: ARISF Sport - Powerboating
Table 83	: ARISF Sport - Racquetball
Table 84	: ARISF Sport - Roller Sports
Table 85	: ARISF Sport - Ski Mountaineering
Table 86	: ARISF Sport - Softball
Table 87	: ARISF Sport - Sport Climbing
Table 88	: ARISF Sport - Squash
Table 89	: ARISF Sport - Sumo
Table 90	: ARISF Sport - Surfing
Table 91	: ARISF Sport - Tug of War
Table 92	: ARISF Sport - Underwater Sports
Table 93	: ARISF Sport - Water Skiing
Table 94	: ARISF Sport - Wushu

Sports Governed by AIMS IFs:

Table 95	: AIMS Sport - Aikido
Table 96	: AIMS Sport - Arm Wrestling
Table 97	: AIMS Sport - Bodybuilding
Table 98	: AIMS Sport - Casting
Table 99	: AIMS Sport - Darts
Table 100	: AIMS Sport - Dragon Boat
Table 101	: AIMS Sport - Draughts
Table 102	: AIMS Sport - Fistball
Table 103	: AIMS Sport - Go
Table 104	: AIMS Sport - Icestocksport
Table 105	: AIMS Sport - Ju-Jitsu
Table 106	: AIMS Sport - Kendo
Table 107	: AIMS Sport - Kickboxing
Table 108	: AIMS Sport - Lacrosse
Table 109	: AIMS Sport - Minigolf
Table 110	: AIMS Sport - Powerlifting
Table 111	: AIMS Sport - Sambo
Table 112	: AIMS Sport - Savate
Table 113	: AIMS Sport - Sepaktakraw
Table 114	: AIMS Sport - Sleddog
Table 115	: AIMS Sport - Soft Tennis
Table 116	: AIMS Sport - Sport Fishing

Table of Contents

Sports Governed by the IPC:

- Table 117 : IPC Sport - Para-Swimming
- Table 118 : IPC Sport - Para-Athletics and Athletics
- Table 119 : IPC Sport - Para-Biathlon
- Table 120 : IPC Sport - Para-DanceSport
- Table 121 : IPC Sport - Para-Ice Hockey
- Table 122 : IPC Sport - Para-Powerlifting and Powerlifting
- Table 123 : IPC Sport - Shooting Para Sport
- Table 124 : IPC Sport - Para-Alpine Skiing
- Table 125 : IPC Sport - Para-Cross Country
- Table 126 : IPC Sport - Para-Snowboard

Sports for Athletes with an Impairment

- Table 127 : Sports for Athletes with an Impairment - Aquatics (CISS, INAS)
- Table 128 : Sports for Athletes with an Impairment - Archery (Para-Archery)
- Table 129 : Sports for Athletes with an Impairment - Arm Wrestling (Para-Arm Wrestling)
- Table 130 : Sports for Athletes with an Impairment - Athletics (CISS, IBSA, INAS)
- Table 131 : Sports for Athletes with an Impairment - Badminton (Para-Badminton, CISS)
- Table 132 : Sports for Athletes with an Impairment - Basketball (Wheelchair, CISS, INAS-FID)
- Table 133 : Sports for Athletes with an Impairment - Bobsleigh (Para-Bobsleigh)
- Table 134 : Sports for Athletes with an Impairment - Boccia (Para-Boccia)
- Table 135 : Sports for Athletes with an Impairment - Bowling (CISS, IBSA)
- Table 136 : Sports for Athletes with an Impairment - Canoe / Kayak (Para-Canoe Sprint)
- Table 137 : Sports for Athletes with an Impairment - CP Football
- Table 138 : Sports for Athletes with an Impairment - Curling (Wheelchair, CISS)
- Table 139 : Sports for Athletes with an Impairment - Cycling (Para-Cycling, INAS, CISS)
- Table 140 : Sports for Athletes with an Impairment - Equestrian (Para-Equestrian)
- Table 141 : Sports for Athletes with an Impairment - Fencing (Wheelchair)
- Table 142 : Sports for Athletes with an Impairment - Field Hockey (Para-Field Hockey)
- Table 143 : Sports for Athletes with an Impairment - Football (CISS, INAS)
- Table 144 : Sports for Athletes with an Impairment - Football 5-a-Side (Para-Football 5-a-Side)
- Table 145 : Sports for Athletes with an Impairment - Football 7-a-Side (Para-Football 7-a-Side)
- Table 146 : Sports for Athletes with an Impairment - Goalball
- Table 147 : Sports for Athletes with an Impairment - Handball (Para-Handball, CISS)
- Table 148 : Sports for Athletes with an Impairment - Judo (Para-Judo, CISS, INAS)
- Table 149 : Sports for Athletes with an Impairment - Luge (Para-Luge)
- Table 150 : Sports for Athletes with an Impairment - Para-Bowling
- Table 151 : Sports for Athletes with an Impairment - Para-Bowls
- Table 152 : Sports for Athletes with an Impairment - Powerlifting (IBSA)
- Table 153 : Sports for Athletes with an Impairment - Rowing (Para-Rowing)
- Table 154 : Sports for Athletes with an Impairment - Rugby (Wheelchair)
- Table 155 : Sports for Athletes with an Impairment - Sailing (Para-Sailing)

Table of Contents

- Table 156 : Sports for Athletes with an Impairment - Showdown
- Table 157 : Sports for Athletes with an Impairment - Sitting Volleyball
- Table 158 : Sports for Athletes with an Impairment - Skiing (CISS)
- Table 159 : Sports for Athletes with an Impairment - Sport Climbing (Para-Climbing)
- Table 160 : Sports for Athletes with an Impairment - Table Tennis (Para-Table Tennis, CISS, INAS)
- Table 161 : Sports for Athletes with an Impairment - Taekwondo (Para-Taekwondo, CISS)
- Table 162 : Sports for Athletes with an Impairment - Tennis (Para-Tennis, Wheelchair, CISS, INAS)
- Table 163 : Sports for Athletes with an Impairment - Triathlon (Para-Triathlon)
- Table 164 : Sports for Athletes with an Impairment - Volleyball (CISS)
- Table 165 : Sports for Athletes with an Impairment - Waterskiing
- Table 166 : Sports for Athletes with an Impairment - Wrestling (CISS)

Other Sports - Code Signatories

- Table 167 : Other Sports - Code Signatories - Bowls
- Table 168 : Other Sports - Code Signatories - WDC DanceSport
- Table 169 : Other Sports - Code Signatories - Electronic Sports
- Table 170 : Other Sports - Code Signatories - Karate (Shinkyokushin WKO)
- Table 171 : Other Sports - Code Signatories - Kettlebell Lifting
- Table 172 : Other Sports - Code Signatories - Kurash
- Table 173 : Other Sports - Code Signatories - Pole Sports
- Table 174 : Other Sports - Code Signatories - Rugby League
- Table 175 : Other Sports - Code Signatories - ITF Taekwondo
- Table 176 : Other Sports - Code Signatories - Ironman Triathlon

Terms and Abbreviations

IC	In-Competition
OOO	Out-of-Competition
Sample	Any biological material collected for the purposes of Doping Control*
AAF	Adverse Analytical Finding
ATF	Atypical Finding
GC/C/IRMS	Gas Chromatograph/Carbon/Isotope Ratio Mass Spectrometry (e.g."IRMS")
ESA	Erythropoiesis Stimulating Agent**
hGH	Human Growth Hormone Isoform Differential Immunoassays
hGH Biomarkers	Human Growth Hormone Biomarkers
GHRF (GHS/GHRP)	Growth Hormone Releasing Factors (Growth Hormone Secretagogues/GH-Releasing Peptides)
GHRF (GHRH)	Growth Hormone Releasing Factors (Growth Hormone Releasing Hormone)
GnRH	Gonadotrophin Releasing Hormones
HBT	Homologous Blood Transfusion
HBOC	Haemoglobin Based Oxygen Carrier
IGF-I	Insulin-like Growth Factor-I (and its analogues)
ABP	Athlete Biological Passport
IOC	International Olympic Committee
ASOIF	Association of Summer Olympic International Federations
AIOWF	Association of International Olympic Winter Sports Federations
ARISF	Association of IOC Recognized International Sports Federations
AIMS	Alliance of Independent Recognized Members of Sport
ADO	Anti-Doping Organization
NADO	National Anti-Doping Organization
RADO	Regional Anti-Doping Organization
NOC	National Olympic Committee
MEO	Major Event Organization
IF	International Federation
NF	National Federation
IPC	International Paralympic Committee***
ADAMS	Anti-Doping Administration and Management System
TA	Testing Authority
SCA	Sample Collection Authority
-	a "dash" represents "0" (no data) in tables compiling the number of Samples, ATFs or AAFs
(R)	A discipline which is discontinued in ADAMS based on request of the governing IF, being an event under an existing discipline or being no longer necessary for administrative purposes

* Biological material limited to urine and blood in this report

** Including recombinant erythropoietins (i.e. epoetins) and their analogues (e.g. darbepoetin, pegserpoetin, peginesatide, CERA, EPO-Fc)

*** Limited to sports/disciplines under the governance of the IPC (others are compiled under the category "Sports for Athletes with an Impairment").

This report compiles data as recorded in ADAMS on 08 April 2019 (plus supplemental data after Stakeholder consultation)

Report Notes

RADOs

A number of countries (including those without National Anti-Doping Organizations (NADOs) testing programs) conduct part or all of their testing program through their respective Regional Anti-Doping Organizations (RADOs). Their testing figures are incorporated in the RADO testing figures. The countries involved with RADOs are listed below.

Zone	Participating Countries
Africa	
Africa Zone I RADO	Algeria, Libya, Mauritania, Morocco and Tunisia
Africa Zone II & III RADO	Benin, Burkina Faso, Cape Verde, Côte d'Ivoire, Guinea, Guinea Bissau, Mali, Niger, Senegal and Togo
Central Africa RADO (previously Africa Zone IV RADO)	Cameroon, Congo, Democratic Republic of Congo, Equatorial Guinea and Gabon
Africa Zone V RADO	Burundi, Egypt, Eritrea, Ethiopia, Kenya, Rwanda, Sudan, Tanzania and Uganda
Africa Zone VI RADO	Angola, Botswana, Ghana, Lesotho, Malawi, Mozambique, Namibia, South Africa, Swaziland, Zambia and Zimbabwe
Indian Ocean RADO	Comoros, Djibouti, Madagascar, Mauritius and Seychelles
Americas	
Caribbean RADO	Antigua and Barbuda, Aruba, Barbados, Bonaire, British Virgin Islands, Cayman Islands, Curaçao, Dominica, Grenada, Guyana, St. Kitts and Nevis, St. Lucia, St. Vincent and the Grenadines, Suriname, Trinidad and Tobago, Turks and Caicos and United States Virgin Islands
Central America RADO	Belize, Costa Rica, Guatemala, Honduras, Nicaragua and Panama
South America RADO	Bolivia, Ecuador, Paraguay and Peru
Asia	
Central Asia RADO	Afghanistan, Kazakhstan, Kyrgyzstan, Mongolia, Pakistan, Tajikistan, Turkmenistan and Uzbekistan
Gulf States and Yemen RADO	Bahrain, Kuwait, Oman, Qatar, Saudi Arabia, United Arab Emirates and Yemen
South Asia RADO	Bangladesh, Bhutan, Maldives, Nepal and Sri Lanka
South East Asia RADO	Brunei Darussalam, Cambodia, Indonesia, Laos, Malaysia, Myanmar, Philippines, Singapore, Thailand, Timor-Lest and Vietnam
West Asia RADO	Iraq, Jordan, Lebanon, Palestine and Syria
Europe	
Eastern Europe RADO	Albania, Armenia, Bosnia & Herzegovina, Georgia, Kosovo, Macedonia, Moldova and Montenegro
Oceania	
Oceania RADO	American Samoa, Cook Islands, Federated States of Micronesia, Fiji, French Polynesia, Guam, Marshall Islands, New Caledonia, Palau, Papua New Guinea, Samoa, Solomon Islands, Tonga, Tuvalu and Vanuatu

Table 1: SUMMARY

Total Samples by Testing Authority* (TA) Category

Testing Authority Category	N° of TAs	Urine		Blood		Total Samples	% of total
		Samples	%AAF	Samples	% AAF		
National Anti-Doping Organization	117	160,019	1.20%	15,255	0.08%	175,274	67%
ASOIF member International Federation	28	37,525	0.70%	5,970	0.10%	43,495	17%
Other Sport Organization**	178	20,780	1.45%	776	-	21,556	8%
Other Sport Organizations - Code Signatories	31	10,297	1.01%	1,434	0.14%	11,731	4%
AIOWF member International Federation	7	4,316	0.19%	885	0.11%	5,201	2%
ARISF member International Federation	37	2,782	0.83%	59	-	2,841	1%
Regional Anti-Doping Organization	16	1,884	1.43%	1	-	1,885	0.7%
AIMS member International Federation	21	1,421	6.69%	115	-	1,536	0.6%
TOTALS	435	239,024		24,495		263,519	

IC and OOC Samples by Testing Authority* (TA) Category

Testing Authority Category	Urine				Blood			
	IC		OOC		IC		OOC	
	Samples	% AAF	Samples	% AAF	Samples	% AAF	Samples	% AAF
National Anti-Doping Organization	79,095	1.88%	80,924	0.54%	3,199	0.22%	12,056	0.04%
ASOIF member International Federation	22,201	0.89%	15,324	0.43%	1,799	0.33%	4,171	-
Other Sport Organization**	17,832	1.50%	2,948	1.50%	364	-	412	-
Other Sport Organizations - Code Signatories	7,047	1.15%	3,250	0.71%	565	-	869	0.23%
AIOWF member International Federation	2,336	0.21%	1,980	0.15%	82	-	803	0.12%
ARISF member International Federation	2,031	1.13%	751	-	29	-	30	-
Regional Anti-Doping Organization	504	1.19%	1,380	1.52%	-	-	1	-
AIMS member International Federation	918	8.17%	503	3.98%	35	-	80	-
	131,964		107,060		6,073		18,422	

* Testing Authority (TA) names appear in this report as entered by the respective Anti-Doping Organizations (ADOs) in ADAMS

** Non-Code Signatories

2018 Anti-Doping Testing Figures
Samples Analyzed and Reported by Accredited Laboratories in ADAMS

Table 2: Total Samples by TA Category - ASOIF member International Federations

ASOIF member International Federations	ADAMS ADO Code	Urine						Blood						Total		
		Samples	IC ATF	AAF	Samples	OOB ATF	AAF	Samples	IC ATF	AAF	Samples	OOB ATF	AAF	Samples	% ATF	% AAF
International Cycling Union	UCI	4827	2	50	3695	3	10	548	4	6	539	1	-	9609	0.1%	0.7%
International Tennis Federation	ITF	3635	-	30	1092	-	6	92	-	-	883	1	-	5702	0.0%	0.6%
IAAF - Athletics Integrity Unit	IAAF - AIU	2728	8	15	2434	4	6	10	-	-	448	1	-	5620	0.2%	0.4%
International Swimming Federation	FINA	784	-	8	2272	1	6	61	-	-	369	-	-	3486	0.0%	0.4%
International Weightlifting Federation	IWF	1136	1	18	1473	-	27	407	-	-	222	-	-	3238	0.0%	1.4%
International Federation of Football Associations	FIFA	626	-	1	923	4	-	324	-	-	920	-	-	2793	0.1%	0.0%
World Rugby	World Rugby	765	-	2	1205	-	5	10	-	-	256	-	-	2236	-	0.3%
Badminton World Federation	BWF	566	-	2	392	1	-	-	-	-	203	-	-	1161	0.1%	0.2%
International Triathlon Union	ITU	907	-	11	84	1	-	46	-	-	54	-	-	1091	0.1%	1.0%
United World Wrestling	UWW	731	-	5	219	-	1	58	-	-	29	-	-	1037	-	0.6%
World Taekwondo	WT	738	-	4	128	-	-	35	-	-	-	-	-	901	-	0.4%
International Judo Federation	IJF	714	-	8	155	-	1	-	-	-	-	-	-	869	-	1.0%
International Basketball Federation	FIBA	604	-	13	108	-	-	26	-	-	24	-	-	762	-	1.7%
International Volleyball Federation	FIVB	433	-	-	110	-	-	88	-	-	103	-	-	734	-	-
International Shooting Sport Federation	ISSF	548	-	8	10	-	-	-	-	-	-	-	-	558	-	1.4%
International Gymnastics Federation	FIG	384	-	-	97	-	-	22	-	-	21	-	-	524	-	-
International Boxing Association	AIBA	382	-	1	127	-	2	12	-	-	-	-	-	521	-	0.6%
International Fencing Federation	FIE	370	-	-	126	-	-	16	-	-	-	-	-	512	-	-
International Canoe Federation	ICF	184	-	1	130	-	-	6	-	-	46	-	-	366	-	0.3%
International Rowing Federation	FISA	152	-	3	145	-	-	-	-	-	35	-	-	332	-	0.9%
International Equestrian Federation	FEI	184	-	2	70	-	-	-	-	-	-	-	-	254	-	0.8%
World Archery Federation	WA	170	-	4	74	-	1	-	-	-	-	-	-	244	-	2.0%
International Handball Federation	IHF	202	-	2	13	-	-	14	-	-	-	-	-	229	-	0.9%
International Hockey Federation	FIH	122	-	9	62	-	-	22	-	-	-	-	-	206	-	4.4%
International Modern Pentathlon Union	UIPM	136	-	-	54	-	-	-	-	-	4	-	-	194	-	-
International Table Tennis Federation	ITTF	64	-	-	66	-	1	2	-	-	9	-	-	141	-	0.7%
World Sailing	WS	82	-	1	49	-	-	-	-	-	6	-	-	137	-	0.7%
International Golf Federation	IGF	27	-	-	11	-	-	-	-	-	-	-	-	38	-	-
		22,201	11	198	15,324	14	66	1,799	4	6	4,171	3	-	43,495	0.1%	0.6%

Table 3: Total Samples by TA Category - AIOWF member International Federations

AIOWF member International Federations	ADAMS ADO Code	Urine						Blood						Total		
		Samples	IC ATF	AAF	Samples	OOB ATF	AAF	Samples	IC ATF	AAF	Samples	OOB ATF	AAF	Samples	% ATF	% AAF
International Ski Federation	FIS	501	-	-	753	-	1	7	-	-	275	-	1	1536	-	0.1%
International Biathlon Union	IBU	338	-	-	532	-	-	28	-	-	474	-	-	1372	-	-
International Skating Union	ISU	647	-	1	303	-	-	20	-	-	3	-	-	973	-	0.1%
International Ice Hockey Federation	IIHF	562	1	1	95	-	1	21	-	-	24	-	-	702	0.1%	0.3%
International Bobsleigh and Skeleton Federation	IBSF	187	-	2	103	-	-	6	-	-	27	-	-	323	-	0.6%
International Luge Federation	FIL	57	-	1	117	-	-	-	-	-	-	-	-	174	-	0.6%
World Curling Federation	WCF	44	-	-	77	-	1	-	-	-	-	-	-	121	-	0.8%
		2,336	1	5	1,980	-	3	82	-	-	803	-	1	5,201	0.0%	0.2%

2018 Anti-Doping Testing Figures
Samples Analyzed and Reported by Accredited Laboratories in ADAMS

Table 4: Total Samples by TA Category - ARISF member International Federations

ARISF member International Federations	ADAMS ADO Code	Samples	Urine						Blood						Total		
			IC ATF	AAF	Samples	OOC ATF	AAF	Samples	IC ATF	AAF	Samples	OOC ATF	AAF	Samples	% ATF	% AAF	
International Cricket Council	ICC	184	-	1	277	-	-	-	-	-	17	-	-	478	-	0.2%	
World Karate Federation	WKF	150	-	-	67	-	-	-	-	-	-	-	-	217	-	-	
International Motorcycling Federation	FIM	151	-	4	34	-	-	5	-	-	-	-	-	190	-	2.1%	
World Skate	WSK	154	-	-	26	-	-	1	-	-	-	-	-	181	-	-	
International Federation of Sport Climbing	IFSC	134	-	2	18	-	-	-	-	-	4	-	-	156	-	1.3%	
World Baseball Softball Confederation	WBSC	122	1	-	12	-	-	-	-	-	-	-	-	134	0.7%	-	
World Underwater Federation	CMAS	103	-	1	31	-	-	-	-	-	-	-	-	134	-	0.7%	
International Automobile Federation	FIA	107	-	1	24	-	-	-	-	-	-	-	-	131	-	0.8%	
World DanceSport Federation	WDSF	96	-	1	15	-	-	10	-	-	-	-	-	121	-	0.8%	
International Floorball Federation	IFF	60	-	1	37	-	-	-	-	-	2	-	-	99	-	1.0%	
International Surfing Association	ISA	75	-	-	12	-	-	-	-	-	-	-	-	87	-	-	
International Orienteering Federation	IOF	64	-	-	9	-	-	5	-	-	-	-	-	78	-	-	
International Waterski & Wakeboard Federation	IWWF	53	1	-	16	1	-	-	-	-	-	-	-	69	2.9%	-	
International Federation of Muaythai Amateur	IFMA	48	-	1	18	-	-	1	-	-	-	-	-	67	-	1.5%	
World Squash Federation	WSF	35	-	2	30	-	-	-	-	-	-	-	-	65	-	3.1%	
International Ski Mountaineering Federation	ISMF	39	-	-	23	-	-	-	-	-	2	-	-	64	-	-	
International Life Saving Federation	ILSF	45	-	-	14	-	-	2	-	-	-	-	-	61	-	-	
International Climbing and Mountaineering Federation	UIAA	47	-	-	6	-	-	-	-	-	-	-	-	53	-	-	
International Powerboating Federation	UIM	31	-	1	18	-	-	1	-	-	2	-	-	52	-	1.9%	
International Federation of Bandy	FIB	44	-	-	5	-	-	2	-	-	-	-	-	51	-	-	
International Wushu Federation	IWUF	29	1	5	16	-	-	-	-	-	-	-	-	45	2.2%	11.1%	
International Sumo Federation	IFS-Sumo	30	-	-	13	-	-	-	-	-	-	-	-	43	-	-	
International Cheer Union	ICU	27	-	1	8	-	-	-	-	-	-	-	-	35	-	2.9%	
International Korfball Federation	IKF	28	-	-	2	-	-	-	-	-	3	-	-	33	-	-	
World Air Sports Federation	FAI	26	-	-	6	-	-	-	-	-	-	-	-	32	-	-	
International Federation of Pelota Vasca	FIPV	25	-	-	-	-	-	-	-	-	-	-	-	25	-	-	
World Chess Federation	FIDE	22	-	-	-	-	-	-	-	-	-	-	-	22	-	-	
World Confederation of Boules Sports	CMSB	22	-	-	-	-	-	-	-	-	-	-	-	22	-	-	
International Racquetball Federation	IRF	8	-	-	8	-	-	-	-	-	-	-	-	16	-	-	
World Bridge Federation	WBF	16	-	1	-	-	-	-	-	-	-	-	-	16	-	6.3%	
World Confederation of Billiards Sports	WCBS	14	-	-	-	-	-	-	-	-	-	-	-	14	-	-	
International Federation of American Football	IFAF	12	-	1	-	-	-	-	-	-	-	-	-	12	-	8.3%	
Tug of War International Federation	TWIF	10	-	-	-	-	-	-	-	-	-	-	-	10	-	-	
International Netball Federation	INF	4	-	-	4	-	-	2	-	-	-	-	-	10	-	-	
International Polo Federation	FIPPOLO	8	-	-	-	-	-	-	-	-	-	-	-	8	-	-	
World Bowling	WB	6	-	-	-	-	-	-	-	-	-	-	-	6	-	-	
World Flying Disc Federation	WFDF	2	-	-	2	-	-	-	-	-	-	-	-	4	-	-	
		2,031	3	23	751	1	-	29	-	-	30	-	-	2,841	0.1%	0.8%	

2018 Anti-Doping Testing Figures
Samples Analyzed and Reported by Accredited Laboratories in ADAMS

Table 5: Total Samples by TA Category - AIMS member International Federations

AIMS member International Federations	ADAMS ADO Code	Urine						Blood						Total		
		Samples	IC ATF	AAF	Samples	IC ATF	AAF	Samples	IC ATF	AAF	Samples	IC ATF	AAF	Samples	% ATF	% AAF
International Powerlifting Federation	IPF	402	-	24	310	-	14	-	-	-	75	-	-	787	-	4.8%
International Sambo Federation	FIAS	175	-	4	32	-	-	9	-	-	-	-	-	216	-	1.9%
International Federation of Bodybuilding and Fitness	IFBB	115	-	37	34	2	2	21	-	-	1	-	-	171	1.2%	22.8%
World Association of Kickboxing Organizations	WAKO	22	-	2	37	-	-	2	-	-	-	-	-	61	-	3.3%
Ju-Jitsu International Federation	JJIF	36	-	2	19	-	-	-	-	-	-	-	-	55	-	3.6%
World Arm Wrestling Federation	WAF	43	-	5	11	-	3	-	-	-	-	-	-	54	-	14.8%
International Federation Icestocksport	IFI	18	-	-	12	-	-	2	-	-	3	-	-	35	-	-
International Dragon Boat Federation	IDBF	6	-	-	18	-	1	-	-	-	-	-	-	24	-	4.2%
International Savate Federation	FIS-Savate	10	-	-	8	-	-	-	-	-	1	-	-	19	-	-
International Sepaktakraw Federation	ISTAF	16	-	-	-	-	-	-	-	-	-	-	-	16	-	-
World Draughts Federation	FMJD	9	-	-	7	-	-	-	-	-	-	-	-	16	-	-
International Lacrosse Federation	FILx	15	-	-	-	-	-	-	-	-	-	-	-	15	-	-
International Fistball Association	IFA	4	-	-	9	-	-	1	-	-	-	-	-	14	-	-
World Minigolf Sport Federation	WMF	8	-	-	2	-	-	-	-	-	-	-	-	10	-	-
International Federation of Sleddog Sports	IFSS	10	-	1	-	-	-	-	-	-	-	-	-	10	-	10.0%
World Darts Federation	WDF	9	-	-	-	-	-	-	-	-	-	-	-	9	-	-
International Kendo Federation	FIK	4	-	-	4	-	-	-	-	-	-	-	-	8	-	-
International Casting Sport Federation	ICSF	5	-	-	-	-	-	-	-	-	-	-	-	5	-	-
International Soft Tennis Federation	ISTF	4	-	-	-	-	-	-	-	-	-	-	-	4	-	-
International Sport Fishing Confederation	CIPS	4	-	-	-	-	-	-	-	-	-	-	-	4	-	-
International Go Federation	IGF-Go	3	-	-	-	-	-	-	-	-	-	-	-	3	-	-
		918	-	75	503	2	20	35	-	-	80	-	-	1,536	0.1%	6.2%

2018 Anti-Doping Testing Figures
Samples Analyzed and Reported by Accredited Laboratories in ADAMS

Table 6: Total Samples by TA Category - National Anti-Doping Organizations (NADOs) and National Olympic Committees (NOCs) acting as a NADO

NADOs	ADAMS ADO Code	Urine						Blood						Total		
		ADAMS Samples	IC ATF	AAF	ADAMS Samples	IC ATF	AAF	ADAMS Samples	IC ATF	AAF	ADAMS Samples	IC ATF	AAF	ADAMS Samples	% ATF	% AAF
German National Anti-Doping Agency	NADA	5201	3	49	7192	-	3	950	-	-	1620	-	-	14963	0.0%	0.3%
UK Anti-Doping	UKAD	2747	1	21	6240	4	20	46	-	-	1339	1	-	10372	0.06%	0.4%
China Anti-Doping Agency	CHINADA	2563	2	17	6050	8	14	246	1	-	1384	2	-	10243	0.1%	0.3%
US Anti-Doping Agency	USADA	3104	2	88	6058	6	65	102	-	-	694	-	-	9958	0.08%	1.5%
Italian National Anti-Doping Agency	NADO ITALIA	5201	1	79	2092	-	8	448	-	-	846	-	2	8587	0.01%	1.0%
Russian National Anti-Doping Organization	RUSADA	2912	1	96	5292	6	18	28	-	-	90	-	-	8322	0.08%	1.4%
French Anti-Doping Agency	AFLD-NADO	3730	8	113	3459	9	17	124	1	3	356	-	1	7669	0.2%	1.7%
Brasilian Authority on Anti-Doping Control	ABCD	6615	3	53	516	1	5	90	-	-	114	-	-	7335	0.1%	0.8%
Japan Anti-Doping Agency	JADA	3446	-	9	2266	-	-	-	-	-	153	-	-	5865	-	0.2%
Spain National Anti-Doping Agency	ESP-NADO	2719	3	44	1465	-	1	247	-	3	432	-	1	4863	0.1%	1.0%
Australian Sports Anti-Doping Authority	ASADA	1523	-	18	2558	1	9	19	-	-	442	-	-	4542	0.0%	0.6%
Korea Anti-Doping Agency	KADA	2773	1	37	1304	1	9	63	-	-	52	-	-	4192	0.0%	1.1%
National Anti Doping Agency -India	IND-NADO	1967	3	89	1749	2	15	76	-	-	187	-	-	3979	0.1%	2.6%
Turkish Anti Doping Commission	TADC	2460	-	37	1086	-	3	76	-	-	78	-	-	3700	-	1.1%
Swedish Sports Confederation	RF	1485	-	25	1878	-	15	30	-	-	258	-	-	3651	-	1.1%
Polish Anti-Doping Agency	POLADA	1659	2	29	1556	5	5	13	-	-	422	-	-	3650	0.2%	0.9%
Canadian Centre for Ethics in Sport	CCES	1011	-	37	1951	-	13	96	-	-	346	-	-	3404	-	1.5%
Portugal Anti-Doping Agency	ADoP	2047	1	44	604	-	4	-	-	-	12	-	-	2663	0.0%	1.8%
Finnish Center for Integrity in Sports/Finnish Anti-Doping Agency	FINCIS/FINADA	1074	2	8	1219	-	1	99	-	-	219	-	-	2611	0.1%	0.3%
Netherlands Anti-Doping Authority	ADAN	1492	-	18	921	-	2	-	-	-	140	-	-	2553	-	0.8%
Antidoping Switzerland	ADCH	782	2	5	1368	-	2	12	-	-	329	-	-	2491	0.1%	0.3%
Anti-Doping Norway	ADNO	926	-	11	1249	-	6	15	-	-	186	-	-	2376	-	0.7%
Mexican National Anti-Doping Committee	MEX-NADO	626	-	59	1648	3	27	10	-	-	22	-	-	2306	0.1%	3.7%
Kazakhstan National Anti-Doping Centre	KAZ-NADO	872	1	24	1381	2	19	-	-	-	-	-	-	2253	0.1%	1.9%
National Anti-doping Center of Ukraine	NADC Ukraine	691	2	35	1081	9	37	10	-	-	156	-	-	1938	0.6%	3.7%
Doping Control Agency of Thailand	DCAT	481	-	10	1441	3	19	-	-	-	-	-	-	1922	0.2%	1.5%
NADO Flanders	NADOF	982	-	22	912	-	13	6	-	-	14	-	-	1914	-	1.8%
National Anti-Doping Agency Austria GmbH	NADA Austria	335	-	5	1266	-	2	13	-	-	255	-	-	1869	-	0.4%
Hungarian Anti-Doping Agency	HUNADO	699	-	9	664	-	3	11	-	-	215	-	-	1589	-	0.8%
Anti-Doping Denmark	ADD	536	1	6	851	-	4	8	-	-	161	-	-	1556	0.1%	0.6%
Chilean National Anti-Doping Commission	CHI-NADO	1053	-	15	466	-	2	-	-	-	-	-	-	1519	-	1.1%
Czech Anti-Doping Committee	CADC	1023	-	15	373	-	3	-	-	-	91	-	-	1487	-	1.2%
Romanian National Anti-Doping Agency	ANAD-Romania	334	1	2	926	3	3	22	-	-	119	-	-	1401	0.3%	0.4%
Anti-Doping Agency of Kenya	ADAK	458	1	13	829	2	3	-	-	-	-	-	-	1287	0.2%	1.2%
Drug Free Sport New Zealand	DFSNZ	500	-	8	724	-	-	-	-	-	48	-	-	1272	-	0.6%
French Community of Belgium NADO	BEL-CFWB	738	-	21	361	-	-	87	-	-	55	-	-	1241	-	1.7%
Sport Ireland	SI	317	-	4	574	-	-	1	-	-	339	-	-	1231	-	0.3%
Argentina National Anti-Doping Agency	ARG-CNAD	1000	-	8	198	1	1	-	-	-	-	-	-	1198	0.1%	0.8%
Belarus National Anti-Doping Agency	BNADA	373	-	8	603	-	1	40	-	-	163	-	-	1179	-	0.8%
South African Institute for Drug-Free Sport	SAIDS	629	1	27	494	-	8	-	-	-	1	-	-	1124	0.1%	3.1%
Azerbaijan National Anti-Doping Agency	AMADA	397	-	23	462	-	4	3	-	-	137	-	-	999	-	2.7%
Hellenic National Council for Combatting Doping	ESKAN	809	-	9	181	1	2	-	-	-	-	-	-	990	0.1%	1.1%

2018 Anti-Doping Testing Figures
Samples Analyzed and Reported by Accredited Laboratories in ADAMS

Table 6: Total Samples by TA Category - National Anti-Doping Organizations (NADOs) and National Olympic Committees (NOCs) acting as a NADO - continued

NADOs	ADAMS ADO Code	Urine						Blood						Total			
		ADAMS Samples	IC ATF	AAF	ADAMS Samples	IC ATF	AAF	ADAMS Samples	IC ATF	AAF	ADAMS Samples	IC ATF	AAF	ADAMS Samples	% ATF	% AAF	
Saudi Arabian Antidoping Committee	KSA-NADO	833	1	14	136	-	-	-	-	-	-	-	-	-	969	0.1%	1.4%
Egyptian National Anti-doping Organization	EGY-NADO	339	-	11	571	2	10	-	-	-	2	-	-	-	912	0.2%	2.3%
Cuban National Anti-Doping Agency	CUB-NADO	256	-	1	643	-	4	-	-	-	5	-	-	-	904	-	0.6%
Anti-Doping Agency of Malaysia	ADAMAS	344	-	6	477	-	2	-	-	-	-	-	-	-	821	-	1.0%
I.R Iran National Anti-Doping Organization	IRI-NADO	463	-	25	332	-	11	-	-	-	-	-	-	-	795	-	4.5%
Bulgarian Anti-doping Center	BUL-NADO	306	-	9	337	-	-	14	-	-	42	-	-	-	699	-	1.3%
Anti-Doping department of State Sports Medicine Centre	LAT-NADO	259	1	12	378	-	1	13	-	-	38	-	-	-	688	0.1%	1.9%
Croatian Institute of Public Health	CIPH	283	-	6	248	-	2	21	-	-	48	-	-	-	600	-	1.3%
Anti-Doping Agency of Serbia	ADAS	436	-	8	102	-	-	5	-	-	31	-	-	-	574	-	1.4%
Anti-Doping Commission, Chinese Taipei Olympic Committee	CTADA	286	-	5	283	-	-	-	-	-	-	-	-	-	569	-	0.9%
Peru National Anti-Doping Commission	CONAD PERU	467	-	2	98	-	-	-	-	-	-	-	-	-	565	-	0.4%
Anti-Doping Paraguay	PAR-NADO	487	-	-	66	1	-	-	-	-	-	-	-	-	553	0.2%	-
Jamaica Anti-Doping Commission	JADCO	162	-	-	265	1	-	39	-	-	60	-	-	-	526	0.2%	-
Colombian NADO	COL-NADO	327	-	7	117	-	2	41	-	1	35	1	1	-	520	0.2%	2.1%
Slovak Anti-Doping Agency	SADA	154	-	8	169	-	-	27	-	-	47	-	-	-	397	-	2.0%
United Arab Emirates National Anti-doping Committee	UAE-NADO	265	3	1	120	-	1	-	-	-	-	-	-	-	385	0.8%	0.5%
Agency for Anti-Doping Control of Bosnia and Herzegovina	BIH-NADO	127	-	3	208	-	2	2	-	-	41	-	-	-	378	-	1.3%
Ethiopian Anti doping Organization	ETH-NADO	109	-	1	261	-	-	-	-	-	-	-	-	-	370	-	0.3%
Slovenian Antidoping Organization	SLOADO	237	-	1	122	-	3	-	-	-	6	-	-	-	365	-	1.1%
Hong Kong Anti-Doping Committee	HKG-ADC	18	-	-	298	-	1	-	-	-	21	-	-	-	337	-	0.3%
Estonian Anti-Doping Agency	EADA	122	-	2	151	-	1	-	-	-	39	-	-	-	312	-	1.0%
Anti-Doping Singapore	ADS	31	-	-	239	1	1	-	-	-	24	-	-	-	294	0.3%	0.3%
Lembaga Anti-Doping Indonesia	LADI	78	-	-	202	-	-	3	-	-	-	-	-	-	283	-	-
Common Community Commission (Brussels)	COCOM	120	-	2	111	-	-	26	-	-	25	-	-	-	282	-	0.7%
Sri Lanka Anti Doping Agency	SRI-NADO	185	-	10	62	-	-	3	-	-	-	-	-	-	250	-	4.0%
Cyprus Anti-Doping Authority	CYADA	210	-	5	24	-	-	-	-	-	-	-	-	-	234	-	2.1%
Georgian Anti-Doping Agency	GEO-NADO	118	-	3	95	-	1	-	-	-	17	-	-	-	230	-	1.7%
Guatemala NADO	GUA-OAD	181	-	24	8	-	-	-	-	-	20	7	-	-	209	3.3%	11.5%
Luxembourg NADO	ALAD	114	-	1	54	-	-	-	-	-	28	-	-	-	196	-	0.5%
Qatar Antidoping Commission	QADC	139	-	2	25	-	-	-	-	-	6	-	-	-	170	-	1.2%
Nigerian National Anti-Doping Committee	NGR-NADO	83	1	7	85	1	1	-	-	-	-	-	-	-	168	1.2%	4.8%
Bahamas Anti-Doping Commission	BADC	66	-	1	92	-	-	-	-	-	1	-	-	-	159	-	0.6%
Monaco Anti-Doping Committee	CMA Monaco	40	-	3	78	-	-	9	-	-	22	-	-	-	149	-	2.0%
Jordan Anti-doping Organization	JADO	23	-	1	118	-	1	-	-	-	-	-	-	-	141	-	1.4%
Israeli NADO	ISR-NADO	89	-	4	52	-	-	-	-	-	-	-	-	-	141	-	2.8%
Uruguay Anti-Doping	URU-NADO	76	-	1	61	-	-	-	-	-	-	-	-	-	137	-	0.7%
Ecuador NADO	ECU-NADO	77	-	1	52	-	2	-	-	-	-	-	-	-	129	-	2.3%
National Olympic and Sports Association of Iceland	ISL-NADO	56	-	2	68	1	1	-	-	-	2	-	-	-	126	0.8%	2.4%
Lithuanian Anti-Doping Agency	LTU-NADO	58	-	7	63	-	2	-	-	-	-	-	-	-	121	-	7.4%
Vietnam Anti-Doping & Sports Medicine Agency	VADA	36	-	-	79	-	-	-	-	-	-	-	-	-	115	-	-
Anti-Doping Commission of Malta	MLT-NADO	83	-	8	30	-	-	-	-	-	-	-	-	-	113	-	7.1%
Algerian National Anti-Doping Organization	ALG-NADO	94	-	-	8	-	2	-	-	-	-	-	-	-	102	-	2.0%

2018 Anti-Doping Testing Figures
Samples Analyzed and Reported by Accredited Laboratories in ADAMS

Table 6: Total Samples by TA Category - National Anti-Doping Organizations (NADOs) and National Olympic Committees (NOCs) acting as a NADO - continued

NADOs	ADAMS ADO Code	Urine						Blood						Total				
		IC Samples	ATF	AAF	IC Samples	ATF	AAF	IC Samples	ATF	AAF	IC Samples	ATF	AAF	IC Samples	% ATF	% AAF		
Mongolian National Anti-Doping Organization	MGL-NADO	68	-	13	22	-	-	-	-	-	-	-	-	-	-	90	-	14.4%
Bermuda Sport Anti-Doping Authority	BSADA	54	-	2	22	-	-	-	-	-	9	-	-	-	-	85	-	2.4%
Federacion Dominicana de Medicina del Deporte	FEDOMEDE	57	-	3	23	-	-	-	-	-	-	-	-	-	-	80	-	3.8%
National Anti-Doping Agency of Tunisia	ANAD	5	-	-	74	-	-	-	-	-	-	-	-	-	-	79	-	-
Anti-Doping Organization of Pakistan	ADOPak	68	-	3	-	-	-	-	-	-	-	-	-	-	-	68	-	4.4%
Venezuela NADO	VEN-NADO	29	-	-	36	-	-	-	-	-	-	-	-	-	-	65	-	-
Brunei Darussalam Anti-Doping Committee	BDADC BRUNEI	20	-	-	35	-	-	-	-	-	-	-	-	-	-	55	-	-
Armenian National Anti-Doping Organization	ARM-NADO	26	-	3	19	-	-	-	-	-	8	-	-	-	-	53	-	5.7%
Costa Rica NADO	CRC-NADO	52	-	-	-	-	-	-	-	-	-	-	-	-	-	52	-	-
NADO-DG Eupen - Belgium	NADO-DG Eupen	29	-	4	18	-	-	4	-	-	1	-	-	-	-	52	-	7.7%
National Antidoping Agency of the Republic of Moldova	NADO Moldova	11	-	-	36	-	-	-	-	-	2	-	-	-	-	49	-	-
Andorra National Anti-Doping Commission	AGAD	6	-	-	39	-	-	1	-	-	-	-	-	-	-	46	-	-
Puerto Rico Anti-Doping Organization	PUR-NADO	-	-	-	34	-	-	-	-	-	-	-	-	-	-	34	-	-
National Anti-Doping Commission of Macedonia	MKD-NADO	20	-	1	12	-	-	-	-	-	-	-	-	-	-	32	-	3.1%
National Anti-Doping Commission of Barbados	NADC	13	-	1	15	-	1	-	-	-	-	-	-	-	-	28	-	7.1%
San Marino Standing Committee on Anti-Doping	SMR-NADO	18	-	-	6	-	-	-	-	-	-	-	-	-	-	24	-	-
Anti-Doping Organization of New Caledonia	OADNC	24	-	1	-	-	-	-	-	-	-	-	-	-	-	24	-	4.2%
Cameroon Anti-Doping Organisation	OCALUDS	3	-	-	13	-	-	-	-	-	-	-	-	-	-	16	-	-
Bolivia National Olympic Committee	BOL-NOC	14	-	2	-	-	-	-	-	-	-	-	-	-	-	14	-	14.3%
National Antidoping Organization of Albania	ALB-NADO	12	-	-	1	-	-	-	-	-	-	-	-	-	-	13	-	-
National Anti Doping Agency Belize	NADO Belize	12	-	1	-	-	-	-	-	-	-	-	-	-	-	12	-	8.3%
Nepal Olympic Committee	NEP-NADO	-	-	-	12	-	-	-	-	-	-	-	-	-	-	12	-	-
Oman Anti-Doping Committee	OADC	7	-	1	-	-	-	-	-	-	-	-	-	-	-	7	-	14.3%
Lebanese Olympic Committee/Anti-Doping Commission	LIB-OC	6	-	-	-	-	-	-	-	-	-	-	-	-	-	6	-	-
National Olympic Committee of Iraq	NOC-IRAQ	-	-	-	5	-	-	-	-	-	-	-	-	-	-	5	-	-
Philippine Sports Commission	PHI-NADO	5	-	-	-	-	-	-	-	-	-	-	-	-	-	5	-	-
Liechtenstein Olympic Committee	LOC	-	-	-	3	-	-	-	-	-	1	-	-	-	-	4	-	-
Aruba National Anti-Doping Organization	ARU-NADO	4	-	-	-	-	-	-	-	-	-	-	-	-	-	4	-	-
Myanmar National Anti-Doping Organization	MYA-NADO	2	-	-	-	-	-	-	-	-	-	-	-	-	-	2	-	-
Kuwait Anti-Doping Committee	KUW-NADO	-	-	-	2	-	-	-	-	-	-	-	-	-	-	2	-	-
Suriname Anti-Doping Authority	SUR-NADO	2	-	-	-	-	-	-	-	-	-	-	-	-	-	2	-	-
Bahrain Anti-Doping Committee	BRN-NADO	-	-	-	1	-	-	-	-	-	-	-	-	-	-	1	-	-
Lebanon National Olympic Committee	LIB-NOC	1	-	-	-	-	-	-	-	-	-	-	-	-	-	1	-	-
		79,095	48	1,489	80,924	74	438	3,199	2	7	12,056	11	5	175,274	0.08%	1.1%		

2018 Anti-Doping Testing Figures
Samples Analyzed and Reported by Accredited Laboratories in ADAMS

Table 7: Total Samples by TA Category - Regional Anti-Doping Organizations (RADOs)

RADOs	ADAMS ADO Code	Urine						Blood						Total		
		Samples	IC ATF	AAF	Samples	OOC ATF	AAF	Samples	IC ATF	AAF	Samples	OOC ATF	AAF	Samples	% ATF	% AAF
Africa Zone I RADO	AFR-RADO-I	225	1	3	389	-	1	-	-	-	1	-	-	615	0.2%	0.7%
Africa Zone VI RADO	AFR-RADO-VI	156	-	2	67	-	-	-	-	-	-	-	-	223	-	0.9%
Oceania RADO	O-RADO	37	-	1	144	-	1	-	-	-	-	-	-	181	-	1.1%
Central American RADO	RADO-CAM	1	-	-	131	-	6	-	-	-	-	-	-	132	-	4.5%
West Asia RADO	W-ASIA-RADO	-	-	-	105	-	5	-	-	-	-	-	-	105	-	4.8%
Central Asia RADO	RADOCA-RADO	-	-	-	99	1	4	-	-	-	-	-	-	99	1.0%	4.0%
Eastern Europe RADO	E-EUR-RADO	-	-	-	93	-	2	-	-	-	-	-	-	93	-	2.2%
Africa Zone II & III RADO	AFR-RADO-II-III	17	-	-	71	1	-	-	-	-	-	-	-	88	1.1%	-
South East Asia RADO	SE-ASIA-RADO	6	-	-	66	1	-	-	-	-	-	-	-	72	1.4%	-
South Asia RADO	S-ASIA-RADO	-	-	-	62	-	-	-	-	-	-	-	-	62	-	-
Africa Zone V RADO	AFR-RADO-V	35	-	-	20	-	-	-	-	-	-	-	-	55	-	-
Caribbean RADO	CAR-RADO	10	-	-	42	-	-	-	-	-	-	-	-	52	-	-
Indian Ocean RADO	IND-OCE-RADO	6	-	-	33	-	1	-	-	-	-	-	-	39	-	2.6%
South American RADO	RADO-SAM	7	-	-	29	-	-	-	-	-	-	-	-	36	-	-
Gulf States and Yemen RADO	GSY-RADO	-	-	-	29	-	1	-	-	-	-	-	-	29	-	3.4%
Africa Zone IV RADO	AFR-RADO- IV	4	-	-	-	-	-	-	-	-	-	-	-	4	-	-
		504	1	6	1,380	3	21	-	-	-	1	-	-	1,885	0.2%	1.4%

2018 Anti-Doping Testing Figures
Samples Analyzed and Reported by Accredited Laboratories in ADAMS

Table 8: Total Samples by TA Category - Other ADOs which are Code Signatories

Other ADOs which are Code Signatories	ADAMS ADO Code	Urine						Blood						Total		
		ADAMS ADO Code	IC ATF	AAF	IC ATF	AAF	IC ATF	AAF	IC ATF	AAF	IC ATF	AAF	IC ATF	AAF	IC ATF	AAF
International Olympic Committee	IOC	1392	-	13	1522	1	4	292	-	-	450	-	-	3656	0.0%	0.5%
International Paralympic Committee	IPC	1032	-	22	548	3	7	94	-	-	170	-	-	1844	0.2%	1.6%
Olympic Council of Asia	OCA	1155	1	8	341	-	5	-	-	-	114	-	-	1610	0.1%	0.8%
Commonwealth Games Federation	CGF	640	-	5	264	-	-	31	-	-	83	-	-	1018	-	0.5%
World Triathlon Corporation	IRONMAN	382	-	3	339	-	4	-	-	-	30	-	2	751	-	1.2%
Central American and Caribbean Sports Organization	ODECABE	670	-	9	-	-	-	71	-	-	-	-	-	741	-	1.2%
South American Sports Organization	ODESUR	481	-	2	-	-	-	26	-	-	-	-	-	507	-	0.4%
International Committee of Mediterranean Games	ICMG	303	1	1	-	-	-	29	-	-	-	-	-	332	0.3%	0.3%
International University Sport Federation	FISU	282	-	2	-	-	-	-	-	-	-	-	-	282	-	0.7%
Sport Federation of China Disabled Persons	CHN-SFDP	93	-	1	90	-	-	7	-	-	6	-	-	196	-	0.5%
World Anti-Doping Agency	WADA-AMA	44	3	6	103	1	2	-	-	-	15	3	-	162	4.3%	4.9%
International Military Sports Council	CISM	110	-	1	-	-	-	5	-	-	-	-	-	115	-	0.9%
International Blind Sport Association	IBSA	89	1	2	16	-	1	5	-	-	-	-	-	110	0.9%	2.7%
International Wheelchair and Amputee Sports Federation	IWAS	70	-	2	-	-	-	-	-	-	-	-	-	70	-	2.9%
International Wheelchair Rugby Federation	IWRF	29	-	-	4	-	-	4	-	-	1	-	-	38	-	-
World Paravolley	WPV	28	-	1	10	-	-	-	-	-	-	-	-	38	-	2.6%
International Committee of Sports for the Deaf	ICSD / CISS	36	-	-	-	-	-	-	-	-	-	-	-	36	-	-
Boccia International Sports Federation	BISFED	36	-	-	-	-	-	-	-	-	-	-	-	36	-	-
International School Sport Federation	ISF-School	28	-	-	-	-	-	-	-	-	-	-	-	28	-	-
International Wheelchair Basketball Federation	IWBF	28	-	-	-	-	-	-	-	-	-	-	-	28	-	-
International Union of Kettlebell Lifting	IUKL	27	-	1	-	-	-	-	-	-	-	-	-	27	-	3.7%
International Sports Federation for Athletes with an Intellectual Disability	INAS	24	2	1	-	-	-	-	-	-	-	-	-	24	8.3%	4.2%
International Federation of Cerebral Palsy Football	IFCPF	8	-	-	11	-	-	1	-	-	-	-	-	20	-	-
International Taekwon-Do Federation	TKD-ITF	19	-	-	-	-	-	-	-	-	-	-	-	19	-	-
International Pole Sports Federation	IPSF	10	-	-	-	-	-	-	-	-	-	-	-	10	-	-
World Dance Council	WDC	8	-	1	-	-	-	-	-	-	-	-	-	8	-	12.5%
World Bowls	World Bowls	8	-	-	-	-	-	-	-	-	-	-	-	8	-	-
Kudo International Federation	KIF	4	-	-	2	-	-	-	-	-	-	-	-	6	-	-
Cerebral Palsy International Sports and Recreation Association	CPISRA	5	-	-	-	-	-	-	-	-	-	-	-	5	-	-
International eSports Federation	leSF	3	-	-	-	-	-	-	-	-	-	-	-	3	-	-
International Gira (Kettlebell) Sport Federation	IGSF	3	-	-	-	-	-	-	-	-	-	-	-	3	-	-
		7,047	8	81	3,250	5	23	565	-	-	869	3	2	11,731	0.1%	0.9%

2018 Anti-Doping Testing Figures
Samples Analyzed and Reported by Accredited Laboratories in ADAMS

Table 9: Total Samples by TA Category - Other Sport Organizations*

Other Sport Organizations	ADAMS ADO Code	Samples	Urine						Blood						Total		
			IC ATF	AAF	Samples	OOC ATF	AAF	Samples	IC ATF	AAF	Samples	OOC ATF	AAF	Samples	% ATF	% AAF	
CHN-Provincial Sports Bureau in China	CHN-PSB	3904	3	35	791	1	7	49	-	-	21	-	-	4765	0.1%	0.9%	
Union of European Football Associations	UEFA	1971	-	2	432	-	-	246	-	-	220	-	-	2869	-	0.1%	
South American Football Confederation	CONMEBOL	1476	1	7	307	-	-	-	-	-	37	-	-	1820	0.1%	0.4%	
CHN-National Federations in China	CHN-NF	1015	3	21	624	-	6	10	-	-	116	-	-	1765	0.2%	1.5%	
Italian Ministry of Health Departement	CVD-Italia	606	-	14	-	-	-	-	-	-	-	-	-	606	-	2.3%	
Equatorian Football Federation	FEF	547	2	1	-	-	-	-	-	-	-	-	-	547	0.4%	0.2%	
Mexican Football Federation	MEX-FO	505	-	9	25	-	1	-	-	-	-	-	-	530	-	1.9%	
Asian Football Confederation	AFC	433	-	5	84	-	-	-	-	-	-	-	-	517	-	1.0%	
USA Powerlifting	USA-USAPL	92	-	4	368	1	20	-	-	-	-	-	-	460	0.2%	5.2%	
European Handball Federation	EUR-HAND	384	1	5	32	-	-	-	-	-	-	-	-	416	0.2%	1.2%	
Turkish Basketball Federation	TUR-BAS	381	-	-	1	-	-	-	-	-	-	-	-	382	-	-	
European Swimming League	LEN	375	-	-	-	-	-	-	-	-	-	-	-	375	-	-	
European Athletics Association	EA	352	-	1	2	-	-	-	-	-	3	-	-	357	-	0.3%	
Asian Paralympic Committee	APC	258	1	2	36	-	-	28	-	-	4	-	-	326	0.3%	0.6%	
African Football Confederation	CAF	317	-	3	-	-	-	-	-	-	-	-	-	317	-	0.9%	
Basque Anti-Doping Agency	ESP-Vasco	234	1	9	34	-	1	-	-	-	-	-	-	268	0.4%	3.7%	
The Irish Horseracing Regulatory Board	IHRB	250	-	6	-	-	-	-	-	-	-	-	-	250	-	2.4%	
European Judo Union	EJU	240	-	2	-	-	-	-	-	-	-	-	-	240	-	0.8%	
Board of Control for Cricket in India	IND-BCCI	208	-	1	25	-	-	-	-	-	-	-	-	233	-	0.4%	
Bolivian Football Federation	BOL-FB	232	-	-	-	-	-	-	-	-	-	-	-	232	-	-	
Korea Cycle Racing Association	KOR-CYC	172	-	1	-	-	-	-	-	-	9	-	-	181	-	0.6%	
Nippon Professional Baseball	JPN-NPB	134	-	1	24	-	-	10	-	-	-	-	-	168	-	0.6%	
Six Nations Rugby Limited	GBR-SNRL	142	-	-	-	-	-	-	-	-	-	-	-	142	-	-	
Royal Belgian Cycling League	BEL-CY	142	-	1	-	-	-	-	-	-	-	-	-	142	-	0.7%	
Malta Football Association	MLT-FOO	128	-	3	-	-	-	-	-	-	-	-	-	128	-	2.3%	
CHN-Colleges or Schools in China	CHN-COS	103	1	5	-	-	-	11	-	-	-	-	-	114	0.9%	4.4%	
British Drug Free Powerlifting Association	GBR-BDFPA	107	-	6	3	-	-	-	-	-	-	-	-	110	-	5.5%	
European Professional Club Rugby	EPCR	103	-	-	-	-	-	-	-	-	-	-	-	103	-	-	
German Triathlon Union	GER-TR	100	-	-	-	-	-	-	-	-	-	-	-	100	-	-	
Asian Athletics Association	AAA	83	-	-	-	-	-	-	-	-	-	-	-	83	-	-	
World Boxing Council	WBC	75	-	5	-	-	-	-	-	-	-	-	-	75	-	6.7%	
Venezuelan Professional Baseball League	VEN-ProBB	72	-	4	3	-	-	-	-	-	-	-	-	75	-	5.3%	
Great Britain Powerlifting Federation	GBR-GBPF	74	-	7	1	-	-	-	-	-	-	-	-	75	-	9.3%	
European Volleyball Confederation	EUR-VB	67	-	-	-	-	-	5	-	-	-	-	-	72	-	-	
German Natural Bodybuilding & Fitness Federation	GNBF	51	-	3	15	-	-	2	-	-	-	-	-	68	-	4.4%	
Central America and Caribbean Volleyball Confederation	NORCECA	67	-	1	-	-	-	-	-	-	-	-	-	67	-	1.5%	
International Mixed Martial Arts Federation	IMMAF	66	-	14	-	-	-	-	-	-	-	-	-	66	-	21.2%	
World Masters Athletics	WMA	63	-	1	-	-	-	-	-	-	-	-	-	63	-	1.6%	
International Boxing Federation	IBF	60	-	4	2	-	-	-	-	-	-	-	-	62	-	6.5%	
CHN-Federation of University Sports of China	CHN-FUS	62	-	-	-	-	-	-	-	-	-	-	-	62	-	-	
World Drug Free Powerlifting Federation	WDFPF	57	-	3	5	-	-	-	-	-	-	-	-	62	-	4.8%	
Algerian Football Federation	ALG-FOO	60	1	1	1	-	-	-	-	-	-	-	-	61	1.6%	1.6%	

Table 9: Total Samples by TA Category - Other Sport Organizations* - continued

Other Sport Organizations	ADAMS ADO Code	Samples	Urine						Blood						Total		
			IC ATF	AAF	Samples	IC ATF	AAF	Samples	IC ATF	AAF	Samples	IC ATF	AAF	Samples	% ATF	% AAF	
Judo Union of Asia	JUA	60	-	2	-	-	-	-	-	-	-	-	-	60	-	3.3%	
IWF Masters committee	IWF-Master	60	-	2	-	-	-	-	-	-	-	-	-	60	-	3.3%	
Israel Football Association	ISR-FB	60	-	-	-	-	-	-	-	-	-	-	-	60	-	-	
Swiss Natural Body-Building and Fitness Federation	SUI-SNBF	48	-	5	10	-	1	-	-	-	-	-	-	58	-	10.3%	
ASEAN University Sports Council	AUSC	57	-	-	-	-	-	-	-	-	-	-	-	57	-	-	
European Boxing Union	EBU	56	-	2	-	-	-	-	-	-	-	-	-	56	-	3.6%	
World Boxing Association	WBA	52	-	2	3	-	-	-	-	-	-	-	-	55	-	3.6%	
European Armwrestling Federation	EAF	49	-	2	6	-	-	-	-	-	-	-	-	55	-	3.6%	
International Va'a Federation	IVFFIV	55	-	2	-	-	-	-	-	-	-	-	-	55	-	3.6%	
Korea Motorboat Racing Association	KOR-MOTB	47	-	-	-	-	-	3	-	-	-	-	-	50	-	-	
Thailand University Sport Board	THA-UNI	49	-	2	-	-	-	-	-	-	-	-	-	49	-	4.1%	
Japan Keirin Foundation	JKA	29	-	1	19	-	1	-	-	-	-	-	-	48	-	4.2%	
Hong Kong Amateur Swimming Association	HKG-AQ	47	-	-	-	-	-	-	-	-	-	-	-	47	-	-	
Sports Bureau of Macao SAR Government	MAC-NADO	34	-	-	5	-	-	-	-	-	-	-	-	39	-	-	
German Drug-Free Powerlifting Federation	GDFFP	18	-	-	21	-	-	-	-	-	-	-	-	39	-	-	
Italian Powerlifting Federation	ITA-PL	33	-	-	6	-	-	-	-	-	-	-	-	39	-	-	
International Natural Bodybuilding Association	INBA	38	-	7	-	-	-	-	-	-	-	-	-	38	-	18.4%	
European Masters Weightlifting Committee	EUR-WL	36	-	2	-	-	-	-	-	-	-	-	-	36	-	5.6%	
Macao Judo Association	MJA	32	-	-	-	-	-	-	-	-	-	-	-	32	-	-	
Central American and Caribbean Athletic Association	NACAC	31	-	-	-	-	-	-	-	-	-	-	-	31	-	-	
International Association for Development of Apnea	AIDA	30	-	1	-	-	-	-	-	-	-	-	-	30	-	3.3%	
World Powerlifting Alliance	WPA-APA	28	-	-	1	-	-	-	-	-	-	-	-	29	-	-	
Portuguese Swimming Federation	POR-AQ	29	-	-	-	-	-	-	-	-	-	-	-	29	-	-	
Irish Powerlifting Federation	IRE-PL	18	-	-	9	-	-	-	-	-	-	-	-	27	-	-	
European Deaf Sport Organization	EDSO	26	-	-	-	-	-	-	-	-	-	-	-	26	-	-	
West Indies Cricket Board	WICB	25	-	-	-	-	-	-	-	-	-	-	-	25	-	-	
Australian Cycling Federation	AUS-CY	25	-	-	-	-	-	-	-	-	-	-	-	25	-	-	
Costa Rica Football Federation	CRC-FOO	24	-	1	-	-	-	-	-	-	-	-	-	24	-	4.2%	
Hong Kong Football Association Limited	HKG-FB	24	-	-	-	-	-	-	-	-	-	-	-	24	-	-	
Mexican Pacific Baseball League	LMP	24	-	1	-	-	-	-	-	-	-	-	-	24	-	4.2%	
World Boxing Federation	WBF-Prof	24	-	1	-	-	-	-	-	-	-	-	-	24	-	4.2%	
International Rope Skipping Federation	FISAC-IRSF	23	-	-	1	-	-	-	-	-	-	-	-	24	-	-	
Association of Balkan Athletics Federations	ABAF	24	-	-	-	-	-	-	-	-	-	-	-	24	-	-	
Spanish Powerlifting Association	SPA-PL	22	-	1	-	-	-	-	-	-	-	-	-	22	-	4.5%	
Asian Volleyball Confederation	AVC-VB	22	-	-	-	-	-	-	-	-	-	-	-	22	-	-	
Scottish Powerlifting Association	SCO-PL	22	-	3	-	-	-	-	-	-	-	-	-	22	-	13.6%	
Ladies Professional Golfers' Association of Japan	JPN-LPGA	20	-	-	-	-	-	-	-	-	-	-	-	20	-	-	
Singapore Powerlifting Federation	Powerlifting Singapore	20	-	2	-	-	-	-	-	-	-	-	-	20	-	10.0%	
Cyprus Association of Sports Medicine Scientific Committee	CYP-Comm	20	-	-	-	-	-	-	-	-	-	-	-	20	-	-	
FVA Professional Boxing	AUT-ProBOX	20	-	-	-	-	-	-	-	-	-	-	-	20	-	-	
International Sports Federation of Fire Fighters & Rescuers	ISFFR	20	-	-	-	-	-	-	-	-	-	-	-	20	-	-	
World Boxing Organization	WBO	18	-	-	-	-	-	-	-	-	-	-	-	18	-	-	

Table 9: Total Samples by TA Category - Other Sport Organizations* - continued

Other Sport Organizations	ADAMS ADO Code	Samples	Urine						Blood						Total		
			IC ATF	AAF	Samples	IC ATF	AAF	Samples	IC ATF	AAF	Samples	IC ATF	AAF	Samples	% ATF	% AAF	
World Rock'n'Roll Confederation	WRRRC	18	-	-	-	-	-	-	-	-	-	-	-	-	18	-	-
World Snooker Limited	WSL	17	-	-	-	-	-	-	-	-	-	-	-	-	17	-	-
European Canoe Association	ECA	17	-	-	-	-	-	-	-	-	-	-	-	-	17	-	-
Confederation Africaine de Handball	CAHB	16	-	-	-	-	-	-	-	-	-	-	-	-	16	-	-
Irish Turf Club	ITC (R)	16	-	-	-	-	-	-	-	-	-	-	-	-	16	-	-
Archery Europe/Mediterranean	EMAU	16	-	-	-	-	-	-	-	-	-	-	-	-	16	-	-
Bangladesh Cricket Board	BAN-BCB	16	-	1	-	-	-	-	-	-	-	-	-	-	16	-	6.3%
Peru Football Federation	FPF	16	-	-	-	-	-	-	-	-	-	-	-	-	16	-	-
Kyokushin World Union	KWU	15	-	-	-	-	-	-	-	-	-	-	-	-	15	-	-
European Gymnastics Union	UEG	15	-	-	-	-	-	-	-	-	-	-	-	-	15	-	-
European Police Sport Union	USPE	15	-	1	-	-	-	-	-	-	-	-	-	-	15	-	6.7%
Asian Cycling Confederation	ACC	15	-	-	-	-	-	-	-	-	-	-	-	-	15	-	-
Macao Bodybuilding & Fitness Association	MBFA	-	-	-	14	-	4	-	-	-	-	-	-	-	14	-	28.6%
International Fresh Water Sport Fishing Federation	FIPS-ed (R)	8	-	1	6	-	-	-	-	-	-	-	-	-	14	-	7.1%
Others in China	China-Others	12	-	-	-	-	-	-	-	-	2	-	-	-	14	-	-
Malaysian Football Association	MAS-FB	14	-	-	-	-	-	-	-	-	-	-	-	-	14	-	-
Basque Federation of Basque Sports and Games	FVJDV	13	-	2	-	-	-	-	-	-	-	-	-	-	13	-	15.4%
Swedish Bodybuilding and Fitness Federation	SKKF	12	-	2	1	-	-	-	-	-	-	-	-	-	13	-	15.4%
Asian Swimming Federation	AASF	12	-	-	-	-	-	-	-	-	-	-	-	-	12	-	-
Anti-Doping Organization of New Caledonia	NCL-NADO	12	-	1	-	-	-	-	-	-	-	-	-	-	12	-	8.3%
International Boxing Organization	IBO	12	-	2	-	-	-	-	-	-	-	-	-	-	12	-	16.7%
Chinese Taipei Athletics Association	CTAA	12	-	-	-	-	-	-	-	-	-	-	-	-	12	-	-
Pakistan Cricket Board	PAK-CR	12	-	-	-	-	-	-	-	-	-	-	-	-	12	-	-
Afghanistan Cricket Board	AFG-CK	12	-	1	-	-	-	-	-	-	-	-	-	-	12	-	8.3%
Catalan Bodybuilding Federation	ESP-FCF	12	-	1	-	-	-	-	-	-	-	-	-	-	12	-	8.3%
Malaysia Swimming Federation	MAS-AQ	12	-	1	-	-	-	-	-	-	-	-	-	-	12	-	8.3%
Württemberg Football Association	GER-WurtFoot	12	-	-	-	-	-	-	-	-	-	-	-	-	12	-	-
Northern Ireland Powerlifting Federation	NIR-PL	11	-	-	-	-	-	-	-	-	-	-	-	-	11	-	-
French Polynesia Youth Services and Sports	TAH-NADO	11	-	1	-	-	-	-	-	-	-	-	-	-	11	-	9.1%
International Ultratriathlon Association	IUTA	11	-	-	-	-	-	-	-	-	-	-	-	-	11	-	-
Japan Golf Association	JPN-GO	10	-	-	-	-	-	-	-	-	-	-	-	-	10	-	-
International Practical Shooting Confederation	IPSC	10	-	2	-	-	-	-	-	-	-	-	-	-	10	-	20.0%
Estonian Karate Federation	EKF	10	-	-	-	-	-	-	-	-	-	-	-	-	10	-	-
Monaco Boxing Federation	MON-BX	10	-	-	-	-	-	-	-	-	-	-	-	-	10	-	-
European Pocket Billiard Federation	EPBF	9	-	-	-	-	-	-	-	-	-	-	-	-	9	-	-
Swiss Powerlifting	SUI-PWL	9	-	1	-	-	-	-	-	-	-	-	-	-	9	-	11.1%
Rugby Football Union	GBR-RFU	-	-	-	9	-	-	-	-	-	-	-	-	-	9	-	-
International Fresh Water Sport Fishing Federation	FIPS-ed	6	-	-	2	-	-	-	-	-	-	-	-	-	8	-	-
Badminton Asia Confederation	BAC	8	-	-	-	-	-	-	-	-	-	-	-	-	8	-	-
International Rafting Federation	IRF-Rafting	8	-	-	-	-	-	-	-	-	-	-	-	-	8	-	-
Estonian Football Association	EST - FB	8	-	1	-	-	-	-	-	-	-	-	-	-	8	-	12.5%
Asian Handball Federation	AHF	8	-	-	-	-	-	-	-	-	-	-	-	-	8	-	-

Table 9: Total Samples by TA Category - Other Sport Organizations* - continued

Other Sport Organizations	ADAMS ADO Code	Samples	Urine						Blood						Total		
			IC ATF	AAF	Samples	OOB ATF	AAF	Samples	IC ATF	AAF	Samples	OOB ATF	AAF	Samples	% ATF	% AAF	
Asian Bodybuilding and Physique Sports Federation	ABBF	8	-	4	-	-	-	-	-	-	-	-	-	-	8	-	50.0%
Catalan Mountaineering and Climbing Federation	ESP-FEEC	8	-	-	-	-	-	-	-	-	-	-	-	-	8	-	-
Bulgarian Athletics Federation	BUL-ATH	8	-	-	-	-	-	-	-	-	-	-	-	-	8	-	-
European Triathlon Union	ETU	8	-	-	-	-	-	-	-	-	-	-	-	-	8	-	-
World Archery Americas	WAA	7	-	-	-	-	-	-	-	-	-	-	-	-	7	-	-
French Cycling Federation	FRA-FFC	7	-	1	-	-	-	-	-	-	-	-	-	-	7	-	14.3%
German Youth Force Sports Association	GER-DJK	7	-	-	-	-	-	-	-	-	-	-	-	-	7	-	-
German Police Sports Board of Trustees	DPSK	-	-	-	6	-	-	-	-	-	-	-	-	-	6	-	-
Spanish Swimming Federation	ESP-AQ	6	-	-	-	-	-	-	-	-	-	-	-	-	6	-	-
Malaysian Bodybuilding Federation	MBBF	-	-	-	6	-	2	-	-	-	-	-	-	-	6	-	33.3%
Estonian Athletic Association	EST - EAA	6	-	-	-	-	-	-	-	-	-	-	-	-	6	-	-
Medical and Sports Clinic of Wielkopolska Region	POL-WPSL	6	-	-	-	-	-	-	-	-	-	-	-	-	6	-	-
Natural Bodybuilding & Fitness Association (Singapore)	NBFA	6	-	1	-	-	-	-	-	-	-	-	-	-	6	-	16.7%
Geraklion Fund-Fit League	GERAKLION FUND	5	-	2	-	-	-	-	-	-	-	-	-	-	5	-	40.0%
European Shooting Confederation	ESC	5	-	-	-	-	-	-	-	-	-	-	-	-	5	-	-
World Bodybuilding & Physique Sports Federation	WBPF	5	-	4	-	-	-	-	-	-	-	-	-	-	5	-	80.0%
Swiss Drug-Free Powerlifting Federation	SUI-DFPOW	5	-	-	-	-	-	-	-	-	-	-	-	-	5	-	-
Drug Free Powerlifting Australia	AUS-DFPA	4	-	1	1	-	-	-	-	-	-	-	-	-	5	-	20.0%
International Pencak Silat Federation	PERSILAT	4	-	-	-	-	-	-	-	-	-	-	-	-	4	-	-
Indonesian Athletics Federation	INA-AF	4	-	-	-	-	-	-	-	-	-	-	-	-	4	-	-
Austrian Powerlifting Federation	AUT - POW	4	-	-	-	-	-	-	-	-	-	-	-	-	4	-	-
Canary antidoping Commission for Canary wrestling	ESP-Canari-Wrestling	4	-	-	-	-	-	-	-	-	-	-	-	-	4	-	-
International Association of Ultrarunners	IAU	4	-	-	-	-	-	-	-	-	-	-	-	-	4	-	-
International Fly Sport Fishing Federation	FIPS-Mouche (R)	2	1	-	2	-	-	-	-	-	-	-	-	-	4	25.0%	-
Bolivarian Sports Organization	ODEBO	4	-	-	-	-	-	-	-	-	-	-	-	-	4	-	-
International Federation of Sea Fishing Sport	FIPS-M (R)	2	-	-	2	-	-	-	-	-	-	-	-	-	4	-	-
International Crossbow Shooting Union	ICSU	3	-	-	-	-	-	-	-	-	-	-	-	-	3	-	-
Comissió Antidopatge de Catalunya	ESP-Cat-NADO	3	-	-	-	-	-	-	-	-	-	-	-	-	3	-	-
Pan American Weightlifting Federation	PAWF	3	-	-	-	-	-	-	-	-	-	-	-	-	3	-	-
Hong Kong Weightlifting and Powerlifting Association	HKG-WF	3	-	-	-	-	-	-	-	-	-	-	-	-	3	-	-
International Canicross Fédération	ICF-Canicross	3	-	-	-	-	-	-	-	-	-	-	-	-	3	-	-
Australian Rugby Union	ARU	2	-	-	1	-	-	-	-	-	-	-	-	-	3	-	-
Estonian Bodybuilding and Fitness Federation	EST-BAF	3	-	1	-	-	-	-	-	-	-	-	-	-	3	-	33.3%
Professional Golf Tour of India	IND-PGTI	3	-	1	-	-	-	-	-	-	-	-	-	-	3	-	33.3%
International non-governmental organization for Sports Aerobics and Fitness	FISAF International	2	-	-	-	-	-	-	-	-	-	-	-	-	2	-	-
International Catholic Federation of Physical Education and Sports	FICEP	2	-	-	-	-	-	-	-	-	-	-	-	-	2	-	-
Estonian Karate Federation	EST-KF	2	-	-	-	-	-	-	-	-	-	-	-	-	2	-	-
Estonian Swimming Federation	EST - SWI	2	-	-	-	-	-	-	-	-	-	-	-	-	2	-	-
Chinese Taipei Association of Ultrarunners	CTAU	2	-	-	-	-	-	-	-	-	-	-	-	-	2	-	-
German Boxing Association	GER-ProBOX	2	-	-	-	-	-	-	-	-	-	-	-	-	2	-	-
Swiss Association of Athletics Federation	SUI-ATH	-	-	-	2	-	-	-	-	-	-	-	-	-	2	-	-
Estonian Academic Sports Federation	EASL	2	-	-	-	-	-	-	-	-	-	-	-	-	2	-	-

2018 Anti-Doping Testing Figures
Samples Analyzed and Reported by Accredited Laboratories in ADAMS

Table 9: Total Samples by TA Category - Other Sport Organizations* - continued

Other Sport Organizations	ADAMS ADO Code	Samples	Urine						Blood						Total			
			IC ATF	AAF	Samples	ATF	AAF	Samples	IC ATF	AAF	Samples	ATF	AAF	Samples	% ATF	% AAF		
German Armwrestling Association	GER-AWR	2	-	-	-	-	-	-	-	-	-	-	-	-	-	2	-	-
Academic Federation of University Sport	FADU	1	-	-	-	-	-	-	-	-	-	-	-	-	1	-	-	
European Powerlifting Federation	EPF	1	-	-	-	-	-	-	-	-	-	-	-	-	1	-	-	
Estonian Orienteering Federation	EST-EOF	1	-	-	-	-	-	-	-	-	-	-	-	-	1	-	-	
Phuket Asian Beach Games Organizing Committee	PABGOC	1	-	-	-	-	-	-	-	-	-	-	-	-	1	-	-	
Norwegian Athletics Federation	NFIF	1	-	-	-	-	-	-	-	-	-	-	-	-	1	-	-	
Natural Physique Association	GBR-NPA	1	-	-	-	-	-	-	-	-	-	-	-	-	1	-	-	
Israeli Athletic Association	ISR-ATH	1	-	-	-	-	-	-	-	-	-	-	-	-	1	-	-	
Belgian Paralympic Committee	Parantee	1	-	-	-	-	-	-	-	-	-	-	-	-	1	-	-	
Estonian Badminton Association	EST-BAD	1	-	-	-	-	-	-	-	-	-	-	-	-	1	-	-	
		17,832	15	259	2,948	2	43	364	-	-	412	-	-	21,556	0.1%	1.4%		

* Non-Code Signatories

Table 10: GC/C/IRMS Tests Conducted per Testing Authority for Markers of the Steroid Profile

Testing Authority	ADAMS Code	Urine						
		IC Samples	IC AAF	OOB Samples	OOB AAF	Total Samples	Total AAFs	% AAF
US Anti-Doping Agency	USADA	286	10	556	3	842	13	2%
Russian National Anti-Doping Organization	RUSADA	136	5	270	1	406	6	1%
Italian National Anti-Doping Agency	NADO ITALIA	154	4	68	3	222	7	3%
Brasilian Authority on Anti-Doping Control	ABCD	195	6	15	-	210	6	3%
German National Anti-Doping Agency	NADA	76	1	75	-	151	1	1%
International Cycling Union	UCI	88	2	50	1	138	3	2%
French Anti-Doping Agency	AFLD-NADO	58	8	54	4	112	12	11%
International Olympic Committee	IOC	44	1	61	-	105	1	1%
International Weightlifting Federation	IWF	55	12	49	12	104	24	23%
IAAF - Athletics Integrity Unit	IAAF - AIU	57	-	44	1	101	1	1%
International Tennis Federation	ITF	61	-	21	-	82	0	0%
Canadian Centre for Ethics in Sport	CCES	41	1	40	1	81	2	2%
Australian Sports Anti-Doping Authority	ASADA	30	-	50	1	80	1	1%
Turkish Anti Doping Commission	TADC	57	5	19	-	76	5	7%
International Swimming Federation	FINA	13	-	60	2	73	2	3%
Polish Anti-Doping Agency	POLADA	28	1	43	-	71	1	1%
Antidoping Switzerland	ADCH	16	-	51	-	67	0	0%
Spain National Anti-Doping Agency	ESP-NADO	40	1	25	-	65	1	2%
Olympic Council of Asia	OCA	50	-	6	-	56	0	0%
Swedish Sports Confederation	RF	26	1	26	-	52	1	2%
Japan Anti-Doping Agency	JADA	36	-	13	-	49	0	0%
NADO Flanders	NADOF	30	4	19	1	49	5	10%
Anti-Doping Agency of Kenya	ADAK	15	2	33	-	48	2	4%
Finnish Center for Integrity in Sports/Finnish Anti-Doping Agency	FINCIS/FINADA	22	-	26	-	48	0	0%
China Anti-Doping Agency	CHINADA	12	-	34	-	46	0	0%
UK Anti-Doping	UKAD	11	4	33	-	44	4	9%
National Anti-doping Center of Ukraine	NADC Ukraine	15	2	29	3	44	5	11%
CHN-Provincial Sports Bureau in China	CHN-PSB	35	-	9	-	44	0	0%
National Anti Doping Agency -India	IND-NADO	28	4	14	2	42	6	14%
Netherlands Anti-Doping Authority	ADAN	28	1	13	-	41	1	2%
Commonwealth Games Federation	CGF	29	-	11	-	40	0	0%
South American Football Confederation	CONMEBOL	33	-	7	-	40	0	0%
Union of European Football Associations	UEFA	27	-	13	-	40	0	0%
Anti-Doping Norway	ADNO	15	1	23	1	38	2	5%
World Triathlon Corporation	IRONMAN	12	-	25	4	37	4	11%
Argentina National Anti-Doping Agency	ARG-CNAD	26	-	9	-	35	0	0%
International Paralympic Committee	IPC	14	1	20	-	34	1	3%
Kazakhstan National Anti-Doping Centre	KAZ-NADO	11	-	20	2	31	2	6%
Korea Anti-Doping Agency	KADA	21	-	10	1	31	1	3%
Portugal Anti-Doping Agency	ADoP	26	-	5	-	31	0	0%
Anti-Doping Denmark	ADD	8	-	22	-	30	0	0%
I.R Iran National Anti-Doping Organization	IRI-NADO	20	3	10	2	30	5	17%
South African Institute for Drug-Free Sport	SAIDS	22	-	8	1	30	1	3%
Saudi Arabian Antidoping Committee	KSA-NADO	17	-	11	-	28	0	0%
World Rugby	World Rugby	15	1	12	-	27	1	4%
Central American and Caribbean Sports Organization	OCECABE	27	-	-	-	27	0	0%

Table 10: GC/C/IRMS Tests Conducted per Testing Authority for Markers of the Steroid Profile - continued

Testing Authority	ADAMS Code	Urine						
		IC		OOC		Total Samples	Total AAFs	% AAF
		Samples	AAF	Samples	AAF			
Chilean National Anti-Doping Commission	CHI-NADO	20	-	6	-	26	0	0%
Azerbaijan National Anti-Doping Agency	AMADA	17	-	8	-	25	0	0%
European Handball Federation	EUR-HAND	24	-	-	-	24	0	0%
Italian Ministry of Health Departement	CVD-Italia	24	-	-	-	24	0	0%
International Judo Federation	IJF	14	-	9	1	23	1	4%
United World Wrestling	UWW	13	1	10	-	23	1	4%
World Taekwondo	WT	15	-	8	-	23	0	0%
USA Powerlifting	USA-USAPL	4	-	19	4	23	4	17%
International Powerlifting Federation	IPF	15	6	7	1	22	7	32%
Doping Control Agency of Thailand	DCAT	-	-	22	16	22	16	73%
National Anti-Doping Agency Austria GmbH	NADA Austria	10	-	12	-	22	0	0%
International Biathlon Union	IBU	7	-	14	-	21	0	0%
International Skating Union	ISU	12	-	9	-	21	0	0%
Drug Free Sport New Zealand	DFSNZ	6	1	15	-	21	1	5%
Egyptian National Anti-doping Organization	EGY-NADO	8	2	12	1	20	3	15%
Mexican National Anti-Doping Committee	MEX-NADO	6	-	13	-	19	0	0%
Ethiopian Anti doping Organization	ETH-NADO	8	1	10	-	18	1	6%
French Community of Belgium NADO	BEL-CFWB	15	-	3	-	18	0	0%
Basque Anti-Doping Agency	ESP-Vasco	17	1	1	-	18	1	6%
International Triathlon Union	ITU	16	1	1	-	17	1	6%
Anti-Doping Paraguay	PAR-NADO	15	-	1	-	16	0	0%
CHN-National Federations in China	CHN-NF	13	1	3	-	16	1	6%
International Fencing Federation	FIE	7	-	8	-	15	0	0%
Hungarian Anti-Doping Agency	HUNADO	8	-	7	-	15	0	0%
International Ice Hockey Federation	IIHF	11	-	3	-	14	0	0%
International Ski Federation	FIS	2	-	12	-	14	0	0%
Slovak Anti-Doping Agency	SADA	8	-	6	-	14	0	0%
International Basketball Federation	FIBA	9	-	4	-	13	0	0%
Agency for Anti-Doping Control of Bosnia and Herzegovina	BiH-NADO	6	-	7	-	13	0	0%
Asian Paralympic Committee	APC	12	-	-	-	12	0	0%
Bulgarian Anti-doping Center	BUL-NADO	7	-	4	-	11	0	0%
European Athletics Association	EA	11	-	-	-	11	0	0%
International Shooting Sport Federation	ISSF	9	-	1	-	10	0	0%
Czech Anti-Doping Committee	CADC	8	-	2	-	10	0	0%
Asian Football Confederation	AFC	7	-	3	-	10	0	0%
International Boxing Association	AIBA	8	-	1	-	9	0	0%
Anti-Doping Commission, Chinese Taipei Olympic Committee	CTADA	6	-	3	-	9	0	0%
Turkish Basketball Federation	TUR-BAS	9	-	-	-	9	0	0%
International Federation of Football Associations	FIFA	1	-	7	-	8	0	0%
Belarus National Anti-Doping Agency	BNADA	1	-	7	-	8	0	0%
Croatian Institute of Public Health	CIPH	5	-	3	1	8	1	13%
Georgian Anti-Doping Agency	GEO-NADO	3	-	5	-	8	0	0%
Sport Ireland	SI	2	-	6	-	8	0	0%
United Arab Emirates National Anti-doping Committee	UAE-NADO	7	-	1	-	8	0	0%
Oceania RADO	O-RADO	1	-	7	-	8	0	0%
International Committee of Mediterranean Games	ICMG	8	-	-	-	8	0	0%

Table 10: GC/C/IRMS Tests Conducted per Testing Authority for Markers of the Steroid Profile - continued

Testing Authority	ADAMS Code	Urine						
		IC Samples	IC AAF	OOB Samples	OOB AAF	Total Samples	Total AAFs	% AAF
World Anti-Doping Agency	WADA-AMA	4	-	4	-	8	0	0%
African Football Confederation	CAF	8	-	-	-	8	0	0%
Badminton World Federation	BWF	5	-	2	-	7	0	0%
International Volleyball Federation	FIVB	5	-	2	-	7	0	0%
International Federation of Bodybuilding and Fitness	IFBB	7	1	-	-	7	1	14%
Anti-Doping Agency of Malaysia	ADAMAS	3	-	4	-	7	0	0%
Colombian NADO	COL-NADO	7	-	-	-	7	0	0%
Slovenian Antidoping Organization	SLOADO	6	-	1	-	7	0	0%
Africa Zone VI RADO	AFR-RADO-VI	6	-	1	-	7	0	0%
West Asia RADO	W-ASIA-RADO	-	-	7	1	7	1	14%
International Cricket Council	ICC	1	-	5	-	6	0	0%
Anti-Doping department of State Sports Medicine Centre	LAT-NADO	3	1	3	-	6	1	17%
Estonian Anti-Doping Agency	EADA	5	-	1	-	6	0	0%
Jamaica Anti-Doping Commission	JADCO	5	-	1	-	6	0	0%
Monaco Anti-Doping Committee	CMA Monaco	2	-	4	-	6	0	0%
Africa Zone V RADO	AFR-RADO-V	-	-	6	-	6	0	0%
Indian Ocean RADO	IND-OCE-RADO	-	-	6	-	6	0	0%
International Blind Sport Association	IBSA	5	-	1	-	6	0	0%
International Equestrian Federation	FEI	3	1	2	-	5	1	20%
International Gymnastics Federation	FIG	4	-	1	-	5	0	0%
International Handball Federation	IHF	5	-	-	-	5	0	0%
International Modern Pentathlon Union	UIPM	5	-	-	-	5	0	0%
International Rowing Federation	FISA	4	-	1	-	5	0	0%
World Archery Federation	WA	3	-	2	-	5	0	0%
World Skate	WSK	5	-	-	-	5	0	0%
Nigerian National Anti-Doping Committee	NGR-NADO	4	-	1	-	5	0	0%
Qatar Antidoping Commission	QADC	5	-	-	-	5	0	0%
Africa Zone II & III RADO	AFR-RADO-II-III	-	-	5	-	5	0	0%
International University Sport Federation	FISU	5	-	-	-	5	0	0%
Royal Belgian Cycling League	BEL-CY	5	-	-	-	5	0	0%
World Masters Athletics	WMA	5	1	-	-	5	1	20%
International Canoe Federation	ICF	3	-	1	-	4	0	0%
International Cheer Union	ICU	4	-	-	-	4	0	0%
International Life Saving Federation	ILSF	4	-	-	-	4	0	0%
World Karate Federation	WKF	4	-	-	-	4	0	0%
International Sambo Federation	FIAS	3	-	1	-	4	0	0%
World Association of Kickboxing Organizations	WAKO	1	-	3	-	4	0	0%
Anti-Doping Agency of Serbia	ADAS	3	-	1	-	4	0	0%
Bermuda Sport Anti- Doping Authority	BSADA	3	-	1	-	4	0	0%
Lembaga Anti-Doping Indonesia	LADI	3	-	1	-	4	0	0%
Africa Zone I RADO	AFR-RADO-I	1	-	3	1	4	1	25%
Eastern Europe RADO	E-EUR-RADO	-	-	4	-	4	0	0%
Asian Athletics Association	AAA	4	-	-	-	4	0	0%
Board of Control for Cricket in India	IND-BCCI	3	-	1	-	4	0	0%
European Judo Union	EJU	4	-	-	-	4	0	0%
European Swimming League	LEN	4	-	-	-	4	0	0%

Table 10: GC/C/IRMS Tests Conducted per Testing Authority for Markers of the Steroid Profile - continued

Testing Authority	ADAMS Code	Urine						
		IC Samples	IC AAF	OOB Samples	OOB AAF	Total Samples	Total AAFs	% AAF
International Natural Bodybuilding Association	INBA	4	1	-	-	4	1	25%
Venezuelan Professional Baseball League	VEN-ProBB	4	2	-	-	4	2	50%
International Hockey Federation	FIH	3	-	-	-	3	0	0%
International Luge Federation	FIL	1	-	2	-	3	0	0%
International Sumo Federation	IFS-Sumo	2	-	1	-	3	0	0%
International Waterski & Wakeboard Federation	IWWF	2	-	1	-	3	0	0%
International Dragon Boat Federation	IDBF	-	-	3	-	3	0	0%
Bahamas Anti-Doping Commission	BADC	1	-	2	-	3	0	0%
Common Community Commission (Brussels)	COCOM	2	-	1	-	3	0	0%
Cyprus Anti-Doping Authority	CYADA	3	-	-	-	3	0	0%
Guatemala NADO	GUA-OAD	3	2	-	-	3	2	67%
Jordan Anti-doping Organization	JADO	-	-	3	-	3	0	0%
National Anti-Doping Commission of Barbados	NADC	-	-	3	-	3	0	0%
National Olympic and Sports Association of Iceland	ISL-NADO	-	-	3	-	3	0	0%
Uruguay Anti-Doping	URU-NADO	2	-	1	-	3	0	0%
Caribbean RADO	CAR-RADO	1	-	2	-	3	0	0%
World Paravolley	WPV	2	-	1	-	3	0	0%
Australian Cycling Federation	AUS-CY	3	-	-	-	3	0	0%
German Drug-Free Powerlifting Federation	GDFFP	3	-	-	-	3	0	0%
Mexican Football Federation	MEX-FO	3	-	-	-	3	0	0%
World Powerlifting Alliance	WPA-APA	2	-	1	-	3	0	0%
International Bobsleigh and Skeleton Federation	IBSF	-	-	2	-	2	0	0%
International Automobile Federation	FIA	2	-	-	-	2	0	0%
International Federation of Sport Climbing	IFSC	2	-	-	-	2	0	0%
International Floorball Federation	IFF	-	-	2	-	2	0	0%
International Motorcycling Federation	FIM	2	-	-	-	2	0	0%
International Ski Mountaineering Federation	ISMF	-	-	2	-	2	0	0%
World Baseball Softball Confederation	WBSC	2	-	-	-	2	0	0%
World DanceSport Federation	WDSF	2	-	-	-	2	0	0%
World Underwater Federation	CMAS	1	-	1	-	2	0	0%
Anti-Doping Commission of Malta	MLT-NADO	2	-	-	-	2	0	0%
Anti-Doping Singapore	ADS	-	-	2	-	2	0	0%
Israeli NADO	ISR-NADO	-	-	2	-	2	0	0%
Luxembourg NADO	ALAD	2	-	-	-	2	0	0%
Mongolian National Anti-Doping Organization	MGL-NADO	2	1	-	-	2	1	50%
NADO-DG Eupen - Belgium	NADO-DG Eupen	2	-	-	-	2	0	0%
Romanian National Anti-Doping Agency	ANAD-Romania	-	-	2	-	2	0	0%
Sri Lanka Anti Doping Agency	SRI-NADO	2	-	-	-	2	0	0%
Central Asia RADO	RADOCA-RADO	-	-	2	-	2	0	0%
Gulf States and Yemen RADO	GSY-RADO	-	-	2	1	2	1	50%
International School Sport Federation	ISF-School	2	-	-	-	2	0	0%
International Wheelchair Rugby Federation	IWRF	2	-	-	-	2	0	0%
Asian Swimming Federation	AASF	2	-	-	-	2	0	0%
Catalan Bodybuilding Federation	ESP-FCF	2	-	-	-	2	0	0%
Central America and Caribbean Volleyball Confederation	NORCECA	2	-	-	-	2	0	0%
European Deaf Sport Organization	EDSO	2	-	-	-	2	0	0%

Table 10: GC/C/IRMS Tests Conducted per Testing Authority for Markers of the Steroid Profile - continued

Testing Authority	ADAMS Code	Urine						
		IC Samples	IC AAF	OOC Samples	OOC AAF	Total Samples	Total AAFs	% AAF
European Professional Club Rugby	EPCR	2	-	-	-	2	0	0%
FVA Professional Boxing	AUT-ProBOX	2	-	-	-	2	0	0%
Israel Football Association	ISR-FB	2	-	-	-	2	0	0%
World Boxing Association	WBA	2	-	-	-	2	0	0%
World Boxing Council	WBC	2	1	-	-	2	1	50%
International Table Tennis Federation	ITTF	-	-	1	-	1	0	0%
International Federation of Pelota Vasca	FIPV	1	-	-	-	1	0	0%
International Orienteering Federation	IOF	1	-	-	-	1	0	0%
International Powerboating Federation	UIM	1	-	-	-	1	0	0%
World Air Sports Federation	FAI	1	-	-	-	1	0	0%
World Bridge Federation	WBF	1	1	-	-	1	1	100%
World Chess Federation	FIDE	1	-	-	-	1	0	0%
World Confederation of Billiards Sports	WCBS	1	-	-	-	1	0	0%
World Flying Disc Federation	WFDF	-	-	1	-	1	0	0%
International Federation Icestocksport	IFI	1	-	-	-	1	0	0%
International Fistball Association	IFA	-	-	1	-	1	0	0%
World Draughts Federation	FMJD	1	-	-	-	1	0	0%
Algerian National Anti-Doping Organization	ALG-NADO	1	-	-	-	1	0	0%
Andorra National Anti-Doping Commission	AGAD	1	-	-	-	1	0	0%
Armenian National Anti-Doping Organization	ARM-NADO	-	-	1	-	1	0	0%
Cameroon Anti-Doping Organisation	OCALUDS	1	-	-	-	1	0	0%
Cuban National Anti-Doping Agency	CUB-NADO	-	-	1	-	1	0	0%
Federacion Dominicana de Medicina del Deporte	FEDOMEDE	1	1	-	-	1	1	100%
Hellenic National Council for Combatting Doping	ESKAN	1	-	-	-	1	0	0%
Hong Kong Anti-Doping Committee	HKG-ADC	-	-	1	-	1	0	0%
Kuwait Anti-Doping Committee	KUW-NADO	-	-	1	-	1	0	0%
Lebanese Olympic Committee/Anti-Doping Commission	LIB-OC	1	-	-	-	1	0	0%
Liechtenstein Olympic Committee	LOC	-	-	1	-	1	0	0%
Lithuanian Anti-Doping Agency	LTU-NADO	-	-	1	-	1	0	0%
National Anti Doping Agency Belize	NADO Belize	1	-	-	-	1	0	0%
National Antidoping Agency of the Republic of Moldova	NADO Moldova	-	-	1	-	1	0	0%
Peru National Anti-Doping Commission	CONAD PERU	1	-	-	-	1	0	0%
Puerto Rico Anti-Doping Organization	PUR-NADO	-	-	1	-	1	0	0%
San Marino Standing Committee on Anti-Doping	SMR-NADO	1	-	-	-	1	0	0%
South East Asia RADO	SE-ASIA-RADO	-	-	1	-	1	0	0%
Boccia International Sports Federation	BISFED	1	-	-	-	1	0	0%
International Military Sports Council	CISM	1	-	-	-	1	0	0%
International Sports Federation for Athletes with an Intellectu	INAS	1	-	-	-	1	0	0%
International Union of Kettlebell Lifting	IUKL	1	-	-	-	1	0	0%
International Wheelchair and Amputee Sports Federation	IWAS	1	-	-	-	1	0	0%
Kudo International Federation	KIF	-	-	1	-	1	0	0%
Sport Federation of China Disabled Persons	CHN-SFDP	-	-	1	-	1	0	0%
World Arm Wrestling Federation	WAF	1	1	-	-	1	1	100%
Anti-Doping Organization of New Caledonia	NCL-NADO	1	-	-	-	1	0	0%
Basque Federation of Basque Sports and Games	FVJDV	1	-	-	-	1	0	0%
CHN-Colleges or Schools in China	CHN-COS	1	-	-	-	1	0	0%

Table 10: GC/C/IRMS Tests Conducted per Testing Authority for Markers of the Steroid Profile - continued

Testing Authority	ADAMS Code	Urine						
		IC Samples	IC AAF	OOA Samples	OOA AAF	Total Samples	Total AAFs	% AAF
European Boxing Union	EBU	1	-	-	-	1	0	0%
European Gymnastics Union	UEG	1	-	-	-	1	0	0%
French Polynesia Youth Services and Sports	TAH-NADO	1	-	-	-	1	0	0%
German Armwrestling Association	GER-AWR	1	-	-	-	1	0	0%
German Natural Bodybuilding & Fitness Federation	GNBF	1	-	-	-	1	0	0%
German Triathlon Union	GER-TR	1	-	-	-	1	0	0%
International Boxing Federation	IBF	1	-	-	-	1	0	0%
International Rafting Federation	IRF-Rafting	1	-	-	-	1	0	0%
International Ultratriathlon Association	IUTA	1	-	-	-	1	0	0%
International Va'a Federation	IVFFIV	1	1	-	-	1	1	100%
Italian Powerlifting Federation	ITA-PL	1	-	-	-	1	0	0%
IWF Masters committee	IWF-Master	1	-	-	-	1	0	0%
Malaysia Swimming Federation	MAS-AQ	1	-	-	-	1	0	0%
Malta Football Association	MLT-FOO	1	-	-	-	1	0	0%
Others in China	China-Others	1	-	-	-	1	0	0%
Scottish Powerlifting Association	SCO-PL	1	-	-	-	1	0	0%
Six Nations Rugby Limited	GBR-SNRL	1	-	-	-	1	0	0%
Spanish Powerlifting Association	SPA-PL	1	-	-	-	1	0	0%
Swiss Natural Body-Building and Fitness Federation	SUI-SNBF	1	-	-	-	1	0	0%
World Boxing Organization	WBO	1	-	-	-	1	0	0%
Totals		2801	110	2423	73	5,224	183	3.50%

Table 11: ESA Tests Conducted per Testing Authority (Urine)

Testing Authority	ADAMS Code	IC		Urine		Total Samples	Total AAFs	% AAF
		Samples	AAF	OOB Samples	AAF			
German National Anti-Doping Agency	NADA	1449	1	2691	1	4140	2	0.05%
International Cycling Union	UCI	1991	2	1703	1	3694	3	0.08%
IAAF - Athletics Integrity Unit	IAAF - AIU	1102	1	952	2	2054	3	0.15%
UK Anti-Doping	UKAD	330	-	1617	-	1947	0	0%
Italian National Anti-Doping Agency	NADO ITALIA	1091	5	647	2	1738	7	0.4%
Russian National Anti-Doping Organization	RUSADA	731	3	1007	-	1738	3	0.2%
China Anti-Doping Agency	CHINADA	509	-	1120	1	1629	1	0.1%
US Anti-Doping Agency	USADA	412	3	1152	1	1564	4	0.3%
Spain National Anti-Doping Agency	ESP-NADO	806	2	572	-	1378	2	0.1%
Braslian Authority on Anti-Doping Control	ABCD	944	2	284	-	1228	2	0.2%
French Anti-Doping Agency	AFLD-NADO	674	5	413	1	1087	6	0.6%
Netherlands Anti-Doping Authority	ADAN	469	-	537	-	1006	0	0%
Japan Anti-Doping Agency	JADA	623	-	319	-	942	0	0%
CHN-National Federations in China	CHN-NF	798	4	138	-	936	4	0.4%
Union of European Football Associations	UEFA	467	-	432	-	899	0	0%
International Biathlon Union	IBU	328	-	519	-	847	0	0%
International Swimming Federation	FINA	177	-	538	-	715	0	0%
Canadian Centre for Ethics in Sport	CCES	163	-	544	-	707	0	0%
Polish Anti-Doping Agency	POLADA	349	-	348	-	697	0	0%
NADO Flanders	NADOF	313	1	312	-	625	1	0.2%
Australian Sports Anti-Doping Authority	ASADA	103	-	469	-	572	0	0%
National Anti Doping Agency -India	IND-NADO	292	1	260	-	552	1	0.2%
Turkish Anti Doping Commission	TADC	169	1	354	-	523	1	0.2%
International Ski Federation	FIS	126	-	347	-	473	0	0%
International Olympic Committee	IOC	239	-	211	-	450	0	0%
Antidoping Switzerland	ADCH	30	-	409	-	439	0	0%
Korea Anti-Doping Agency	KADA	176	-	259	-	435	0	0%
Kazakhstan National Anti-Doping Centre	KAZ-NADO	192	-	204	1	396	1	0.3%
International Paralympic Committee	IPC	118	-	278	-	396	0	0%
Finnish Center for Integrity in Sports/Finnish Anti-Doping Agency	FINCIS/FINADA	111	-	276	-	387	0	0%
National Anti-Doping Agency Austria GmbH	NADA Austria	49	-	324	-	373	0	0%
Romanian National Anti-Doping Agency	ANAD-Romania	57	-	309	-	366	0	0%
International Triathlon Union	ITU	309	1	23	-	332	1	0.3%
Hellenic National Council for Combatting Doping	ESKAN	313	-	5	-	318	0	0%
International Federation of Football Associations	FIFA	269	-	43	-	312	0	0%
Azerbaijan National Anti-Doping Agency	AMADA	96	-	216	-	312	0	0%
Portugal Anti-Doping Agency	ADoP	225	-	86	-	311	0	0%
Egyptian National Anti-doping Organization	EGY-NADO	77	-	233	-	310	0	0%
French Community of Belgium NADO	BEL-CFWB	171	-	127	-	298	0	0%
Anti-Doping Denmark	ADD	78	-	218	-	296	0	0%
Anti-Doping Agency of Kenya	ADAK	88	1	204	-	292	1	0.3%
Anti-Doping Norway	ADNO	34	-	255	-	289	0	0%
Chilean National Anti-Doping Commission	CHI-NADO	196	-	89	-	285	0	0%
World Triathlon Corporation	IRONMAN	135	-	150	1	285	1	0.4%
Czech Anti-Doping Committee	CADC	203	-	73	-	276	0	0%
Swedish Sports Confederation	RF	139	-	137	-	276	0	0%
Sport Ireland	SI	2	-	267	-	269	0	0%

Table 11: ESA Tests Conducted per Testing Authority (Urine) - continued

Testing Authority	ADAMS Code	Urine						
		IC Samples	IC AAF	OOB Samples	OOB AAF	Total Samples	Total AAFs	% AAF
World Rugby	World Rugby	73	-	193	-	266	0	0%
Olympic Council of Asia	OCA	124	-	122	1	246	1	0.4%
Belarus National Anti-Doping Agency	BNADA	72	-	173	-	245	0	0%
Commonwealth Games Federation	CGF	117	-	116	-	233	0	0%
National Anti-doping Center of Ukraine	NADC Ukraine	105	1	116	1	221	2	0.9%
Africa Zone I RADO	AFR-RADO-I	98	-	112	-	210	0	0%
Basque Anti-Doping Agency	ESP-Vasco	169	-	30	-	199	0	0%
International Weightlifting Federation	IWF	96	-	97	-	193	0	0%
International Volleyball Federation	FIVB	110	-	83	-	193	0	0%
South American Football Confederation	CONMEBOL	37	-	151	-	188	0	0%
CHN-Provincial Sports Bureau in China	CHN-PSB	128	2	53	-	181	2	1.1%
International Tennis Federation	ITF	1	-	168	-	169	0	0%
Ethiopian Anti doping Organization	ETH-NADO	56	-	108	-	164	0	0%
Anti-Doping department of State Sports Medicine Centre	LAT-NADO	61	-	100	-	161	0	0%
Colombian NADO	COL-NADO	114	-	38	2	152	2	1.3%
United World Wrestling	UWW	68	-	83	-	151	0	0%
Saudi Arabian Antidoping Committee	KSA-NADO	137	-	13	-	150	0	0%
Mexican National Anti-Doping Committee	MEX-NADO	63	-	76	-	139	0	0%
International Ice Hockey Federation	IIHF	45	-	83	-	128	0	0%
Drug Free Sport New Zealand	DFSNZ	7	-	118	-	125	0	0%
Central American and Caribbean Sports Organization	ODECABE	124	-	-	-	124	0	0%
Doping Control Agency of Thailand	DCAT	48	-	74	-	122	0	0%
International Rowing Federation	FISA	-	-	120	-	120	0	0%
Badminton World Federation	BWF	8	-	111	-	119	0	0%
Bulgarian Anti-doping Center	BUL-NADO	52	-	58	-	110	0	0%
Croatian Institute of Public Health	CIPH	36	-	71	-	107	0	0%
Luxembourg NADO	ALAD	76	-	31	-	107	0	0%
World Taekwondo	WT	85	-	18	-	103	0	0%
Hong Kong Anti-Doping Committee	HKG-ADC	-	-	102	-	102	0	0%
Argentina National Anti-Doping Agency	ARG-CNAD	84	1	17	-	101	1	1%
International Judo Federation	IJF	71	-	25	-	96	0	0%
International Skating Union	ISU	57	-	35	-	92	0	0%
Jamaica Anti-Doping Commission	JADCO	29	-	62	-	91	0	0%
Anti-Doping Commission, Chinese Taipei Olympic Committee	CTADA	36	-	54	-	90	0	0%
Oceania RADO	O-RADO	8	-	78	-	86	0	0%
International Basketball Federation	FIBA	67	-	16	-	83	0	0%
Slovak Anti-Doping Agency	SADA	26	-	54	-	80	0	0%
International Boxing Association	AIBA	51	-	26	-	77	0	0%
South American Sports Organization	ODESUR	75	-	-	-	75	0	0%
Anti-Doping Singapore	ADS	4	-	69	-	73	0	0%
Africa Zone VI RADO	AFR-RADO-VI	26	-	44	-	70	0	0%
I.R Iran National Anti-Doping Organization	IRI-NADO	62	-	8	-	70	0	0%
Guatemala NADO	GUA-OAD	69	1	-	-	69	1	1%
Anti-Doping Agency of Serbia	ADAS	27	-	42	-	69	0	0%
Estonian Anti-Doping Agency	EADA	20	-	46	-	66	0	0%
Cyprus Anti-Doping Authority	CYADA	61	-	4	-	65	0	0%
Slovenian Antidoping Organization	SLOADO	33	-	30	3	63	3	5%

Table 11: ESA Tests Conducted per Testing Authority (Urine) - continued

Testing Authority	ADAMS Code	Urine						
		IC		OOC		Total	Total	%
		Samples	AAF	Samples	AAF	Samples	AAFs	AAF
Agency for Anti-Doping Control of Bosnia and Herzegovina	BiH-NADO	25	-	36	1	61	1	2%
Cuban National Anti-Doping Agency	CUB-NADO	33	-	28	-	61	0	0%
Monaco Anti-Doping Committee	CMA Monaco	14	-	42	-	56	0	0%
International Equestrian Federation	FEI	41	-	13	-	54	0	0%
South African Institute for Drug-Free Sport	SAIDS	31	-	21	1	52	1	2%
Central Asia RADO	RADOCA-RADO	-	-	50	-	50	0	0%
Hungarian Anti-Doping Agency	HUNADO	13	-	34	1	47	1	2%
West Asia RADO	W-ASIA-RADO	-	-	47	-	47	0	0%
Bermuda Sport Anti-Doping Authority	BSADA	25	-	19	-	44	0	0%
Common Community Commission (Brussels)	COCOM	24	-	20	-	44	0	0%
International Fencing Federation	FIE	31	-	12	-	43	0	0%
Eastern Europe RADO	E-EUR-RADO	-	-	42	-	42	0	0%
International Gymnastics Federation	FIG	19	-	23	-	42	0	0%
Africa Zone II & III RADO	AFR-RADO-II-III	1	-	40	-	41	0	0%
South East Asia RADO	SE-ASIA-RADO	4	-	37	-	41	0	0%
Caribbean RADO	CAR-RADO	9	-	31	-	40	0	0%
International Canoe Federation	ICF	14	-	26	-	40	0	0%
International Cricket Council	ICC	4	-	35	-	39	0	0%
Sport Federation of China Disabled Persons	CHN-SFDP	19	-	20	-	39	0	0%
Georgian Anti-Doping Agency	GEO-NADO	16	-	23	-	39	0	0%
European Athletics Association	EA	36	-	1	-	37	0	0%
International Handball Federation	IHF	34	-	2	-	36	0	0%
Uruguay Anti-Doping	URU-NADO	25	1	11	-	36	1	3%
International Hockey Federation	FIH	27	-	9	-	36	0	0%
United Arab Emirates National Anti-doping Committee	UAE-NADO	30	-	5	-	35	0	0%
World Skate	WSK	27	-	7	-	34	0	0%
Nigerian National Anti-Doping Committee	NGR-NADO	20	-	14	-	34	0	0%
World Anti-Doping Agency	WADA-AMA	3	-	30	-	33	0	0%
Italian Ministry of Health Departement	CVD-Italia	33	-	-	-	33	0	0%
Africa Zone V RADO	AFR-RADO-V	22	-	10	-	32	0	0%
CHN-Colleges or Schools in China	CHN-COS	31	-	-	-	31	0	0%
Anti-Doping Paraguay	PAR-NADO	28	-	2	-	30	0	0%
Anti-Doping Commission of Malta	MLT-NADO	18	-	12	-	30	0	0%
Asian Paralympic Committee	APC	29	-	1	-	30	0	0%
International Association for Development of Apnea	AIDA	30	-	-	-	30	0	0%
Asian Football Confederation	AFC	15	-	13	-	28	0	0%
International Sambo Federation	FIAS	21	-	7	-	28	0	0%
Six Nations Rugby Limited	GBR-SNRL	28	-	-	-	28	0	0%
International Powerlifting Federation	IPF	10	-	17	-	27	0	0%
World Underwater Federation	CMAS	18	-	9	-	27	0	0%
World Karate Federation	WKF	15	-	11	-	26	0	0%
South Asia RADO	S-ASIA-RADO	-	-	25	-	25	0	0%
Sri Lanka Anti Doping Agency	SRI-NADO	24	-	1	-	25	0	0%
International Modern Pentathlon Union	UIPM	8	-	17	-	25	0	0%
Jordan Anti-doping Organization	JADO	-	-	24	-	24	0	0%
Venezuela NADO	VEN-NADO	12	-	12	-	24	0	0%
International Committee of Mediterranean Games	ICMG	24	-	-	-	24	0	0%

Table 11: ESA Tests Conducted per Testing Authority (Urine) - continued

Testing Authority	ADAMS Code	Urine						
		IC Samples	IC AAF	OOB Samples	OOB AAF	Total Samples	Total AAFs	% AAF
International Table Tennis Federation	ITTF	7	-	17	-	24	0	0%
Central American and Caribbean Athletic Association	NACAC	23	-	-	-	23	0	0%
Central American RADO	RADO-CAM	1	-	21	-	22	0	0%
Gulf States and Yemen RADO	GSY-RADO	-	-	21	-	21	0	0%
Algerian National Anti-Doping Organization	ALG-NADO	20	-	-	-	20	0	0%
International Ski Mountaineering Federation	ISMF	6	-	13	-	19	0	0%
Bahamas Anti-Doping Commission	BADC	13	-	6	-	19	0	0%
European Judo Union	EJU	18	-	-	-	18	0	0%
Korea Cycle Racing Association	KOR-CYC	18	-	-	-	18	0	0%
Asian Athletics Association	AAA	18	-	-	-	18	0	0%
National Olympic and Sports Association of Iceland	ISL-NADO	6	-	10	-	16	0	0%
Qatar Antidoping Commission	QADC	5	-	11	-	16	0	0%
International Blind Sport Association	IBSA	13	-	2	-	15	0	0%
Indian Ocean RADO	IND-OCE-RADO	1	-	14	-	15	0	0%
South American RADO	RADO-SAM	-	-	14	-	14	0	0%
National Anti-Doping Agency of Tunisia	ANAD	-	-	14	-	14	0	0%
International University Sport Federation	FISU	13	-	-	-	13	0	0%
National Anti Doping Agency Belize	NADO Belize	12	1	-	-	12	1	8.3%
National Antidoping Agency of the Republic of Moldova	NADO Moldova	4	-	8	-	12	0	0%
World Association of Kickboxing Organizations	WAKO	6	-	6	-	12	0	0%
International Orienteering Federation	IOF	8	-	4	-	12	0	0%
European Swimming League	LEN	12	-	-	-	12	0	0%
Lithuanian Anti-Doping Agency	LTU-NADO	2	-	10	-	12	0	0%
Federacion Dominicana de Medicina del Deporte	FEDOMEDE	10	-	1	-	11	0	0%
International Waterski & Wakeboard Federation	IWWF	4	-	7	-	11	0	0%
International Federation of Sport Climbing	IFSC	-	-	11	-	11	0	0%
International Bobsleigh and Skeleton Federation	IBSF	-	-	11	-	11	0	0%
World DanceSport Federation	WDSF	10	-	-	-	10	0	0%
International Motorcycling Federation	FIM	10	-	-	-	10	0	0%
Israeli NADO	ISR-NADO	2	-	8	-	10	0	0%
World Squash Federation	WSF	5	-	4	-	9	0	0%
International Automobile Federation	FIA	9	-	-	-	9	0	0%
International Federation of Bodybuilding and Fitness	IFBB	7	-	2	-	9	0	0%
International Life Saving Federation	ILSF	7	-	1	-	8	0	0%
Chinese Taipei Athletics Association	CTAA	8	-	-	-	8	0	0%
International Federation of Muaythai Amateur	IFMA	7	-	1	-	8	0	0%
International Military Sports Council	CISM	8	-	-	-	8	0	0%
Lembaga Anti-Doping Indonesia	LADI	7	-	-	-	7	0	0%
Armenian National Anti-Doping Organization	ARM-NADO	4	-	3	-	7	0	0%
International Powerboating Federation	UIM	5	-	2	-	7	0	0%
West Indies Cricket Board	WICB	6	-	-	-	6	0	0%
Cameroon Anti-Doping Organisation	OCALUDS	1	-	5	-	6	0	0%
National Anti-Doping Commission of Barbados	NADC	3	-	3	-	6	0	0%
International Surfing Association	ISA	4	-	2	-	6	0	0%
Anti-Doping Organization of New Caledonia	OADNC	6	-	-	-	6	0	0%
Asian Cycling Confederation	ACC	6	-	-	-	6	0	0%
Anti-Doping Organization of Pakistan	ADOPak	6	-	-	-	6	0	0%

Table 11: ESA Tests Conducted per Testing Authority (Urine) - continued

Testing Authority	ADAMS Code	Urine						
		IC Samples	IC AAF	OOB Samples	OOB AAF	Total Samples	Total AAFs	% AAF
World Masters Athletics	WMA	5	-	-	-	5	0	0%
International Sumo Federation	IFS-Sumo	3	-	2	-	5	0	0%
NADO-DG Eupen - Belgium	NADO-DG Eupen	4	-	1	-	5	0	0%
International Floorball Federation	IFF	-	-	5	-	5	0	0%
International Wheelchair and Amputee Sports Federation	IWAS	5	-	-	-	5	0	0%
International Dragon Boat Federation	IDBF	1	-	3	-	4	0	0%
International Cheer Union	ICU	2	-	2	-	4	0	0%
International Sports Federation for Athletes with an Intellectual Disability	INAS	4	-	-	-	4	0	0%
International School Sport Federation	ISF-School	4	-	-	-	4	0	0%
Anti-Doping Organization of New Caledonia	NCL-NADO	4	-	-	-	4	0	0%
Bolivia National Olympic Committee	BOL-NOC	4	-	-	-	4	0	0%
World Sailing	WS	2	-	2	-	4	0	0%
International Ultratriathlon Association	IUTA	4	-	-	-	4	0	0%
Judo Union of Asia	JUA	4	-	-	-	4	0	0%
International Wushu Federation	IWUF	1	-	3	-	4	0	0%
Korea Motorboat Racing Association	KOR-MOTB	3	-	-	-	3	0	0%
Andorra National Anti-Doping Commission	AGAD	2	-	1	-	3	0	0%
Aruba National Anti-Doping Organization	ARU-NADO	3	-	-	-	3	0	0%
Sports Bureau of Macao SAR Government	MAC-NADO	3	-	-	-	3	0	0%
International Climbing and Mountaineering Federation	UIAA	-	-	3	-	3	0	0%
World Paravolley	WPV	3	-	-	-	3	0	0%
International Federation of Cerebral Palsy Football	IFCPF	1	-	2	-	3	0	0%
International Racquetball Federation	IRF	-	-	2	-	2	0	0%
International Golf Federation	IGF	2	-	-	-	2	0	0%
European Volleyball Confederation	EUR-VB	2	-	-	-	2	0	0%
Others in China	China-Others	2	-	-	-	2	0	0%
Estonian Football Association	EST - FB	2	-	-	-	2	0	0%
Ju-Jitsu International Federation	JJIF	1	-	1	-	2	0	0%
International Wheelchair Basketball Federation	IWBF	2	-	-	-	2	0	0%
European Boxing Union	EBU	2	-	-	-	2	0	0%
International Korfball Federation	IKF	-	-	2	-	2	0	0%
International Savate Federation	FIS-Savate	1	-	1	-	2	0	0%
International Kendo Federation	FIK	-	-	1	-	1	0	0%
Asian Handball Federation	AHF	1	-	-	-	1	0	0%
Costa Rica NADO	CRC-NADO	1	-	-	-	1	0	0%
World Baseball Softball Confederation	WBSC	1	-	-	-	1	0	0%
International Wheelchair Rugby Federation	IWRF	1	-	-	-	1	0	0%
Swiss Association of Athletics Federation	SUI-ATH	-	-	1	-	1	0	0%
Cerebral Palsy International Sports and Recreation Association	CPISRA	1	-	-	-	1	0	0%
World Flying Disc Federation	WFDF	-	-	1	-	1	0	0%
Totals		21952	40	26003	21	47,955	61	0.13%

Table 12: ESA Tests Conducted per Testing Authority (Blood)

Testing Authority	ADAMS Code	IC		OOC		Total Samples	Total AAFs	% AAF
		Samples	AAF	Samples	AAF			
International Cycling Union	UCI	236	3	465	-	701	3	0.4%
China Anti-Doping Agency	CHINADA	41	-	444	-	485	0	0%
International Biathlon Union	IBU	26	-	458	-	484	0	0%
International Tennis Federation	ITF	92	-	344	-	436	0	0%
International Olympic Committee	IOC	132	-	252	-	384	0	0%
Italian National Anti-Doping Agency	NADO ITALIA	181	-	184	2	365	2	0.5%
German National Anti-Doping Agency	NADA	206	-	52	-	258	0	0%
Braslian Authority on Anti-Doping Control	ABCD	78	-	89	-	167	0	0%
French Anti-Doping Agency	AFLD-NADO	79	3	74	1	153	4	2.6%
IAAF - Athletics Integrity Unit	IAAF - AIU	2	-	136	-	138	0	0%
Netherlands Anti-Doping Authority	ADAN	-	-	135	-	135	0	0%
Sport Ireland	SI	-	-	122	-	122	0	0%
International Swimming Federation	FINA	31	-	52	-	83	0	0%
International Triathlon Union	ITU	26	-	45	-	71	0	0%
Swedish Sports Confederation	RF	-	-	68	-	68	0	0%
Canadian Centre for Ethics in Sport	CCES	1	-	64	-	65	0	0%
International Federation of Football Associations	FIFA	64	-	1	-	65	0	0%
Japan Anti-Doping Agency	JADA	-	-	62	-	62	0	0%
Spain National Anti-Doping Agency	ESP-NADO	25	3	37	-	62	3	4.8%
Turkish Anti Doping Commission	TADC	-	-	46	-	46	0	0%
International Paralympic Committee	IPC	29	-	11	-	40	0	0%
International Canoe Federation	ICF	2	-	37	-	39	0	0%
Colombian NADO	COL-NADO	11	1	27	1	38	2	5.3%
Mexican National Anti-Doping Committee	MEX-NADO	10	-	22	-	32	0	0%
Luxembourg NADO	ALAD	-	-	28	-	28	0	0%
World Triathlon Corporation	IRONMAN	-	-	22	2	22	2	9.1%
Guatemala NADO	GUA-OAD	-	-	20	-	20	0	0%
Estonian Anti-Doping Agency	EADA	-	-	19	-	19	0	0%
Russian National Anti-Doping Organization	RUSADA	10	-	8	-	18	0	0%
International Skating Union	ISU	14	-	2	-	16	0	0%
UK Anti-Doping	UKAD	-	-	16	-	16	0	0%
Anti-Doping Denmark	ADD	2	-	11	-	13	0	0%
Central American and Caribbean Sports Organization	ODECABE	13	-	-	-	13	0	0%
Azerbaijan National Anti-Doping Agency	AMADA	-	-	12	-	12	0	0%
Finnish Center for Integrity in Sports/Finnish Anti-Doping Agency	FINCIS/FINADA	-	-	11	-	11	0	0%
Nippon Professional Baseball	JPN-NPB	10	-	-	-	10	0	0%
World Rugby	World Rugby	-	-	9	-	9	0	0%
World Taekwondo	WT	8	-	-	-	8	0	0%
International Ski Federation	FIS	-	-	7	-	7	0	0%
Common Community Commission (Brussels)	COCOM	4	-	1	-	5	0	0%
US Anti-Doping Agency	USADA	-	-	5	-	5	0	0%
Anti-Doping Norway	ADNO	-	-	4	-	4	0	0%
Union of European Football Associations	UEFA	4	-	-	-	4	0	0%
Qatar Antidoping Commission	QADC	-	-	4	-	4	0	0%
International Volleyball Federation	FIVB	4	-	-	-	4	0	0%
International Weightlifting Federation	IWF	1	-	3	-	4	0	0%
International Wheelchair Rugby Federation	IWRF	3	-	1	-	4	0	0%
Antidoping Switzerland	ADCH	-	-	3	-	3	0	0%
European Volleyball Confederation	EUR-VB	3	-	-	-	3	0	0%
Polish Anti-Doping Agency	POLADA	-	-	3	-	3	0	0%

Table 12: ESA Tests Conducted per Testing Authority (Blood) - continued

Testing Authority	ADAMS Code	IC		OOC		Total	Total	%
		Samples	AAF	Samples	AAF	Samples	AAFs	AAF
Australian Sports Anti-Doping Authority	ASADA	1	-	2	-	3	0	0%
International Korfball Federation	IKF	-	-	3	-	3	0	0%
National Antidoping Agency of the Republic of Moldova	NADO Moldova	-	-	2	-	2	0	0%
European Athletics Association	EA	-	-	2	-	2	0	0%
Egyptian National Anti-doping Organization	EGY-NADO	-	-	2	-	2	0	0%
Commonwealth Games Federation	CGF	-	-	2	-	2	0	0%
International Basketball Federation	FIBA	2	-	-	-	2	0	0%
International Modern Pentathlon Union	UIPM	-	-	2	-	2	0	0%
Anti-Doping Singapore	ADS	-	-	2	-	2	0	0%
Africa Zone I RADO	AFR-RADO-I	-	-	1	-	1	0	0%
Korea Anti-Doping Agency	KADA	-	-	1	-	1	0	0%
Hong Kong Anti-Doping Committee	HKG-ADC	-	-	1	-	1	0	0%
Armenian National Anti-Doping Organization	ARM-NADO	-	-	1	-	1	0	0%
International Committee of Mediterranean Games	ICMG	1	-	-	-	1	0	0%
Bahamas Anti-Doping Commission	BADC	-	-	1	-	1	0	0%
Hungarian Anti-Doping Agency	HUNADO	-	-	1	-	1	0	0%
CHN-National Federations in China	CHN-NF	-	-	1	-	1	0	0%
Totals		1352	10	3440	6	4,792	16	0.33%

Table 13: GHRF (GHS/GHRP) Tests Conducted per Testing Authority (Urine)

Testing Authority	ADAMS Code	Urine						
		IC Samples	IC AAF	OOB Samples	OOB AAF	Total Samples	Total AAFs	% AAF
US Anti-Doping Agency	USADA	3084	-	5974	1	9058	1	0.01%
International Tennis Federation	ITF	2852	-	742	-	3594	0	0%
German National Anti-Doping Agency	NADA	1210	-	1820	-	3030	0	0%
Canadian Centre for Ethics in Sport	CCES	1011	-	1871	-	2882	0	0%
Braslian Authority on Anti-Doping Control	ABCD	1945	-	285	-	2230	0	0%
International Cycling Union	UCI	632	-	927	1	1559	1	0.1%
Italian National Anti-Doping Agency	NADO ITALIA	835	1	722	-	1557	1	0.1%
China Anti-Doping Agency	CHINADA	323	-	1168	-	1491	0	0%
International Weightlifting Federation	IWF	638	-	755	2	1393	2	0.1%
UK Anti-Doping	UKAD	114	-	1269	-	1383	0	0%
Russian National Anti-Doping Organization	RUSADA	459	-	807	1	1266	1	0.1%
French Anti-Doping Agency	AFLD-NADO	539	1	682	-	1221	1	0.1%
International Federation of Football Associations	FIFA	315	-	901	-	1216	0	0%
International Swimming Federation	FINA	115	-	884	-	999	0	0%
Spain National Anti-Doping Agency	ESP-NADO	476	-	502	-	978	0	0%
International Paralympic Committee	IPC	373	-	473	-	846	0	0%
IAAF - Athletics Integrity Unit	IAAF - AIU	95	-	715	-	810	0	0%
Netherlands Anti-Doping Authority	ADAN	358	-	426	-	784	0	0%
Japan Anti-Doping Agency	JADA	463	-	264	-	727	0	0%
International Olympic Committee	IOC	300	-	379	-	679	0	0%
Australian Sports Anti-Doping Authority	ASADA	59	-	591	-	650	0	0%
World Rugby	World Rugby	195	-	358	-	553	0	0%
International Biathlon Union	IBU	70	-	478	-	548	0	0%
Jamaica Anti-Doping Commission	JADCO	162	-	265	-	427	0	0%
Turkish Anti Doping Commission	TADC	183	1	237	1	420	2	0.5%
Polish Anti-Doping Agency	POLADA	71	3	344	-	415	3	0.7%
Romanian National Anti-Doping Agency	ANAD-Romania	70	-	334	-	404	0	0%
National Anti Doping Agency -India	IND-NADO	207	-	186	-	393	0	0%
Korea Anti-Doping Agency	KADA	173	-	219	-	392	0	0%
Kazakhstan National Anti-Doping Centre	KAZ-NADO	150	-	227	-	377	0	0%
Antidoping Switzerland	ADCH	31	-	323	-	354	0	0%
Finnish Center for Integrity in Sports/Finnish Anti-Doping Agency	FINCIS/FINADA	96	-	217	-	313	0	0%
Egyptian National Anti-doping Organization	EGY-NADO	81	-	220	-	301	0	0%
Sport Ireland	SI	1	-	272	-	273	0	0%
Anti-Doping Denmark	ADD	65	-	206	-	271	0	0%
Azerbaijan National Anti-Doping Agency	AMADA	101	-	162	-	263	0	0%
National Anti-doping Center of Ukraine	NADC Ukraine	99	-	162	-	261	0	0%
Swedish Sports Confederation	RF	115	-	144	-	259	0	0%
International Triathlon Union	ITU	225	-	31	-	256	0	0%
National Anti-Doping Agency Austria GmbH	NADA Austria	48	1	205	1	253	2	0.8%
International Volleyball Federation	FIVB	158	-	94	-	252	0	0%
Anti-Doping Norway	ADNO	42	-	197	-	239	0	0%
NADO Flanders	NADOF	103	-	114	1	217	1	0.5%
International Ski Federation	FIS	6	-	200	-	206	0	0%
International Skating Union	ISU	142	-	59	-	201	0	0%
Guatemala NADO	GUA-OAD	181	-	8	-	189	0	0%
International Ice Hockey Federation	IIHF	100	-	85	-	185	0	0%

Table 13: GHRF (GHS/GHRP) Tests Conducted per Testing Authority (Urine) - continued

Testing Authority	ADAMS Code	Urine						
		IC Samples	IC AAF	OOB Samples	OOB AAF	Total Samples	Total AAFs	% AAF
Olympic Council of Asia	OCA	87	-	97	-	184	0	0%
Czech Anti-Doping Committee	CADC	140	-	40	-	180	0	0%
Portugal Anti-Doping Agency	ADoP	96	1	80	-	176	1	0.6%
Belarus National Anti-Doping Agency	BNADA	62	-	109	-	171	0	0%
Badminton World Federation	BWF	43	-	126	-	169	0	0%
CHN-National Federations in China	CHN-NF	17	-	144	-	161	0	0%
Bahamas Anti-Doping Commission	BADC	66	-	92	-	158	0	0%
Saudi Arabian Antidoping Committee	KSA-NADO	80	-	78	-	158	0	0%
French Community of Belgium NADO	BEL-CFWB	85	-	72	-	157	0	0%
I.R Iran National Anti-Doping Organization	IRI-NADO	82	-	74	-	156	0	0%
World Taekwondo	WT	122	-	27	-	149	0	0%
Doping Control Agency of Thailand	DCAT	72	-	74	-	146	0	0%
World Anti-Doping Agency	WADA-AMA	44	-	102	1	146	1	0.7%
International Luge Federation	FIL	57	-	85	-	142	0	0%
Anti-Doping department of State Sports Medicine Centre	LAT-NADO	45	-	90	-	135	0	0%
Chilean National Anti-Doping Commission	CHI-NADO	87	-	37	1	124	1	0.8%
International Judo Federation	IJF	78	-	43	-	121	0	0%
Anti-Doping Agency of Kenya	ADAK	46	1	69	-	115	1	0.9%
International Basketball Federation	FIBA	82	-	30	-	112	0	0%
Commonwealth Games Federation	CGF	29	-	83	-	112	0	0%
United World Wrestling	UWW	59	-	52	-	111	0	0%
International Powerlifting Federation	IPF	17	-	90	2	107	2	1.9%
Anti-Doping Commission, Chinese Taipei Olympic Committee	CTADA	38	-	67	-	105	0	0%
International Cricket Council	ICC	16	-	86	-	102	0	0%
Mexican National Anti-Doping Committee	MEX-NADO	38	-	60	-	98	0	0%
Cuban National Anti-Doping Agency	CUB-NADO	19	-	76	-	95	0	0%
Hong Kong Anti-Doping Committee	HKG-ADC	4	-	90	-	94	0	0%
South American Football Confederation	CONMEBOL	15	-	76	-	91	0	0%
Cyprus Anti-Doping Authority	CYADA	79	-	11	-	90	0	0%
Oceania RADO	O-RADO	7	-	82	-	89	0	0%
Croatian Institute of Public Health	CIPH	45	-	43	-	88	0	0%
Drug Free Sport New Zealand	DFSNZ	9	-	67	-	76	0	0%
Central American and Caribbean Sports Organization	OCECABE	74	-	-	-	74	0	0%
Bermuda Sport Anti- Doping Authority	BSADA	54	-	20	-	74	0	0%
Bulgarian Anti-doping Center	BUL-NADO	27	-	46	-	73	0	0%
International Canoe Federation	ICF	17	-	56	-	73	0	0%
Venezuelan Professional Baseball League	VEN-ProBB	71	-	-	-	71	0	0%
International Boxing Association	AIBA	48	-	19	-	67	0	0%
International Fencing Federation	FIE	53	-	10	-	63	0	0%
Estonian Anti-Doping Agency	EADA	11	-	51	-	62	0	0%
Slovak Anti-Doping Agency	SADA	22	-	39	-	61	0	0%
World Triathlon Corporation	IRONMAN	36	-	24	-	60	0	0%
International Equestrian Federation	FEI	50	-	10	-	60	0	0%
Anti-Doping Singapore	ADS	5	-	54	-	59	0	0%
Colombian NADO	COL-NADO	46	-	12	-	58	0	0%
International Gymnastics Federation	FIG	25	-	32	-	57	0	0%
Anti-Doping Agency of Serbia	ADAS	23	-	33	-	56	0	0%

Table 13: GHRF (GHS/GHRP) Tests Conducted per Testing Authority (Urine) - continued

Testing Authority	ADAMS Code	Urine						
		IC Samples	IC AAF	OOB Samples	OOB AAF	Total Samples	Total AAFs	% AAF
National Olympic and Sports Association of Iceland	ISL-NADO	24	-	31	-	55	0	0%
Common Community Commission (Brussels)	COCOM	39	-	15	-	54	0	0%
Agency for Anti-Doping Control of Bosnia and Herzegovina	BiH-NADO	25	-	27	-	52	0	0%
Africa Zone VI RADO	AFR-RADO-VI	12	-	40	-	52	0	0%
Caribbean RADO	CAR-RADO	10	-	41	-	51	0	0%
South American Sports Organization	ODESUR	51	-	-	-	51	0	0%
International Rowing Federation	FISA	21	-	28	-	49	0	0%
West Asia RADO	W-ASIA-RADO	-	-	48	-	48	0	0%
Central Asia RADO	RADOCA-RADO	-	-	48	-	48	0	0%
Monaco Anti-Doping Committee	CMA Monaco	11	-	36	-	47	0	0%
Africa Zone I RADO	AFR-RADO-I	1	-	44	-	45	0	0%
International Federation of Bodybuilding and Fitness	IFBB	34	-	10	-	44	0	0%
Eastern Europe RADO	E-EUR-RADO	-	-	43	-	43	0	0%
International Bobsleigh and Skeleton Federation	IBSF	12	-	30	-	42	0	0%
Africa Zone II & III RADO	AFR-RADO-II-III	1	-	40	-	41	0	0%
Sri Lanka Anti Doping Agency	SRI-NADO	30	-	10	-	40	0	0%
World Archery Federation	WA	35	-	3	-	38	0	0%
Basque Anti-Doping Agency	ESP-Vasco	34	-	4	-	38	0	0%
Israeli NADO	ISR-NADO	15	-	23	-	38	0	0%
Asian Paralympic Committee	APC	34	-	3	-	37	0	0%
Nigerian National Anti-Doping Committee	NGR-NADO	23	-	14	-	37	0	0%
International Handball Federation	IHF	33	-	2	-	35	0	0%
Central American RADO	RADO-CAM	1	-	34	-	35	0	0%
Georgian Anti-Doping Agency	GEO-NADO	13	-	22	-	35	0	0%
International Hockey Federation	FIH	23	-	12	-	35	0	0%
South East Asia RADO	SE-ASIA-RADO	4	-	31	-	35	0	0%
Slovenian Antidoping Organization	SLOADO	23	-	11	-	34	0	0%
Puerto Rico Anti-Doping Organization	PUR-NADO	-	-	33	-	33	0	0%
Uruguay Anti-Doping	URU-NADO	17	-	15	-	32	0	0%
United Arab Emirates National Anti-doping Committee	UAE-NADO	27	-	5	-	32	0	0%
Central American and Caribbean Athletic Association	NACAC	31	-	-	-	31	0	0%
Anti-Doping Commission of Malta	MLT-NADO	19	-	12	-	31	0	0%
World Curling Federation	WCF	16	-	14	-	30	0	0%
World Skate	WSK	20	-	10	-	30	0	0%
Ethiopian Anti doping Organization	ETH-NADO	11	-	18	-	29	0	0%
International Federation of Sambo	FIAS	21	-	6	-	27	0	0%
National Anti-Doping Commission of Barbados	NADC	13	-	14	-	27	0	0%
World Karate Federation	WKF	15	-	12	-	27	0	0%
Venezuela NADO	VEN-NADO	8	-	18	-	26	0	0%
Jordan Anti-doping Organization	JADO	-	-	25	-	25	0	0%
West Indies Cricket Board	WICB	25	-	-	-	25	0	0%
Federacion Dominicana de Medicina del Deporte	FEDOMEDE	21	-	4	-	25	0	0%
International Table Tennis Federation	ITTF	7	-	18	-	25	0	0%
Indian Ocean RADO	IND-OCE-RADO	1	-	24	-	25	0	0%
International Blind Sport Association	IBSA	20	-	4	-	24	0	0%
World Underwater Federation	CMAS	18	-	6	-	24	0	0%
South Asia RADO	S-ASIA-RADO	-	-	23	-	23	0	0%

Table 13: GHRF (GHS/GHRP) Tests Conducted per Testing Authority (Urine) - continued

Testing Authority	ADAMS Code	Urine						
		IC Samples	IC AAF	OOB Samples	OOB AAF	Total Samples	Total AAFs	% AAF
World Baseball Softball Confederation	WBSC	22	-	-	-	22	0	0%
Sport Federation of China Disabled Persons	CHN-SFDP	14	-	8	-	22	0	0%
Gulf States and Yemen RADO	GSY-RADO	-	-	21	-	21	0	0%
International Wheelchair and Amputee Sports Federation	IWAS	18	-	-	-	18	0	0%
International Committee of Mediterranean Games	ICMG	18	-	-	-	18	0	0%
USA Powerlifting	USA-USAPL	18	-	-	-	18	0	0%
International University Sport Federation	FISU	18	-	-	-	18	0	0%
Korea Cycle Racing Association	KOR-CYC	18	-	-	-	18	0	0%
National Antidoping Agency of the Republic of Moldova	NADO Moldova	4	-	13	-	17	0	0%
European Judo Union	EJU	17	-	-	-	17	0	0%
International Modern Pentathlon Union	UIPM	17	-	-	-	17	0	0%
International Waterski & Wakeboard Federation	IWWF	9	-	7	-	16	0	0%
International Military Sports Council	CISM	15	-	-	-	15	0	0%
South American RADO	RADO-SAM	-	-	15	-	15	0	0%
Lithuanian Anti-Doping Agency	LTU-NADO	2	-	13	-	15	0	0%
Anti-Doping Organization of Pakistan	ADOPak	12	-	-	-	12	0	0%
Catalan Bodybuilding Federation	ESP-FCF	12	-	-	-	12	0	0%
Luxembourg NADO	ALAD	-	-	12	-	12	0	0%
International Wheelchair Rugby Federation	IWRF	10	-	1	-	11	0	0%
Africa Zone V RADO	AFR-RADO-V	5	-	6	-	11	0	0%
World Squash Federation	WSF	7	-	4	-	11	0	0%
World DanceSport Federation	WDSF	10	-	-	-	10	0	0%
Argentina National Anti-Doping Agency	ARG-CNAD	4	-	6	-	10	0	0%
Armenian National Anti-Doping Organization	ARM-NADO	4	-	6	-	10	0	0%
International Ski Mountaineering Federation	ISMF	3	-	5	-	8	0	0%
Qatar Antidoping Commission	QADC	-	-	8	-	8	0	0%
World Archery Americas	WAA	7	-	-	-	7	0	0%
South African Institute for Drug-Free Sport	SAIDS	1	-	6	-	7	0	0%
Bowl Sports World Confederation	CMSB	7	-	-	-	7	0	0%
International Federation of Muaythai Amateur	IFMA	4	-	3	-	7	0	0%
International Automobile Federation	FIA	6	-	-	-	6	0	0%
World Association of Kickboxing Organizations	WAKO	2	-	4	-	6	0	0%
World Sailing	WS	4	-	2	-	6	0	0%
World Paravolley	WPV	4	-	2	-	6	0	0%
Cameroon Anti-Doping Organisation	OCALUDS	1	-	5	-	6	0	0%
International Federation of Sport Climbing	IFSC	-	-	6	-	6	0	0%
Algerian National Anti-Doping Organization	ALG-NADO	6	-	-	-	6	0	0%
International Floorball Federation	IFF	2	-	4	-	6	0	0%
Asian Athletics Association	AAA	5	-	-	-	5	0	0%
International Sumo Federation	IFS-Sumo	3	-	2	-	5	0	0%
Costa Rica NADO	CRC-NADO	5	-	-	-	5	0	0%
Ju-Jitsu International Federation	JJIF	1	-	4	-	5	0	0%
Anti-Doping Paraguay	PAR-NADO	5	-	-	-	5	0	0%
Hungarian Anti-Doping Agency	HUNADO	-	-	4	-	4	0	0%
Aruba National Anti-Doping Organization	ARU-NADO	4	-	-	-	4	0	0%
International Surfing Association	ISA	3	-	1	-	4	0	0%
International Wushu Federation	IWUF	1	-	3	-	4	0	0%
Judo Union of Asia	JUA	4	-	-	-	4	0	0%

Table 13: GHRF (GHS/GHRP) Tests Conducted per Testing Authority (Urine) - continued

Testing Authority	ADAMS Code	Urine						
		IC		OOC		Total	Total	%
		Samples	AAF	Samples	AAF	Samples	AAFs	AAF
NADO-DG Eupen - Belgium	NADO-DG Eupen	3	-	1	-	4	0	0%
International Orienteering Federation	IOF	4	-	-	-	4	0	0%
International Practical Shooting Confederation	IPSC	4	-	-	-	4	0	0%
International Cheer Union	ICU	2	-	2	-	4	0	0%
European Volleyball Confederation	EUR-VB	4	-	-	-	4	0	0%
Boccia International Sports Federation	BISFED	4	-	-	-	4	0	0%
International Committee of Sports for the Deaf	ICSD / CISS	4	-	-	-	4	0	0%
International Netball Federation	INF	2	-	1	-	3	0	0%
Pan American Weightlifting Federation	PAWF	3	-	-	-	3	0	0%
Hellenic National Council for Combatting Doping	ESKAN	-	-	3	-	3	0	0%
International Shooting Sport Federation	ISSF	3	-	-	-	3	0	0%
International Go Federation	IGF-Go	3	-	-	-	3	0	0%
Korea Motorboat Racing Association	KOR-MOTB	3	-	-	-	3	0	0%
International Life Saving Federation	ILSF	2	-	1	-	3	0	0%
International Federation Icestocksport	IFI	-	-	3	-	3	0	0%
International Federation of Cerebral Palsy Football	IFCPF	1	-	2	-	3	0	0%
International Boxing Federation	IBF	2	-	-	-	2	0	0%
International Dragon Boat Federation	IDBF	1	-	1	-	2	0	0%
International Wheelchair Basketball Federation	IWBF	2	-	-	-	2	0	0%
International Golf Federation	IGF	1	-	1	-	2	0	0%
International Racquetball Federation	IRF	1	-	1	-	2	0	0%
Asian Cycling Confederation	ACC	2	-	-	-	2	0	0%
Estonian Athletic Association	EST - EAA	2	-	-	-	2	0	0%
Lembaga Anti-Doping Indonesia	LADI	2	-	-	-	2	0	0%
Estonian Football Association	EST - FB	2	-	-	-	2	0	0%
International Savate Federation	FIS-Savate	1	-	1	-	2	0	0%
CHN-Provincial Sports Bureau in China	CHN-PSB	2	-	-	-	2	0	0%
Sports Bureau of Macao SAR Government	MAC-NADO	2	-	-	-	2	0	0%
International Korfball Federation	IKF	-	-	2	-	2	0	0%
National Anti-Doping Agency of Tunisia	ANAD	-	-	2	-	2	0	0%
Union of European Football Associations	UEFA	-	-	1	-	1	0	0%
Andorra National Anti-Doping Commission	AGAD	1	-	-	-	1	0	0%
International Gira (Kettlebell) Sport Federation	IGSF	1	-	-	-	1	0	0%
Asian Handball Federation	AHF	1	-	-	-	1	0	0%
International Kendo Federation	FIK	-	-	1	-	1	0	0%
European Athletics Association	EA	-	-	1	-	1	0	0%
International Motorcycling Federation	FIM	-	-	1	-	1	0	0%
World Flying Disc Federation	WFDF	-	-	1	-	1	0	0%
National Antidoping Organization of Albania	ALB-NADO	1	-	-	-	1	0	0%
Estonian Bodybuilding and Fitness Federation	EST-BAF	1	-	-	-	1	0	0%
International Climbing and Mountaineering Federation	UIAA	-	-	1	-	1	0	0%
International Sports Federation for Athletes with an Intellectual Disability	INAS	1	-	-	-	1	0	0%
Totals		22598	9	31371	12	53,969	21	0.04%

Table 14: GHRF (GHRH) Tests Conducted per Testing Authority (Urine)

Testing Authority	ADAMS Code	Urine						
		IC Samples	IC AAF	OOB Samples	OOB AAF	Total Samples	Total AAFs	% AAF
US Anti-Doping Agency	USADA	1793	-	2546	-	4339	0	0%
German National Anti-Doping Agency	NADA	194	-	509	-	703	0	0%
World Rugby	World Rugby	152	-	261	-	413	0	0%
Braslian Authority on Anti-Doping Control	ABCD	66	-	127	-	193	0	0%
French Anti-Doping Agency	AFLD-NADO	80	-	62	-	142	0	0%
IAAF - Athletics Integrity Unit	IAAF - AIU	1	-	104	-	105	0	0%
International Olympic Committee	IOC	32	-	72	-	104	0	0%
Oceania RADO	O-RADO	7	-	82	-	89	0	0%
Central American and Caribbean Sports Organization	ODECABE	74	-	-	-	74	0	0%
International Skating Union	ISU	64	-	6	-	70	0	0%
Colombian NADO	COL-NADO	46	-	12	-	58	0	0%
International Cricket Council	ICC	4	-	46	-	50	0	0%
International Triathlon Union	ITU	46	-	3	-	49	0	0%
International Cycling Union	UCI	28	-	20	-	48	0	0%
Italian National Anti-Doping Agency	NADO ITALIA	1	-	47	-	48	0	0%
International Paralympic Committee	IPC	23	-	23	-	46	0	0%
World Triathlon Corporation	IRONMAN	27	-	13	-	40	0	0%
Turkish Anti Doping Commission	TADC	22	-	8	-	30	0	0%
World Archery Federation	WA	26	-	-	-	26	0	0%
UK Anti-Doping	UKAD	-	-	24	-	24	0	0%
West Asia RADO	W-ASIA-RADO	-	-	20	-	20	0	0%
USA Powerlifting	USA-USAPL	18	-	-	-	18	0	0%
International Biathlon Union	IBU	16	-	2	-	18	0	0%
Indian Ocean RADO	IND-OCE-RADO	-	-	17	-	17	0	0%
Australian Sports Anti-Doping Authority	ASADA	-	-	15	-	15	0	0%
International Boxing Association	AIBA	12	-	2	-	14	0	0%
International Weightlifting Federation	IWF	12	-	2	-	14	0	0%
International Ice Hockey Federation	IIHF	10	-	4	-	14	0	0%
World Taekwondo	WT	8	-	4	-	12	0	0%
International Powerlifting Federation	IPF	4	-	7	-	11	0	0%
Anti-Doping Denmark	ADD	-	-	11	-	11	0	0%
Luxembourg NADO	ALAD	-	-	11	-	11	0	0%
International Judo Federation	IJF	8	-	1	-	9	0	0%
International Luge Federation	FIL	-	-	9	-	9	0	0%
Monaco Anti-Doping Committee	CMA Monaco	4	-	5	-	9	0	0%
World Anti-Doping Agency	WADA-AMA	-	-	8	-	8	0	0%
United World Wrestling	UWW	8	-	-	-	8	0	0%
International Canoe Federation	ICF	-	-	8	-	8	0	0%
International Equestrian Federation	FEI	-	-	7	-	7	0	0%
Bermuda Sport Anti- Doping Authority	BSADA	-	-	7	-	7	0	0%
International Swimming Federation	FINA	6	-	1	-	7	0	0%
International Volleyball Federation	FIVB	-	-	6	-	6	0	0%
International Ski Federation	FIS	-	-	6	-	6	0	0%
International Waterski & Wakeboard Federation	IWWF	4	-	2	-	6	0	0%
World Squash Federation	WSF	4	-	1	-	5	0	0%

Table 14: GHRF (GHRH) Tests Conducted per Testing Authority (Urine) - continued

Testing Authority	ADAMS Code	Urine						
		IC Samples	IC AAF	IOC Samples	IOC AAF	Total Samples	Total AAFs	% AAF
Caribbean RADO	CAR-RADO	-	-	5	-	5	0	0%
Netherlands Anti-Doping Authority	ADAN	-	-	5	-	5	0	0%
International Ski Mountaineering Federation	ISMF	2	-	3	-	5	0	0%
Chilean National Anti-Doping Commission	CHI-NADO	1	-	4	-	5	0	0%
International Gymnastics Federation	FIG	4	-	1	-	5	0	0%
International Cheer Union	ICU	2	-	2	-	4	0	0%
International Bobsleigh and Skeleton Federation	IBSF	-	-	4	-	4	0	0%
Sport Ireland	SI	-	-	4	-	4	0	0%
International Shooting Sport Federation	ISSF	3	-	-	-	3	0	0%
World Skate	WSK	1	-	2	-	3	0	0%
Russian National Anti-Doping Organization	RUSADA	-	-	3	-	3	0	0%
International Hockey Federation	FIH	2	-	1	-	3	0	0%
Cameroon Anti-Doping Organisation	OCALUDS	-	-	3	-	3	0	0%
International Basketball Federation	FIBA	2	-	-	-	2	0	0%
Japan Anti-Doping Agency	JADA	-	-	2	-	2	0	0%
Anti-Doping Paraguay	PAR-NADO	-	-	2	-	2	0	0%
Anti-Doping Norway	ADNO	-	-	2	-	2	0	0%
International Fencing Federation	FIE	2	-	-	-	2	0	0%
Swedish Sports Confederation	RF	-	-	2	-	2	0	0%
Spain National Anti-Doping Agency	ESP-NADO	-	-	1	-	1	0	0%
Drug Free Sport New Zealand	DFSNZ	-	-	1	-	1	0	0%
Romanian National Anti-Doping Agency	ANAD-Romania	-	-	1	-	1	0	0%
Hong Kong Anti-Doping Committee	HKG-ADC	-	-	1	-	1	0	0%
International Racquetball Federation	IRF	-	-	1	-	1	0	0%
National Olympic and Sports Association of Iceland	ISL-NADO	-	-	1	-	1	0	0%
International Federation of Sport Climbing	IFSC	-	-	1	-	1	0	0%
Finnish Center for Integrity in Sports/Finnish Anti-Doping Agency	FINCIS/FINADA	-	-	1	-	1	0	0%
Anti-Doping Singapore	ADS	-	-	1	-	1	0	0%
International Military Sports Council	CISM	1	-	-	-	1	0	0%
Totals		2820	0	4175	0	6,995	0	0%

Table 15: GnRH Tests Conducted per Testing Authority (Urine)

Testing Authority	ADAMS Code	IC		Urine OOC		Total Samples	Total AAFs	% AAF
		Samples	AAF	Samples	AAF			
US Anti-Doping Agency	USADA	1893	-	3123	-	5016	0	0%
International Tennis Federation	ITF	2852	-	736	-	3588	0	0%
German National Anti-Doping Agency	NADA	1242	-	2081	-	3323	0	0%
Canadian Centre for Ethics in Sport	CCES	1011	-	1871	-	2882	0	0%
Brasilian Authority on Anti-Doping Control	ABCD	1941	-	283	-	2224	0	0%
International Cycling Union	UCI	593	-	924	-	1517	0	0%
UK Anti-Doping	UKAD	114	-	1259	-	1373	0	0%
French Anti-Doping Agency	AFLD-NADO	539	-	682	-	1221	0	0%
International Federation of Football Associations	FIFA	315	-	901	-	1216	0	0%
International Weightlifting Federation	IWF	553	-	646	-	1199	0	0%
Spain National Anti-Doping Agency	ESP-NADO	475	-	304	-	779	0	0%
International Paralympic Committee	IPC	329	-	441	-	770	0	0%
International Swimming Federation	FINA	82	-	638	-	720	0	0%
China Anti-Doping Agency	CHINADA	136	-	567	-	703	0	0%
Russian National Anti-Doping Organization	RUSADA	282	-	414	-	696	0	0%
International Olympic Committee	IOC	300	-	378	-	678	0	0%
Australian Sports Anti-Doping Authority	ASADA	59	-	591	-	650	0	0%
IAAF - Athletics Integrity Unit	IAAF - AIU	81	-	523	-	604	0	0%
World Rugby	World Rugby	191	-	352	-	543	0	0%
Jamaica Anti-Doping Commission	JADCO	162	-	265	-	427	0	0%
International Biathlon Union	IBU	20	-	365	-	385	0	0%
Kazakhstan National Anti-Doping Centre	KAZ-NADO	150	-	227	-	377	0	0%
Netherlands Anti-Doping Authority	ADAN	162	-	209	-	371	0	0%
Antidoping Switzerland	ADCH	31	-	323	-	354	0	0%
Sport Ireland	SI	1	-	271	-	272	0	0%
Swedish Sports Confederation	RF	114	-	143	-	257	0	0%
Azerbaijan National Anti-Doping Agency	AMADA	101	-	156	-	257	0	0%
International Triathlon Union	ITU	192	-	29	-	221	0	0%
International Skating Union	ISU	134	-	58	-	192	0	0%
Guatemala NADO	GUA-OAD	181	-	8	-	189	0	0%
Czech Anti-Doping Committee	CADC	140	-	40	-	180	0	0%
International Ski Federation	FIS	4	-	174	-	178	0	0%
Belarus National Anti-Doping Agency	BNADA	62	-	109	-	171	0	0%
International Volleyball Federation	FIVB	75	-	84	-	159	0	0%
Bahamas Anti-Doping Commission	BADC	66	-	92	-	158	0	0%
Saudi Arabian Antidoping Committee	KSA-NADO	80	-	78	-	158	0	0%
I.R Iran National Anti-Doping Organization	IRI-NADO	82	-	74	-	156	0	0%
World Anti-Doping Agency	WADA-AMA	44	-	96	-	140	0	0%
Anti-Doping department of State Sports Medicine Centre	LAT-NADO	45	-	90	-	135	0	0%
International Ice Hockey Federation	IIHF	53	-	80	-	133	0	0%
Badminton World Federation	BWF	41	-	84	-	125	0	0%
Anti-Doping Denmark	ADD	29	-	91	-	120	0	0%
Commonwealth Games Federation	CGF	29	-	83	-	112	0	0%
World Taekwondo	WT	86	-	22	-	108	0	0%
International Powerlifting Federation	IPF	14	-	88	-	102	0	0%
International Cricket Council	ICC	16	-	86	-	102	0	0%
International Basketball Federation	FIBA	70	-	29	-	99	0	0%

Table 15: GnRH Tests Conducted per Testing Authority (Urine) - continued

Testing Authority	ADAMS Code	Urine						
		IC Samples	IC AAF	OOB Samples	OOB AAF	Total Samples	Total AAFs	% AAF
Olympic Council of Asia	OCA	39	-	55	-	94	0	0%
Oceania RADO	O-RADO	7	-	82	-	89	0	0%
Mexican National Anti-Doping Committee	MEX-NADO	26	-	60	-	86	0	0%
International Luge Federation	FIL	45	-	36	-	81	0	0%
Anti-Doping Norway	ADNO	13	-	65	-	78	0	0%
Drug Free Sport New Zealand	DFSNZ	9	-	66	-	75	0	0%
Central American and Caribbean Sports Organization	OCECABE	74	-	-	-	74	0	0%
International Judo Federation	IJF	42	-	32	-	74	0	0%
Bermuda Sport Anti- Doping Authority	BSADA	54	-	20	-	74	0	0%
United World Wrestling	UWW	39	-	31	-	70	0	0%
Turkish Anti Doping Commission	TADC	60	-	6	-	66	0	0%
CHN-National Federations in China	CHN-NF	-	-	60	-	60	0	0%
Estonian Anti-Doping Agency	EADA	11	-	49	-	60	0	0%
Colombian NADO	COL-NADO	46	-	12	-	58	0	0%
World Triathlon Corporation	IRONMAN	34	-	24	-	58	0	0%
National Olympic and Sports Association of Iceland	ISL-NADO	24	-	31	-	55	0	0%
International Canoe Federation	ICF	17	-	37	-	54	0	0%
Chilean National Anti-Doping Commission	CHI-NADO	38	-	15	-	53	0	0%
Caribbean RADO	CAR-RADO	10	-	41	-	51	0	0%
Central Asia RADO	RADOCA-RADO	-	-	48	-	48	0	0%
Monaco Anti-Doping Committee	CMA Monaco	11	-	36	-	47	0	0%
Africa Zone I RADO	AFR-RADO-I	1	-	44	-	45	0	0%
International Bobsleigh and Skeleton Federation	IBSF	12	-	30	-	42	0	0%
Africa Zone II & III RADO	AFR-RADO-II-III	1	-	40	-	41	0	0%
International Boxing Association	AIBA	29	-	8	-	37	0	0%
Nigerian National Anti-Doping Committee	NGR-NADO	23	-	14	-	37	0	0%
International Gymnastics Federation	FIG	11	-	24	-	35	0	0%
Puerto Rico Anti-Doping Organization	PUR-NADO	-	-	33	-	33	0	0%
Romanian National Anti-Doping Agency	ANAD-Romania	1	-	32	-	33	0	0%
International Rowing Federation	FISA	5	-	28	-	33	0	0%
Uruguay Anti-Doping	URU-NADO	17	-	15	-	32	0	0%
Georgian Anti-Doping Agency	GEO-NADO	11	-	20	-	31	0	0%
Central American and Caribbean Athletic Association	NACAC	31	-	-	-	31	0	0%
International Equestrian Federation	FEI	20	-	10	-	30	0	0%
International Fencing Federation	FIE	22	-	8	-	30	0	0%
World Archery Federation	WA	27	-	3	-	30	0	0%
Italian National Anti-Doping Agency	NADO ITALIA	12	-	15	-	27	0	0%
National Anti-Doping Commission of Barbados	NADC	13	-	14	-	27	0	0%
West Indies Cricket Board	WICB	25	-	-	-	25	0	0%
Federacion Dominicana de Medicina del Deporte	FEDOMEDE	21	-	4	-	25	0	0%
International Hockey Federation	FIH	15	-	8	-	23	0	0%
National Anti-doping Center of Ukraine	NADC Ukraine	2	-	21	-	23	0	0%
World Curling Federation	WCF	8	-	14	-	22	0	0%
World Skate	WSK	15	-	7	-	22	0	0%
West Asia RADO	W-ASIA-RADO	-	-	20	-	20	0	0%
International Federation of Bodybuilding and Fitness	IFBB	18	-	1	-	19	0	0%
International Table Tennis Federation	ITTF	2	-	17	-	19	0	0%

Table 15: GnRH Tests Conducted per Testing Authority (Urine) - continued

Testing Authority	ADAMS Code	Urine						
		IC Samples	IC AAF	OOB Samples	OOB AAF	Total Samples	Total AAFs	% AAF
USA Powerlifting	USA-USAPL	18	-	-	-	18	0	0%
Indian Ocean RADO	IND-OCE-RADO	1	-	17	-	18	0	0%
International Wheelchair and Amputee Sports Federation	IWAS	17	-	-	-	17	0	0%
World Baseball Softball Confederation	WBSC	16	-	-	-	16	0	0%
International Blind Sport Association	IBSA	15	-	1	-	16	0	0%
International Handball Federation	IHF	13	-	1	-	14	0	0%
International Sambo Federation	FIAS	8	-	6	-	14	0	0%
International Military Sports Council	CISM	13	-	-	-	13	0	0%
International Waterski & Wakeboard Federation	IWWF	9	-	4	-	13	0	0%
World Underwater Federation	CMAS	11	-	2	-	13	0	0%
World Karate Federation	WKF	7	-	5	-	12	0	0%
Luxembourg NADO	ALAD	-	-	12	-	12	0	0%
South American Football Confederation	CONMEBOL	11	-	-	-	11	0	0%
International Wheelchair Rugby Federation	IWRF	9	-	1	-	10	0	0%
European Judo Union	EJU	10	-	-	-	10	0	0%
Argentina National Anti-Doping Agency	ARG-CNAD	4	-	6	-	10	0	0%
World Squash Federation	WSF	6	-	2	-	8	0	0%
International Ski Mountaineering Federation	ISMF	3	-	5	-	8	0	0%
Hong Kong Anti-Doping Committee	HKG-ADC	-	-	7	-	7	0	0%
International University Sport Federation	FISU	7	-	-	-	7	0	0%
World Confederation of Boules Sports	CMSB	7	-	-	-	7	0	0%
World Archery Americas	WAA	7	-	-	-	7	0	0%
World Sailing	WS	4	-	2	-	6	0	0%
Japan Anti-Doping Agency	JADA	2	-	4	-	6	0	0%
International Automobile Federation	FIA	6	-	-	-	6	0	0%
International Floorball Federation	IFF	2	-	4	-	6	0	0%
Algerian National Anti-Doping Organization	ALG-NADO	6	-	-	-	6	0	0%
Lithuanian Anti-Doping Agency	LTU-NADO	-	-	6	-	6	0	0%
Asian Athletics Association	AAA	5	-	-	-	5	0	0%
National Anti-Doping Agency Austria GmbH	NADA Austria	-	-	5	-	5	0	0%
World Paravolley	WPV	2	-	2	-	4	0	0%
International Committee of Sports for the Deaf	ICSD / CISS	4	-	-	-	4	0	0%
Boccia International Sports Federation	BISFED	4	-	-	-	4	0	0%
Eastern Europe RADO	E-EUR-RADO	-	-	4	-	4	0	0%
Cameroon Anti-Doping Organisation	OCALUDS	1	-	3	-	4	0	0%
International Wushu Federation	IWUF	1	-	3	-	4	0	0%
Aruba National Anti-Doping Organization	ARU-NADO	4	-	-	-	4	0	0%
International Practical Shooting Confederation	IPSC	4	-	-	-	4	0	0%
Finnish Center for Integrity in Sports/Finnish Anti-Doping Agency	FINCIS/FINADA	-	-	4	-	4	0	0%
International Cheer Union	ICU	2	-	2	-	4	0	0%
CHN-Provincial Sports Bureau in China	CHN-PSB	2	-	1	-	3	0	0%
International Federation of Sport Climbing	IFSC	-	-	3	-	3	0	0%
International Federation Icestocksport	IFI	-	-	3	-	3	0	0%
International Netball Federation	INF	2	-	1	-	3	0	0%
Doping Control Agency of Thailand	DCAT	1	-	2	-	3	0	0%
Pan American Weightlifting Federation	PAWF	3	-	-	-	3	0	0%
World Association of Kickboxing Organizations	WAKO	-	-	3	-	3	0	0%

Table 15: GnRH Tests Conducted per Testing Authority (Urine) - continued

Testing Authority	ADAMS Code	Urine						
		IC Samples	IC AAF	OOB Samples	OOB AAF	Total Samples	Total AAFs	% AAF
Polish Anti-Doping Agency	POLADA	-	-	3	-	3	0	0%
Ju-Jitsu International Federation	JJIF	1	-	2	-	3	0	0%
Anti-Doping Agency of Kenya	ADAK	2	-	1	-	3	0	0%
International Shooting Sport Federation	ISSF	3	-	-	-	3	0	0%
International Go Federation	IGF-Go	3	-	-	-	3	0	0%
International Life Saving Federation	ILSF	2	-	-	-	2	0	0%
International Federation of Cerebral Palsy Football	IFCPF	1	-	1	-	2	0	0%
Estonian Athletic Association	EST - EAA	2	-	-	-	2	0	0%
European Volleyball Confederation	EUR-VB	2	-	-	-	2	0	0%
International Federation of Muaythai Amateur	IFMA	1	-	1	-	2	0	0%
Anti-Doping Agency of Serbia	ADAS	2	-	-	-	2	0	0%
International Wheelchair Basketball Federation	IWBF	2	-	-	-	2	0	0%
International Golf Federation	IGF	1	-	1	-	2	0	0%
World DanceSport Federation	WDSF	2	-	-	-	2	0	0%
Sports Bureau of Macao SAR Government	MAC-NADO	2	-	-	-	2	0	0%
International Savate Federation	FIS-Savate	1	-	1	-	2	0	0%
International Korfball Federation	IKF	-	-	2	-	2	0	0%
International Orienteering Federation	IOF	2	-	-	-	2	0	0%
Estonian Football Association	EST - FB	2	-	-	-	2	0	0%
Anti-Doping Commission, Chinese Taipei Olympic Committee	CTADA	-	-	2	-	2	0	0%
Union of European Football Associations	UEFA	-	-	1	-	1	0	0%
International Fly Sport Fishing Federation	FIPS-Mouche (R)	1	-	-	-	1	0	0%
French Community of Belgium NADO	BEL-CFWB	-	-	1	-	1	0	0%
International Racquetball Federation	IRF	-	-	1	-	1	0	0%
Hellenic National Council for Combatting Doping	ESKAN	-	-	1	-	1	0	0%
Andorra National Anti-Doping Commission	AGAD	1	-	-	-	1	0	0%
CHN-Colleges or Schools in China	CHN-COS	1	-	-	-	1	0	0%
Anti-Doping Singapore	ADS	-	-	1	-	1	0	0%
International Motorcycling Federation	FIM	-	-	1	-	1	0	0%
European Athletics Association	EA	-	-	1	-	1	0	0%
Estonian Bodybuilding and Fitness Federation	EST-BAF	1	-	-	-	1	0	0%
International Sports Federation for Athletes with an Intellectual	INAS	1	-	-	-	1	0	0%
International Gira (Kettlebell) Sport Federation	IGSF	1	-	-	-	1	0	0%
South African Institute for Drug-Free Sport	SAIDS	-	-	1	-	1	0	0%
International Modern Pentathlon Union	UIPM	1	-	-	-	1	0	0%
Basque Anti-Doping Agency	ESP-Vasco	1	-	-	-	1	0	0%
Anti-Doping Paraguay	PAR-NADO	-	-	1	-	1	0	0%
Africa Zone VI RADO	AFR-RADO-VI	-	-	1	-	1	0	0%
International Surfing Association	ISA	-	-	1	-	1	0	0%
Hungarian Anti-Doping Agency	HUNADO	-	-	1	-	1	0	0%
Totals		16399	0	21551	0	37,950	0	0%

Table 16: Insulin Tests Conducted per Testing Authority (Urine and Blood)

Testing Authority	ADAMS Code	Urine						
		IC Samples	IC AAF	OOC Samples	OOC AAF	Total Samples	Total AAFs	% AAF
German National Anti-Doping Agency	NADA	290	1	894	-	1184	1	0.1%
Italian National Anti-Doping Agency	NADO ITALIA	106	-	17	-	123	0	0%
International Olympic Committee	IOC	32	-	72	-	104	0	0%
Brasilian Authority on Anti-Doping Control	ABCD	57	-	16	-	73	0	0%
International Cycling Union	UCI	41	-	7	-	48	0	0%
IAAF - Athletics Integrity Unit	IAAF - AIU	-	-	27	-	27	0	0%
International Paralympic Committee	IPC	-	-	23	-	23	0	0%
Kazakhstan National Anti-Doping Centre	KAZ-NADO	-	-	23	-	23	0	0%
Indian Ocean RADO	IND-OCE-RADO	-	-	17	-	17	0	0%
Turkish Anti Doping Commission	TADC	14	-	2	-	16	0	0%
International Weightlifting Federation	IWF	12	-	2	-	14	0	0%
Luxembourg NADO	ALAD	-	-	11	-	11	0	0%
World Anti-Doping Agency	WADA-AMA	-	-	8	-	8	0	0%
World Taekwondo	WT	6	-	-	-	6	0	0%
Russian National Anti-Doping Organization	RUSADA	-	-	5	-	5	0	0%
International Ski Mountaineering Federation	ISMF	2	-	3	-	5	0	0%
International Canoe Federation	ICF	-	-	4	-	4	0	0%
International Ice Hockey Federation	IIHF	-	-	3	-	3	0	0%
Netherlands Anti-Doping Authority	ADAN	-	-	3	-	3	0	0%
International Triathlon Union	ITU	-	-	3	-	3	0	0%
International Boxing Association	AIBA	-	-	2	-	2	0	0%
Australian Sports Anti-Doping Authority	ASADA	-	-	2	-	2	0	0%
French Anti-Doping Agency	AFLD-NADO	1	-	1	-	2	0	0%
Estonian Anti-Doping Agency	EADA	-	-	1	-	1	0	0%
Sport Ireland	SI	-	-	1	-	1	0	0%
Hong Kong Anti-Doping Committee	HKG-ADC	-	-	1	-	1	0	0%
International Judo Federation	IJF	-	-	1	-	1	0	0%
International Federation of Sport Climbing	IFSC	-	-	1	-	1	0	0%
International Biathlon Union	IBU	-	-	1	-	1	0	0%
International Waterski & Wakeboard Federation	IWWF	-	-	1	-	1	0	0%
Totals		561	1	1152	0	1,713	1	0.06%

Testing Authority	ADAMS Code	Blood						
		IC Samples	IC AAF	OOC Samples	OOC AAF	Total Samples	Total AAFs	% AAF
UK Anti-Doping	UKAD	-	-	40	-	40	0	0%
IAAF - Athletics Integrity Unit	IAAF - AIU	-	-	2	-	2	0	0%
Russian National Anti-Doping Organization	RUSADA	-	-	2	-	2	0	0%
Totals		0	0	44	0	44	0	0%

Table 17: IGF-I Tests Conducted per Testing Authority (Urine and Blood)

Testing Authority	ADAMS Code	Urine						
		IC Samples	IC AAF	OOC Samples	OOC AAF	Total Samples	Total AAFs	% AAF
German National Anti-Doping Agency	NADA	194	-	483	-	677	0	0%
Brasilian Authority on Anti-Doping Control	ABCD	153	-	83	-	236	0	0%
International Olympic Committee	IOC	32	-	72	-	104	0	0%
International Cycling Union	UCI	25	-	7	-	32	0	0%
IAAF - Athletics Integrity Unit	IAAF - AIU	-	-	26	-	26	0	0%
Italian National Anti-Doping Agency	NADO ITALIA	10	-	13	-	23	0	0%
International Paralympic Committee	IPC	-	-	23	-	23	0	0%
Indian Ocean RADO	IND-OCE-RADO	-	-	17	-	17	0	0%
Turkish Anti Doping Commission	TADC	14	-	2	-	16	0	0%
International Weightlifting Federation	IWF	12	-	2	-	14	0	0%
Luxembourg NADO	ALAD	-	-	11	-	11	0	0%
World Anti-Doping Agency	WADA-AMA	-	-	8	-	8	0	0%
World Taekwondo	WT	6	-	-	-	6	0	0%
International Ski Mountaineering Federation	ISMF	2	-	3	-	5	0	0%
International Canoe Federation	ICF	-	-	4	-	4	0	0%
International Ice Hockey Federation	IIHF	-	-	3	-	3	0	0%
Netherlands Anti-Doping Authority	ADAN	-	-	3	-	3	0	0%
International Triathlon Union	ITU	-	-	3	-	3	0	0%
Australian Sports Anti-Doping Authority	ASADA	-	-	2	-	2	0	0%
International Boxing Association	AIBA	-	-	2	-	2	0	0%
Russian National Anti-Doping Organization	RUSADA	-	-	2	-	2	0	0%
International Waterski & Wakeboard Federation	IWWF	-	-	1	-	1	0	0%
International Biathlon Union	IBU	-	-	1	-	1	0	0%
International Federation of Sport Climbing	IFSC	-	-	1	-	1	0	0%
Sport Ireland	SI	-	-	1	-	1	0	0%
International Judo Federation	IJF	-	-	1	-	1	0	0%
Hong Kong Anti-Doping Committee	HKG-ADC	-	-	1	-	1	0	0%
Totals		448	0	775	0	1223	0	0%

Testing Authority	ADAMS Code	Blood						
		IC Samples	IC AAF	OOC Samples	OOC AAF	Total Samples	Total AAFs	% AAF
Canadian Centre for Ethics in Sport	CCES	95	-	272	-	367	0	0%
International Weightlifting Federation	IWF	70	-	9	-	79	0	0%
World Rugby	World Rugby	-	-	10	-	10	0	0%
US Anti-Doping Agency	USADA	2	-	2	-	4	0	0%
IAAF - Athletics Integrity Unit	IAAF - AIU	-	-	3	-	3	0	0%
International Ice Hockey Federation	IIHF	-	-	3	-	3	0	0%
National Anti-Doping Agency Austria GmbH	NADA Austria	-	-	2	-	2	0	0%
Bermuda Sport Anti- Doping Authority	BSADA	-	-	1	-	1	0	0%
International Ski Federation	FIS	-	-	1	-	1	0	0%
International Gymnastics Federation	FIG	-	-	1	-	1	0	0%
UK Anti-Doping	UKAD	-	-	1	-	1	0	0%
Badminton World Federation	BWF	-	-	1	-	1	0	0%
Totals		167	0	306	0	473	0	0%

Table 18: hGH Isoforms Tests Conducted per Testing Authority (Blood)

Testing Authority	ADAMS Code	Blood								
		IC			OOC			Total	Total	%
		Samples	ATF	AAF	Samples	ATF	AAF	Samples	AAFs	AAF
German National Anti-Doping Agency	NADA	912	-	-	1548	-	-	2460	0	0%
China Anti-Doping Agency	CHINADA	208	1	-	1074	1	-	1282	0	0%
International Cycling Union	UCI	434	-	-	509	-	-	943	0	0%
Italian National Anti-Doping Agency	NADO ITALIA	267	-	-	663	-	-	930	0	0%
International Tennis Federation	ITF	38	-	-	837	1	-	875	0	0%
International Weightlifting Federation	IWF	337	-	-	204	-	-	541	0	0%
Spain National Anti-Doping Agency	ESP-NADO	227	-	-	220	-	1	447	1	0.2%
International Biathlon Union	IBU	17	-	-	422	-	-	439	0	0%
Union of European Football Associations	UEFA	216	-	-	220	-	-	436	0	0%
Canadian Centre for Ethics in Sport	CCES	95	-	-	277	-	-	372	0	0%
International Olympic Committee	IOC	147	-	-	208	-	-	355	0	0%
International Federation of Football Associations	FIFA	324	-	-	28	-	-	352	0	0%
Finnish Center for Integrity in Sports/Finnish Anti-Doping Agency	FINCIS/FINADA	99	-	-	215	-	-	314	0	0%
IAAF - Athletics Integrity Unit	IAAF - AIU	8	-	-	297	-	-	305	0	0%
French Anti-Doping Agency	AFLD-NADO	56	-	-	211	-	-	267	0	0%
National Anti Doping Agency -India	IND-NADO	76	-	-	187	-	-	263	0	0%
Sport Ireland	SI	-	-	-	248	-	-	248	0	0%
International Swimming Federation	FINA	30	-	-	197	-	-	227	0	0%
Hungarian Anti-Doping Agency	HUNADO	11	-	-	215	-	-	226	0	0%
Polish Anti-Doping Agency	POLADA	4	-	-	205	-	-	209	0	0%
World Rugby	World Rugby	10	-	-	192	-	-	202	0	0%
Badminton World Federation	BWF	-	-	-	175	-	-	175	0	0%
International Paralympic Committee	IPC	61	-	-	96	-	-	157	0	0%
Braslian Authority on Anti-Doping Control	ABCD	65	-	-	87	-	-	152	0	0%
French Community of Belgium NADO	BEL-CFWB	87	-	-	55	-	-	142	0	0%
Romanian National Anti-Doping Agency	ANAD-Romania	22	-	-	119	-	-	141	0	0%
Azerbaijan National Anti-Doping Agency	AMADA	3	-	-	126	-	-	129	0	0%
CHN-National Federations in China	CHN-NF	10	-	-	115	-	-	125	0	0%
Netherlands Anti-Doping Authority	ADAN	-	-	-	121	-	-	121	0	0%
International Volleyball Federation	FIVB	41	-	-	80	-	-	121	0	0%
Korea Anti-Doping Agency	KADA	63	-	-	51	-	-	114	0	0%
Olympic Council of Asia	OCA	-	-	-	114	-	-	114	0	0%
International Ski Federation	FIS	-	-	-	113	-	1	113	1	0.9%
Anti-Doping Norway	ADNO	8	-	-	91	-	-	99	0	0%
Jamaica Anti-Doping Commission	JADCO	39	-	-	60	-	-	99	0	0%
Turkish Anti Doping Commission	TADC	61	-	-	31	-	-	92	0	0%
United World Wrestling	UWW	58	-	-	29	-	-	87	0	0%
Japan Anti-Doping Agency	JADA	-	-	-	77	-	-	77	0	0%
Russian National Anti-Doping Organization	RUSADA	18	-	-	57	-	-	75	0	0%
CHN-Provincial Sports Bureau in China	CHN-PSB	49	-	-	21	-	-	70	0	0%
Croatian Institute of Public Health	CIPH	21	-	-	48	-	-	69	0	0%
Central American and Caribbean Sports Organization	ODECABE	58	-	-	-	-	-	58	0	0%
Bulgarian Anti-doping Center	BUL-NADO	14	-	-	42	-	-	56	0	0%
National Anti-Doping Agency Austria GmbH	NADA Austria	-	-	-	55	-	-	55	0	0%
Swedish Sports Confederation	RF	9	-	-	42	-	-	51	0	0%
Colombian NADO	COL-NADO	37	-	-	12	-	-	49	0	0%
Common Community Commission (Brussels)	COCOM	22	-	-	25	-	-	47	0	0%
International Basketball Federation	FIBA	22	-	-	24	-	-	46	0	0%
International Ice Hockey Federation	IIHF	21	-	-	24	-	-	45	0	0%
Agency for Anti-Doping Control of Bosnia and Herzegovina	BiH-NADO	2	-	-	41	-	-	43	0	0%
International Powerlifting Federation	IPF	-	-	-	41	-	-	41	0	0%

Table 18: hGH Isoforms Tests Conducted per Testing Authority (Blood) - continued

Testing Authority	ADAMS Code	Blood								
		IC			OOC			Total	Total	%
		Samples	ATF	AAF	Samples	ATF	AAF	Samples	AAFs	AAF
US Anti-Doping Agency	USADA	2	-	-	38	-	-	40	0	0%
International Triathlon Union	ITU	24	-	-	16	-	-	40	0	0%
South American Football Confederation	CONMEBOL	-	-	-	37	-	-	37	0	0%
Anti-Doping Agency of Serbia	ADAS	5	-	-	31	-	-	36	0	0%
International Rowing Federation	FISA	-	-	-	35	-	-	35	0	0%
International Bobsleigh and Skeleton Federation	IBSF	6	-	-	27	-	-	33	0	0%
Anti-Doping Denmark	ADD	1	-	-	32	-	-	33	0	0%
Estonian Anti-Doping Agency	EADA	-	-	-	33	-	-	33	0	0%
International Canoe Federation	ICF	6	-	-	26	-	-	32	0	0%
Asian Paralympic Committee	APC	28	-	-	4	-	-	32	0	0%
Australian Sports Anti-Doping Authority	ASADA	3	-	-	27	-	-	30	0	0%
International Gymnastics Federation	FIG	15	-	-	14	-	-	29	0	0%
International Committee of Mediterranean Games	ICMG	28	-	-	-	-	-	28	0	0%
Monaco Anti-Doping Committee	CMA Monaco	7	-	-	19	-	-	26	0	0%
South American Sports Organization	ODESUR	26	-	-	-	-	-	26	0	0%
Commonwealth Games Federation	CGF	1	-	-	25	-	-	26	0	0%
UK Anti-Doping	UKAD	-	-	-	25	1	-	25	0	0%
Anti-Doping Singapore	ADS	-	-	-	22	-	-	22	0	0%
International Federation of Bodybuilding and Fitness	IFBB	21	-	-	1	-	-	22	0	0%
Hong Kong Anti-Doping Committee	HKG-ADC	-	-	-	21	-	-	21	0	0%
NADO Flanders	NADOF	6	-	-	14	-	-	20	0	0%
International Skating Union	ISU	18	-	-	1	-	-	19	0	0%
International Hockey Federation	FIH	19	-	-	-	-	-	19	0	0%
Luxembourg NADO	ALAD	-	-	-	19	-	-	19	0	0%
Slovak Anti-Doping Agency	SADA	7	-	-	12	-	-	19	0	0%
World Taekwondo	WT	17	-	-	-	-	-	17	0	0%
Georgian Anti-Doping Agency	GEO-NADO	-	-	-	17	-	-	17	0	0%
International Fencing Federation	FIE	16	-	-	-	-	-	16	0	0%
World Anti-Doping Agency	WADA-AMA	-	-	-	15	3	-	15	0	0%
Czech Anti-Doping Committee	CADC	-	-	-	14	-	-	14	0	0%
International Handball Federation	IHF	14	-	-	-	-	-	14	0	0%
Sport Federation of China Disabled Persons	CHN-SFDP	7	-	-	6	-	-	13	0	0%
World Triathlon Corporation	IRONMAN	-	-	-	13	-	-	13	0	0%
Portugal Anti-Doping Agency	ADoP	-	-	-	12	-	-	12	0	0%
Anti-Doping department of State Sports Medicine Centre	LAT-NADO	-	-	-	12	-	-	12	0	0%
International Boxing Association	AIBA	12	-	-	-	-	-	12	0	0%
CHN-Colleges or Schools in China	CHN-COS	11	-	-	-	-	-	11	0	0%
International Table Tennis Federation	ITTF	2	-	-	9	-	-	11	0	0%
World DanceSport Federation	WDSF	10	-	-	-	-	-	10	0	0%
Bermuda Sport Anti- Doping Authority	BSADA	-	-	-	9	-	-	9	0	0%
Korea Cycle Racing Association	KOR-CYC	-	-	-	9	-	-	9	0	0%
International Sambo Federation	FIAS	9	-	-	-	-	-	9	0	0%
Armenian National Anti-Doping Organization	ARM-NADO	-	-	-	8	-	-	8	0	0%
World Sailing	WS	-	-	-	6	-	-	6	0	0%
Qatar Antidoping Commission	QADC	-	-	-	6	-	-	6	0	0%
Slovenian Antidoping Organization	SLOADO	-	-	-	6	-	-	6	0	0%
International Motorcycling Federation	FIM	5	-	-	-	-	-	5	0	0%
International Orienteering Federation	IOF	5	-	-	-	-	-	5	0	0%
NADO-DG Eupen - Belgium	NADO-DG Eupen	4	-	-	1	-	-	5	0	0%
European Volleyball Confederation	EUR-VB	5	-	-	-	-	-	5	0	0%
Cuban National Anti-Doping Agency	CUB-NADO	-	-	-	5	-	-	5	0	0%

Table 18: hGH Isoforms Tests Conducted per Testing Authority (Blood) - continued

Testing Authority	ADAMS Code	Blood								
		IC			OOC			Total	Total	%
		Samples	ATF	AAF	Samples	ATF	AAF	Samples	AAFs	AAF
International Federation Icestocksport	IFI	2	-	-	3	-	-	5	0	0%
International Federation of Sport Climbing	IFSC	-	-	-	4	-	-	4	0	0%
International Military Sports Council	CISM	4	-	-	-	-	-	4	0	0%
International Blind Sport Association	IBSA	4	-	-	-	-	-	4	0	0%
Korea Motorboat Racing Association	KOR-MOTB	3	-	-	-	-	-	3	0	0%
Sri Lanka Anti Doping Agency	SRI-NADO	3	-	-	-	-	-	3	0	0%
Lembaga Anti-Doping Indonesia	LADI	3	-	-	-	-	-	3	0	0%
International Korfball Federation	IKF	-	-	-	3	-	-	3	0	0%
International Powerboating Federation	UIM	1	-	-	2	-	-	3	0	0%
Drug Free Sport New Zealand	DFSNZ	-	-	-	2	-	-	2	0	0%
Egyptian National Anti-doping Organization	EGY-NADO	-	-	-	2	-	-	2	0	0%
Others in China	China-Others	-	-	-	2	-	-	2	0	0%
International Floorball Federation	IFF	-	-	-	2	-	-	2	0	0%
German Natural Bodybuilding & Fitness Federation	GNBF	2	-	-	-	-	-	2	0	0%
International Ski Mountaineering Federation	ISMF	-	-	-	2	-	-	2	0	0%
National Olympic and Sports Association of Iceland	ISL-NADO	-	-	-	2	-	-	2	0	0%
International Modern Pentathlon Union	UIPM	-	-	-	2	-	-	2	0	0%
International Federation of Bandy	FIB	2	-	-	-	-	-	2	0	0%
International Wheelchair Rugby Federation	IWRF	2	-	-	-	-	-	2	0	0%
Antidoping Switzerland	ADCH	-	-	-	2	-	-	2	0	0%
International Cricket Council	ICC	-	-	-	2	-	-	2	0	0%
National Anti-doping Center of Ukraine	NADC Ukraine	-	-	-	1	-	-	1	0	0%
International Savate Federation	FIS-Savate	-	-	-	1	-	-	1	0	0%
International Federation of Cerebral Palsy Football	IFCPF	1	-	-	-	-	-	1	0	0%
South African Institute for Drug-Free Sport	SAIDS	-	-	-	1	-	-	1	0	0%
World Skate	WSK	1	-	-	-	-	-	1	0	0%
World Association of Kickboxing Organizations	WAKO	1	-	-	-	-	-	1	0	0%
International Fistball Association	IFA	1	-	-	-	-	-	1	0	0%
European Athletics Association	EA	-	-	-	1	-	-	1	0	0%
Totals		4677	1	0	10810	6	2	15,487	2	0.01%

Table 19: hGH Biomarkers Tests Conducted per Testing Authority (Blood)

Testing Authority	ADAMS Code	IC			Blood OOC			Total Samples	Total AAFs	% AAF
		Samples	ATF	AAF	Samples	ATF	AAF			
UK Anti-Doping	UKAD	46	-	-	1316	-	-	1362	0	0%
Italian National Anti-Doping Agency	NADO ITALIA	267	-	-	661	-	-	928	0	0%
International Federation of Football Associations	FIFA	-	-	-	892	-	-	892	0	0%
US Anti-Doping Agency	USADA	102	-	-	661	-	-	763	0	0%
Australian Sports Anti-Doping Authority	ASADA	17	-	-	426	-	-	443	0	0%
Canadian Centre for Ethics in Sport	CCES	90	-	-	285	-	-	375	0	0%
International Olympic Committee	IOC	147	-	-	210	-	-	357	0	0%
Antidoping Switzerland	ADCH	12	-	-	259	-	-	271	0	0%
International Ski Federation	FIS	7	-	-	221	-	-	228	0	0%
National Anti-Doping Agency Austria GmbH	NADA Austria	13	-	-	201	-	-	214	0	0%
Belarus National Anti-Doping Agency	BNADA	40	-	-	163	-	-	203	0	0%
Polish Anti-Doping Agency	POLADA	9	-	-	190	-	-	199	0	0%
Swedish Sports Confederation	RF	21	-	-	177	-	-	198	0	0%
Spain National Anti-Doping Agency	ESP-NADO	9	-	-	185	-	-	194	0	0%
National Anti-doping Center of Ukraine	NADC Ukraine	10	-	-	155	-	-	165	0	0%
French Anti-Doping Agency	AFLD-NADO	24	-	-	141	-	-	165	0	0%
Anti-Doping Denmark	ADD	6	-	-	133	-	-	139	0	0%
Turkish Anti Doping Commission	TADC	54	-	-	77	-	-	131	0	0%
International Volleyball Federation	FIVB	52	-	-	69	-	-	121	0	0%
Commonwealth Games Federation	CGF	31	-	-	83	-	-	114	0	0%
International Paralympic Committee	IPC	59	-	-	43	-	-	102	0	0%
Anti-Doping Norway	ADNO	7	-	-	95	-	-	102	0	0%
German National Anti-Doping Agency	NADA	20	-	-	76	-	-	96	0	0%
International Weightlifting Federation	IWF	70	-	-	20	-	-	90	0	0%
Czech Anti-Doping Committee	CADC	-	-	-	77	-	-	77	0	0%
International Tennis Federation	ITF	54	-	-	20	-	-	74	0	0%
International Swimming Federation	FINA	-	-	-	65	-	-	65	0	0%
Slovak Anti-Doping Agency	SADA	20	-	-	40	-	-	60	0	0%
Central American and Caribbean Sports Organization	ODECABE	58	-	-	-	-	-	58	0	0%
World Rugby	World Rugby	-	-	-	55	-	-	55	0	0%
Drug Free Sport New Zealand	DFSNZ	-	-	-	46	-	-	46	0	0%
International Powerlifting Federation	IPF	-	-	-	39	-	-	39	0	0%
Anti-Doping department of State Sports Medicine Centre	LAT-NADO	13	-	-	26	-	-	39	0	0%
International Biathlon Union	IBU	3	-	-	32	-	-	35	0	0%
Union of European Football Associations	UEFA	30	-	-	-	-	-	30	0	0%
Badminton World Federation	BWF	-	-	-	28	-	-	28	0	0%
International Committee of Mediterranean Games	ICMG	28	-	-	-	-	-	28	0	0%
International Bobsleigh and Skeleton Federation	IBSF	6	-	-	20	-	-	26	0	0%
Monaco Anti-Doping Committee	CMA Monaco	6	-	-	18	-	-	24	0	0%
IAAF - Athletics Integrity Unit	IAAF - AIU	-	-	-	23	-	-	23	0	0%
Russian National Anti-Doping Organization	RUSADA	-	-	-	23	-	-	23	0	0%
International Cricket Council	ICC	-	-	-	15	-	-	15	0	0%
International Gymnastics Federation	FIG	7	-	-	8	-	-	15	0	0%
International Ice Hockey Federation	IIHF	-	-	-	15	-	-	15	0	0%
World Anti-Doping Agency	WADA-AMA	-	-	-	14	-	-	14	0	0%
World Taekwondo	WT	14	-	-	-	-	-	14	0	0%
Brasilian Authority on Anti-Doping Control	ABCD	3	-	-	11	-	-	14	0	0%
International Triathlon Union	ITU	3	-	-	7	-	-	10	0	0%
Sport Ireland	SI	-	-	-	9	-	-	9	0	0%
Estonian Anti-Doping Agency	EADA	-	-	-	8	-	-	8	0	0%
International Cycling Union	UCI	4	-	-	3	-	-	7	0	0%

Table 19: hGH Biomarkers Tests Conducted per Testing Authority (Blood) - continued

Testing Authority	ADAMS Code	IC			Blood OOC			Total Samples	Total AAFs	% AAF
		Samples	ATF	AAF	Samples	ATF	AAF			
NADO Flanders	NADOF	6	-	-	-	-	-	6	0	0%
Bermuda Sport Anti- Doping Authority	BSADA	-	-	-	5	-	-	5	0	0%
World Triathlon Corporation	IRONMAN	-	-	-	5	-	-	5	0	0%
International Basketball Federation	FIBA	4	-	-	-	-	-	4	0	0%
Hungarian Anti-Doping Agency	HUNADO	-	-	-	3	-	-	3	0	0%
International Korfball Federation	IKF	-	-	-	3	-	-	3	0	0%
International Wheelchair Rugby Federation	IWRF	2	-	-	1	-	-	3	0	0%
International Hockey Federation	FIH	3	-	-	-	-	-	3	0	0%
International Federation Icestocksport	IFI	-	-	-	2	-	-	2	0	0%
International Life Saving Federation	ILSF	2	-	-	-	-	-	2	0	0%
Common Community Commission (Brussels)	COCOM	1	-	-	1	-	-	2	0	0%
International Netball Federation	INF	2	-	-	-	-	-	2	0	0%
International Federation of Muaythai Amateur	IFMA	1	-	-	-	-	-	1	0	0%
International Blind Sport Association	IBSA	1	-	-	-	-	-	1	0	0%
Andorra National Anti-Doping Commission	AGAD	1	-	-	-	-	-	1	0	0%
NADO-DG Eupen - Belgium	NADO-DG Eupen	1	-	-	-	-	-	1	0	0%
Liechtenstein Olympic Committee	LOC	-	-	-	1	-	-	1	0	0%
European Athletics Association	EA	-	-	-	1	-	-	1	0	0%
Colombian NADO	COL-NADO	1	-	-	-	-	-	1	0	0%
World Association of Kickboxing Organizations	WAKO	1	-	-	-	-	-	1	0	0%
Netherlands Anti-Doping Authority	ADAN	-	-	-	1	-	-	1	0	0%
International Military Sports Council	CISM	1	-	-	-	-	-	1	0	0%
French Community of Belgium NADO	BEL-CFWB	-	-	-	1	-	-	1	0	0%
Anti-Doping Singapore	ADS	-	-	-	1	-	-	1	0	0%
Totals		1389	0	0	7366	0	0	8,755	0	0%

Table 20: HBOC Tests Conducted per Testing Authority (Blood)

Testing Authority	ADAMS Code	Blood						
		IC Samples	IC AAF	OOB Samples	OOB AAF	Total Samples	Total AAFs	% AAF
Australian Sports Anti-Doping Authority	ASADA	19	-	412	-	431	0	0%
Polish Anti-Doping Agency	POLADA	13	-	392	-	405	0	0%
Belarus National Anti-Doping Agency	BNADA	40	-	162	-	202	0	0%
National Anti-doping Center of Ukraine	NADC Ukraine	10	-	156	-	166	0	0%
Commonwealth Games Federation	CGF	31	-	83	-	114	0	0%
Netherlands Anti-Doping Authority	ADAN	-	-	90	-	90	0	0%
Antidoping Switzerland	ADCH	-	-	83	-	83	0	0%
World Rugby	World Rugby	-	-	81	-	81	0	0%
China Anti-Doping Agency	CHINADA	-	-	79	-	79	0	0%
International Swimming Federation	FINA	-	-	72	-	72	0	0%
Japan Anti-Doping Agency	JADA	-	-	66	-	66	0	0%
International Tennis Federation	ITF	20	-	27	-	47	0	0%
Drug Free Sport New Zealand	DFSNZ	-	-	44	-	44	0	0%
Brasilian Authority on Anti-Doping Control	ABCD	17	-	25	-	42	0	0%
International Triathlon Union	ITU	11	-	18	-	29	0	0%
International Volleyball Federation	FIVB	16	-	-	-	16	0	0%
International Powerlifting Federation	IPF	-	-	15	-	15	0	0%
International Biathlon Union	IBU	-	-	14	-	14	0	0%
IAAF - Athletics Integrity Unit	IAAF - AIU	-	-	12	-	12	0	0%
Sport Ireland	SI	-	-	9	-	9	0	0%
International Cycling Union	UCI	-	-	9	-	9	0	0%
International Cricket Council	ICC	-	-	8	-	8	0	0%
German National Anti-Doping Agency	NADA	1	-	5	-	6	0	0%
International Canoe Federation	ICF	-	-	4	-	4	0	0%
United World Wrestling	UWW	-	-	4	-	4	0	0%
UK Anti-Doping	UKAD	-	-	3	-	3	0	0%
US Anti-Doping Agency	USADA	-	-	3	-	3	0	0%
National Antidoping Agency of the Republic of Moldova	NADO Moldova	-	-	2	-	2	0	0%
International Wheelchair Rugby Federation	IWRF	1	-	1	-	2	0	0%
International Life Saving Federation	ILSF	2	-	-	-	2	0	0%
International Skating Union	ISU	-	-	1	-	1	0	0%
International Gymnastics Federation	FIG	1	-	-	-	1	0	0%
Bermuda Sport Anti- Doping Authority	BSADA	-	-	1	-	1	0	0%
Totals		182	0	1881	0	2,063	0	0%

Table 21: HBT (Transfusion) Tests Conducted per Testing Authority (Blood)

Testing Authority	ADAMS Code	Blood						
		IC Samples	IC AAF	OOC Samples	OOC AAF	Total Samples	Total AAFs	% AAF
International Paralympic Committee	IPC	23	-	61	-	84	0	0%
International Olympic Committee	IOC	69	-	-	-	69	0	0%
Brasilian Authority on Anti-Doping Control	ABCD	17	-	25	-	42	0	0%
Sport Ireland	SI	1	-	37	-	38	0	0%
Polish Anti-Doping Agency	POLADA	-	-	30	-	30	0	0%
International Swimming Federation	FINA	-	-	26	-	26	0	0%
International Cycling Union	UCI	18	3	2	-	20	3	15.0%
China Anti-Doping Agency	CHINADA	-	-	8	-	8	0	0%
German National Anti-Doping Agency	NADA	1	-	6	-	7	0	0%
Canadian Centre for Ethics in Sport	CCES	-	-	2	-	2	0	0%
IAAF - Athletics Integrity Unit	IAAF - AIU	-	-	1	-	1	0	0%
Italian National Anti-Doping Agency	NADO ITALIA	-	-	1	-	1	0	0%
Totals		129	3	199	0	328	3	0.9%

Table 22: ASOIF Sport - Aquatics

Testing Authority (TA)	ADAMS Code	Urine						Blood						Total Samples	% AAF
		IC			OOC			IC			OOC				
		Samples	ATF	AAF	Samples	ATF	AAF	Samples	ATF	AAF	Samples	ATF	AAF		
International Swimming Federation	FINA	770	-	8	2256	1	6	61	-	-	365	-	-	3452	0.4%
China Anti-Doping Agency	CHINADA	331	-	-	712	1	2	29	-	-	117	-	-	1189	0.2%
German National Anti-Doping Agency	NADA	192	-	1	512	-	-	36	-	-	109	-	-	849	0.1%
US Anti-Doping Agency	USADA	276	-	9	374	-	3	-	-	-	50	-	-	700	1.7%
Italian National Anti-Doping Agency	NADO ITALIA	410	-	3	149	-	-	34	-	-	83	-	-	676	0.4%
CHN-Provincial Sports Bureau in China	CHN-PSB	508	-	3	136	-	1	26	-	-	-	-	-	670	0.6%
Russian National Anti-Doping Organization	RUSADA	186	-	4	202	-	1	6	-	-	-	-	-	394	1.3%
European Swimming League	LEN	375	-	-	-	-	-	-	-	-	-	-	-	375	-
Japan Anti-Doping Agency	JADA	136	-	-	179	-	-	-	-	-	14	-	-	329	-
Turkish Anti Doping Commission	TADC	222	-	-	37	-	-	51	-	-	-	-	-	310	-
French Anti-Doping Agency	AFLD-NADO	162	-	1	138	-	-	2	-	-	2	-	-	304	0.3%
Spain National Anti-Doping Agency	ESP-NADO	133	-	1	84	-	-	22	-	-	21	-	-	260	0.4%
Australian Sports Anti-Doping Authority	ASADA	87	-	-	121	-	-	2	-	-	20	-	-	230	-
Mexican National Anti-Doping Committee	MEX-NADO	50	-	1	163	1	1	-	-	-	-	-	-	213	0.9%
Olympic Council of Asia	OCA	142	-	-	38	-	-	-	-	-	12	-	-	192	-
UK Anti-Doping	UKAD	13	-	-	150	-	-	-	-	-	22	-	-	185	-
Polish Anti-Doping Agency	POLADA	104	-	-	48	-	-	-	-	-	9	-	-	161	-
Commonwealth Games Federation	CGF	114	-	-	38	-	-	3	-	-	6	-	-	161	-
Braslian Authority on Anti-Doping Control	ABCD	61	-	3	74	-	-	9	-	-	13	-	-	157	1.9%
Canadian Centre for Ethics in Sport	CCES	37	-	-	98	-	-	6	-	-	15	-	-	156	-
Hungarian Anti-Doping Agency	HUNADO	52	-	-	71	-	-	3	-	-	28	-	-	154	-
Antidoping Switzerland	ADCH	34	-	-	81	-	-	-	-	-	28	-	-	143	-
Netherlands Anti-Doping Authority	ADAN	83	-	1	54	-	-	-	-	-	2	-	-	139	0.7%
Egyptian National Anti-doping Organization	EGY-NADO	110	-	5	12	-	-	-	-	-	-	-	-	122	4.1%
International Olympic Committee	IOC	55	-	-	43	-	-	3	-	-	9	-	-	110	-
Korea Anti-Doping Agency	KADA	48	-	-	56	-	-	3	-	-	1	-	-	108	-
Kazakhstan National Anti-Doping Centre	KAZ-NADO	45	-	1	57	1	1	-	-	-	-	-	-	102	2.0%
Czech Anti-Doping Committee	CADC	72	-	3	23	-	-	-	-	-	7	-	-	102	2.9%
Swedish Sports Confederation	RF	44	-	-	55	-	-	-	-	-	2	-	-	101	-
National Anti Doping Agency -India	IND-NADO	77	-	-	19	-	-	-	-	-	1	-	-	97	-
Central American and Caribbean Sports Organization	ODECABE	77	-	1	-	-	-	4	-	-	-	-	-	81	1.2%
NADO Flanders	NADOF	60	-	1	20	-	-	-	-	-	-	-	-	80	1.3%
Belarus National Anti-Doping Agency	BNADA	29	-	3	37	-	-	5	-	-	8	-	-	79	3.8%
French Community of Belgium NADO	BEL-CFWB	42	-	-	27	-	-	3	-	-	4	-	-	76	-
Italian Ministry of Health Departement	CVD-Italia	72	-	1	-	-	-	-	-	-	-	-	-	72	1.4%
Chilean National Anti-Doping Commission	CHI-NADO	65	-	-	4	-	-	-	-	-	-	-	-	69	-
Croatian Institute of Public Health	CIPH	29	-	1	32	-	-	6	-	-	1	-	-	68	1.5%
Anti-Doping Denmark	ADD	12	-	-	44	-	-	-	-	-	10	-	-	66	-
Finnish Center for Integrity in Sports/Finnish Anti-Doping Agency	FINCIS/FINADA	30	-	-	29	-	-	4	-	-	3	-	-	66	-
Sport Ireland	SI	8	-	-	40	-	-	-	-	-	16	-	-	64	-
Cuban National Anti-Doping Agency	CUB-NADO	14	-	-	50	-	2	-	-	-	-	-	-	64	3.1%
Anti-Doping Agency of Malaysia	ADAMAS	43	-	-	18	-	-	-	-	-	-	-	-	61	-
Anti-Doping Agency of Kenya	ADAK	31	-	-	26	-	-	-	-	-	-	-	-	57	-
Romanian National Anti-Doping Agency	ANAD-Romania	29	-	-	27	-	-	-	-	-	-	-	-	56	-
National Anti-doping Center of Ukraine	NADC Ukraine	18	-	2	37	-	2	-	-	-	-	-	-	55	7.3%
Anti-Doping Singapore	ADS	14	-	-	36	-	-	-	-	-	4	-	-	54	-
Hellenic National Council for Combatting Doping	ESKAN	46	-	-	8	-	-	-	-	-	-	-	-	54	-
Hong Kong Anti-Doping Committee	HKG-ADC	-	-	-	47	-	-	-	-	-	3	-	-	50	-
Anti-Doping Norway	ADNO	21	-	-	24	-	-	-	-	-	4	-	-	49	-
Hong Kong Amateur Swimming Association	HKG-AQ	47	-	-	-	-	-	-	-	-	-	-	-	47	-
Agency for Anti-Doping Control of Bosnia and Herzegovina	BIH-NADO	13	-	-	29	-	-	-	-	-	4	-	-	46	-
Bulgarian Anti-doping Center	BUL-NADO	12	-	-	30	-	-	-	-	-	4	-	-	46	-
National Anti-Doping Agency Austria GmbH	NADA Austria	12	-	-	31	-	-	-	-	-	2	-	-	45	-
Bahamas Anti-Doping Commission	BADC	31	-	1	13	-	-	-	-	-	-	-	-	44	2.3%
Doping Control Agency of Thailand	DCAT	16	-	-	28	-	-	-	-	-	-	-	-	44	-
Drug Free Sport New Zealand	DFSNZ	27	-	-	14	-	-	-	-	-	2	-	-	43	-
South African Institute for Drug-Free Sport	SAIDS	8	-	-	35	-	-	-	-	-	-	-	-	43	-
CHN-National Federations in China	CHN-NF	-	-	-	39	-	1	-	-	-	3	-	-	42	2.4%
Anti-Doping Commission, Chinese Taipei Olympic Committee	CTADA	30	-	-	10	-	-	-	-	-	-	-	-	40	-
Anti-Doping Agency of Serbia	ADAS	25	-	-	9	-	-	-	-	-	2	-	-	36	-
International Committee of Mediterranean Games	ICMG	34	-	-	-	-	-	-	-	-	-	-	-	34	-
South American Sports Organization	ODESUR	32	-	-	-	-	-	1	-	-	-	-	-	33	-
Cyprus Anti-Doping Authority	CYADA	29	-	-	3	-	-	-	-	-	-	-	-	32	-
Luxembourg NADO	ALAD	20	-	1	5	-	-	-	-	-	6	-	-	31	3.2%
Portuguese Swimming Federation	POR-AQ	29	-	-	-	-	-	-	-	-	-	-	-	29	-
Portugal Anti-Doping Agency	AdoP	19	-	1	7	-	-	-	-	-	-	-	-	26	3.8%
Africa Zone VI RADO	AFR-RADO-VI	16	-	-	9	-	-	-	-	-	-	-	-	25	-
Slovak Anti-Doping Agency	SADA	15	-	-	6	-	-	4	-	-	-	-	-	25	-
Anti-Doping department of State Sports Medicine Centre	LAT-NADO	15	-	-	9	-	-	-	-	-	-	-	-	24	-

Table 22: ASOIF Sport - Aquatics - continued

Testing Authority (TA)	ADAMS Code	Urine						Blood						Total Samples	% AAF
		IC			OOC			IC			OOC				
		Samples	ATF	AAF	Samples	ATF	AAF	Samples	ATF	AAF	Samples	ATF	AAF		
Argentina National Anti-Doping Agency	ARG-CNAD	14	-	-	7	-	-	-	-	-	-	-	-	21	-
Anti-Doping Commission of Malta	MLT-NADO	17	-	1	3	-	-	-	-	-	-	-	-	20	5.0%
Azerbaijan National Anti-Doping Agency	AMADA	8	-	-	10	-	-	-	-	-	2	-	-	20	-
Estonian Anti-Doping Agency	EADA	7	-	-	12	-	-	-	-	-	-	-	-	19	-
Algerian National Anti-Doping Organization	ALG-NADO	18	-	-	-	-	-	-	-	-	-	-	-	18	-
Jamaica Anti-Doping Commission	JADCO	10	-	-	4	-	-	-	-	-	2	-	-	16	-
West Asia RADO	W-ASIA-RADO	-	-	-	16	-	-	-	-	-	-	-	-	16	-
I.R Iran National Anti-Doping Organization	IRI-NADO	16	-	-	-	-	-	-	-	-	-	-	-	16	-
Uruguay Anti-Doping	URU-NADO	-	-	-	15	-	-	-	-	-	-	-	-	15	-
Anti-Doping Paraguay	PAR-NADO	10	-	-	4	-	-	-	-	-	-	-	-	14	-
International Military Sports Council	CISM	11	-	-	-	-	-	2	-	-	-	-	-	13	-
Vietnam Anti-Doping & Sports Medicine Agency	VADA	6	-	-	7	-	-	-	-	-	-	-	-	13	-
South East Asia RADO	SE-ASIA-RADO	-	-	-	12	1	-	-	-	-	-	-	-	12	-
Asian Swimming Federation	AASF	12	-	-	-	-	-	-	-	-	-	-	-	12	-
Peru National Anti-Doping Commission	CONAD PERU	11	-	-	-	-	-	-	-	-	-	-	-	11	-
Oceania RADO	O-RADO	2	-	-	8	-	-	-	-	-	-	-	-	10	-
Slovenian Antidoping Organization	SLOADO	4	-	-	6	-	-	-	-	-	-	-	-	10	-
Bermuda Sport Anti-Doping Authority	BSADA	8	-	-	1	-	-	-	-	-	1	-	-	10	-
Lembaga Anti-Doping Indonesia	LADI	-	-	-	9	-	-	-	-	-	-	-	-	9	-
Africa Zone I RADO	AFR-RADO-I	4	-	-	5	-	-	-	-	-	-	-	-	9	-
International School Sport Federation	ISF-School	8	-	-	-	-	-	-	-	-	-	-	-	8	-
Israeli NADO	ISR-NADO	-	-	-	6	-	-	-	-	-	-	-	-	6	-
Spanish Swimming Federation	ESP-AQ	6	-	-	-	-	-	-	-	-	-	-	-	6	-
Sri Lanka Anti Doping Agency	SRI-NADO	6	-	-	-	-	-	-	-	-	-	-	-	6	-
Central Asia RADO	RADOCA-RADO	-	-	-	6	-	-	-	-	-	-	-	-	6	-
Malaysia Swimming Federation	MAS-AQ	5	-	-	-	-	-	-	-	-	-	-	-	5	-
Saudi Arabian Antidoping Committee	KSA-NADO	-	-	-	5	-	-	-	-	-	-	-	-	5	-
Jordan Anti-doping Organization	JADO	4	-	-	-	-	-	-	-	-	-	-	-	4	-
National Olympic and Sports Association of Iceland	ISL-NADO	3	-	-	1	-	-	-	-	-	-	-	-	4	-
Central American RADO	RADO-CAM	-	-	-	4	-	-	-	-	-	-	-	-	4	-
Caribbean RADO	CAR-RADO	-	-	-	4	-	-	-	-	-	-	-	-	4	-
Aruba National Anti-Doping Organization	ARU-NADO	4	-	-	-	-	-	-	-	-	-	-	-	4	-
Gulf States and Yemen RADO	GSY-RADO	-	-	-	4	-	-	-	-	-	-	-	-	4	-
Qatar Antidoping Commission	QADC	-	-	-	2	-	-	-	-	-	1	-	-	3	-
Thailand University Sport Board	THA-UNI	3	-	-	-	-	-	-	-	-	-	-	-	3	-
Eastern Europe RADO	E-EUR-RADO	-	-	-	3	-	-	-	-	-	-	-	-	3	-
National Antidoping Agency of the Republic of Moldova	NADO Moldova	-	-	-	3	-	-	-	-	-	-	-	-	3	-
Georgian Anti-Doping Agency	GEO-NADO	3	-	-	-	-	-	-	-	-	-	-	-	3	-
Common Community Commission (Brussels)	COCOM	-	-	-	3	-	-	-	-	-	-	-	-	3	-
Liechtenstein Olympic Committee	LOC	-	-	-	2	-	-	-	-	-	1	-	-	3	-
South American RADO	RADO-SAM	-	-	-	2	-	-	-	-	-	-	-	-	2	-
Estonian Swimming Federation	EST-SWI	2	-	-	-	-	-	-	-	-	-	-	-	2	-
Armenian National Anti-Doping Organization	ARM-NADO	-	-	-	1	-	-	-	-	-	-	-	-	1	-
Nigerian National Anti-Doping Committee	NGR-NADO	1	-	-	-	-	-	-	-	-	-	-	-	1	-
International Association for Development of Apnea	AIDA	1	-	-	-	-	-	-	-	-	-	-	-	1	-
South Asia RADO	S-ASIA-RADO	-	-	-	1	-	-	-	-	-	-	-	-	1	-
Africa Zone II & III RADO	AFR-RADO-II-III	-	-	-	1	-	-	-	-	-	-	-	-	1	-
Nepal Olympic committee	NEP-NADO	-	-	-	1	-	-	-	-	-	-	-	-	1	-
Ecuador NADO	ECU-NADO	1	-	-	-	-	-	-	-	-	-	-	-	1	-
Lithuanian Anti-Doping Agency	LTU-NADO	-	-	-	1	-	-	-	-	-	-	-	-	1	-
		6204	-	57	6932	5	20	325	-	-	1019	-	-	14480	

Table 23: ASOIF Sport - Archery

Testing Authority (TA)	ADAMS Code	Urine						Blood						Total Samples	% AAF
		IC			OOC			IC			OOC				
		Samples	ATF	AAF	Samples	ATF	AAF	Samples	ATF	AAF	Samples	ATF	AAF		
World Archery Federation	WA	156	-	1	64	-	-	-	-	-	-	-	-	220	0.5%
Korea Anti-Doping Agency	KADA	37	-	-	50	-	-	-	-	-	-	-	-	87	-
National Anti Doping Agency -India	IND-NADO	24	-	-	35	-	-	3	-	-	-	-	-	62	-
Mexican National Anti-Doping Committee	MEX-NADO	36	-	-	24	-	-	-	-	-	-	-	-	60	-
Japan Anti-Doping Agency	JADA	40	-	-	16	-	-	-	-	-	-	-	-	56	-
Portugal Anti-Doping Agency	ADoP	46	-	1	1	-	-	-	-	-	-	-	-	47	2.1%
German National Anti-Doping Agency	NADA	30	-	-	8	-	-	-	-	-	-	-	-	38	-
China Anti-Doping Agency	CHINADA	22	-	-	15	-	-	-	-	-	-	-	-	37	-
Kazakhstan National Anti-Doping Centre	KAZ-NADO	-	-	-	30	-	-	-	-	-	-	-	-	30	-
Italian National Anti-Doping Agency	NADO ITALIA	16	-	-	12	-	-	-	-	-	-	-	-	28	-
US Anti-Doping Agency	USADA	16	-	1	9	-	-	-	-	-	-	-	-	25	4.0%
Spain National Anti-Doping Agency	ESP-NADO	18	-	-	6	-	-	-	-	-	-	-	-	24	-
CHN-Provincial Sports Bureau in China	CHN-PSB	19	-	-	1	-	-	-	-	-	-	-	-	20	-
National Anti-doping Center of Ukraine	NADC Ukraine	-	-	-	18	-	-	-	-	-	-	-	-	18	-
Russian National Anti-Doping Organization	RUSADA	18	-	-	-	-	-	-	-	-	-	-	-	18	-
I,R Iran National Anti-Doping Organization	IRI-NADO	10	-	-	7	-	-	-	-	-	-	-	-	17	-
Netherlands Anti-Doping Authority	ADAN	8	-	-	9	-	-	-	-	-	-	-	-	17	-
Doping Control Agency of Thailand	DCAT	-	-	-	15	-	-	-	-	-	-	-	-	15	-
Anti-Doping Commission, Chinese Taipei Olympic Committee	CTADA	8	-	-	7	-	-	-	-	-	-	-	-	15	-
Hellenic National Council for Combatting Doping	ESKAN	14	-	-	-	-	-	-	-	-	-	-	-	14	-
Anti-Doping Agency of Malaysia	ADAMAS	10	-	-	4	-	-	-	-	-	-	-	-	14	-
CHN-National Federations in China	CHN-NF	10	-	-	4	-	-	-	-	-	-	-	-	14	-
Lembaga Anti-Doping Indonesia	LADI	8	-	-	4	-	-	-	-	-	-	-	-	12	-
Turkish Anti Doping Commission	TADC	6	-	-	5	-	-	-	-	-	-	-	-	11	-
Romanian National Anti-Doping Agency	ANAD-Romania	-	-	-	11	-	-	-	-	-	-	-	-	11	-
Olympic Council of Asia	OCA	11	-	-	-	-	-	-	-	-	-	-	-	11	-
Polish Anti-Doping Agency	POLADA	10	-	-	-	-	-	-	-	-	-	-	-	10	-
Central American and Caribbean Sports Organization	OCECABE	10	-	-	-	-	-	-	-	-	-	-	-	10	-
UK Anti-Doping	UKAD	8	-	-	-	-	-	-	-	-	-	-	-	8	-
International Olympic Committee	IOC	5	-	-	3	-	-	-	-	-	-	-	-	8	-
International Committee of Mediterranean Games	ICMG	7	-	-	-	-	-	-	-	-	-	-	-	7	-
Chilean National Anti-Doping Commission	CHI-NADO	-	-	-	7	-	-	-	-	-	-	-	-	7	-
United Arab Emirates National Anti-doping Committee	UAE-NADO	3	-	-	4	-	-	-	-	-	-	-	-	7	-
World Archery Americas	WAA	7	-	-	-	-	-	-	-	-	-	-	-	7	-
Federacion Dominicana de Medicina del Deporte	FEDOMEDE	6	-	-	-	-	-	-	-	-	-	-	-	6	-
Czech Anti-Doping Committee	CADC	6	-	-	-	-	-	-	-	-	-	-	-	6	-
Belarus National Anti-Doping Agency	BNADA	6	-	-	-	-	-	-	-	-	-	-	-	6	-
Cuban National Anti-Doping Agency	CUB-NADO	-	-	-	6	-	1	-	-	-	-	-	-	6	16.7%
Cyprus Anti-Doping Authority	CYADA	6	-	-	-	-	-	-	-	-	-	-	-	6	-
National Anti-Doping Agency Austria GmbH	NADA Austria	6	-	-	-	-	-	-	-	-	-	-	-	6	-
South African Institute for Drug-Free Sport	SAIDS	5	-	-	-	-	-	-	-	-	-	-	-	5	-
South American Sports Organization	ODESUR	5	-	-	-	-	-	-	-	-	-	-	-	5	-
Algerian National Anti-Doping Organization	ALG-NADO	4	-	-	-	-	-	-	-	-	-	-	-	4	-
Hungarian Anti-Doping Agency	HUNADO	4	-	-	-	-	-	-	-	-	-	-	-	4	-
French Anti-Doping Agency	AFLD-NADO	-	-	-	4	-	-	-	-	-	-	-	-	4	-
Australian Sports Anti-Doping Authority	ASADA	-	-	-	4	-	-	-	-	-	-	-	-	4	-
Finnish Center for Integrity in Sports/Finnish Anti-Doping Agency	FINCIS/FINADA	4	-	-	-	-	-	-	-	-	-	-	-	4	-
International School Sport Federation	ISF-School	3	-	-	-	-	-	-	-	-	-	-	-	3	-
South Asia RADO	S-ASIA-RADO	-	-	-	3	-	-	-	-	-	-	-	-	3	-
Anti-Doping Agency of Serbia	ADAS	2	-	-	-	-	-	-	-	-	-	-	-	2	-
Africa Zone I RADO	AFR-RADO-I	-	-	-	2	-	-	-	-	-	-	-	-	2	-
Africa Zone II & III RADO	AFR-RADO-II-III	-	-	-	2	-	-	-	-	-	-	-	-	2	-
Anti-Doping Norway	ADNO	2	-	-	-	-	-	-	-	-	-	-	-	2	-
Luxembourg NADO	ALAD	-	-	-	2	-	-	-	-	-	-	-	-	2	-
Canadian Centre for Ethics in Sport	CCES	1	-	-	1	-	-	-	-	-	-	-	-	2	-
Georgian Anti-Doping Agency	GEO-NADO	-	-	-	2	-	-	-	-	-	-	-	-	2	-
Hong Kong Anti-Doping Committee	HKG-ADC	-	-	-	1	-	-	-	-	-	-	-	-	1	-
		673	-	3	396	-	1	3	-	-	-	-	-	1072	

Table 24: ASOIF Sport - Athletics

Testing Authority (TA)	ADAMS Code	Urine						Blood						Total Samples	% AAF
		IC Samples	ATF	AAF	OOB Samples	ATF	AAF	IC Samples	ATF	AAF	OOB Samples	ATF	AAF		
IAAF - Athletics Integrity Unit	IAAF - AIU	2695	8	15	2423	4	6	10	-	-	446	1	-	5574	0.4%
German National Anti-Doping Agency	NADA	435	1	2	1277	-	-	118	-	-	319	-	-	2149	0.1%
Russian National Anti-Doping Organization	RUSADA	734	-	17	991	2	4	14	-	-	47	-	-	1786	1.2%
US Anti-Doping Agency	USADA	652	-	12	872	-	1	-	-	-	163	-	-	1687	0.8%
China Anti-Doping Agency	CHINADA	349	-	1	885	2	4	60	-	-	246	-	-	1540	0.3%
French Anti-Doping Agency	AFLD-NADO	959	2	12	342	1	1	10	-	-	50	-	1	1361	1.0%
CHN-National Federations in China	CHN-NF	925	3	21	196	-	1	9	-	-	64	-	-	1194	1.8%
CHN-Provincial Sports Bureau in China	CHN-PSB	929	1	14	146	-	3	22	-	-	21	-	-	1118	1.5%
Turkish Anti Doping Commission	TADC	620	-	2	285	-	-	10	-	-	20	-	-	935	0.2%
Spain National Anti-Doping Agency	ESP-NADO	503	2	4	284	-	-	26	-	-	103	-	-	916	0.4%
National Anti Doping Agency -India	IND-NADO	469	1	10	230	2	4	28	-	-	29	-	-	756	1.9%
Italian National Anti-Doping Agency	NADO ITALIA	362	-	8	244	-	-	66	-	-	83	-	-	755	1.1%
Japan Anti-Doping Agency	JADA	380	-	1	260	-	-	-	-	-	44	-	-	684	0.1%
Anti-Doping Agency of Kenya	ADAK	260	-	5	389	-	1	-	-	-	-	-	-	649	0.9%
UK Anti-Doping	UKAD	102	-	-	292	-	-	-	-	-	62	-	-	456	-
Africa Zone I RADO	AFR-RADO-I	198	1	3	238	-	1	-	-	-	1	-	-	437	0.9%
Jamaica Anti-Doping Commission	JADCO	143	-	-	186	1	-	39	-	-	44	-	-	412	-
Polish Anti-Doping Agency	POLADA	199	1	-	152	-	-	-	-	-	50	-	-	401	-
National Anti-doping Center of Ukraine	NADC Ukraine	159	-	5	172	1	5	-	-	-	43	-	-	374	2.7%
European Athletics Association	EA	352	-	1	2	-	-	-	-	-	3	-	-	357	0.3%
Ethiopian Anti doping Organization	ETH-NADO	95	-	1	256	-	-	-	-	-	-	-	-	351	0.3%
Swedish Sports Confederation	RF	135	-	1	172	-	-	-	-	-	32	-	-	339	0.3%
Brasilian Authority on Anti-Doping Control	ABCD	269	1	3	9	-	-	34	-	-	2	-	-	314	1.0%
Australian Sports Anti-Doping Authority	ASADA	116	-	-	168	-	1	-	-	-	30	-	-	314	0.3%
South African Institute for Drug-Free Sport	SAIDS	189	1	5	104	-	-	-	-	-	1	-	-	294	1.7%
Belarus National Anti-Doping Agency	BNADA	130	-	-	116	-	-	21	-	-	27	-	-	294	-
Antidoping Switzerland	ADCH	97	2	-	126	-	-	-	-	-	45	-	-	268	-
Portugal Anti-Doping Agency	ADoP	215	1	-	44	-	-	-	-	-	2	-	-	261	-
Canadian Centre for Ethics in Sport	CCES	54	-	-	159	-	1	-	-	-	41	-	-	254	0.4%
Finnish Center for Integrity in Sports/Finnish Anti-Doping Agency	FINCIS/FINADA	79	-	-	144	-	-	7	-	-	23	-	-	253	-
Commonwealth Games Federation	CGF	141	-	-	65	-	-	10	-	-	25	-	-	241	-
Netherlands Anti-Doping Authority	ADAN	127	-	-	80	-	-	-	-	-	12	-	-	219	-
Anti-Doping Norway	ADNO	73	-	-	105	-	-	-	-	-	22	-	-	200	-
Sport Ireland	SI	31	-	-	76	-	-	-	-	-	82	-	-	189	-
Kazakhstan National Anti-Doping Centre	KAZ-NADO	130	-	5	48	-	1	-	-	-	-	-	-	178	3.4%
Chilean National Anti-Doping Commission	CHI-NADO	119	-	3	58	-	1	-	-	-	-	-	-	177	2.3%
Olympic Council of Asia	OCA	126	1	2	33	-	1	-	-	-	17	-	-	176	1.7%
NADO Flanders	NADOF	133	-	2	38	-	-	-	-	-	1	-	-	172	1.2%
International Olympic Committee	IOC	59	-	-	68	-	1	8	-	-	34	-	-	169	0.6%
Korea Anti-Doping Agency	KADA	77	-	-	74	-	-	5	-	-	-	-	-	156	-
Hungarian Anti-Doping Agency	HUNADO	69	-	2	64	-	-	-	-	-	14	-	-	147	1.4%
Czech Anti-Doping Committee	CADC	69	-	-	52	-	-	-	-	-	14	-	-	135	-
Doping Control Agency of Thailand	DCAT	67	-	-	59	1	-	-	-	-	-	-	-	126	-
Anti-Doping department of State Sports Medicine Centre	LAT-NADO	20	-	1	82	-	-	-	-	-	8	-	-	110	0.9%
Mexican National Anti-Doping Committee	MEX-NADO	74	-	2	29	-	1	6	-	-	1	-	-	110	2.7%
Romanian National Anti-Doping Agency	ANAD-Romania	53	-	1	56	-	-	1	-	-	-	-	-	110	0.9%
Central American and Caribbean Sports Organization	ODECABE	95	-	1	-	-	-	12	-	-	-	-	-	107	0.9%
Hellenic National Council for Combatting Doping	ESKAN	103	-	1	2	-	-	-	-	-	-	-	-	105	1.0%
Anti-Doping Denmark	ADD	57	-	-	28	-	-	-	-	-	17	-	-	102	-
Sri Lanka Anti Doping Agency	SRI-NADO	81	-	2	15	-	-	3	-	-	-	-	-	99	2.0%
French Community of Belgium NADO	BEL-CFWB	47	-	1	36	-	-	5	-	-	9	-	-	97	1.0%
Saudi Arabian Antidoping Committee	KSA-NADO	88	-	-	-	-	-	-	-	-	-	-	-	88	-
Anti-Doping Agency of Malaysia	ADAMAS	63	-	-	23	-	-	-	-	-	-	-	-	86	-
Anti-Doping Commission, Chinese Taipei Olympic Committee	CTADA	59	-	1	25	-	-	-	-	-	-	-	-	84	1.2%
Africa Zone VI RADO	AFR-RADO-VI	56	-	1	28	-	-	-	-	-	-	-	-	84	1.2%
Egyptian National Anti-doping Organization	EGY-NADO	65	-	2	19	-	-	-	-	-	-	-	-	84	2.4%
Asian Athletics Association	AAA	83	-	-	-	-	-	-	-	-	-	-	-	83	-
National Anti-Doping Agency Austria GmbH	NADA Austria	39	-	-	37	-	-	-	-	-	3	-	-	79	-
South American Sports Organization	ODESUR	65	-	1	-	-	-	13	-	-	-	-	-	78	1.3%
Drug Free Sport New Zealand	DFSNZ	27	-	-	47	-	-	-	-	-	3	-	-	77	-
World Anti-Doping Agency	WADA-AMA	30	-	5	39	-	2	-	-	-	7	3	-	76	9.2%
Croatian Institute of Public Health	CIPH	37	-	-	27	-	-	2	-	-	5	-	-	71	-
Bahamas Anti-Doping Commission	BADC	35	-	-	35	-	-	-	-	-	1	-	-	71	-
International Committee of Mediterranean Games	ICMG	63	-	-	-	-	-	4	-	-	-	-	-	67	-
World Masters Athletics	WMA	63	-	1	-	-	-	-	-	-	-	-	-	63	1.6%
Azerbaijan National Anti-Doping Agency	AMADA	29	-	1	20	-	-	-	-	-	9	-	-	58	1.7%
Slovak Anti-Doping Agency	SADA	20	-	-	24	-	-	4	-	-	10	-	-	58	-
Anti-Doping Singapore	ADS	5	-	-	46	-	-	-	-	-	6	-	-	57	-
I.R Iran National Anti-Doping Organization	IRI-NADO	54	-	4	2	-	-	-	-	-	-	-	-	56	7.1%

Table 24: ASOIF Sport - Athletics - continued

Testing Authority (TA)	ADAMS Code	Urine						Blood						Total Samples	% AAF
		IC			OOB			IC			OOB				
		Samples	ATF	AAF	Samples	ATF	AAF	Samples	ATF	AAF	Samples	ATF	AAF		
Cuban National Anti-Doping Agency	CUB-NADO	30	-	-	26	-	-	-	-	-	-	-	-	56	-
Peru National Anti-Doping Commission	CONAD PERU	49	-	2	6	-	-	-	-	-	-	-	-	55	3.6%
Common Community Commission (Brussels)	COCOM	22	-	-	14	-	-	12	-	-	5	-	-	53	-
Agency for Anti-Doping Control of Bosnia and Herzegovina	BIH-NADO	11	-	-	35	-	-	-	-	-	6	-	-	52	-
Bulgarian Anti-doping Center	BUL-NADO	19	-	1	26	-	-	-	-	-	3	-	-	48	2.1%
Nigerian National Anti-Doping Committee	NGR-NADO	21	-	2	27	-	-	-	-	-	-	-	-	48	4.2%
Cyprus Anti-Doping Authority	CYADA	33	-	1	15	-	-	-	-	-	-	-	-	48	2.1%
Qatar Antidoping Commission	QADC	35	-	2	6	-	-	-	-	-	5	-	-	46	4.3%
Slovenian Antidoping Organization	SLOADO	20	-	-	20	-	2	-	-	-	3	-	-	43	4.7%
Estonian Anti-Doping Agency	EADA	12	-	-	22	-	-	-	-	-	5	-	-	39	-
Israeli NADO	ISR-NADO	28	-	1	6	-	-	-	-	-	-	-	-	34	2.9%
Anti-Doping Agency of Serbia	ADAS	20	-	-	10	-	-	-	-	-	4	-	-	34	-
Basque Anti-Doping Agency	ESP-Vasco	33	-	1	-	-	-	-	-	-	-	-	-	33	3.0%
Central American and Caribbean Athletic Association	NACAC	31	-	-	-	-	-	-	-	-	-	-	-	31	-
Lembaga Anti-Doping Indonesia	LADI	24	-	-	5	-	-	1	-	-	-	-	-	30	-
Ecuador NADO	ECU-NADO	27	-	-	2	-	-	-	-	-	-	-	-	29	-
Italian Ministry of Health Departement	CVD-Italia	28	-	-	-	-	-	-	-	-	-	-	-	28	-
United Arab Emirates National Anti-doping Committee	UAE-NADO	16	-	-	11	-	-	-	-	-	-	-	-	27	-
Sports Bureau of Macao SAR Government	MAC-NADO	27	-	-	-	-	-	-	-	-	-	-	-	27	-
Hong Kong Anti-Doping Committee	HKG-ADC	4	-	-	19	-	-	-	-	-	3	-	-	26	-
Luxembourg NADO	ALAD	18	-	-	4	-	-	-	-	-	4	-	-	26	-
Argentina National Anti-Doping Agency	ARG-CNAD	2	-	-	24	-	-	-	-	-	-	-	-	26	-
Algerian National Anti-Doping Organization	ALG-NADO	19	-	-	6	-	-	-	-	-	-	-	-	25	-
Association of Balkan Athletics Federations	ABAF	24	-	-	-	-	-	-	-	-	-	-	-	24	-
Caribbean RADO	CAR-RADO	10	-	-	13	-	-	-	-	-	-	-	-	23	-
Bermuda Sport Anti- Doping Authority	BSADA	15	-	-	6	-	-	-	-	-	2	-	-	23	-
Oceania RADO	O-RADO	1	-	-	19	-	-	-	-	-	-	-	-	20	-
Colombian NADO	COL-NADO	10	-	-	5	-	-	-	-	-	5	-	-	20	-
Africa Zone V RADO	AFR-RADO-V	16	-	-	4	-	-	-	-	-	-	-	-	20	-
Anti-Doping Paraguay	PAR-NADO	10	-	-	9	-	-	-	-	-	-	-	-	19	-
Anti-Doping Commission of Malta	MLT-NADO	6	-	-	12	-	-	-	-	-	-	-	-	18	-
Guatemala NADO	GUA-OAD	18	-	1	-	-	-	-	-	-	-	-	-	18	5.6%
Lithuanian Anti-Doping Agency	LTU-NADO	6	-	-	10	-	-	-	-	-	-	-	-	16	-
Eastern Europe RADO	E-EUR-RADO	-	-	-	16	-	-	-	-	-	-	-	-	16	-
Venezuela NADO	VEN-NADO	12	-	-	3	-	-	-	-	-	-	-	-	15	-
South East Asia RADO	SE-ASIA-RADO	2	-	-	13	-	-	-	-	-	-	-	-	15	-
South Asia RADO	S-ASIA-RADO	-	-	-	15	-	-	-	-	-	-	-	-	15	-
Africa Zone II & III RADO	AFR-RADO-II-III	-	-	-	14	-	-	-	-	-	-	-	-	14	-
Bolivia National Olympic Committee	BOL-NOC	14	-	2	-	-	-	-	-	-	-	-	-	14	14.3%
National Anti-Doping Agency of Tunisia	ANAD	5	-	-	8	-	-	-	-	-	-	-	-	13	-
Vietnam Anti-Doping & Sports Medicine Agency	VADA	4	-	-	8	-	-	-	-	-	-	-	-	12	-
Chinese Taipei Athletics Association	CTAA	12	-	-	-	-	-	-	-	-	-	-	-	12	-
Uruguay Anti-Doping	URU-NADO	8	-	-	2	-	-	-	-	-	-	-	-	10	-
Federacion Dominicana de Medicina del Deporte	FEDOMEDE	10	-	1	-	-	-	-	-	-	-	-	-	10	10.0%
Monaco Anti-Doping Committee	CMA Monaco	-	-	-	7	-	-	-	-	-	2	-	-	9	-
Central American RADO	RADO-CAM	-	-	-	9	-	-	-	-	-	-	-	-	9	-
Jordan Anti-doping Organization	JADO	1	-	-	7	-	-	-	-	-	-	-	-	8	-
Bulgarian Athletics Federation	BUL-ATH	8	-	-	-	-	-	-	-	-	-	-	-	8	-
West Asia RADO	W-ASIA-RADO	-	-	-	8	-	1	-	-	-	-	-	-	8	12.5%
National Olympic and Sports Association of Iceland	ISL-NADO	3	-	-	5	-	-	-	-	-	-	-	-	8	-
National Anti-Doping Commission of Barbados	NADC	8	-	-	-	-	-	-	-	-	-	-	-	8	-
Central Asia RADO	RADOCA-RADO	-	-	-	8	-	1	-	-	-	-	-	-	8	12.5%
Gulf States and Yemen RADO	GSY-RADO	-	-	-	7	-	-	-	-	-	-	-	-	7	-
Others in China	China-Others	7	-	-	-	-	-	-	-	-	-	-	-	7	-
South American RADO	RADO-SAM	3	-	-	4	-	-	-	-	-	-	-	-	7	-
International School Sport Federation	ISF-School	6	-	-	-	-	-	-	-	-	-	-	-	6	-
Armenian National Anti-Doping Organization	ARM-NADO	4	-	1	2	-	-	-	-	-	-	-	-	6	16.7%
Estonian Athletic Association	EST - EAA	6	-	-	-	-	-	-	-	-	-	-	-	6	-
Medical and Sports Clinic of Wielkopolska Region	POL-WPSL	6	-	-	-	-	-	-	-	-	-	-	-	6	-
National Antidoping Agency of the Republic of Moldova	NADO Moldova	2	-	-	2	-	-	-	-	-	2	-	-	6	-
Puerto Rico Anti-Doping Organization	PUR-NADO	-	-	-	5	-	-	-	-	-	-	-	-	5	-
International Association of Ultrarunners	IAU	4	-	-	-	-	-	-	-	-	-	-	-	4	-
Indonesian Athletics Federation	INA-AF	4	-	-	-	-	-	-	-	-	-	-	-	4	-
Georgian Anti-Doping Agency	GEO-NADO	-	-	-	4	-	-	-	-	-	-	-	-	4	-
International Military Sports Council	CISM	4	-	-	-	-	-	-	-	-	-	-	-	4	-
International Sports Federation for Athletes with an Intellectual D	INAS	3	-	-	-	-	-	-	-	-	-	-	-	3	-
Indian Ocean RADO	IND-OCE-RADO	-	-	-	3	-	-	-	-	-	-	-	-	3	-
Brunei Darussalam Anti-Doping Committee	BDADC BRUNEI	-	-	-	3	-	-	-	-	-	-	-	-	3	-
Oman Anti-Doping Committee	OADC	3	-	-	-	-	-	-	-	-	-	-	-	3	-

2018 Anti-Doping Testing Figures
Samples Analyzed and Reported by Accredited Laboratories in ADAMS

Table 24: ASOIF Sport - Athletics - continued

Testing Authority (TA)	ADAMS Code	Urine						Blood						Total Samples	% AAF
		IC			OOB			IC			OOB				
		Samples	ATF	AAF	Samples	ATF	AAF	Samples	ATF	AAF	Samples	ATF	AAF		
German Youth Force Sports Association	GER-DJK	2	-	-	-	-	-	-	-	-	-	-	-	2	-
Myanmar National Anti-Doping Organization	MYA-NADO	2	-	-	-	-	-	-	-	-	-	-	-	2	-
CHN-Federation of University Sports of China	CHN-FUS	2	-	-	-	-	-	-	-	-	-	-	-	2	-
Suriname Anti-Doping Authority	SUR-NADO	2	-	-	-	-	-	-	-	-	-	-	-	2	-
Swiss Association of Athletics Federation	SUI-ATH	-	-	-	2	-	-	-	-	-	-	-	-	2	-
Chinese Taipei Association of Ultrarunners	CTAU	2	-	-	-	-	-	-	-	-	-	-	-	2	-
Cameroon Anti-Doping Organisation	OICALUDS	-	-	-	1	-	-	-	-	-	-	-	-	1	-
Norwegian Athletics Federation	NFIF	1	-	-	-	-	-	-	-	-	-	-	-	1	-
Israeli Athletic Association	ISR-ATH	1	-	-	-	-	-	-	-	-	-	-	-	1	-
International Catholic Federation of Physical Education and Sport:	FICEP	1	-	-	-	-	-	-	-	-	-	-	-	1	-
Andorra National Anti-Doping Commission	AGAD	-	-	-	1	-	-	-	-	-	-	-	-	1	-
European Police Sport Union	USPE	1	-	-	-	-	-	-	-	-	-	-	-	1	-
Thailand University Sport Board	THA-UNI	1	-	-	-	-	-	-	-	-	-	-	-	1	-
San Marino Standing Committee on Anti-Doping	SMR-NADO	-	-	-	1	-	-	-	-	-	-	-	-	1	-
		16235	26	197	13124	14	44	560	-	-	2390	4	1	32309	

Table 25: ASOIF Sport - Badminton

Testing Authority (TA)	ADAMS Code	Urine						Blood						Total Samples	% AAF
		IC			OOC			IC			OOC				
		Samples	ATF	AAF	Samples	ATF	AAF	Samples	ATF	AAF	Samples	ATF	AAF		
Badminton World Federation	BWF	498	-	-	358	1	-	-	-	-	187	-	-	1043	-
Japan Anti-Doping Agency	JADA	80	-	-	91	-	-	-	-	-	16	-	-	187	-
China Anti-Doping Agency	CHINADA	15	-	-	80	-	-	-	-	-	10	-	-	105	-
Korea Anti-Doping Agency	KADA	37	-	-	19	-	-	-	-	-	-	-	-	56	-
German National Anti-Doping Agency	NADA	27	-	-	23	-	-	2	-	-	3	-	-	55	-
National Anti Doping Agency -India	IND-NADO	17	-	-	30	-	-	-	-	-	2	-	-	49	-
Anti-Doping Denmark	ADD	12	-	-	14	-	-	1	-	-	3	-	-	30	-
Olympic Council of Asia	OCA	24	-	-	5	-	-	-	-	-	-	-	-	29	-
Russian National Anti-Doping Organization	RUSADA	6	-	-	20	-	-	-	-	-	-	-	-	26	-
French Community of Belgium NADO	BEL-CFWB	24	-	-	-	-	-	2	-	-	-	-	-	26	-
Hong Kong Anti-Doping Committee	HKG-ADC	-	-	-	21	-	-	-	-	-	3	-	-	24	-
Doping Control Agency of Thailand	DCAT	-	-	-	22	-	-	-	-	-	-	-	-	22	-
Netherlands Anti-Doping Authority	ADAN	15	-	-	7	-	-	-	-	-	-	-	-	22	-
Mexican National Anti-Doping Committee	MEX-NADO	-	-	-	18	-	1	-	-	-	-	-	-	18	5.6%
Anti-Doping Agency of Malaysia	ADAMAS	6	-	-	12	-	-	-	-	-	-	-	-	18	-
Polish Anti-Doping Agency	POLADA	14	-	-	-	-	-	4	-	-	-	-	-	18	-
Finnish Center for Integrity in Sports/Finnish Anti-Doping Agency	FINCIS/FINADA	9	-	-	6	-	-	-	-	-	2	-	-	17	-
Australian Sports Anti-Doping Authority	ASADA	13	-	-	-	-	-	-	-	-	-	-	-	13	-
French Anti-Doping Agency	AFLD-NADO	9	-	-	3	-	-	-	-	-	-	-	-	12	-
CHN-Provincial Sports Bureau in China	CHN-PSB	10	-	-	1	-	-	-	-	-	-	-	-	11	-
UK Anti-Doping	UKAD	11	-	-	-	-	-	-	-	-	-	-	-	11	-
Anti-Doping Commission, Chinese Taipei Olympic Committee	CTADA	2	-	-	9	-	-	-	-	-	-	-	-	11	-
International University Sport Federation	FISU	10	-	-	-	-	-	-	-	-	-	-	-	10	-
Anti-Doping Agency of Kenya	ADAK	-	-	-	10	-	-	-	-	-	-	-	-	10	-
Peru National Anti-Doping Commission	CONAD PERU	-	-	-	10	-	-	-	-	-	-	-	-	10	-
Central American and Caribbean Sports Organization	ODECABE	9	-	-	-	-	-	1	-	-	-	-	-	10	-
Spain National Anti-Doping Agency	ESP-NADO	8	-	-	1	-	-	1	-	-	-	-	-	10	-
Commonwealth Games Federation	CGF	9	-	-	-	-	-	-	-	-	-	-	-	9	-
Italian National Anti-Doping Agency	NADO ITALIA	6	-	-	2	-	-	-	-	-	1	-	-	9	-
Swedish Sports Confederation	RF	8	-	-	-	-	-	-	-	-	-	-	-	8	-
Romanian National Anti-Doping Agency	ANAD-Romania	3	-	-	5	-	-	-	-	-	-	-	-	8	-
Badminton Asia Confederation	BAC	8	-	-	-	-	-	-	-	-	-	-	-	8	-
South American Sports Organization	ODESUR	8	-	-	-	-	-	-	-	-	-	-	-	8	-
National Anti-Doping Agency Austria GmbH	NADA Austria	-	-	-	5	-	-	-	-	-	2	-	-	7	-
Anti-Doping Singapore	ADS	-	-	-	7	-	-	-	-	-	-	-	-	7	-
International Olympic Committee	IOC	3	-	-	4	-	-	-	-	-	-	-	-	7	-
Sport Ireland	SI	5	-	-	-	-	-	-	-	-	-	-	-	5	-
Portugal Anti-Doping Agency	ADoP	4	-	-	1	-	-	-	-	-	-	-	-	5	-
Czech Anti-Doping Committee	CADC	4	-	-	1	-	-	-	-	-	-	-	-	5	-
Estonian Anti-Doping Agency	EADA	1	-	-	3	-	-	-	-	-	1	-	-	5	-
Canadian Centre for Ethics in Sport	CCES	5	-	-	-	-	-	-	-	-	-	-	-	5	-
Bulgarian Anti-doping Center	BUL-NADO	4	-	-	1	-	-	-	-	-	-	-	-	5	-
Jamaica Anti-Doping Commission	JADCO	-	-	-	5	-	-	-	-	-	-	-	-	5	-
International Committee of Mediterranean Games	ICMG	4	-	-	-	-	-	-	-	-	-	-	-	4	-
Lembaga Anti-Doping Indonesia	LADI	-	-	-	4	-	-	-	-	-	-	-	-	4	-
US Anti-Doping Agency	USADA	-	-	-	4	-	-	-	-	-	-	-	-	4	-
Belarus National Anti-Doping Agency	BNADA	3	-	-	-	-	-	1	-	-	-	-	-	4	-
Luxembourg NADO	ALAD	-	-	-	2	-	-	-	-	-	1	-	-	3	-
Hungarian Anti-Doping Agency	HUNADO	-	-	-	3	-	-	-	-	-	-	-	-	3	-
Nigerian National Anti-Doping Committee	NGR-NADO	-	-	-	2	-	-	-	-	-	-	-	-	2	-
Africa Zone VI RADO	AFR-RADO-VI	-	-	-	2	-	-	-	-	-	-	-	-	2	-
Thailand University Sport Board	THA-UNI	2	-	-	-	-	-	-	-	-	-	-	-	2	-
National Olympic and Sports Association of Iceland	ISL-NADO	-	-	-	2	-	-	-	-	-	-	-	-	2	-
South Asia RADO	S-ASIA-RADO	-	-	-	2	-	-	-	-	-	-	-	-	2	-
Anti-Doping Agency of Serbia	ADAS	2	-	-	-	-	-	-	-	-	-	-	-	2	-
Argentina National Anti-Doping Agency	ARG-CNAD	-	-	-	1	-	-	-	-	-	-	-	-	1	-
Sri Lanka Anti Doping Agency	SRI-NADO	-	-	-	1	-	-	-	-	-	-	-	-	1	-
Caribbean RADO	CAR-RADO	-	-	-	1	-	-	-	-	-	-	-	-	1	-
Estonian Badminton Association	EST-BAD	1	-	-	-	-	-	-	-	-	-	-	-	1	-
Brasillian Authority on Anti-Doping Control	ABCD	-	-	-	1	-	-	-	-	-	-	-	-	1	-
Drug Free Sport New Zealand	DFSNZ	-	-	-	1	-	-	-	-	-	-	-	-	1	-
Chilean National Anti-Doping Commission	CHI-NADO	-	-	-	1	-	-	-	-	-	-	-	-	1	-
Sport Federation of China Disabled Persons	CHN-SFDP	1	-	-	-	-	-	-	-	-	-	-	-	1	-
Eastern Europe RADO	E-EUR-RADO	-	-	-	1	-	-	-	-	-	-	-	-	1	-
Indian Ocean RADO	IND-OCE-RADO	-	-	-	1	-	-	-	-	-	-	-	-	1	-
National Anti-doping Center of Ukraine	NADC Ukraine	-	-	-	1	-	-	-	-	-	-	-	-	1	-
Oceania RADO	O-RADO	-	-	-	1	-	-	-	-	-	-	-	-	1	-
Nepal Olympic committee	NEP-NADO	-	-	-	1	-	-	-	-	-	-	-	-	1	-
Africa Zone II & III RADO	AFR-RADO-II-III	-	-	-	1	-	-	-	-	-	-	-	-	1	-
Kazakhstan National Anti-Doping Centre	KAZ-NADO	-	-	-	1	-	-	-	-	-	-	-	-	1	-
		937	-	-	828	1	1	12	-	-	231	-	-	2008	

Table 26: ASOIF Sport - Basketball

Testing Authority (TA)	ADAMS Code	Urine						Blood						Total Samples	% AAF
		IC			OOC			IC			OOC				
		Samples	ATF	AAF	Samples	ATF	AAF	Samples	ATF	AAF	Samples	ATF	AAF		
International Basketball Federation	FIBA	600	-	13	108	-	-	26	-	-	24	-	-	758	1.7%
Turkish Basketball Federation	TUR-BAS	381	-	-	1	-	-	-	-	-	-	-	-	382	-
French Anti-Doping Agency	AFLD-NADO	27	-	-	302	-	-	-	-	-	19	-	-	348	-
German National Anti-Doping Agency	NADA	159	-	1	109	-	-	8	-	-	7	-	-	283	0.4%
Italian National Anti-Doping Agency	NADO ITALIA	207	-	2	46	-	-	-	-	-	29	-	-	282	0.7%
Hellenic National Council for Combatting Doping	ESKAN	118	-	2	133	1	2	-	-	-	-	-	-	251	1.6%
Japan Anti-Doping Agency	JADA	93	-	-	85	-	-	-	-	-	-	-	-	178	-
Spain National Anti-Doping Agency	ESP-NADO	137	-	1	6	-	-	27	-	-	2	-	-	172	0.6%
Swedish Sports Confederation	RF	77	-	1	81	-	1	-	-	-	9	-	-	167	1.2%
Polish Anti-Doping Agency	POLADA	101	-	-	32	-	-	-	-	-	13	-	-	146	-
Braslian Authority on Anti-Doping Control	ABCD	118	-	4	1	-	-	10	-	-	-	-	-	129	3.1%
Russian National Anti-Doping Organization	RUSADA	58	-	-	68	-	1	-	-	-	-	-	-	126	0.8%
French Community of Belgium NADO	BEL-CFWB	40	-	-	71	-	-	5	-	-	9	-	-	125	-
Australian Sports Anti-Doping Authority	ASADA	55	-	-	56	-	-	-	-	-	14	-	-	125	-
Italian Ministry of Health Departement	CVD-Italia	109	-	-	-	-	-	-	-	-	-	-	-	109	-
Romanian National Anti-Doping Agency	ANAD-Romania	20	-	-	76	-	-	4	-	-	6	-	-	106	-
Finnish Center for Integrity in Sports/Finnish Anti-Doping Agency	FINCIS/FINADA	52	-	-	41	-	-	4	-	-	6	-	-	103	-
NADO Flanders	NADOF	48	-	-	54	-	-	-	-	-	-	-	-	102	-
Saudi Arabian Antidoping Committee	KSA-NADO	82	-	1	5	-	-	-	-	-	-	-	-	87	1.1%
China Anti-Doping Agency	CHINADA	14	-	-	55	-	-	1	-	-	7	-	-	77	-
Argentina National Anti-Doping Agency	ARG-CNAD	42	-	1	33	-	-	-	-	-	-	-	-	75	1.3%
Anti-Doping Norway	ADNO	44	-	-	30	-	-	-	-	-	-	-	-	74	-
Olympic Council of Asia	OCA	56	-	-	13	-	-	-	-	-	2	-	-	71	-
National Anti-Doping Agency Austria GmbH	NADA Austria	10	-	-	48	-	-	-	-	-	8	-	-	66	-
National Anti Doping Agency -India	IND-NADO	19	-	1	45	-	-	-	-	-	2	-	-	66	1.5%
Korea Anti-Doping Agency	KADA	45	-	-	15	-	-	-	-	-	3	-	-	63	-
Croatian Institute of Public Health	CIPH	39	-	-	17	-	1	-	-	-	5	-	-	61	1.6%
Bulgarian Anti-doping Center	BUL-NADO	28	-	-	21	-	-	-	-	-	4	-	-	53	-
Czech Anti-Doping Committee	CADC	37	-	1	8	-	-	-	-	-	3	-	-	48	2.1%
Netherlands Anti-Doping Authority	ADAN	46	-	1	2	-	-	-	-	-	-	-	-	48	2.1%
National Anti-doping Center of Ukraine	NADC Ukraine	24	-	1	23	-	-	-	-	-	-	-	-	47	2.1%
Israeli NADO	ISR-NADO	35	-	3	12	-	-	-	-	-	-	-	-	47	6.4%
Mexican National Anti-Doping Committee	MEX-NADO	8	-	-	38	-	1	-	-	-	-	-	-	46	2.2%
Doping Control Agency of Thailand	DCAT	2	-	-	40	-	-	-	-	-	-	-	-	42	-
Chilean National Anti-Doping Commission	CHI-NADO	19	-	-	22	-	-	-	-	-	-	-	-	41	-
Common Community Commission (Brussels)	COCOM	18	-	-	18	-	-	2	-	-	1	-	-	39	-
Cuban National Anti-Doping Agency	CUB-NADO	10	-	-	28	-	-	-	-	-	-	-	-	38	-
Agency for Anti-Doping Control of Bosnia and Herzegovina	BIH-NADO	18	-	1	14	-	-	-	-	-	4	-	-	36	2.8%
US Anti-Doping Agency	USADA	-	-	-	32	-	-	-	-	-	4	-	-	36	-
Drug Free Sport New Zealand	DFSNZ	24	-	-	7	-	-	-	-	-	-	-	-	31	-
Hungarian Anti-Doping Agency	HUNADO	26	-	-	5	-	-	-	-	-	-	-	-	31	-
Anti-Doping department of State Sports Medicine Centre	LAT-NADO	14	-	-	14	-	-	2	-	-	1	-	-	31	-
Anti-Doping Denmark	ADD	8	-	-	20	-	-	-	-	-	-	-	-	28	-
CHN-Provincial Sports Bureau in China	CHN-PSB	24	-	-	4	-	-	-	-	-	-	-	-	28	-
I.R Iran National Anti-Doping Organization	IRI-NADO	28	-	1	-	-	-	-	-	-	-	-	-	28	3.6%
Anti-Doping Agency of Kenya	ADAK	5	-	-	20	-	-	-	-	-	-	-	-	25	-
Canadian Centre for Ethics in Sport	CCES	-	-	-	21	-	-	-	-	-	4	-	-	25	-
Anti-Doping Agency of Serbia	ADAS	20	-	-	-	-	-	2	-	-	-	-	-	22	-
Slovak Anti-Doping Agency	SADA	10	-	-	7	-	-	4	-	-	-	-	-	21	-
United Arab Emirates National Anti-doping Committee	UAE-NADO	6	-	-	14	-	-	-	-	-	-	-	-	20	-
Uruguay Anti-Doping	URU-NADO	12	-	-	8	-	-	-	-	-	-	-	-	20	-
Slovenian Antidoping Organization	SLOADO	20	-	-	-	-	-	-	-	-	-	-	-	20	-
Anti-Doping Commission, Chinese Taipei Olympic Committee	CTADA	-	-	-	19	-	-	-	-	-	-	-	-	19	-
Central American and Caribbean Sports Organization	OCECABE	16	-	-	-	-	-	2	-	-	-	-	-	18	-
National Olympic and Sports Association of Iceland	ISL-NADO	10	-	-	7	-	1	-	-	-	-	-	-	17	5.9%
Cyprus Anti-Doping Authority	CYADA	17	-	-	-	-	-	-	-	-	-	-	-	17	-
International Olympic Committee	IOC	4	-	-	11	-	-	-	-	-	1	-	-	16	-
Georgian Anti-Doping Agency	GEO-NADO	16	-	-	-	-	-	-	-	-	-	-	-	16	-
Monaco Anti-Doping Committee	CMA Monaco	-	-	-	12	-	-	-	-	-	2	-	-	14	-
Azerbaijan National Anti-Doping Agency	AMADA	8	-	-	5	-	-	-	-	-	1	-	-	14	-
Commonwealth Games Federation	CGF	10	-	-	2	-	-	-	-	-	2	-	-	14	-
Oceania RADO	O-RADO	4	-	-	10	-	-	-	-	-	-	-	-	14	-
Lithuanian Anti-Doping Agency	LTU-NADO	14	-	-	-	-	-	-	-	-	-	-	-	14	-
Africa Zone VI RADO	AFR-RADO-VI	9	-	-	4	-	-	-	-	-	-	-	-	13	-
Estonian Anti-Doping Agency	EADA	8	-	-	3	-	-	-	-	-	-	-	-	11	-
West Asia RADO	W-ASIA-RADO	-	-	-	10	-	-	-	-	-	-	-	-	10	-
Antidoping Switzerland	ADCH	8	-	-	1	-	-	-	-	-	-	-	-	9	-
Colombian NADO	COL-NADO	8	-	-	-	-	-	1	-	-	-	-	-	9	-
South American Sports Organization	ODESUR	8	-	-	-	-	-	-	-	-	-	-	-	8	-

2018 Anti-Doping Testing Figures
Samples Analyzed and Reported by Accredited Laboratories in ADAMS

Table 26: ASOIF Sport - Basketball - continued

Testing Authority (TA)	ADAMS Code	Urine						Blood						Total Samples	% AAF
		IC			OOC			IC			OOC				
		Samples	ATF	AAF	Samples	ATF	AAF	Samples	ATF	AAF	Samples	ATF	AAF		
Central American RADO	RADO-CAM	-	-	-	8	-	-	-	-	-	-	-	-	8	-
Africa Zone I RADO	AFR-RADO-I	8	-	-	-	-	-	-	-	-	-	-	-	8	-
Luxembourg NADO	ALAD	4	-	-	2	-	-	-	-	-	1	-	-	7	-
Qatar Antidoping Commission	QADC	5	-	-	2	-	-	-	-	-	-	-	-	7	-
Lebanese Olympic Committee/Anti-Doping Commission	LIB-OC	6	-	-	-	-	-	-	-	-	-	-	-	6	-
Andorra National Anti-Doping Commission	AGAD	-	-	-	6	-	-	-	-	-	-	-	-	6	-
Lembaga Anti-Doping Indonesia	LADI	2	-	-	4	-	-	-	-	-	-	-	-	6	-
Eastern Europe RADO	E-EUR-RADO	-	-	-	6	-	-	-	-	-	-	-	-	6	-
Kazakhstan National Anti-Doping Centre	KAZ-NADO	-	-	-	5	-	-	-	-	-	-	-	-	5	-
National Anti-Doping Commission of Macedonia	MKD-NADO	4	-	-	-	-	-	-	-	-	-	-	-	4	-
International Committee of Mediterranean Games	ICMG	4	-	-	-	-	-	-	-	-	-	-	-	4	-
Belarus National Anti-Doping Agency	BNADA	-	-	-	2	-	-	-	-	-	2	-	-	4	-
Algerian National Anti-Doping Organization	ALG-NADO	4	-	-	-	-	-	-	-	-	-	-	-	4	-
Anti-Doping Commission of Malta	MLT-NADO	4	-	-	-	-	-	-	-	-	-	-	-	4	-
Hong Kong Anti-Doping Committee	HKG-ADC	-	-	-	4	-	-	-	-	-	-	-	-	4	-
Anti-Doping Agency of Malaysia	ADAMAS	4	-	-	-	-	-	-	-	-	-	-	-	4	-
South Asia RADO	S-ASIA-RADO	-	-	-	4	-	-	-	-	-	-	-	-	4	-
Sport Ireland	SI	4	-	-	-	-	-	-	-	-	-	-	-	4	-
Nigerian National Anti-Doping Committee	NGR-NADO	4	-	1	-	-	-	-	-	-	-	-	-	4	25.0%
Africa Zone II & III RADO	AFR-RADO-II-III	-	-	-	3	-	-	-	-	-	-	-	-	3	-
Africa Zone V RADO	AFR-RADO-V	-	-	-	3	-	-	-	-	-	-	-	-	3	-
National Anti-Doping Agency of Tunisia	ANAD	-	-	-	3	-	-	-	-	-	-	-	-	3	-
Indian Ocean RADO	IND-OCE-RADO	-	-	-	2	-	-	-	-	-	-	-	-	2	-
Jordan Anti-doping Organization	JADO	-	-	-	2	-	-	-	-	-	-	-	-	2	-
Anti-Doping Paraguay	PAR-NADO	-	-	-	2	-	-	-	-	-	-	-	-	2	-
Thailand University Sport Board	THA-UNI	2	-	-	-	-	-	-	-	-	-	-	-	2	-
Gulf States and Yemen RADO	GSY-RADO	-	-	-	1	-	-	-	-	-	-	-	-	1	-
Kuwait Anti-Doping Committee	KUW-NADO	-	-	-	1	-	-	-	-	-	-	-	-	1	-
Caribbean RADO	CAR-RADO	-	-	-	1	-	-	-	-	-	-	-	-	1	-
Egyptian National Anti-doping Organization	EGY-NADO	-	-	-	1	-	-	-	-	-	-	-	-	1	-
		3388	-	36	2055	1	7	98	-	-	195	-	-	5736	

Table 27: ASOIF Sport - Boxing

Testing Authority (TA)	ADAMS Code	Urine						Blood						Total Samples	% AAF
		IC		OOC		IC		OOC							
		Samples	ATF	AAF	Samples	ATF	AAF	Samples	ATF	AAF	Samples	ATF	AAF		
International Boxing Association	AIBA	380	-	1	127	-	2	12	-	-	-	-	-	519	0.6%
UK Anti-Doping	UKAD	213	-	5	183	-	-	15	-	-	30	-	-	441	1.1%
National Anti Doping Agency -India	IND-NADO	147	-	4	168	-	-	-	-	-	28	-	-	343	1.2%
China Anti-Doping Agency	CHINADA	107	-	3	112	1	-	-	-	-	32	-	-	251	1.2%
CHN-Provincial Sports Bureau in China	CHN-PSB	190	-	1	19	-	-	-	-	-	-	-	-	209	0.5%
German National Anti-Doping Agency	NADA	105	-	3	44	-	-	22	-	-	16	-	-	187	1.6%
Russian National Anti-Doping Organization	RUSADA	41	-	1	131	1	-	-	-	-	-	-	-	172	0.6%
Kazakhstan National Anti-Doping Centre	KAZ-NADO	18	-	-	111	-	1	-	-	-	-	-	-	129	0.8%
Azerbaijan National Anti-Doping Agency	AMADA	53	-	4	38	-	-	-	-	-	14	-	-	105	3.8%
French Anti-Doping Agency	AFLD-NADO	62	-	2	40	1	3	-	-	-	1	-	-	103	4.9%
Polish Anti-Doping Agency	POLADA	24	-	-	68	-	1	-	-	-	10	-	-	102	1.0%
Italian National Anti-Doping Agency	NADO ITALIA	26	-	-	37	-	-	-	-	-	9	-	-	72	-
Doping Control Agency of Thailand	DCAT	46	-	-	26	-	-	-	-	-	-	-	-	72	-
Antidoping Switzerland	ADCH	36	-	-	33	-	-	-	-	-	-	-	-	69	-
Sport Ireland	SI	4	-	1	41	-	-	-	-	-	18	-	-	63	1.6%
US Anti-Doping Agency	USADA	18	-	-	41	-	-	-	-	-	4	-	-	63	-
Korea Anti-Doping Agency	KADA	36	-	-	24	-	-	1	-	-	-	-	-	61	-
Commonwealth Games Federation	CGF	28	-	1	18	-	-	2	-	-	13	-	-	61	1.6%
Mexican National Anti-Doping Committee	MEX-NADO	-	-	-	54	-	-	-	-	-	-	-	-	54	-
Turkish Anti Doping Commission	TADC	40	-	1	12	-	-	-	-	-	-	-	-	52	1.9%
Canadian Centre for Ethics in Sport	CCES	10	-	-	34	-	-	-	-	-	7	-	-	51	-
Swedish Sports Confederation	RF	20	-	3	28	-	-	-	-	-	2	-	-	50	6.0%
National Anti-doping Center of Ukraine	NADC Ukraine	26	-	2	23	-	3	-	-	-	-	-	-	49	10.2%
Australian Sports Anti-Doping Authority	ASADA	17	-	-	27	-	-	-	-	-	4	-	-	48	-
Anti-Doping Denmark	ADD	11	-	1	31	-	2	-	-	-	4	-	-	46	6.5%
European Boxing Union	EBU	40	-	-	-	-	-	-	-	-	-	-	-	40	-
Anti-Doping Agency of Kenya	ADAK	6	-	1	32	-	-	-	-	-	-	-	-	38	2.6%
Belarus National Anti-Doping Agency	BNADA	9	-	-	22	-	-	1	-	-	6	-	-	38	-
Cuban National Anti-Doping Agency	CUB-NADO	21	-	-	16	-	-	-	-	-	-	-	-	37	-
Anti-Doping Norway	ADNO	3	-	-	32	-	1	-	-	-	2	-	-	37	2.7%
CHN-National Federations in China	CHN-NF	-	-	-	33	-	-	-	-	-	4	-	-	37	-
French Community of Belgium NADO	BEL-CFWB	24	-	1	10	-	-	2	-	-	-	-	-	36	2.8%
Bulgarian Anti-doping Center	BUL-NADO	12	-	1	20	-	-	-	-	-	3	-	-	35	2.9%
Japan Anti-Doping Agency	JADA	16	-	-	12	-	-	-	-	-	-	-	-	28	-
Africa Zone I RADO	AFR-RADO-I	-	-	-	28	-	-	-	-	-	-	-	-	28	-
Spain National Anti-Doping Agency	ESP-NADO	26	-	1	1	-	-	-	-	-	1	-	-	28	3.6%
Olympic Council of Asia	OCA	20	-	-	5	-	-	-	-	-	3	-	-	28	-
World Boxing Council	WBC	27	-	2	-	-	-	-	-	-	-	-	-	27	7.4%
International Olympic Committee	IOC	15	-	-	7	-	-	2	-	-	2	-	-	26	-
Netherlands Anti-Doping Authority	ADAN	12	-	1	14	-	-	-	-	-	-	-	-	26	3.8%
Finnish Center for Integrity in Sports/Finnish Anti-Doping Agency	FINCIS/FINADA	10	-	-	13	-	-	-	-	-	2	-	-	25	-
Croatian Institute of Public Health	CIPH	15	-	1	5	-	-	-	-	-	4	-	-	24	4.2%
South American Sports Organization	ODESUR	20	-	1	-	-	-	2	-	-	-	-	-	22	4.5%
NADO Flanders	NADOF	18	-	1	4	-	-	-	-	-	-	-	-	22	4.5%
Common Community Commission (Brussels)	COCOM	11	-	1	5	-	-	3	-	-	2	-	-	21	4.8%
South African Institute for Drug-Free Sport	SAIDS	18	-	2	3	-	-	-	-	-	-	-	-	21	9.5%
Central American and Caribbean Sports Organization	ODECABE	20	-	-	-	-	-	1	-	-	-	-	-	21	-
Estonian Anti-Doping Agency	EADA	16	-	1	5	-	-	-	-	-	-	-	-	21	4.8%
FVA Professional Boxing	AUT-ProBOX	20	-	-	-	-	-	-	-	-	-	-	-	20	-
Czech Anti-Doping Committee	CADC	12	-	-	6	-	-	-	-	-	2	-	-	20	-
Hungarian Anti-Doping Agency	HUNADO	-	-	-	16	-	-	-	-	-	3	-	-	19	-
National Anti-Doping Agency Austria GmbH	NADA Austria	6	-	1	10	-	-	-	-	-	2	-	-	18	5.6%
World Boxing Association	WBA	14	-	-	3	-	-	-	-	-	-	-	-	17	-
Africa Zone VI RADO	AFR-RADO-VI	8	-	-	8	-	-	-	-	-	-	-	-	16	-
World Anti-Doping Agency	WADA-AMA	-	-	-	16	1	-	-	-	-	-	-	-	16	-
International University Sport Federation	FISU	16	-	-	-	-	-	-	-	-	-	-	-	16	-
Central Asia RADO	RADOCA-RADO	-	-	-	15	-	-	-	-	-	-	-	-	15	-
Nigerian National Anti-Doping Committee	NGR-NADO	2	-	-	13	1	-	-	-	-	-	-	-	15	-
Slovak Anti-Doping Agency	SADA	6	-	-	6	-	-	-	-	-	2	-	-	14	-
Agency for Anti-Doping Control of Bosnia and Herzegovina	BiH-NADO	3	-	-	10	-	-	-	-	-	1	-	-	14	-
World Boxing Organization	WBO	14	-	-	-	-	-	-	-	-	-	-	-	14	-
Jordan Anti-doping Organization	JADO	-	-	-	13	-	-	-	-	-	-	-	-	13	-
Cameroon Anti-Doping Organisation	OCALUDS	3	-	-	10	-	-	-	-	-	-	-	-	13	-
International Boxing Federation	IBF	11	-	1	-	-	-	-	-	-	-	-	-	11	9.1%
Anti-Doping Agency of Malaysia	ADAMAS	8	-	-	3	-	-	-	-	-	-	-	-	11	-
Chilean National Anti-Doping Commission	CHI-NADO	10	-	1	1	-	-	-	-	-	-	-	-	11	9.1%
Portugal Anti-Doping Agency	ADoP	10	-	1	-	-	-	-	-	-	-	-	-	10	10.0%
Romanian National Anti-Doping Agency	ANAD-Romania	-	-	-	10	-	-	-	-	-	-	-	-	10	-
Italian Ministry of Health Departement	CVD-Italia	10	-	1	-	-	-	-	-	-	-	-	-	10	10.0%

Table 27: ASOIF Sport - Boxing - continued

Testing Authority (TA)	ADAMS Code	Urine						Blood						Total Samples	% AAF
		IC			OOC			IC			OOC				
		Samples	ATF	AAF	Samples	ATF	AAF	Samples	ATF	AAF	Samples	ATF	AAF		
Vietnam Anti-Doping & Sports Medicine Agency	VADA	5	-	-	5	-	-	-	-	-	-	-	-	10	-
Monaco Anti-Doping Committee	CMA Monaco	6	-	-	2	-	-	-	-	-	2	-	-	10	-
Anti-Doping Commission of Malta	MLT-NADO	10	-	3	-	-	-	-	-	-	-	-	-	10	30.0%
Anti-Doping department of State Sports Medicine Centre	LAT-NADO	5	-	-	3	-	-	-	-	-	1	-	-	9	-
International Committee of Mediterranean Games	ICMG	9	-	-	-	-	-	-	-	-	-	-	-	9	-
Sri Lanka Anti Doping Agency	SRI-NADO	7	-	1	2	-	-	-	-	-	-	-	-	9	11.1%
Lembaga Anti-Doping Indonesia	LADI	5	-	-	4	-	-	-	-	-	-	-	-	9	-
Monaco Boxing Federation	MON-BX	9	-	-	-	-	-	-	-	-	-	-	-	9	-
Puerto Rico Anti-Doping Organization	PUR-NADO	-	-	-	7	-	-	-	-	-	-	-	-	7	-
Central American RADO	RADO-CAM	-	-	-	7	-	-	-	-	-	-	-	-	7	-
Anti-Doping Commission, Chinese Taipei Olympic Committee	CTADA	5	-	-	2	-	-	-	-	-	-	-	-	7	-
Argentina National Anti-Doping Agency	ARG-CNAD	-	-	-	7	1	-	-	-	-	-	-	-	7	-
Armenian National Anti-Doping Organization	ARM-NADO	5	-	-	2	-	-	-	-	-	-	-	-	7	-
Anti-Doping Agency of Serbia	ADAS	6	-	1	-	-	-	-	-	-	1	-	-	7	14.3%
Oceania RADO	O-RADO	-	-	-	5	-	-	-	-	-	-	-	-	5	-
International Boxing Organization	IBO	5	-	-	-	-	-	-	-	-	-	-	-	5	-
National Anti-Doping Agency of Tunisia	ANAD	-	-	-	4	-	-	-	-	-	-	-	-	4	-
Bahamas Anti-Doping Commission	BADC	-	-	-	4	-	-	-	-	-	-	-	-	4	-
Egyptian National Anti-doping Organization	EGY-NADO	-	-	-	4	-	-	-	-	-	-	-	-	4	-
Thailand University Sport Board	THA-UNI	4	-	-	-	-	-	-	-	-	-	-	-	4	-
Colombian NADO	COL-NADO	-	-	-	4	-	-	-	-	-	-	-	-	4	-
West Asia RADO	W-ASIA-RADO	-	-	-	4	-	-	-	-	-	-	-	-	4	-
Anti-Doping Singapore	ADS	-	-	-	3	-	-	-	-	-	1	-	-	4	-
Algerian National Anti-Doping Organization	ALG-NADO	4	-	-	-	-	-	-	-	-	-	-	-	4	-
Cyprus Anti-Doping Authority	CYADA	3	-	-	1	-	-	-	-	-	-	-	-	4	-
South East Asia RADO	SE-ASIA-RADO	-	-	-	4	-	-	-	-	-	-	-	-	4	-
National Anti-Doping Commission of Barbados	NADC	-	-	-	3	-	-	-	-	-	-	-	-	3	-
Jamaica Anti-Doping Commission	JADCO	-	-	-	3	-	-	-	-	-	-	-	-	3	-
Uruguay Anti-Doping	URU-NADO	-	-	-	3	-	-	-	-	-	-	-	-	3	-
Costa Rica NADO	CRC-NADO	3	-	-	-	-	-	-	-	-	-	-	-	3	-
Bermuda Sport Anti- Doping Authority	BSADA	3	-	-	-	-	-	-	-	-	-	-	-	3	-
South Asia RADO	S-ASIA-RADO	-	-	-	3	-	-	-	-	-	-	-	-	3	-
United Arab Emirates National Anti-doping Committee	UAE-NADO	-	-	-	3	-	-	-	-	-	-	-	-	3	-
Eastern Europe RADO	E-EUR-RADO	-	-	-	2	-	-	-	-	-	-	-	-	2	-
Slovenian Antidoping Organization	SLOADO	-	-	-	2	-	-	-	-	-	-	-	-	2	-
Africa Zone II & III RADO	AFR-RADO-II-III	-	-	-	2	-	-	-	-	-	-	-	-	2	-
Drug Free Sport New Zealand	DFSNZ	-	-	-	2	-	-	-	-	-	-	-	-	2	-
National Antidoping Agency of the Republic of Moldova	NADO Moldova	2	-	-	-	-	-	-	-	-	-	-	-	2	-
German Boxing Association	GER-ProBOX	2	-	-	-	-	-	-	-	-	-	-	-	2	-
World Boxing Federation	WBF-Prof	2	-	-	-	-	-	-	-	-	-	-	-	2	-
Israeli NADO	ISR-NADO	-	-	-	2	-	-	-	-	-	-	-	-	2	-
Georgian Anti-Doping Agency	GEO-NADO	-	-	-	2	-	-	-	-	-	-	-	-	2	-
Caribbean RADO	CAR-RADO	-	-	-	1	-	-	-	-	-	-	-	-	1	-
Lithuanian Anti-Doping Agency	LTU-NADO	-	-	-	1	-	-	-	-	-	-	-	-	1	-
Luxembourg NADO	ALAD	-	-	-	1	-	-	-	-	-	-	-	-	1	-
South American RADO	RADO-SAM	-	-	-	1	-	-	-	-	-	-	-	-	1	-
Qatar Antidoping Commission	QADC	-	-	-	1	-	-	-	-	-	-	-	-	1	-
		2270	-	57	1983	6	13	63	-	-	236	-	-	4552	

Table 28: ASOIF Sport - Canoe / Kayak

Testing Authority (TA)	ADAMS Code	Urine						Blood						Total Samples	% AAF
		IC Samples	ATF	AAF	OOB Samples	ATF	AAF	IC Samples	ATF	AAF	OOB Samples	ATF	AAF		
German National Anti-Doping Agency	NADA	192	-	-	474	-	-	24	-	-	108	-	-	798	-
China Anti-Doping Agency	CHINADA	106	-	-	267	-	2	10	-	-	44	-	-	427	0.5%
International Canoe Federation	ICF	179	-	1	124	-	-	6	-	-	46	-	-	355	0.3%
Russian National Anti-Doping Organization	RUSADA	96	-	-	203	1	-	-	-	-	8	-	-	307	-
CHN-Provincial Sports Bureau in China	CHN-PSB	245	-	4	25	-	-	-	-	-	-	-	-	270	1.5%
Hungarian Anti-Doping Agency	HUNADO	82	-	-	85	-	1	-	-	-	70	-	-	237	0.4%
Spain National Anti-Doping Agency	ESP-NADO	50	1	1	128	-	-	12	-	-	31	-	-	221	0.5%
Polish Anti-Doping Agency	POLADA	40	-	-	111	-	-	-	-	-	16	-	-	167	-
Australian Sports Anti-Doping Authority	ASADA	47	-	-	93	-	-	-	-	-	21	-	-	161	-
Italian National Anti-Doping Agency	NADO ITALIA	44	-	-	77	-	-	-	-	-	34	-	-	155	-
Kazakhstan National Anti-Doping Centre	KAZ-NADO	45	-	-	105	-	1	-	-	-	-	-	-	150	0.7%
National Anti Doping Agency -India	IND-NADO	53	-	3	48	-	-	-	-	-	15	-	-	116	2.6%
Canadian Centre for Ethics in Sport	CCES	22	-	-	70	-	-	-	-	-	15	-	-	107	-
Belarus National Anti-Doping Agency	BNADA	28	-	-	53	-	1	3	-	-	10	-	-	94	1.1%
Olympic Council of Asia	OCA	32	-	-	27	-	1	-	-	-	15	-	-	74	1.4%
Korea Anti-Doping Agency	KADA	46	-	1	26	-	-	1	-	-	-	-	-	73	1.4%
Czech Anti-Doping Committee	CADC	37	-	-	21	-	-	-	-	-	5	-	-	63	-
Anti-Doping Denmark	ADD	17	-	-	36	-	-	-	-	-	9	-	-	62	-
Romanian National Anti-Doping Agency	ANAD-Romania	6	-	-	51	2	-	-	-	-	3	-	-	60	-
Braslian Authority on Anti-Doping Control	ABCD	30	-	-	22	-	2	-	-	-	7	-	-	59	3.4%
Japan Anti-Doping Agency	JADA	30	-	-	26	-	-	-	-	-	2	-	-	58	-
UK Anti-Doping	UKAD	6	-	-	41	-	-	-	-	-	9	-	-	56	-
Slovak Anti-Doping Agency	SADA	14	-	-	29	-	-	4	-	-	8	-	-	55	-
Swedish Sports Confederation	RF	16	-	-	27	-	-	-	-	-	6	-	-	49	-
Portugal Anti-Doping Agency	ADoP	32	-	-	13	-	-	-	-	-	1	-	-	46	-
Drug Free Sport New Zealand	DFSNZ	13	-	1	22	-	-	-	-	-	6	-	-	41	2.4%
South African Institute for Drug-Free Sport	SAIDS	23	-	1	17	-	-	-	-	-	-	-	-	40	2.5%
I.R Iran National Anti-Doping Organization	IRI-NADO	15	-	4	21	-	1	-	-	-	-	-	-	36	13.9%
National Anti-doping Center of Ukraine	NADC Ukraine	10	-	1	26	-	-	-	-	-	-	-	-	36	2.8%
National Anti-Doping Agency Austria GmbH	NADA Austria	6	-	-	24	-	-	-	-	-	3	-	-	33	-
Anti-Doping Agency of Serbia	ADAS	17	-	-	10	-	-	-	-	-	3	-	-	30	-
French Anti-Doping Agency	AFLD-NADO	13	-	-	17	-	-	-	-	-	-	-	-	30	-
Anti-Doping department of State Sports Medicine Centre	LAT-NADO	-	-	-	27	-	-	-	-	-	2	-	-	29	-
Mexican National Anti-Doping Committee	MEX-NADO	-	-	-	20	-	-	-	-	-	8	-	-	28	-
Anti-Doping Norway	ADNO	6	-	-	19	-	-	-	-	-	2	-	-	27	-
Doping Control Agency of Thailand	DCAT	-	-	-	26	-	-	-	-	-	-	-	-	26	-
Finnish Center for Integrity in Sports/Finnish Anti-Doping Agency	FINCIS/FINADA	8	-	-	14	-	-	4	-	-	-	-	-	26	-
Bulgarian Anti-doping Center	BUL-NADO	9	-	-	14	-	-	2	-	-	-	-	-	25	-
Anti-Doping Singapore	ADS	-	-	-	21	-	-	-	-	-	2	-	-	23	-
Cuban National Anti-Doping Agency	CUB-NADO	10	-	-	11	-	-	-	-	-	-	-	-	21	-
Chilean National Anti-Doping Commission	CHI-NADO	-	-	-	20	-	1	-	-	-	-	-	-	20	5.0%
Anti-Doping Commission, Chinese Taipei Olympic Committee	CTADA	3	-	-	14	-	-	-	-	-	-	-	-	17	-
International Olympic Committee	IOC	9	-	-	6	-	-	-	-	-	2	-	-	17	-
European Canoe Association	ECA	17	-	-	-	-	-	-	-	-	-	-	-	17	-
Sport Ireland	SI	-	-	-	11	-	-	-	-	-	5	-	-	16	-
Lithuanian Anti-Doping Agency	LTU-NADO	2	-	-	14	-	-	-	-	-	-	-	-	16	-
Central American and Caribbean Sports Organization	ODECABE	15	-	-	-	-	-	-	-	-	-	-	-	15	-
Agency for Anti-Doping Control of Bosnia and Herzegovina	BIH-NADO	4	-	-	6	-	-	-	-	-	2	-	-	12	-
South American Sports Organization	ODESUR	11	-	-	-	-	-	-	-	-	-	-	-	11	-
Netherlands Anti-Doping Authority	ADAN	10	-	-	-	-	-	-	-	-	-	-	-	10	-
US Anti-Doping Agency	USADA	-	-	-	8	-	-	-	-	-	1	-	-	9	-
Turkish Anti Doping Commission	TADC	8	-	-	1	-	-	-	-	-	-	-	-	9	-
Central Asia RADO	RADOCA-RADO	-	-	-	9	-	-	-	-	-	-	-	-	9	-
Azerbaijan National Anti-Doping Agency	AMADA	-	-	-	4	-	-	-	-	-	3	-	-	7	-
Colombian NADO	COL-NADO	-	-	-	6	-	-	-	-	-	-	-	-	6	-
Antidoping Switzerland	ADCH	-	-	-	6	-	-	-	-	-	-	-	-	6	-
Argentina National Anti-Doping Agency	ARG-CNAD	-	-	-	6	-	-	-	-	-	-	-	-	6	-
International University Sport Federation	FISU	6	-	-	-	-	-	-	-	-	-	-	-	6	-
Slovenian Antidoping Organization	SLOADO	-	-	-	4	-	-	-	-	-	1	-	-	5	-
International Committee of Mediterranean Games	ICMG	4	-	-	-	-	-	-	-	-	-	-	-	4	-
Hellenic National Council for Combatting Doping	ESKAN	4	-	-	-	-	-	-	-	-	-	-	-	4	-
Eastern Europe RADO	E-EUR-RADO	-	-	-	3	-	-	-	-	-	-	-	-	3	-
Oceania RADO	O-RADO	-	-	-	3	-	-	-	-	-	-	-	-	3	-
Lembaga Anti-Doping Indonesia	LADI	-	-	-	3	-	-	-	-	-	-	-	-	3	-
Nigerian National Anti-Doping Committee	NGR-NADO	-	-	-	2	-	-	-	-	-	-	-	-	2	-
Federacion Dominicana de Medicina del Deporte	FEDOMEDE	-	-	-	2	-	-	-	-	-	-	-	-	2	-
Venezuela NADO	VEN-NADO	-	-	-	2	-	-	-	-	-	-	-	-	2	-
National Antidoping Agency of the Republic of Moldova	NADO Moldova	-	-	-	1	-	-	-	-	-	-	-	-	1	-
Vietnam Anti-Doping & Sports Medicine Agency	VADA	-	-	-	1	-	-	-	-	-	-	-	-	1	-
Anti-Doping Agency of Malaysia	ADAMAS	-	-	-	1	-	-	-	-	-	-	-	-	1	-

2018 Anti-Doping Testing Figures
Samples Analyzed and Reported by Accredited Laboratories in ADAMS

Table 28: ASOIF Sport - Canoe / Kayak - continued

Testing Authority (TA)	ADAMS Code	Urine						Blood						Total Samples	% AAF
		IC			OOC			IC			OOC				
		Samples	ATF	AAF	Samples	ATF	AAF	Samples	ATF	AAF	Samples	ATF	AAF		
Andorra National Anti-Doping Commission	AGAD	-	-	-	1	-	-	-	-	-	-	-	-	1	-
Georgian Anti-Doping Agency	GEO-NADO	-	-	-	1	-	-	-	-	-	-	-	-	1	-
Hong Kong Anti-Doping Committee	HKG-ADC	-	-	-	1	-	-	-	-	-	-	-	-	1	-
		1718	1	17	2607	3	10	66	-	-	523	-	-	4914	

Table 29: ASOIF Sport - Cycling

Testing Authority (TA)	ADAMS Code	Urine						Blood						Total Samples	% AAF
		IC Samples	ATF	AAF	OOB Samples	ATF	AAF	IC Samples	ATF	AAF	OOB Samples	ATF	AAF		
International Cycling Union	UCI	4713	1	45	3660	3	8	548	4	6	530	1	-	9451	0.6%
US Anti-Doping Agency	USADA	666	1	22	407	-	-	-	-	-	88	-	-	1161	1.9%
German National Anti-Doping Agency	NADA	450	1	6	261	-	2	174	-	-	142	-	-	1027	0.8%
Spain National Anti-Doping Agency	ESP-NADO	582	-	14	251	-	-	58	-	3	109	-	1	1000	1.8%
China Anti-Doping Agency	CHINADA	315	-	1	501	-	1	44	-	-	131	-	-	991	0.2%
French Anti-Doping Agency	AFLD-NADO	655	1	29	195	-	-	70	1	3	54	-	-	974	3.3%
Italian National Anti-Doping Agency	NADO ITALIA	561	-	24	150	-	4	82	-	-	75	-	2	868	3.5%
Portugal Anti-Doping Agency	ADoP	653	-	22	134	-	2	-	-	-	4	-	-	791	3.0%
NADO Flanders	NADOF	299	-	6	341	-	-	6	-	-	3	-	-	649	0.9%
Antidoping Switzerland	ADCH	109	-	1	349	-	-	-	-	-	106	-	-	564	0.2%
Netherlands Anti-Doping Authority	ADAN	253	-	2	148	-	-	-	-	-	72	-	-	473	0.4%
UK Anti-Doping	UKAD	117	-	-	268	-	-	8	-	-	52	-	-	445	-
Japan Anti-Doping Agency	JADA	301	-	2	52	-	-	-	-	-	3	-	-	356	0.6%
CHN-Provincial Sports Bureau in China	CHN-PSB	261	1	9	82	-	3	-	-	-	-	-	-	343	3.5%
National Anti Doping Agency -India	IND-NADO	163	-	3	127	-	-	10	-	-	18	-	-	318	0.9%
French Community of Belgium NADO	BEL-CFWB	188	-	2	85	-	-	27	-	-	16	-	-	316	0.6%
Russian National Anti-Doping Organization	RUSADA	115	-	6	186	-	-	8	-	-	-	-	-	309	1.9%
Australian Sports Anti-Doping Authority	ASADA	80	-	-	177	-	-	8	-	-	28	-	-	293	-
Chilean National Anti-Doping Commission	CHI-NADO	173	-	2	80	-	-	-	-	-	-	-	-	253	0.8%
Canadian Centre for Ethics in Sport	CCES	88	-	3	107	-	-	9	-	-	40	-	-	244	1.2%
Colombian NADO	COL-NADO	139	-	1	38	-	2	20	-	1	24	1	1	221	2.3%
Anti-Doping Norway	ADNO	40	-	-	141	-	-	-	-	-	25	-	-	206	-
Korea Cycle Racing Association	KOR-CYC	172	-	1	-	-	-	-	-	-	9	-	-	181	0.6%
Anti-Doping Denmark	ADD	49	-	1	87	-	1	2	-	-	35	-	-	173	1.2%
Drug Free Sport New Zealand	DFSNZ	42	-	1	123	-	-	-	-	-	6	-	-	171	0.6%
Sport Ireland	SI	28	-	-	58	-	-	1	-	-	72	-	-	159	-
Commonwealth Games Federation	CGF	90	-	1	57	-	-	4	-	-	8	-	-	159	0.6%
Polish Anti-Doping Agency	POLADA	104	-	1	39	1	-	4	-	-	6	-	-	153	0.7%
Swedish Sports Confederation	RF	42	-	-	77	-	-	-	-	-	24	-	-	143	-
Royal Belgian Cycling League	BEL-CY	142	-	1	-	-	-	-	-	-	-	-	-	142	0.7%
Cuban National Anti-Doping Agency	CUB-NADO	90	-	-	47	-	-	-	-	-	-	-	-	137	-
South African Institute for Drug-Free Sport	SAIDS	70	-	2	62	-	1	-	-	-	-	-	-	132	2.3%
Turkish Anti Doping Commission	TADC	61	-	1	68	-	-	-	-	-	2	-	-	131	0.8%
National Anti-Doping Agency Austria GmbH	NADA Austria	40	-	-	69	-	1	-	-	-	9	-	-	118	0.8%
Kazakhstan National Anti-Doping Centre	KAZ-NADO	50	-	-	61	-	1	-	-	-	-	-	-	111	0.9%
Azerbaijan National Anti-Doping Agency	AMADA	45	-	2	52	-	-	-	-	-	10	-	-	107	1.9%
Brasilian Authority on Anti-Doping Control	ABCD	86	-	5	14	-	-	-	-	-	3	-	-	103	4.9%
Czech Anti-Doping Committee	CADC	60	-	-	31	-	-	-	-	-	6	-	-	97	-
Olympic Council of Asia	OCA	55	-	-	31	-	-	-	-	-	9	-	-	95	-
Basque Anti-Doping Agency	ESP-Vasco	94	-	2	-	-	-	-	-	-	-	-	-	94	2.1%
Central American and Caribbean Sports Organization	ODECABE	68	-	4	-	-	-	22	-	-	-	-	-	90	4.4%
Korea Anti-Doping Agency	KADA	48	-	1	36	-	-	1	-	-	2	-	-	87	1.1%
Mexican National Anti-Doping Committee	MEX-NADO	57	-	1	25	1	2	4	-	-	-	-	-	86	3.5%
Guatemala NADO	GUA-OAD	63	-	8	-	-	-	-	-	-	20	7	-	83	9.6%
National Anti-doping Center of Ukraine	NADC Ukraine	38	-	4	45	-	3	-	-	-	-	-	-	83	8.4%
Doping Control Agency of Thailand	DCAT	31	-	-	51	-	-	-	-	-	-	-	-	82	-
Hungarian Anti-Doping Agency	HUNADO	65	-	-	8	-	-	-	-	-	1	-	-	74	-
Belarus National Anti-Doping Agency	BNADA	23	-	-	35	-	-	-	-	-	9	-	-	67	-
Anti-Doping department of State Sports Medicine Centre	LAT-NADO	24	-	-	32	-	-	-	-	-	8	-	-	64	-
Finnish Center for Integrity in Sports/Finnish Anti-Doping Agency	FINCIS/FINADA	26	-	-	23	-	-	2	-	-	5	-	-	56	-
Luxembourg NADO	ALAD	33	-	-	10	-	-	-	-	-	9	-	-	52	-
Japan Keirin Foundation	JKA	29	-	1	19	-	1	-	-	-	-	-	-	48	4.2%
South American Sports Organization	ODESUR	43	-	-	-	-	-	2	-	-	-	-	-	45	-
Slovenian Antidoping Organization	SLOADO	26	-	-	19	-	1	-	-	-	-	-	-	45	2.2%
International Olympic Committee	IOC	11	-	-	16	-	-	-	-	-	11	-	-	38	-
Anti-Doping Agency of Malaysia	ADAMAS	21	-	-	15	-	-	-	-	-	-	-	-	36	-
Federacion Dominicana de Medicina del Deporte	FEDOMEDE	30	-	-	-	-	-	-	-	-	-	-	-	30	-
Uruguay Anti-Doping	URU-NADO	22	-	1	8	-	-	-	-	-	-	-	-	30	3.3%
Bulgarian Anti-doping Center	BUL-NADO	15	-	-	10	-	-	3	-	-	-	-	-	28	-
Argentina National Anti-Doping Agency	ARG-CNAD	19	-	3	8	-	1	-	-	-	-	-	-	27	14.8%
I.R Iran National Anti-Doping Organization	IRI-NADO	26	-	2	-	-	-	-	-	-	-	-	-	26	7.7%
Anti-Doping Agency of Serbia	ADAS	13	-	-	9	-	-	-	-	-	3	-	-	25	-
Australian Cycling Federation	AUS-CY	25	-	-	-	-	-	-	-	-	-	-	-	25	-
Africa Zone V RADO	AFR-RADO-V	19	-	-	4	-	-	-	-	-	-	-	-	23	-
Anti-Doping Agency of Kenya	ADAK	-	-	-	23	-	-	-	-	-	-	-	-	23	-
Italian Ministry of Health Departement	CVD-Italia	22	-	1	-	-	-	-	-	-	-	-	-	22	4.5%
Hong Kong Anti-Doping Committee	HKG-ADC	-	-	-	17	-	-	-	-	-	2	-	-	19	-
Bermuda Sport Anti- Doping Authority	BSADA	17	-	-	1	-	-	-	-	-	1	-	-	19	-
Costa Rica NADO	CRC-NADO	18	-	-	-	-	-	-	-	-	-	-	-	18	-

Table 29: ASOIF Sport - Cycling - continued

Testing Authority (TA)	ADAMS Code	Urine						Blood						Total Samples	% AAF
		IC			OOB			IC			OOB				
		Samples	ATF	AAF	Samples	ATF	AAF	Samples	ATF	AAF	Samples	ATF	AAF		
Croatian Institute of Public Health	CIPH	-	-	-	16	-	-	-	-	-	2	-	-	18	-
Anti-Doping Organization of New Caledonia	OADNC	18	-	-	-	-	-	-	-	-	-	-	-	18	-
Lithuanian Anti-Doping Agency	LTU-NADO	10	-	-	6	-	-	-	-	-	-	-	-	16	-
Asian Cycling Confederation	ACC	15	-	-	-	-	-	-	-	-	-	-	-	15	-
Venezuela NADO	VEN-NADO	12	-	-	2	-	-	-	-	-	-	-	-	14	-
Slovak Anti-Doping Agency	SADA	6	-	-	5	-	-	-	-	-	2	-	-	13	-
Sri Lanka Anti Doping Agency	SRI-NADO	12	-	1	1	-	-	-	-	-	-	-	-	13	7.7%
Bahamas Anti-Doping Commission	BADC	-	-	-	12	-	-	-	-	-	-	-	-	12	-
National Anti Doping Agency Belize	NADO Belize	12	-	1	-	-	-	-	-	-	-	-	-	12	8.3%
Cyprus Anti-Doping Authority	CYADA	12	-	-	-	-	-	-	-	-	-	-	-	12	-
Saudi Arabian Antidoping Committee	KSA-NADO	10	-	-	-	-	-	-	-	-	-	-	-	10	-
French Polynesia Youth Services and Sports	TAH-NADO	10	-	1	-	-	-	-	-	-	-	-	-	10	10.0%
Africa Zone I RADO	AFR-RADO-I	-	-	-	10	-	-	-	-	-	-	-	-	10	-
Algerian National Anti-Doping Organization	ALG-NADO	10	-	-	-	-	-	-	-	-	-	-	-	10	-
Monaco Anti-Doping Committee	CMA Monaco	4	-	1	5	-	-	-	-	-	1	-	-	10	10.0%
Anti-Doping Organization of Pakistan	ADOPak	9	-	2	-	-	-	-	-	-	-	-	-	9	22.2%
Romanian National Anti-Doping Agency	ANAD-Romania	9	-	1	-	-	-	-	-	-	-	-	-	9	11.1%
Anti-Doping Paraguay	PAR-NADO	6	-	-	3	-	-	-	-	-	-	-	-	9	-
Anti-Doping Singapore	ADS	-	-	-	9	-	-	-	-	-	-	-	-	9	-
Vietnam Anti-Doping & Sports Medicine Agency	VADA	-	-	-	8	-	-	-	-	-	-	-	-	8	-
International Committee of Mediterranean Games	ICMG	8	-	-	-	-	-	-	-	-	-	-	-	8	-
Africa Zone VI RADO	AFR-RADO-VI	6	-	1	2	-	-	-	-	-	-	-	-	8	12.5%
International University Sport Federation	FISU	7	-	-	-	-	-	-	-	-	-	-	-	7	-
Indian Ocean RADO	IND-OCE-RADO	6	-	-	1	-	-	-	-	-	-	-	-	7	-
French Cycling Federation	FRA-FFC	7	-	1	-	-	-	-	-	-	-	-	-	7	14.3%
Central American RADO	RADO-CAM	-	-	-	7	-	-	-	-	-	-	-	-	7	-
Peru National Anti-Doping Commission	CONAD PERU	7	-	-	-	-	-	-	-	-	-	-	-	7	-
Agency for Anti-Doping Control of Bosnia and Herzegovina	BIH-NADO	2	-	-	4	-	-	-	-	-	1	-	-	7	-
Africa Zone II & III RADO	AFR-RADO-II-III	2	-	-	4	-	-	-	-	-	-	-	-	6	-
Ecuador NADO	ECU-NADO	5	-	-	1	-	-	-	-	-	-	-	-	6	-
West Asia RADO	W-ASIA-RADO	-	-	-	6	-	-	-	-	-	-	-	-	6	-
South East Asia RADO	SE-ASIA-RADO	-	-	-	6	-	-	-	-	-	-	-	-	6	-
United Arab Emirates National Anti-doping Committee	UAE-NADO	-	-	-	5	-	-	-	-	-	-	-	-	5	-
Anti-Doping Commission, Chinese Taipei Olympic Committee	CTADA	2	-	-	3	-	-	-	-	-	-	-	-	5	-
National Anti-Doping Agency of Tunisia	ANAD	-	-	-	4	-	-	-	-	-	-	-	-	4	-
Estonian Anti-Doping Agency	EADA	4	-	-	-	-	-	-	-	-	-	-	-	4	-
Caribbean RADO	CAR-RADO	-	-	-	4	-	-	-	-	-	-	-	-	4	-
Anti-Doping Commission of Malta	MLT-NADO	-	-	-	4	-	-	-	-	-	-	-	-	4	-
Israeli NADO	ISR-NADO	4	-	-	-	-	-	-	-	-	-	-	-	4	-
Jordan Anti-doping Organization	JADO	-	-	-	4	-	-	-	-	-	-	-	-	4	-
South American RADO	RADO-SAM	-	-	-	3	-	-	-	-	-	-	-	-	3	-
Brunei Darussalam Anti-Doping Committee	BDADC BRUNEI	-	-	-	3	-	-	-	-	-	-	-	-	3	-
German Police Sports Board of Trustees	DPSK	-	-	-	3	-	-	-	-	-	-	-	-	3	-
European Deaf Sport Organization	EDSO	3	-	-	-	-	-	-	-	-	-	-	-	3	-
Nigerian National Anti-Doping Committee	NGR-NADO	3	-	1	-	-	-	-	-	-	-	-	-	3	33.3%
Central Asia RADO	RADOCA-RADO	-	-	-	2	-	-	-	-	-	-	-	-	2	-
International School Sport Federation	ISF-School	2	-	-	-	-	-	-	-	-	-	-	-	2	-
Georgian Anti-Doping Agency	GEO-NADO	2	-	2	-	-	-	-	-	-	-	-	-	2	100.0%
Gulf States and Yemen RADO	GSY-RADO	-	-	-	1	-	-	-	-	-	-	-	-	1	-
World Anti-Doping Agency	WADA-AMA	-	-	-	1	-	-	-	-	-	-	-	-	1	-
Liechtenstein Olympic Committee	LOC	-	-	-	1	-	-	-	-	-	-	-	-	1	-
Eastern Europe RADO	E-EUR-RADO	-	-	-	1	-	-	-	-	-	-	-	-	1	-
Hellenic National Council for Combatting Doping	ESKAN	-	-	-	1	-	-	-	-	-	-	-	-	1	-
Egyptian National Anti-doping Organization	EGY-NADO	-	-	-	1	-	-	-	-	-	-	-	-	1	-
San Marino Standing Committee on Anti-Doping	SMR-NADO	-	-	-	1	-	-	-	-	-	-	-	-	1	-
		13298	5	256	9180	5	34	1117	5	13	1796	9	4	25391	

2018 Anti-Doping Testing Figures
Samples Analyzed and Reported by Accredited Laboratories in ADAMS

Table 30: ASOIF Sport - Equestrian Sports

Testing Authority (TA)	ADAMS Code	Urine						Blood						Total Samples	% AAF
		IC			OOC			IC			OOC				
		Samples	ATF	AAF	Samples	ATF	AAF	Samples	ATF	AAF	Samples	ATF	AAF		
International Equestrian Federation	FEI	162	-	2	58	-	-	-	-	-	-	-	-	220	0.9%
Mexican National Anti-Doping Committee	MEX-NADO	-	-	-	70	-	2	-	-	-	-	-	-	70	2.9%
German National Anti-Doping Agency	NADA	22	-	1	39	-	-	2	-	-	3	-	-	66	1.5%
Italian National Anti-Doping Agency	NADO ITALIA	35	-	2	6	-	-	1	-	-	-	-	-	42	4.8%
Korea Anti-Doping Agency	KADA	30	-	-	11	-	-	-	-	-	-	-	-	41	-
National Anti Doping Agency -India	IND-NADO	11	-	1	27	-	-	-	-	-	2	-	-	40	2.5%
Japan Anti-Doping Agency	JADA	12	-	-	27	-	-	-	-	-	-	-	-	39	-
Canadian Centre for Ethics in Sport	CCES	25	-	1	-	-	-	-	-	-	-	-	-	25	4.0%
Portugal Anti-Doping Agency	ADoP	25	-	-	-	-	-	-	-	-	-	-	-	25	-
Netherlands Anti-Doping Authority	ADAN	6	-	-	10	-	-	-	-	-	-	-	-	16	-
NADO Flanders	NADOF	12	-	-	-	-	-	-	-	-	-	-	-	12	-
Sport Ireland	SI	11	-	1	-	-	-	-	-	-	-	-	-	11	9.1%
Hungarian Anti-Doping Agency	HUNADO	8	-	1	1	-	-	-	-	-	-	-	-	9	11.1%
Australian Sports Anti-Doping Authority	ASADA	8	-	-	-	-	-	-	-	-	-	-	-	8	-
China Anti-Doping Agency	CHINADA	-	-	-	7	-	-	-	-	-	1	-	-	8	-
Finnish Center for Integrity in Sports/Finnish Anti-Doping Agency	FINCIS/FINADA	8	-	-	-	-	-	-	-	-	-	-	-	8	-
UK Anti-Doping	UKAD	7	-	-	-	-	-	-	-	-	-	-	-	7	-
National Anti-Doping Agency Austria GmbH	NADA Austria	-	-	-	7	-	-	-	-	-	-	-	-	7	-
US Anti-Doping Agency	USADA	4	-	-	2	-	-	-	-	-	-	-	-	6	-
Antidoping Switzerland	ADCH	5	-	1	1	-	-	-	-	-	-	-	-	6	16.7%
Russian National Anti-Doping Organization	RUSADA	4	-	-	-	-	-	-	-	-	-	-	-	4	-
Central American and Caribbean Sports Organization	OCECABE	4	-	2	-	-	-	-	-	-	-	-	-	4	50.0%
Czech Anti-Doping Committee	CADC	4	-	-	-	-	-	-	-	-	-	-	-	4	-
Hong Kong Anti-Doping Committee	HKG-ADC	-	-	-	3	-	-	-	-	-	1	-	-	4	-
Monaco Anti-Doping Committee	CMA Monaco	-	-	-	2	-	-	-	-	-	1	-	-	3	-
United Arab Emirates National Anti-doping Committee	UAE-NADO	2	-	-	1	-	-	-	-	-	-	-	-	3	-
International Olympic Committee	IOC	2	-	-	1	-	-	-	-	-	-	-	-	3	-
French Anti-Doping Agency	AFLD-NADO	-	-	-	3	-	-	-	-	-	-	-	-	3	-
Romanian National Anti-Doping Agency	ANAD-Romania	1	-	-	2	-	-	-	-	-	-	-	-	3	-
South American Sports Organization	ODESUR	2	-	-	-	-	-	-	-	-	-	-	-	2	-
Bermuda Sport Anti- Doping Authority	BSADA	-	-	-	1	-	-	-	-	-	1	-	-	2	-
Turkish Anti Doping Commission	TADC	2	-	-	-	-	-	-	-	-	-	-	-	2	-
Olympic Council of Asia	OCA	2	-	-	-	-	-	-	-	-	-	-	-	2	-
Doping Control Agency of Thailand	DCAT	-	-	-	2	-	-	-	-	-	-	-	-	2	-
Brunei Darussalam Anti-Doping Committee	BDADC BRUNEI	-	-	-	1	-	-	-	-	-	-	-	-	1	-
Cuban National Anti-Doping Agency	CUB-NADO	-	-	-	1	-	-	-	-	-	-	-	-	1	-
Luxembourg NADO	ALAD	-	-	-	1	-	-	-	-	-	-	-	-	1	-
Swedish Sports Confederation	RF	-	-	-	1	-	-	-	-	-	-	-	-	1	-
		414	-	12	285	-	2	3	-	-	9	-	-	711	

Table 31: ASOIF Sport - Fencing

Testing Authority (TA)	ADAMS Code	Urine						Blood						Total Samples	% AAF
		IC Samples	ATF	AAF	OOB Samples	ATF	AAF	IC Samples	ATF	AAF	OOB Samples	ATF	AAF		
International Fencing Federation	FIE	370	-	-	126	-	-	16	-	-	-	-	-	512	-
China Anti-Doping Agency	CHINADA	48	-	-	54	-	-	4	-	-	5	-	-	111	-
German National Anti-Doping Agency	NADA	16	-	-	62	-	-	8	-	-	5	-	-	91	-
Italian National Anti-Doping Agency	NADO ITALIA	28	-	-	50	-	-	-	-	-	13	-	-	91	-
Japan Anti-Doping Agency	JADA	24	-	-	54	-	-	-	-	-	-	-	-	78	-
Korea Anti-Doping Agency	KADA	38	-	-	32	-	-	-	-	-	-	-	-	70	-
Spain National Anti-Doping Agency	ESP-NADO	35	-	1	11	-	-	1	-	-	1	-	-	48	2.1%
Polish Anti-Doping Agency	POLADA	12	-	-	33	-	-	-	-	-	-	-	-	45	-
Russian National Anti-Doping Organization	RUSADA	22	-	-	21	-	-	-	-	-	-	-	-	43	-
Romanian National Anti-Doping Agency	ANAD-Romania	9	1	-	28	-	-	2	-	-	1	-	-	40	-
Mexican National Anti-Doping Committee	MEX-NADO	-	-	-	36	-	1	-	-	-	-	-	-	36	2.8%
French Anti-Doping Agency	AFLD-NADO	12	-	-	19	-	-	-	-	-	-	-	-	31	-
National Anti Doping Agency -India	IND-NADO	-	-	-	27	-	1	-	-	-	-	-	-	27	3.7%
Cuban National Anti-Doping Agency	CUB-NADO	6	-	-	18	-	-	-	-	-	-	-	-	24	-
Hungarian Anti-Doping Agency	HUNADO	-	-	-	20	-	-	-	-	-	4	-	-	24	-
Australian Sports Anti-Doping Authority	ASADA	8	-	-	13	1	-	-	-	-	2	-	-	23	-
Kazakhstan National Anti-Doping Centre	KAZ-NADO	-	-	-	18	-	-	-	-	-	-	-	-	18	-
Doping Control Agency of Thailand	DCAT	-	-	-	18	-	-	-	-	-	-	-	-	18	-
Canadian Centre for Ethics in Sport	CCES	14	-	-	3	-	-	-	-	-	-	-	-	17	-
Anti-Doping Singapore	ADS	-	-	-	13	-	-	-	-	-	2	-	-	15	-
Hong Kong Anti-Doping Committee	HKG-ADC	-	-	-	13	-	1	-	-	-	2	-	-	15	6.7%
National Anti-Doping Agency Austria GmbH	NADA Austria	6	-	-	7	-	-	-	-	-	1	-	-	14	-
Egyptian National Anti-doping Organization	EGY-NADO	-	-	-	14	-	-	-	-	-	-	-	-	14	-
Central American and Caribbean Sports Organization	ODECABE	13	-	-	-	-	-	-	-	-	-	-	-	13	-
Netherlands Anti-Doping Authority	ADAN	10	-	-	3	-	-	-	-	-	-	-	-	13	-
Turkish Anti Doping Commission	TADC	13	-	-	-	-	-	-	-	-	-	-	-	13	-
South American Sports Organization	ODESUR	12	-	-	-	-	-	-	-	-	-	-	-	12	-
Olympic Council of Asia	OCA	12	-	-	-	-	-	-	-	-	-	-	-	12	-
International Olympic Committee	IOC	7	-	-	3	-	-	-	-	-	-	-	-	10	-
Estonian Anti-Doping Agency	EADA	2	-	-	8	-	-	-	-	-	-	-	-	10	-
Luxembourg NADO	ALAD	8	-	-	2	-	-	-	-	-	-	-	-	10	-
Czech Anti-Doping Committee	CADC	9	-	-	1	-	-	-	-	-	-	-	-	10	-
Italian Ministry of Health Departement	CVD-Italia	9	-	-	-	-	-	-	-	-	-	-	-	9	-
National Anti-doping Center of Ukraine	NADC Ukraine	8	-	-	1	-	-	-	-	-	-	-	-	9	-
International Military Sports Council	CISM	9	-	-	-	-	-	-	-	-	-	-	-	9	-
Anti-Doping Denmark	ADD	-	-	-	9	-	-	-	-	-	-	-	-	9	-
United Arab Emirates National Anti-doping Committee	UAE-NADO	4	-	-	4	-	-	-	-	-	-	-	-	8	-
Hellenic National Council for Combatting Doping	ESKAN	8	-	-	-	-	-	-	-	-	-	-	-	8	-
Chilean National Anti-Doping Commission	CHI-NADO	-	-	-	8	-	-	-	-	-	-	-	-	8	-
Bulgarian Anti-doping Center	BUL-NADO	6	-	-	1	-	-	-	-	-	-	-	-	7	-
CHN-Provincial Sports Bureau in China	CHN-PSB	3	-	-	4	-	-	-	-	-	-	-	-	7	-
Anti-Doping Commission, Chinese Taipei Olympic Committee	CTADA	2	-	-	4	-	-	-	-	-	-	-	-	6	-
French Community of Belgium NADO	BEL-CFWB	6	-	-	-	-	-	-	-	-	-	-	-	6	-
Antidoping Switzerland	ADCH	-	-	-	5	-	-	-	-	-	-	-	-	5	-
Finnish Center for Integrity in Sports/Finnish Anti-Doping Agency	FINCIS/FINADA	4	-	-	-	-	-	1	-	-	-	-	-	5	-
International Committee of Mediterranean Games	ICMG	4	-	-	-	-	-	-	-	-	-	-	-	4	-
Algerian National Anti-Doping Organization	ALG-NADO	4	-	-	-	-	-	-	-	-	-	-	-	4	-
Monaco Anti-Doping Committee	CMA Monaco	3	-	-	-	-	-	1	-	-	-	-	-	4	-
Lembaga Anti-Doping Indonesia	LADI	-	-	-	4	-	-	-	-	-	-	-	-	4	-
Anti-Doping department of State Sports Medicine Centre	LAT-NADO	-	-	-	4	-	-	-	-	-	-	-	-	4	-
Portugal Anti-Doping Agency	ADoP	-	-	-	4	-	-	-	-	-	-	-	-	4	-
US Anti-Doping Agency	USADA	-	-	-	3	-	-	-	-	-	-	-	-	3	-
Peru National Anti-Doping Commission	CONAD PERU	-	-	-	2	-	-	-	-	-	-	-	-	2	-
Georgian Anti-Doping Agency	GEO-NADO	-	-	-	2	-	-	-	-	-	-	-	-	2	-
Argentina National Anti-Doping Agency	ARG-CNAD	-	-	-	2	-	-	-	-	-	-	-	-	2	-
Anti-Doping Agency of Serbia	ADAS	2	-	-	-	-	-	-	-	-	-	-	-	2	-
Vietnam Anti-Doping & Sports Medicine Agency	VADA	-	-	-	2	-	-	-	-	-	-	-	-	2	-
Jordan Anti-doping Organization	JADO	-	-	-	1	-	-	-	-	-	-	-	-	1	-
Saudi Arabian Antidoping Committee	KSA-NADO	-	-	-	1	-	-	-	-	-	-	-	-	1	-
Caribbean RADO	CAR-RADO	-	-	-	1	-	-	-	-	-	-	-	-	1	-
Central American RADO	RADO-CAM	-	-	-	1	-	-	-	-	-	-	-	-	1	-
South American RADO	RADO-SAM	-	-	-	1	-	-	-	-	-	-	-	-	1	-
Total		806	1	1	771	1	3	33	-	-	36	-	-	1646	

Table 32: ASOIF Sport - Field Hockey

Testing Authority (TA)	ADAMS Code	Urine						Blood						Total Samples	% AAF
		IC			OOC			IC			OOC				
		Samples	ATF	AAF	Samples	ATF	AAF	Samples	ATF	AAF	Samples	ATF	AAF		
German National Anti-Doping Agency	NADA	77	-	-	128	-	-	-	-	-	9	-	-	214	-
International Hockey Federation	FIH	122	-	9	62	-	-	22	-	-	-	-	-	206	4.4%
National Anti Doping Agency -India	IND-NADO	25	-	1	117	-	1	-	-	-	14	-	-	156	1.3%
Mexican National Anti-Doping Committee	MEX-NADO	-	-	-	138	-	4	-	-	-	-	-	-	138	2.9%
Japan Anti-Doping Agency	JADA	73	-	-	61	-	-	-	-	-	-	-	-	134	-
Australian Sports Anti-Doping Authority	ASADA	13	-	1	46	-	-	-	-	-	9	-	-	68	1.5%
China Anti-Doping Agency	CHINADA	18	-	-	35	-	-	2	-	-	4	-	-	59	-
Common Community Commission (Brussels)	COCOM	24	-	-	24	-	-	4	-	-	3	-	-	55	-
Drug Free Sport New Zealand	DFSNZ	32	-	-	21	-	-	-	-	-	-	-	-	53	-
UK Anti-Doping	UKAD	-	-	-	46	-	-	-	-	-	6	-	-	52	-
Korea Anti-Doping Agency	KADA	40	-	-	9	-	-	-	-	-	2	-	-	51	-
National Anti-doping Center of Ukraine	NADC Ukraine	24	-	1	24	1	-	-	-	-	-	-	-	48	2.1%
Anti-Doping Agency of Malaysia	ADAMAS	11	-	-	36	-	-	-	-	-	-	-	-	47	-
Netherlands Anti-Doping Authority	ADAN	37	-	-	7	-	-	-	-	-	-	-	-	44	-
Doping Control Agency of Thailand	DCAT	-	-	-	43	-	-	-	-	-	-	-	-	43	-
NADO Flanders	NADOF	42	-	-	-	-	-	-	-	-	-	-	-	42	-
Anti-Doping Agency of Kenya	ADAK	14	-	-	24	-	-	-	-	-	-	-	-	38	-
Cuban National Anti-Doping Agency	CUB-NADO	-	-	-	36	-	-	-	-	-	-	-	-	36	-
French Community of Belgium NADO	BEL-CFWB	32	-	-	-	-	-	2	-	-	1	-	-	35	-
Polish Anti-Doping Agency	POLADA	12	-	-	16	-	-	-	-	-	6	-	-	34	-
Kazakhstan National Anti-Doping Centre	KAZ-NADO	-	-	-	34	-	-	-	-	-	-	-	-	34	-
Olympic Council of Asia	OCA	22	-	-	6	-	-	-	-	-	1	-	-	29	-
US Anti-Doping Agency	USADA	-	-	-	25	-	-	-	-	-	2	-	-	27	-
Italian National Anti-Doping Agency	NADO ITALIA	12	-	-	9	-	-	4	-	-	-	-	-	25	-
Portugal Anti-Doping Agency	ADoP	21	-	-	-	-	-	-	-	-	-	-	-	21	-
CHN-National Federations in China	CHN-NF	-	-	-	18	-	-	-	-	-	2	-	-	20	-
International Olympic Committee	IOC	2	-	-	17	-	-	1	-	-	-	-	-	20	-
Russian National Anti-Doping Organization	RUSADA	12	-	-	5	-	-	-	-	-	-	-	-	17	-
Commonwealth Games Federation	CGF	12	-	-	3	-	-	-	-	-	2	-	-	17	-
Spain National Anti-Doping Agency	ESP-NADO	16	-	-	-	-	-	-	-	-	-	-	-	16	-
Canadian Centre for Ethics in Sport	CCES	4	-	-	8	-	-	-	-	-	1	-	-	13	-
South African Institute for Drug-Free Sport	SAIDS	10	-	-	-	-	-	-	-	-	-	-	-	10	-
Central American and Caribbean Sports Organization	ODECABE	8	-	-	-	-	-	1	-	-	-	-	-	9	-
Argentina National Anti-Doping Agency	ARG-CNAD	-	-	-	8	-	-	-	-	-	-	-	-	8	-
Czech Anti-Doping Committee	CADC	8	-	-	-	-	-	-	-	-	-	-	-	8	-
South American Sports Organization	ODESUR	8	-	-	-	-	-	-	-	-	-	-	-	8	-
Sport Ireland	SI	-	-	-	7	-	-	-	-	-	-	-	-	7	-
Anti-Doping Denmark	ADD	7	-	1	-	-	-	-	-	-	-	-	-	7	14.3%
CHN-Provincial Sports Bureau in China	CHN-PSB	1	-	-	5	-	-	-	-	-	-	-	-	6	-
Anti-Doping Commission, Chinese Taipei Olympic Committee	CTADA	-	-	-	6	-	-	-	-	-	-	-	-	6	-
Algerian National Anti-Doping Organization	ALG-NADO	4	-	-	-	-	-	-	-	-	-	-	-	4	-
National Anti-Doping Agency Austria GmbH	NADA Austria	-	-	-	4	-	-	-	-	-	-	-	-	4	-
Turkish Anti Doping Commission	TADC	4	-	-	-	-	-	-	-	-	-	-	-	4	-
Hong Kong Anti-Doping Committee	HKG-ADC	-	-	-	4	-	-	-	-	-	-	-	-	4	-
Uruguay Anti-Doping	URU-NADO	-	-	-	2	-	-	-	-	-	-	-	-	2	-
Anti-Doping Agency of Serbia	ADAS	2	-	-	-	-	-	-	-	-	-	-	-	2	-
Chilean National Anti-Doping Commission	CHI-NADO	2	-	-	-	-	-	-	-	-	-	-	-	2	-
South Asia RADO	S-ASIA-RADO	-	-	-	2	-	-	-	-	-	-	-	-	2	-
Oceania RADO	O-RADO	-	-	-	1	-	-	-	-	-	-	-	-	1	-
Caribbean RADO	CAR-RADO	-	-	-	1	-	-	-	-	-	-	-	-	1	-
		751	-	13	1038	1	5	36	-	-	62	-	-	1887	

Table 33: ASOIF Sport - Football

Testing Authority (TA)	ADAMS Code	Urine						Blood						Total Samples	% AAF
		IC Samples	ATF	AAF	OOB Samples	ATF	AAF	IC Samples	ATF	AAF	OOB Samples	ATF	AAF		
Braslian Authority on Anti-Doping Control	ABCD	5527	-	12	178	1	-	-	-	-	49	-	-	5754	0.2%
UK Anti-Doping	UKAD	1541	-	5	3026	3	14	12	-	-	722	-	-	5301	0.4%
Italian National Anti-Doping Agency	NADO ITALIA	2223	-	7	371	-	-	96	-	-	240	-	-	2930	0.2%
Union of European Football Associations	UEFA	1969	-	2	432	-	-	246	-	-	220	-	-	2867	0.1%
International Federation of Football Associations	FIFA	618	-	1	923	4	-	324	-	-	920	-	-	2785	0.0%
German National Anti-Doping Agency	NADA	1274	-	4	528	-	-	151	-	-	84	-	-	2037	0.2%
South American Football Confederation	CONMEBOL	1475	1	7	307	-	-	-	-	-	37	-	-	1819	0.4%
Turkish Anti Doping Commission	TADC	459	-	1	397	-	1	-	-	-	54	-	-	910	0.2%
Argentina National Anti-Doping Agency	ARG-CNAD	800	-	1	18	-	-	-	-	-	-	-	-	818	0.1%
Portugal Anti-Doping Agency	ADoP	457	-	-	298	-	-	-	-	-	-	-	-	755	-
Spain National Anti-Doping Agency	ESP-NADO	347	-	1	286	-	1	1	-	-	72	-	-	706	0.3%
French Anti-Doping Agency	AFLD-NADO	125	-	-	534	3	-	-	-	-	2	-	-	661	-
Japan Anti-Doping Agency	JADA	519	-	-	106	-	-	-	-	-	-	-	-	625	-
Equatorian Football Federation	FEF	547	2	1	-	-	-	-	-	-	-	-	-	547	0.2%
Mexican Football Federation	MEX-FO	505	-	9	25	-	1	-	-	-	-	-	-	530	1.9%
Asian Football Confederation	AFC	433	-	5	84	-	-	-	-	-	-	-	-	517	1.0%
Saudi Arabian Antidoping Committee	KSA-NADO	417	1	4	51	-	-	-	-	-	-	-	-	468	0.9%
Anti-Doping Paraguay	PAR-NADO	426	-	-	8	-	-	-	-	-	-	-	-	434	-
Chilean National Anti-Doping Commission	CHI-NADO	416	-	3	-	-	-	-	-	-	-	-	-	416	0.7%
Swedish Sports Confederation	RF	186	-	3	207	-	1	8	-	-	15	-	-	416	1.0%
Peru National Anti-Doping Commission	CONAD PERU	328	-	-	-	-	-	-	-	-	-	-	-	328	-
Korea Anti-Doping Agency	KADA	257	-	-	50	-	-	13	-	-	2	-	-	322	-
African Football Confederation	CAF	317	-	3	-	-	-	-	-	-	-	-	-	317	0.9%
Polish Anti-Doping Agency	POLADA	135	-	-	88	-	-	-	-	-	70	-	-	293	-
Australian Sports Anti-Doping Authority	ASADA	80	-	-	174	-	-	-	-	-	19	-	-	273	-
Hellenic National Council for Combatting Doping	ESKAN	265	-	3	-	-	-	-	-	-	-	-	-	265	1.1%
Netherlands Anti-Doping Authority	ADAN	180	-	1	69	-	-	-	-	-	-	-	-	249	0.4%
National Anti-doping Center of Ukraine	NADC Ukraine	64	-	-	183	-	2	-	-	-	-	-	-	247	0.8%
Anti-Doping Norway	ADNO	157	-	2	68	-	-	4	-	-	11	-	-	240	0.8%
National Anti-Doping Agency Austria GmbH	NADA Austria	20	-	-	130	-	-	12	-	-	70	-	-	232	-
Bolivian Football Federacion	BOL-FB	232	-	-	-	-	-	-	-	-	-	-	-	232	-
United Arab Emirates National Anti-doping Committee	UAE-NADO	208	1	1	19	-	-	-	-	-	-	-	-	227	0.4%
NADO Flanders	NADOF	96	-	1	125	-	-	-	-	-	-	-	-	221	0.5%
Russian National Anti-Doping Organization	RUSADA	63	-	1	155	-	-	-	-	-	-	-	-	218	0.5%
I.R Iran National Anti-Doping Organization	IRI-NADO	183	-	3	12	-	-	-	-	-	-	-	-	195	1.5%
Antidoping Switzerland	ADCH	112	-	-	64	-	-	8	-	-	7	-	-	191	-
Finnish Center for Integrity in Sports/Finnish Anti-Doping Agency	FINCIS/FINADA	64	-	-	93	-	-	4	-	-	12	-	-	173	-
Azerbaijan National Anti-Doping Agency	AMADA	46	-	-	78	-	-	-	-	-	20	-	-	144	-
Anti-Doping Denmark	ADD	46	-	-	86	-	-	-	-	-	3	-	-	135	-
Malta Football Association	MLT-FOO	128	-	3	-	-	-	-	-	-	-	-	-	128	2.3%
French Community of Belgium NADO	BEL-CFWB	54	-	-	59	-	-	6	-	-	5	-	-	124	-
Slovenian Antidoping Organization	SLOADO	101	-	1	13	-	-	-	-	-	-	-	-	114	0.9%
Mexican National Anti-Doping Committee	MEX-NADO	-	-	-	95	-	-	-	-	-	10	-	-	105	-
National Anti Doping Agency -India	IND-NADO	50	-	-	43	-	-	2	-	-	4	-	-	99	-
Olympic Council of Asia	OCA	78	-	-	18	-	-	-	-	-	-	-	-	96	-
Anti-Doping Agency of Kenya	ADAK	32	-	-	61	-	-	-	-	-	-	-	-	93	-
Doping Control Agency of Thailand	DCAT	-	-	-	89	-	-	-	-	-	-	-	-	89	-
CHN-National Federations in China	CHN-NF	-	-	-	75	-	-	-	-	-	7	-	-	82	-
Bulgarian Anti-doping Center	BUL-NADO	44	-	1	30	-	-	4	-	-	3	-	-	81	1.2%
China Anti-Doping Agency	CHINADA	12	-	-	59	-	-	2	-	-	6	-	-	79	-
Czech Anti-Doping Committee	CADC	60	-	-	12	-	-	-	-	-	4	-	-	76	-
Croatian Institute of Public Health	CIPH	39	-	-	22	-	-	2	-	-	6	-	-	69	-
Italian Ministry of Health Departement	CVD-Italia	68	-	1	-	-	-	-	-	-	-	-	-	68	1.5%
Cyprus Anti-Doping Authority	CYADA	62	-	2	-	-	-	-	-	-	-	-	-	62	3.2%
Algerian Football Federation	ALG-FOO	60	1	1	1	-	-	-	-	-	-	-	-	61	1.6%
Common Community Commission (Brussels)	COCOM	30	-	-	24	-	-	-	-	-	6	-	-	60	-
Israel Football Association	ISR-FB	60	-	-	-	-	-	-	-	-	-	-	-	60	-
South African Institute for Drug-Free Sport	SAIDS	59	-	-	-	-	-	-	-	-	-	-	-	59	-
Drug Free Sport New Zealand	DFSNZ	42	-	1	15	-	-	-	-	-	-	-	-	57	1.8%
Guatemala NADO	GUA-OAD	52	-	4	-	-	-	-	-	-	-	-	-	52	7.7%
CHN-Provincial Sports Bureau in China	CHN-PSB	49	-	-	1	-	-	-	-	-	-	-	-	50	-
Qatar Antidoping Commission	QADC	47	-	-	1	-	-	-	-	-	-	-	-	48	-
Sport Ireland	SI	26	-	-	19	-	-	-	-	-	-	-	-	45	-
Agency for Anti-Doping Control of Bosnia and Herzegovina	BIH-NADO	24	-	-	17	-	-	-	-	-	4	-	-	45	-
Colombian NADO	COL-NADO	25	-	1	16	-	-	2	-	-	2	-	-	45	2.2%
Central American and Caribbean Sports Organization	OCECABE	43	-	-	-	-	-	2	-	-	-	-	-	45	-
US Anti-Doping Agency	USADA	-	-	-	39	-	2	-	-	-	4	-	-	43	4.7%
Hungarian Anti-Doping Agency	HUNADO	38	-	-	2	-	-	-	-	-	-	-	-	40	-
NADO-DG Eupen - Belgium	NADO-DG Eupen	18	-	-	18	-	-	3	-	-	1	-	-	40	-

Table 33: ASOIF Sport - Football - continued

Testing Authority (TA)	ADAMS Code	Urine						Blood						Total Samples	% AAF
		IC			OOC			IC			OOC				
		Samples	ATF	AAF	Samples	ATF	AAF	Samples	ATF	AAF	Samples	ATF	AAF		
National Olympic and Sports Association of Iceland	ISL-NADO	8	-	-	26	1	-	-	-	-	2	-	-	36	-
Canadian Centre for Ethics in Sport	CCES	8	-	-	24	-	-	-	-	-	4	-	-	36	-
Anti-Doping Agency of Serbia	ADAS	28	-	-	-	-	-	-	-	-	3	-	-	31	-
Uruguay Anti-Doping	URU-NADO	24	-	-	6	-	-	-	-	-	-	-	-	30	-
Central American RADO	RADO-CAM	-	-	-	26	-	1	-	-	-	-	-	-	26	3.8%
Hong Kong Football Association Limited	HKG-FB	24	-	-	-	-	-	-	-	-	-	-	-	24	-
Costa Rica Football Federation	CRC-FOO	24	-	1	-	-	-	-	-	-	-	-	-	24	4.2%
Anti-Doping department of State Sports Medicine Centre	LAT-NADO	20	-	-	-	-	-	2	-	-	-	-	-	22	-
Egyptian National Anti-doping Organization	EGY-NADO	17	-	-	5	-	-	-	-	-	-	-	-	22	-
Jamaica Anti-Doping Commission	JADCO	7	-	-	11	-	-	-	-	-	2	-	-	20	-
Cuban National Anti-Doping Agency	CUB-NADO	10	-	-	10	-	-	-	-	-	-	-	-	20	-
Brunei Darussalam Anti-Doping Committee	BDADC BRUNEI	20	-	-	-	-	-	-	-	-	-	-	-	20	-
Romanian National Anti-Doping Agency	ANAD-Romania	4	-	-	14	-	-	-	-	-	-	-	-	18	-
South American Sports Organization	ODESUR	18	-	-	-	-	-	-	-	-	-	-	-	18	-
San Marino Standing Committee on Anti-Doping	SMR-NADO	18	-	-	-	-	-	-	-	-	-	-	-	18	-
International Olympic Committee	IOC	4	-	-	13	-	-	-	-	-	-	-	-	17	-
Peru Football Federation	FPF	16	-	-	-	-	-	-	-	-	-	-	-	16	-
National Anti-Doping Agency of Tunisia	ANAD	-	-	-	16	-	-	-	-	-	-	-	-	16	-
Ethiopian Anti doping Organization	ETH-NADO	14	-	-	-	-	-	-	-	-	-	-	-	14	-
Anti-Doping Commission, Chinese Taipei Olympic Committee	CTADA	4	-	-	10	-	-	-	-	-	-	-	-	14	-
Malaysian Football Association	MAS-FB	14	-	-	-	-	-	-	-	-	-	-	-	14	-
Anti-Doping Agency of Malaysia	ADAMAS	8	-	-	5	-	-	-	-	-	-	-	-	13	-
Africa Zone VI RADO	AFR-RADO-VI	13	-	-	-	-	-	-	-	-	-	-	-	13	-
Estonian Anti-Doping Agency	EADA	8	-	-	4	-	-	-	-	-	-	-	-	12	-
Württemberg Football Association	GER-WurtFoot	12	-	-	-	-	-	-	-	-	-	-	-	12	-
International Committee of Sports for the Deaf	ICSD / CISS	11	-	-	-	-	-	-	-	-	-	-	-	11	-
Oceania RADO	O-RADO	-	-	-	10	-	-	-	-	-	-	-	-	10	-
Luxembourg NADO	ALAD	8	-	-	1	-	-	-	-	-	-	-	-	9	-
Lembaga Anti-Doping Indonesia	LADI	-	-	-	9	-	-	-	-	-	-	-	-	9	-
Slovak Anti-Doping Agency	SADA	8	-	-	-	-	-	1	-	-	-	-	-	9	-
European Police Sport Union	USPE	8	-	1	-	-	-	-	-	-	-	-	-	8	12.5%
Anti-Doping Commission of Malta	MLT-NADO	6	-	-	2	-	-	-	-	-	-	-	-	8	-
International Committee of Mediterranean Games	ICMG	8	-	-	-	-	-	-	-	-	-	-	-	8	-
Thailand University Sport Board	THA-UNI	8	-	1	-	-	-	-	-	-	-	-	-	8	12.5%
Estonian Football Association	EST - FB	8	-	1	-	-	-	-	-	-	-	-	-	8	12.5%
Sri Lanka Anti Doping Agency	SRI-NADO	-	-	-	7	-	-	-	-	-	-	-	-	7	-
Eastern Europe RADO	E-EUR-RADO	-	-	-	6	-	1	-	-	-	-	-	-	6	16.7%
South American RADO	RADO-SAM	-	-	-	5	-	-	-	-	-	-	-	-	5	-
Gulf States and Yemen RADO	GSY-RADO	-	-	-	5	-	1	-	-	-	-	-	-	5	20.0%
Jordan Anti-doping Organization	JADO	-	-	-	5	-	-	-	-	-	-	-	-	5	-
Hong Kong Anti-Doping Committee	HKG-ADC	-	-	-	5	-	-	-	-	-	-	-	-	5	-
Africa Zone I RADO	AFR-RADO-I	-	-	-	4	-	-	-	-	-	-	-	-	4	-
Lithuanian Anti-Doping Agency	LTU-NADO	4	-	-	-	-	-	-	-	-	-	-	-	4	-
Nigerian National Anti-Doping Committee	NGR-NADO	4	-	-	-	-	-	-	-	-	-	-	-	4	-
International Military Sports Council	CISM	4	-	-	-	-	-	-	-	-	-	-	-	4	-
Africa Zone IV RADO	AFR-RADO-IV	4	-	-	-	-	-	-	-	-	-	-	-	4	-
Monaco Anti-Doping Committee	CMA Monaco	-	-	-	3	-	-	-	-	-	1	-	-	4	-
Africa Zone II & III RADO	AFR-RADO-II-III	-	-	-	4	-	-	-	-	-	-	-	-	4	-
National Anti-Doping Commission of Macedonia	MKD-NADO	4	-	-	-	-	-	-	-	-	-	-	-	4	-
West Asia RADO	W-ASIA-RADO	-	-	-	4	-	-	-	-	-	-	-	-	4	-
Georgian Anti-Doping Agency	GEO-NADO	4	-	-	-	-	-	-	-	-	-	-	-	4	-
South Asia RADO	S-ASIA-RADO	-	-	-	3	-	-	-	-	-	-	-	-	3	-
German Police Sports Board of Trustees	DPSK	-	-	-	3	-	-	-	-	-	-	-	-	3	-
German Youth Force Sports Association	GER-DJK	2	-	-	-	-	-	-	-	-	-	-	-	2	-
Andorra National Anti-Doping Commission	AGAD	-	-	-	2	-	-	-	-	-	-	-	-	2	-
European Deaf Sport Organization	EDSO	1	-	-	-	-	-	-	-	-	-	-	-	1	-
Indian Ocean RADO	IND-OCE-RADO	-	-	-	1	-	-	-	-	-	-	-	-	1	-
Caribbean RADO	CAR-RADO	-	-	-	1	-	-	-	-	-	-	-	-	1	-
		24833	6	100	10152	12	25	905	-	-	2703	-	-	38593	

2018 Anti-Doping Testing Figures
Samples Analyzed and Reported by Accredited Laboratories in ADAMS

Table 34: ASOIF Sport - Golf

Testing Authority (TA)	ADAMS Code	Urine						Blood						Total Samples	% AAF
		IC			OOC			IC			OOC				
		Samples	ATF	AAF	Samples	ATF	AAF	Samples	ATF	AAF	Samples	ATF	AAF		
Japan Anti-Doping Agency	JADA	25	-	-	16	-	-	-	-	-	-	-	-	41	-
Korea Anti-Doping Agency	KADA	32	-	-	7	-	-	-	-	-	-	-	-	39	-
International Golf Federation	IGF	27	-	-	11	-	-	-	-	-	-	-	-	38	-
Portugal Anti-Doping Agency	ADoP	34	-	-	-	-	-	-	-	-	-	-	-	34	-
Spain National Anti-Doping Agency	ESP-NADO	27	-	-	-	-	-	6	-	-	-	-	-	33	-
German National Anti-Doping Agency	NADA	23	-	-	4	-	-	2	-	-	1	-	-	30	-
China Anti-Doping Agency	CHINADA	10	-	-	12	-	-	-	-	-	3	-	-	25	-
National Anti Doping Agency -India	IND-NADO	14	-	2	7	-	-	-	-	-	-	-	-	21	9.5%
Doping Control Agency of Thailand	DCAT	-	-	-	19	-	-	-	-	-	-	-	-	19	-
Australian Sports Anti-Doping Authority	ASADA	14	-	-	2	-	-	2	-	-	-	-	-	18	-
Italian National Anti-Doping Agency	NADO ITALIA	14	-	-	-	-	-	1	-	-	-	-	-	15	-
French Anti-Doping Agency	AFLD-NADO	-	-	-	11	-	-	-	-	-	1	-	-	12	-
NADO Flanders	NADOF	11	-	-	-	-	-	-	-	-	-	-	-	11	-
Swedish Sports Confederation	RF	4	-	-	6	-	-	-	-	-	-	-	-	10	-
Japan Golf Association	JPN-GO	10	-	-	-	-	-	-	-	-	-	-	-	10	-
International Olympic Committee	IOC	5	-	-	3	-	-	-	-	-	-	-	-	8	-
Finnish Center for Integrity in Sports/Finnish Anti-Doping Agency	FINCIS/FINADA	5	-	-	2	-	-	-	-	-	1	-	-	8	-
Ladies Professional Golfers' Association of Japan	JPN-LPGA	8	-	-	-	-	-	-	-	-	-	-	-	8	-
Sport Ireland	SI	7	-	-	-	-	-	-	-	-	-	-	-	7	-
Anti-Doping Denmark	ADD	6	-	-	-	-	-	1	-	-	-	-	-	7	-
Canadian Centre for Ethics in Sport	CCES	5	-	-	2	-	-	-	-	-	-	-	-	7	-
Hungarian Anti-Doping Agency	HUNADO	6	-	1	-	-	-	-	-	-	-	-	-	6	16.7%
Mexican National Anti-Doping Committee	MEX-NADO	-	-	-	5	-	-	-	-	-	-	-	-	5	-
Turkish Anti Doping Commission	TADC	4	-	-	-	-	-	-	-	-	-	-	-	4	-
Czech Anti-Doping Committee	CADC	4	-	-	-	-	-	-	-	-	-	-	-	4	-
Anti-Doping Norway	ADNO	-	-	-	3	-	-	-	-	-	1	-	-	4	-
Olympic Council of Asia	OCA	4	-	-	-	-	-	-	-	-	-	-	-	4	-
Professional Golf Tour of India	IND-PGTI	3	-	1	-	-	-	-	-	-	-	-	-	3	33.3%
South African Institute for Drug-Free Sport	SAIDS	3	-	-	-	-	-	-	-	-	-	-	-	3	-
Central American and Caribbean Sports Organization	OCECABE	3	-	-	-	-	-	-	-	-	-	-	-	3	-
Netherlands Anti-Doping Authority	ADAN	-	-	-	2	-	-	-	-	-	-	-	-	2	-
International Committee of Mediterranean Games	ICMG	2	-	-	-	-	-	-	-	-	-	-	-	2	-
United Arab Emirates National Anti-doping Committee	UAE-NADO	-	-	-	2	-	-	-	-	-	-	-	-	2	-
Anti-Doping Agency of Serbia	ADAS	2	-	-	-	-	-	-	-	-	-	-	-	2	-
Russian National Anti-Doping Organization	RUSADA	2	-	1	-	-	-	-	-	-	-	-	-	2	50.0%
South American Sports Organization	ODESUR	2	-	-	-	-	-	-	-	-	-	-	-	2	-
Brunei Darussalam Anti-Doping Committee	BDADC BRUNEI	-	-	-	2	-	-	-	-	-	-	-	-	2	-
International University Sport Federation	FISU	1	-	-	-	-	-	-	-	-	-	-	-	1	-
		317	-	5	116	-	-	12	-	-	7	-	-	452	

Table 35: ASOIF Sport - Gymnastics

Testing Authority (TA)	ADAMS Code	Urine						Blood						Total Samples	% AAF
		IC Samples	ATF	AAF	OOB Samples	ATF	AAF	IC Samples	ATF	AAF	OOB Samples	ATF	AAF		
International Gymnastics Federation	FIG	384	-	-	97	-	-	22	-	-	21	-	-	524	-
German National Anti-Doping Agency	NADA	18	-	-	167	-	-	6	-	-	18	-	-	209	-
US Anti-Doping Agency	USADA	37	-	2	127	1	1	-	-	-	10	-	-	174	1.7%
Japan Anti-Doping Agency	JADA	32	-	-	104	-	-	-	-	-	4	-	-	140	-
Russian National Anti-Doping Organization	RUSADA	22	-	1	74	-	-	-	-	-	5	-	-	101	1.0%
China Anti-Doping Agency	CHINADA	27	-	-	61	-	-	-	-	-	11	-	-	99	-
Italian National Anti-Doping Agency	NADO ITALIA	45	-	-	39	-	-	6	-	-	6	-	-	96	-
CHN-National Federations in China	CHN-NF	-	-	-	80	-	-	-	-	-	6	-	-	86	-
Korea Anti-Doping Agency	KADA	45	-	-	28	-	-	-	-	-	-	-	-	73	-
Netherlands Anti-Doping Authority	ADAN	24	-	-	48	-	-	-	-	-	-	-	-	72	-
Antidoping Switzerland	ADCH	10	-	-	58	-	-	-	-	-	-	-	-	68	-
French Anti-Doping Agency	AFLD-NADO	30	-	-	34	-	-	-	-	-	-	-	-	64	-
Australian Sports Anti-Doping Authority	ASADA	26	-	-	27	-	-	-	-	-	6	-	-	59	-
UK Anti-Doping	UKAD	5	-	-	46	-	-	1	-	-	5	-	-	57	-
National Anti-doping Center of Ukraine	NADC Ukraine	8	-	-	42	-	1	-	-	-	-	-	-	50	2.0%
Kazakhstan National Anti-Doping Centre	KAZ-NADO	-	-	-	48	-	-	-	-	-	-	-	-	48	-
Belarus National Anti-Doping Agency	BNADA	15	-	-	20	-	-	-	-	-	8	-	-	43	-
Braslian Authority on Anti-Doping Control	ABCD	7	-	1	29	-	-	-	-	-	7	-	-	43	2.3%
Finnish Center for Integrity in Sports/Finnish Anti-Doping Agency	FINCIS/FINADA	15	-	-	21	-	-	1	-	-	4	-	-	41	-
Portugal Anti-Doping Agency	ADoP	26	-	1	12	-	-	-	-	-	3	-	-	41	2.4%
Mexican National Anti-Doping Committee	MEX-NADO	-	-	-	37	-	-	-	-	-	-	-	-	37	-
Spain National Anti-Doping Agency	ESP-NADO	34	-	-	-	-	-	3	-	-	-	-	-	37	-
Romanian National Anti-Doping Agency	ANAD-Romania	3	-	-	27	-	-	-	-	-	4	-	-	34	-
Hungarian Anti-Doping Agency	HUNADO	18	-	-	13	-	-	-	-	-	1	-	-	32	-
Canadian Centre for Ethics in Sport	CCEES	25	-	-	2	-	-	4	-	-	-	-	-	31	-
International Olympic Committee	IOC	17	-	-	11	-	-	-	-	-	3	-	-	31	-
Anti-Doping Agency of Malaysia	ADAMAS	8	-	-	21	-	-	-	-	-	-	-	-	29	-
National Anti Doping Agency -India	IND-NADO	5	-	1	16	-	-	-	-	-	4	-	-	25	4.0%
Cuban National Anti-Doping Agency	CUB-NADO	4	-	-	19	-	-	-	-	-	-	-	-	23	-
Commonwealth Games Federation	CGF	20	-	1	-	-	-	2	-	-	-	-	-	22	4.5%
Croatian Institute of Public Health	CIPH	6	-	-	12	-	-	-	-	-	3	-	-	21	-
Polish Anti-Doping Agency	POLADA	20	-	-	-	-	-	-	-	-	-	-	-	20	-
Bulgarian Anti-doping Center	BUL-NADO	6	-	-	11	-	-	-	-	-	-	-	-	17	-
Olympic Council of Asia	OCA	16	-	-	-	-	-	-	-	-	-	-	-	16	-
Central American and Caribbean Sports Organization	OCECABE	14	-	-	-	-	-	1	-	-	-	-	-	15	-
European Gymnastics Union	UEG	15	-	-	-	-	-	-	-	-	-	-	-	15	-
Czech Anti-Doping Committee	CADC	12	-	-	3	-	-	-	-	-	-	-	-	15	-
Anti-Doping Norway	ADNO	-	-	-	13	-	-	-	-	-	1	-	-	14	-
Doping Control Agency of Thailand	DCAT	2	-	-	11	-	-	-	-	-	-	-	-	13	-
Argentina National Anti-Doping Agency	ARG-CNAD	12	-	-	-	-	-	-	-	-	-	-	-	12	-
Anti-Doping Singapore	ADS	-	-	-	9	-	-	-	-	-	2	-	-	11	-
Azerbaijan National Anti-Doping Agency	AMADA	7	-	-	3	-	-	-	-	-	1	-	-	11	-
Peru National Anti-Doping Commission	CONAD PERU	10	-	-	-	-	-	-	-	-	-	-	-	10	-
Sport Ireland	SI	4	-	-	5	-	-	-	-	-	1	-	-	10	-
Central American RADO	RADO-CAM	-	-	-	9	-	-	-	-	-	-	-	-	9	-
Anti-Doping Commission, Chinese Taipei Olympic Committee	CTADA	2	-	-	7	-	-	-	-	-	-	-	-	9	-
Saudi Arabian Antidoping Committee	KSA-NADO	8	-	-	-	-	-	-	-	-	-	-	-	8	-
Monaco Anti-Doping Committee	CMA Monaco	4	-	-	3	-	-	-	-	-	1	-	-	8	-
Turkish Anti Doping Commission	TADC	5	-	-	2	-	-	-	-	-	-	-	-	7	-
Africa Zone VI RADO	AFR-RADO-VI	6	-	-	-	-	-	-	-	-	-	-	-	6	-
French Community of Belgium NADO	BEL-CFWB	6	-	-	-	-	-	-	-	-	-	-	-	6	-
Drug Free Sport New Zealand	DFSNZ	-	-	-	6	-	-	-	-	-	-	-	-	6	-
CHN-Provincial Sports Bureau in China	CHN-PSB	5	-	-	1	-	-	-	-	-	-	-	-	6	-
Hellenic National Council for Combatting Doping	ESKAN	-	-	-	6	-	-	-	-	-	-	-	-	6	-
Vietnam Anti-Doping & Sports Medicine Agency	VADA	-	-	-	6	-	-	-	-	-	-	-	-	6	-
NADO Flanders	NADOF	6	-	-	-	-	-	-	-	-	-	-	-	6	-
International Committee of Mediterranean Games	ICMG	6	-	-	-	-	-	-	-	-	-	-	-	6	-
South American Sports Organization	ODESUR	5	-	-	-	-	-	-	-	-	-	-	-	5	-
Chilean National Anti-Doping Commission	CHI-NADO	-	-	-	5	-	-	-	-	-	-	-	-	5	-
Anti-Doping department of State Sports Medicine Centre	LAT-NADO	4	-	-	-	-	-	1	-	-	-	-	-	5	-
Hong Kong Anti-Doping Committee	HKG-ADC	-	-	-	5	-	-	-	-	-	-	-	-	5	-
South American RADO	RADO-SAM	4	-	-	-	-	-	-	-	-	-	-	-	4	-
National Anti-Doping Agency Austria GmbH	NADA Austria	-	-	-	4	-	-	-	-	-	-	-	-	4	-
Cyprus Anti-Doping Authority	CYADA	4	-	-	-	-	-	-	-	-	-	-	-	4	-
Anti-Doping Agency of Serbia	ADAS	4	-	-	-	-	-	-	-	-	-	-	-	4	-
Georgian Anti-Doping Agency	GEO-NADO	-	-	-	3	-	-	-	-	-	-	-	-	3	-
Mongolian National Anti-Doping Organization	MGL-NADO	3	-	-	-	-	-	-	-	-	-	-	-	3	-
Israeli NADO	ISR-NADO	-	-	-	2	-	-	-	-	-	-	-	-	2	-
Egyptian National Anti-doping Organization	EGY-NADO	-	-	-	2	-	-	-	-	-	-	-	-	2	-

2018 Anti-Doping Testing Figures
Samples Analyzed and Reported by Accredited Laboratories in ADAMS

Table 35: ASOIF Sport - Gymnastics - continued

Testing Authority (TA)	ADAMS Code	Urine						Blood						Total Samples	% AAF
		IC			OOC			IC			OOC				
		Samples	ATF	AAF	Samples	ATF	AAF	Samples	ATF	AAF	Samples	ATF	AAF		
Eastern Europe RADO	E-EUR-RADO	-	-	-	2	-	-	-	-	-	-	-	-	2	-
Swedish Sports Confederation	RF	-	-	-	2	-	-	-	-	-	-	-	-	2	-
West Asia RADO	W-ASIA-RADO	-	-	-	2	-	-	-	-	-	-	-	-	2	-
Anti-Doping Denmark	ADD	2	-	-	-	-	-	-	-	-	-	-	-	2	-
Armenian National Anti-Doping Organization	ARM-NADO	-	-	-	2	-	-	-	-	-	-	-	-	2	-
South East Asia RADO	SE-ASIA-RADO	-	-	-	1	-	-	-	-	-	-	-	-	1	-
Jordan Anti-doping Organization	JADO	-	-	-	1	-	-	-	-	-	-	-	-	1	-
Lithuanian Anti-Doping Agency	LTU-NADO	-	-	-	1	-	-	-	-	-	-	-	-	1	-
		1108	-	7	1447	1	2	47	-	-	135	-	-	2737	

Table 36: ASOIF Sport - Handball

Testing Authority (TA)	ADAMS Code	Urine						Blood						Total Samples	% AAF
		IC Samples	ATF	AAF	OOB Samples	ATF	AAF	IC Samples	ATF	AAF	OOB Samples	ATF	AAF		
European Handball Federation	EUR-HAND	383	1	5	32	-	-	-	-	-	-	-	-	415	1.2%
German National Anti-Doping Agency	NADA	164	-	-	123	-	-	-	-	-	17	-	-	304	-
French Anti-Doping Agency	AFLD-NADO	65	-	3	207	-	2	5	-	-	3	-	-	280	1.8%
International Handball Federation	IHF	202	-	2	13	-	-	14	-	-	-	-	-	229	0.9%
Swedish Sports Confederation	RF	64	-	-	121	-	-	-	-	-	14	-	-	199	-
Polish Anti-Doping Agency	POLADA	91	-	1	50	-	-	-	-	-	14	-	-	155	0.6%
Japan Anti-Doping Agency	JADA	60	-	1	53	-	-	-	-	-	-	-	-	113	0.9%
Anti-Doping Norway	ADNO	36	-	-	56	-	-	-	-	-	17	-	-	109	-
Russian National Anti-Doping Organization	RUSADA	11	-	-	83	-	-	-	-	-	-	-	-	94	-
Anti-Doping Denmark	ADD	60	-	-	24	-	-	-	-	-	8	-	-	92	-
Saudi Arabian Antidoping Committee	KSA-NADO	72	-	2	20	-	-	-	-	-	-	-	-	92	2.2%
National Anti-Doping Agency Austria GmbH	NADA Austria	-	-	-	74	-	-	-	-	-	16	-	-	90	-
Finnish Center for Integrity in Sports/Finnish Anti-Doping Agency	FINCIS/FINADA	36	-	1	41	-	-	2	-	-	5	-	-	84	1.2%
Hungarian Anti-Doping Agency	HUNADO	22	-	-	49	-	-	-	-	-	1	-	-	72	-
Mexican National Anti-Doping Committee	MEX-NADO	-	-	-	71	-	-	-	-	-	-	-	-	71	-
Korea Anti-Doping Agency	KADA	52	-	-	16	-	-	-	-	-	-	-	-	68	-
Romanian National Anti-Doping Agency	ANAD-Romania	28	-	-	31	-	-	-	-	-	7	-	-	66	-
National Anti Doping Agency -India	IND-NADO	19	-	3	44	-	-	-	-	-	-	-	-	63	4.8%
Hellenic National Council for Combatting Doping	ESKAN	60	-	-	-	-	-	-	-	-	-	-	-	60	-
Turkish Anti Doping Commission	TADC	56	-	1	-	-	-	-	-	-	-	-	-	56	1.8%
Czech Anti-Doping Committee	CADC	41	-	-	8	-	-	-	-	-	3	-	-	52	-
Croatian Institute of Public Health	CIPH	32	-	1	15	-	-	-	-	-	5	-	-	52	1.9%
Italian Ministry of Health Departement	CVD-Italia	50	-	1	-	-	-	-	-	-	-	-	-	50	2.0%
Egyptian National Anti-doping Organization	EGY-NADO	6	-	-	42	-	-	-	-	-	-	-	-	48	-
Netherlands Anti-Doping Authority	ADAN	45	-	-	-	-	-	-	-	-	-	-	-	45	-
Olympic Council of Asia	OCA	28	-	-	14	-	-	-	-	-	2	-	-	44	-
Braslian Authority on Anti-Doping Control	ABCD	24	-	3	18	-	2	-	-	-	-	-	-	42	11.9%
Chilean National Anti-Doping Commission	CHI-NADO	-	-	-	40	-	-	-	-	-	-	-	-	40	-
Spain National Anti-Doping Agency	ESP-NADO	8	-	-	31	-	-	1	-	-	-	-	-	40	-
Doping Control Agency of Thailand	DCAT	-	-	-	39	-	-	-	-	-	-	-	-	39	-
China Anti-Doping Agency	CHINADA	17	-	-	16	-	-	2	-	-	3	-	-	38	-
US Anti-Doping Agency	USADA	12	-	-	25	-	-	-	-	-	1	-	-	38	-
Qatar Antidoping Commission	QADC	26	-	-	9	-	-	-	-	-	-	-	-	35	-
Italian National Anti-Doping Agency	NADO ITALIA	24	-	-	6	-	-	4	-	-	-	-	-	34	-
Slovenian Antidoping Organization	SLOADO	30	-	-	-	-	-	-	-	-	-	-	-	30	-
Cuban National Anti-Doping Agency	CUB-NADO	-	-	-	29	-	-	-	-	-	-	-	-	29	-
Antidoping Switzerland	ADCH	24	-	-	-	-	-	4	-	-	-	-	-	28	-
Agency for Anti-Doping Control of Bosnia and Herzegovina	BIH-NADO	14	-	1	10	-	-	-	-	-	4	-	-	28	3.6%
Anti-Doping Agency of Serbia	ADAS	24	-	1	-	-	-	2	-	-	-	-	-	26	3.8%
Azerbaijan National Anti-Doping Agency	AMADA	8	-	-	14	-	-	-	-	-	2	-	-	24	-
National Olympic and Sports Association of Iceland	ISL-NADO	16	-	1	6	-	-	-	-	-	-	-	-	22	4.5%
Slovak Anti-Doping Agency	SADA	12	-	1	6	-	-	-	-	-	2	-	-	20	5.0%
National Anti-doping Center of Ukraine	NADC Ukraine	-	-	-	20	-	-	-	-	-	-	-	-	20	-
CHN-Provincial Sports Bureau in China	CHN-PSB	13	-	-	6	-	-	-	-	-	-	-	-	19	-
International Olympic Committee	IOC	2	-	-	16	-	-	-	-	-	1	-	-	19	-
National Anti-Doping Agency of Tunisia	ANAD	-	-	-	16	-	-	-	-	-	-	-	-	16	-
Confederation Africaine de Handball	CAHB	16	-	-	-	-	-	-	-	-	-	-	-	16	-
Kazakhstan National Anti-Doping Centre	KAZ-NADO	-	-	-	16	-	-	-	-	-	-	-	-	16	-
Anti-Doping department of State Sports Medicine Centre	LAT-NADO	13	-	1	-	-	-	2	-	-	-	-	-	15	6.7%
Anti-Doping Paraguay	PAR-NADO	4	-	-	10	-	-	-	-	-	-	-	-	14	-
Bulgarian Anti-doping Center	BUL-NADO	12	-	3	-	-	-	2	-	-	-	-	-	14	21.4%
Belarus National Anti-Doping Agency	BNADA	-	-	-	12	-	-	-	-	-	2	-	-	14	-
National Anti-Doping Commission of Macedonia	MKD-NADO	8	-	1	5	-	-	-	-	-	-	-	-	13	7.7%
NADO Flanders	NADOF	12	-	-	-	-	-	-	-	-	-	-	-	12	-
French Community of Belgium NADO	BEL-CFWB	11	-	1	-	-	-	1	-	-	-	-	-	12	8.3%
Estonian Anti-Doping Agency	EADA	8	-	-	3	-	-	-	-	-	-	-	-	11	-
Argentina National Anti-Doping Agency	ARG-CNAD	-	-	-	11	-	-	-	-	-	-	-	-	11	-
Central American and Caribbean Sports Organization	OCECABE	8	-	-	-	-	-	1	-	-	-	-	-	9	-
Monaco Anti-Doping Committee	CMA Monaco	-	-	-	6	-	-	-	-	-	3	-	-	9	-
South American Sports Organization	ODESUR	8	-	-	-	-	-	-	-	-	-	-	-	8	-
Asian Handball Federation	AHF	8	-	-	-	-	-	-	-	-	-	-	-	8	-
Cyprus Anti-Doping Authority	CYADA	8	-	1	-	-	-	-	-	-	-	-	-	8	12.5%
Anti-Doping Commission, Chinese Taipei Olympic Committee	CTADA	2	-	1	5	-	-	-	-	-	-	-	-	7	14.3%
Africa Zone II & III RADO	AFR-RADO-II-III	-	-	-	6	-	-	-	-	-	-	-	-	6	-
Luxembourg NADO	ALAD	4	-	-	1	-	-	-	-	-	1	-	-	6	-
I.R Iran National Anti-Doping Organization	IRI-NADO	6	-	-	-	-	-	-	-	-	-	-	-	6	-
Canadian Centre for Ethics in Sport	CCES	5	-	-	-	-	-	-	-	-	-	-	-	5	-
Hong Kong Anti-Doping Committee	HKG-ADC	-	-	-	5	-	-	-	-	-	-	-	-	5	-
Anti-Doping Agency of Kenya	ADAK	-	-	-	4	-	-	-	-	-	-	-	-	4	-
Peru National Anti-Doping Commission	CONAD PERU	-	-	-	4	-	-	-	-	-	-	-	-	4	-
Lembaga Anti-Doping Indonesia	LADI	-	-	-	4	-	-	-	-	-	-	-	-	4	-

2018 Anti-Doping Testing Figures
Samples Analyzed and Reported by Accredited Laboratories in ADAMS

Table 36: ASOIF Sport - Handball - continued

Testing Authority (TA)	ADAMS Code	Urine						Blood						Total Samples	% AAF
		IC			OOC			IC			OOC				
		Samples	ATF	AAF	Samples	ATF	AAF	Samples	ATF	AAF	Samples	ATF	AAF		
International Committee of Mediterranean Games	ICMG	4	-	-	-	-	-	-	-	-	-	-	-	4	-
Nigerian National Anti-Doping Committee	NGR-NADO	4	-	-	-	-	-	-	-	-	-	-	-	4	-
Jordan Anti-doping Organization	JADO	-	-	-	4	-	-	-	-	-	-	-	-	4	-
Portugal Anti-Doping Agency	ADoP	4	-	-	-	-	-	-	-	-	-	-	-	4	-
International University Sport Federation	FISU	3	-	-	-	-	-	-	-	-	-	-	-	3	-
Africa Zone I RADO	AFR-RADO-I	-	-	-	3	-	-	-	-	-	-	-	-	3	-
Israeli NADO	ISR-NADO	3	-	-	-	-	-	-	-	-	-	-	-	3	-
South Asia RADO	S-ASIA-RADO	-	-	-	2	-	-	-	-	-	-	-	-	2	-
German Youth Force Sports Association	GER-DJK	2	-	-	-	-	-	-	-	-	-	-	-	2	-
Gulf States and Yemen RADO	GSY-RADO	-	-	-	2	-	-	-	-	-	-	-	-	2	-
International Catholic Federation of Physical Education and Sport:	FICEP	1	-	-	-	-	-	-	-	-	-	-	-	1	-
		2091	1	36	1597	-	4	40	-	-	131	-	-	3859	

Table 37: ASOIF Sport - Judo

Testing Authority (TA)	ADAMS Code	Urine						Blood						Total Samples	% AAF
		IC Samples	ATF	AAF	OOB Samples	ATF	AAF	IC Samples	ATF	AAF	OOB Samples	ATF	AAF		
International Judo Federation	IJF	714	-	8	155	-	1	-	-	-	-	-	-	869	1.0%
China Anti-Doping Agency	CHINADA	116	-	-	160	-	-	8	1	-	-	-	39	323	-
CHN-Provincial Sports Bureau in China	CHN-PSB	222	-	-	35	-	-	-	-	-	-	-	-	257	-
Japan Anti-Doping Agency	JADA	132	-	-	116	-	-	-	-	-	-	6	-	254	-
German National Anti-Doping Agency	NADA	57	-	-	141	-	-	24	-	-	-	24	-	246	-
European Judo Union	EJU	240	-	2	-	-	-	-	-	-	-	-	-	240	0.8%
French Anti-Doping Agency	AFLD-NADO	46	-	1	160	-	1	-	-	-	-	2	-	208	1.0%
US Anti-Doping Agency	USADA	27	-	-	129	1	1	-	-	-	-	10	-	166	0.6%
National Anti Doping Agency -India	IND-NADO	89	-	2	60	-	1	8	-	-	-	-	-	157	1.9%
Russian National Anti-Doping Organization	RUSADA	14	-	-	122	-	-	-	-	-	-	-	-	136	-
Polish Anti-Doping Agency	POLADA	29	-	-	78	1	-	-	-	-	-	10	-	117	-
Chilean National Anti-Doping Commission	CHI-NADO	60	-	3	42	-	-	-	-	-	-	-	-	102	2.9%
Egyptian National Anti-doping Organization	EGY-NADO	28	-	1	65	-	-	-	-	-	-	-	-	93	1.1%
Korea Anti-Doping Agency	KADA	36	-	-	45	-	-	1	-	-	-	2	-	84	-
Kazakhstan National Anti-Doping Centre	KAZ-NADO	39	-	2	42	-	-	-	-	-	-	-	-	81	2.5%
Netherlands Anti-Doping Authority	ADAN	17	-	-	58	-	-	-	-	-	-	-	-	75	-
Azerbaijan National Anti-Doping Agency	AMADA	29	-	-	34	-	2	-	-	-	-	9	-	72	2.8%
Hungarian Anti-Doping Agency	HUNADO	8	-	-	38	-	-	-	-	-	-	15	-	61	-
Judo Union of Asia	JUA	60	-	2	-	-	-	-	-	-	-	-	-	60	3.3%
Italian National Anti-Doping Agency	NADO ITALIA	22	-	-	27	-	1	-	-	-	-	11	-	60	1.7%
National Anti-doping Center of Ukraine	NADC Ukraine	32	-	3	27	1	2	-	-	-	-	-	-	59	8.5%
Turkish Anti Doping Commission	TADC	38	-	-	17	-	-	-	-	-	-	-	-	55	-
Mexican National Anti-Doping Committee	MEX-NADO	-	-	-	50	-	1	-	-	-	-	1	-	51	2.0%
Braslian Authority on Anti-Doping Control	ABCD	22	-	-	11	-	1	8	-	-	-	4	-	45	2.2%
Spain National Anti-Doping Agency	ESP-NADO	12	-	-	26	-	-	1	-	-	-	6	-	45	-
Olympic Council of Asia	OCA	29	-	-	7	-	-	-	-	-	-	7	-	43	-
UK Anti-Doping	UKAD	-	-	-	36	-	-	-	-	-	-	5	-	41	-
French Community of Belgium NADO	BEL-CFWB	12	-	1	25	-	-	1	-	-	-	3	-	41	2.4%
National Anti-Doping Agency Austria GmbH	NADA Austria	14	-	-	23	-	-	-	-	-	-	3	-	40	-
Canadian Centre for Ethics in Sport	CCES	5	-	-	29	-	-	-	-	-	-	6	-	40	-
Georgian Anti-Doping Agency	GEO-NADO	17	-	-	17	-	-	-	-	-	-	4	-	38	-
Belarus National Anti-Doping Agency	BNADA	5	-	-	24	-	-	-	-	-	-	5	-	34	-
NADO Flanders	NADOF	24	-	-	10	-	-	-	-	-	-	-	-	34	-
Peru National Anti-Doping Commission	CONAD PERU	19	-	-	15	-	-	-	-	-	-	-	-	34	-
Macao Judo Association	MJA	32	-	-	-	-	-	-	-	-	-	-	-	32	-
Anti-Doping Agency of Serbia	ADAS	19	-	-	9	-	-	-	-	-	-	3	-	31	-
Agency for Anti-Doping Control of Bosnia and Herzegovina	BIH-NADO	8	-	-	20	-	-	-	-	-	-	3	-	31	-
Bulgarian Anti-doping Center	BUL-NADO	12	-	1	16	-	-	-	-	-	-	2	-	30	3.3%
Cuban National Anti-Doping Agency	CUB-NADO	10	-	-	19	-	-	-	-	-	-	-	-	29	-
Czech Anti-Doping Committee	CADC	18	-	-	8	-	-	-	-	-	-	3	-	29	-
Croatian Institute of Public Health	CIPH	9	-	-	17	-	-	-	-	-	-	2	-	28	-
Anti-Doping Norway	ADNO	6	-	-	21	-	1	-	-	-	-	1	-	28	3.6%
Romanian National Anti-Doping Agency	ANAD-Romania	-	-	-	27	-	-	-	-	-	-	-	-	27	-
South American Sports Organization	ODESUR	24	-	-	-	-	-	2	-	-	-	-	-	26	-
Doping Control Agency of Thailand	DCAT	17	-	-	9	-	-	-	-	-	-	-	-	26	-
International Olympic Committee	IOC	12	-	-	11	-	-	-	-	-	-	3	-	26	-
Africa Zone I RADO	AFR-RADO-I	-	-	-	25	-	-	-	-	-	-	-	-	25	-
Central American and Caribbean Sports Organization	ODECABE	19	-	-	-	-	-	4	-	-	-	-	-	23	-
Australian Sports Anti-Doping Authority	ASADA	10	-	-	6	-	-	-	-	-	-	5	-	21	-
Finnish Center for Integrity in Sports/Finnish Anti-Doping Agency	FINCIS/FINADA	8	-	-	10	-	-	-	-	-	-	2	-	20	-
Anti-Doping Commission, Chinese Taipei Olympic Committee	CTADA	9	-	-	10	-	-	-	-	-	-	-	-	19	-
Portugal Anti-Doping Agency	ADoP	12	-	1	6	-	-	-	-	-	-	-	-	18	5.6%
Saudi Arabian Antidoping Committee	KSA-NADO	14	-	-	3	-	-	-	-	-	-	-	-	17	-
International Committee of Mediterranean Games	ICMG	16	-	-	-	-	-	-	-	-	-	-	-	16	-
Common Community Commission (Brussels)	COCOM	-	-	-	10	-	-	-	-	-	-	5	-	15	-
Bahamas Anti-Doping Commission	BADC	-	-	-	15	-	-	-	-	-	-	-	-	15	-
Antidoping Switzerland	ADCH	-	-	-	13	-	-	-	-	-	-	2	-	15	-
Swedish Sports Confederation	RF	6	-	-	6	-	-	2	-	-	-	-	-	14	-
Oceania RADO	O-RADO	12	-	-	2	-	-	-	-	-	-	-	-	14	-
Anti-Doping Denmark	ADD	2	-	-	10	-	-	-	-	-	-	1	-	13	-
Slovak Anti-Doping Agency	SADA	6	-	-	3	-	-	-	-	-	-	2	-	11	-
Africa Zone II & III RADO	AFR-RADO-II-III	5	-	-	5	-	-	-	-	-	-	-	-	10	-
Central American RADO	RADO-CAM	-	-	-	10	-	-	-	-	-	-	-	-	10	-
Anti-Doping department of State Sports Medicine Centre	LAT-NADO	-	-	-	9	-	-	-	-	-	-	1	-	10	-
Israeli NADO	ISR-NADO	-	-	-	10	-	-	-	-	-	-	-	-	10	-
Ecuador NADO	ECU-NADO	-	-	-	9	-	1	-	-	-	-	-	-	9	11.1%
Monaco Anti-Doping Committee	CMA Monaco	3	-	-	5	-	-	-	-	-	-	1	-	9	-
Italian Ministry of Health Departement	CVD-Italia	8	-	1	-	-	-	-	-	-	-	-	-	8	12.5%
Drug Free Sport New Zealand	DFSNZ	8	-	-	-	-	-	-	-	-	-	-	-	8	-

2018 Anti-Doping Testing Figures
Samples Analyzed and Reported by Accredited Laboratories in ADAMS

Table 37: ASOIF Sport - Judo - continued

Testing Authority (TA)	ADAMS Code	Urine						Blood						Total Samples	% AAF
		IC			OOC			IC			OOC				
		Samples	ATF	AAF	Samples	ATF	AAF	Samples	ATF	AAF	Samples	ATF	AAF		
Central Asia RADO	RADOCA-RADO	-	-	-	8	-	1	-	-	-	-	-	-	8	12.5%
Vietnam Anti-Doping & Sports Medicine Agency	VADA	4	-	-	4	-	-	-	-	-	-	-	-	8	-
Argentina National Anti-Doping Agency	ARG-CNAD	-	-	-	8	-	-	-	-	-	-	-	-	8	-
West Asia RADO	W-ASIA-RADO	-	-	-	7	-	1	-	-	-	-	-	-	7	14.3%
Armenian National Anti-Doping Organization	ARM-NADO	5	-	1	2	-	-	-	-	-	-	-	-	7	14.3%
Jordan Anti-doping Organization	JADO	-	-	-	7	-	-	-	-	-	-	-	-	7	-
Eastern Europe RADO	E-EUR-RADO	-	-	-	7	-	-	-	-	-	-	-	-	7	-
Anti-Doping Agency of Kenya	ADAK	7	-	-	-	-	-	-	-	-	-	-	-	7	-
Anti-Doping Singapore	ADS	-	-	-	6	-	-	-	-	-	1	-	-	7	-
Sport Ireland	SI	-	-	-	5	-	-	-	-	-	1	-	-	6	-
Slovenian Antidoping Organization	SLOADO	4	-	-	2	-	-	-	-	-	-	-	-	6	-
Anti-Doping Agency of Malaysia	ADAMAS	5	-	1	-	-	-	-	-	-	-	-	-	5	20.0%
Venezuela NADO	VEN-NADO	3	-	-	2	-	-	-	-	-	-	-	-	5	-
Indian Ocean RADO	IND-OCE-RADO	-	-	-	5	-	-	-	-	-	-	-	-	5	-
Hellenic National Council for Combatting Doping	ESKAN	4	-	-	-	-	-	-	-	-	-	-	-	4	-
Cyprus Anti-Doping Authority	CYADA	4	-	-	-	-	-	-	-	-	-	-	-	4	-
Anti-Doping Commission of Malta	MLT-NADO	4	-	1	-	-	-	-	-	-	-	-	-	4	25.0%
Nigerian National Anti-Doping Committee	NGR-NADO	2	-	-	2	-	-	-	-	-	-	-	-	4	-
South East Asia RADO	SE-ASIA-RADO	-	-	-	4	-	-	-	-	-	-	-	-	4	-
I.R Iran National Anti-Doping Organization	IRI-NADO	3	-	1	-	-	-	-	-	-	-	-	-	3	33.3%
Hong Kong Anti-Doping Committee	HKG-ADC	-	-	-	3	-	-	-	-	-	-	-	-	3	-
Algerian National Anti-Doping Organization	ALG-NADO	2	-	-	-	-	-	-	-	-	-	-	-	2	-
Luxembourg NADO	ALAD	-	-	-	2	-	-	-	-	-	-	-	-	2	-
South African Institute for Drug-Free Sport	SAIDS	-	-	-	2	-	-	-	-	-	-	-	-	2	-
National Olympic and Sports Association of Iceland	ISL-NADO	-	-	-	2	-	-	-	-	-	-	-	-	2	-
Nepal Olympic committee	NEP-NADO	-	-	-	2	-	-	-	-	-	-	-	-	2	-
Andorra National Anti-Doping Commission	AGAD	-	-	-	1	-	-	-	-	-	-	-	-	1	-
Puerto Rico Anti-Doping Organization	PUR-NADO	-	-	-	1	-	-	-	-	-	-	-	-	1	-
Thailand University Sport Board	THA-UNI	1	-	-	-	-	-	-	-	-	-	-	-	1	-
Sri Lanka Anti Doping Agency	SRI-NADO	-	-	-	1	-	-	-	-	-	-	-	-	1	-
		2567	-	32	2231	3	15	59	1	-	210	-	-	5067	

Table 38: ASOIF Sport - Modern Pentathlon

Testing Authority (TA)	ADAMS Code	Urine						Blood						Total Samples	% AAF
		IC			OOC			IC			OOC				
		Samples	ATF	AAF	Samples	ATF	AAF	Samples	ATF	AAF	Samples	ATF	AAF		
International Modern Pentathlon Union	UIPM	136	-	-	54	-	-	-	-	-	4	-	-	194	-
German National Anti-Doping Agency	NADA	10	-	1	45	-	-	5	-	-	9	-	-	69	1.4%
Korea Anti-Doping Agency	KADA	38	-	-	30	-	-	-	-	-	-	-	-	68	-
China Anti-Doping Agency	CHINADA	41	-	-	21	-	-	2	-	-	2	-	-	66	-
Russian National Anti-Doping Organization	RUSADA	13	-	-	46	-	-	-	-	-	-	-	-	59	-
Italian National Anti-Doping Agency	NADO ITALIA	22	-	-	25	-	-	-	-	-	5	-	-	52	-
Polish Anti-Doping Agency	POLADA	8	-	-	42	-	-	-	-	-	2	-	-	52	-
Hungarian Anti-Doping Agency	HUNADO	5	-	-	23	-	-	-	-	-	1	-	-	29	-
Spain National Anti-Doping Agency	ESP-NADO	16	-	-	5	-	-	4	-	-	-	-	-	25	-
Japan Anti-Doping Agency	JADA	6	-	-	13	-	-	-	-	-	-	-	-	19	-
French Anti-Doping Agency	AFLD-NADO	-	-	-	15	-	-	-	-	-	2	-	-	17	-
Australian Sports Anti-Doping Authority	ASADA	4	-	-	10	-	-	-	-	-	1	-	-	15	-
Cuban National Anti-Doping Agency	CUB-NADO	-	-	-	14	-	-	-	-	-	-	-	-	14	-
Sport Ireland	SI	-	-	-	12	-	-	-	-	-	1	-	-	13	-
Braslian Authority on Anti-Doping Control	ABCD	13	-	1	-	-	-	-	-	-	-	-	-	13	7.7%
Mexican National Anti-Doping Committee	MEX-NADO	-	-	-	13	-	-	-	-	-	-	-	-	13	-
CHN-National Federations in China	CHN-NF	10	-	-	-	-	-	1	-	-	-	-	-	11	-
UK Anti-Doping	UKAD	-	-	-	8	-	-	-	-	-	2	-	-	10	-
Czech Anti-Doping Committee	CADC	7	-	-	2	-	-	-	-	-	1	-	-	10	-
Peru National Anti-Doping Commission	CONAD PERU	10	-	-	-	-	-	-	-	-	-	-	-	10	-
Doping Control Agency of Thailand	DCAT	-	-	-	10	-	-	-	-	-	-	-	-	10	-
International University Sport Federation	FISU	8	-	-	-	-	-	-	-	-	-	-	-	8	-
Olympic Council of Asia	OCA	6	-	-	2	-	-	-	-	-	-	-	-	8	-
Turkish Anti Doping Commission	TADC	8	-	-	-	-	-	-	-	-	-	-	-	8	-
CHN-Provincial Sports Bureau in China	CHN-PSB	6	-	-	1	-	-	-	-	-	-	-	-	7	-
Finnish Center for Integrity in Sports/Finnish Anti-Doping Agency	FINCIS/FINADA	6	-	-	-	-	-	1	-	-	-	-	-	7	-
Belarus National Anti-Doping Agency	BNADA	-	-	-	5	-	-	-	-	-	1	-	-	6	-
International Olympic Committee	IOC	3	-	-	3	-	-	-	-	-	-	-	-	6	-
South American Sports Organization	ODESUR	6	-	-	-	-	-	-	-	-	-	-	-	6	-
Kazakhstan National Anti-Doping Centre	KAZ-NADO	-	-	-	6	-	-	-	-	-	-	-	-	6	-
Anti-Doping department of State Sports Medicine Centre	LAT-NADO	-	-	-	4	-	-	-	-	-	1	-	-	5	-
US Anti-Doping Agency	USADA	-	-	-	5	-	-	-	-	-	-	-	-	5	-
Central American and Caribbean Sports Organization	ODECABE	4	-	-	-	-	-	-	-	-	-	-	-	4	-
Canadian Centre for Ethics in Sport	CCES	2	-	-	2	-	-	-	-	-	-	-	-	4	-
Argentina National Anti-Doping Agency	ARG-CNAD	-	-	-	4	-	-	-	-	-	-	-	-	4	-
Egyptian National Anti-doping Organization	EGY-NADO	-	-	-	3	-	-	-	-	-	-	-	-	3	-
National Anti-Doping Agency Austria GmbH	NADA Austria	-	-	-	3	-	-	-	-	-	-	-	-	3	-
Central Asia RADO	RADOCA-RADO	-	-	-	2	-	-	-	-	-	-	-	-	2	-
Lithuanian Anti-Doping Agency	LTU-NADO	-	-	-	2	-	-	-	-	-	-	-	-	2	-
Bulgarian Anti-doping Center	BUL-NADO	-	-	-	2	-	-	-	-	-	-	-	-	2	-
National Anti-doping Center of Ukraine	NADC Ukraine	-	-	-	1	-	-	-	-	-	-	-	-	1	-
		388	-	2	433	-	-	13	-	-	32	-	-	866	

Table 39: ASOIF Sport - Rowing

Testing Authority (TA)	ADAMS Code	Urine						Blood						Total Samples	% AAF
		IC		OOC		IC		OOC							
		Samples	ATF	AAF	Samples	ATF	AAF	Samples	ATF	AAF	Samples	ATF	AAF		
German National Anti-Doping Agency	NADA	73	-	-	457	-	-	30	-	-	124	-	-	684	-
China Anti-Doping Agency	CHINADA	143	-	1	344	-	-	19	-	-	65	-	-	571	0.2%
International Rowing Federation	FISA	146	-	3	141	-	-	-	-	-	35	-	-	322	0.9%
CHN-Provincial Sports Bureau in China	CHN-PSB	211	-	-	74	1	-	-	-	-	-	-	-	285	-
Russian National Anti-Doping Organization	RUSADA	43	-	-	181	-	-	-	-	-	-	-	-	224	-
Spain National Anti-Doping Agency	ESP-NADO	54	-	2	88	-	-	10	-	-	24	-	-	176	1.1%
Polish Anti-Doping Agency	POLADA	38	-	-	116	-	-	-	-	-	17	-	-	171	-
US Anti-Doping Agency	USADA	38	-	1	88	-	-	-	-	-	9	-	-	135	0.7%
Italian National Anti-Doping Agency	NADO ITALIA	52	-	4	51	-	-	8	-	-	12	-	-	123	3.3%
UK Anti-Doping	UKAD	16	-	-	88	-	-	2	-	-	13	1	-	119	-
National Anti Doping Agency -India	IND-NADO	30	-	1	83	-	-	-	-	-	6	-	-	119	0.8%
Netherlands Anti-Doping Authority	ADAN	40	-	1	74	-	-	-	-	-	-	-	-	114	0.9%
Drug Free Sport New Zealand	DFSNZ	11	-	-	94	-	-	-	-	-	2	-	-	107	-
French Anti-Doping Agency	AFLD-NADO	20	-	-	77	-	-	-	-	-	5	-	-	102	-
Basque Anti-Doping Agency	ESP-Vasco	57	-	1	34	-	1	-	-	-	-	-	-	91	2.2%
Chilean National Anti-Doping Commission	CHI-NADO	24	-	-	66	-	-	-	-	-	-	-	-	90	-
Anti-Doping Denmark	ADD	22	-	-	51	-	-	-	-	-	12	-	-	85	-
Braslian Authority on Anti-Doping Control	ABCD	56	-	3	6	-	-	12	-	-	8	-	-	82	3.7%
Romanian National Anti-Doping Agency	ANAD-Romania	12	-	-	52	-	-	-	-	-	16	-	-	80	-
Japan Anti-Doping Agency	JADA	56	-	-	15	-	-	-	-	-	-	-	-	71	-
Doping Control Agency of Thailand	DCAT	3	-	-	65	-	-	-	-	-	-	-	-	68	-
National Anti-doping Center of Ukraine	NADC Ukraine	26	-	3	36	-	1	-	-	-	-	-	-	62	6.5%
Australian Sports Anti-Doping Authority	ASADA	24	-	-	36	-	1	-	-	-	2	-	-	62	1.6%
Canadian Centre for Ethics in Sport	CCES	11	-	-	39	-	-	-	-	-	11	-	-	61	-
Mexican National Anti-Doping Committee	MEX-NADO	6	-	1	52	-	-	-	-	-	2	-	-	60	1.7%
Czech Anti-Doping Committee	CADC	32	-	-	22	-	-	-	-	-	5	-	-	59	-
Olympic Council of Asia	OCA	24	-	-	26	-	-	-	-	-	5	-	-	55	-
Korea Anti-Doping Agency	KADA	30	-	-	18	-	-	3	-	-	-	-	-	51	-
Sport Ireland	SI	6	-	-	30	-	-	-	-	-	11	-	-	47	-
National Anti-Doping Agency Austria GmbH	NADA Austria	6	-	-	35	-	-	-	-	-	4	-	-	45	-
Portugal Anti-Doping Agency	ADoP	35	-	1	7	-	-	-	-	-	-	-	-	42	2.4%
Belarus National Anti-Doping Agency	BNADA	11	-	-	22	-	-	-	-	-	8	-	-	41	-
South African Institute for Drug-Free Sport	SAIDS	20	-	1	19	-	-	-	-	-	-	-	-	39	2.6%
Swedish Sports Confederation	RF	16	-	-	14	-	-	-	-	-	2	-	-	32	-
South American Sports Organization	ODESUR	30	-	-	-	-	-	-	-	-	-	-	-	30	-
Kazakhstan National Anti-Doping Centre	KAZ-NADO	-	-	-	27	-	-	-	-	-	-	-	-	27	-
Anti-Doping Norway	ADNO	4	-	-	18	-	-	-	-	-	5	-	-	27	-
Egyptian National Anti-doping Organization	EGY-NADO	-	-	-	27	-	-	-	-	-	-	-	-	27	-
International Olympic Committee	IOC	7	-	-	12	-	-	-	-	-	8	-	-	27	-
Cuban National Anti-Doping Agency	CUB-NADO	10	-	-	16	-	-	-	-	-	-	-	-	26	-
Bulgarian Anti-doping Center	BUL-NADO	12	-	1	9	-	-	-	-	-	2	-	-	23	4.3%
Finnish Center for Integrity in Sports/Finnish Anti-Doping Agency	FINCIS/FINADA	8	-	-	11	-	-	1	-	-	3	-	-	23	-
Estonian Anti-Doping Agency	EADA	4	-	-	12	-	-	-	-	-	6	-	-	22	-
Antidoping Switzerland	ADCH	-	-	-	12	-	-	-	-	-	8	-	-	20	-
Croatian Institute of Public Health	CIPH	6	-	-	10	-	-	-	-	-	2	-	-	18	-
Hungarian Anti-Doping Agency	HUNADO	11	-	-	3	-	-	-	-	-	1	-	-	15	-
Turkish Anti Doping Commission	TADC	9	-	-	5	-	-	-	-	-	-	-	-	14	-
Hellenic National Council for Combatting Doping	ESKAN	11	-	-	3	-	-	-	-	-	-	-	-	14	-
Anti-Doping Agency of Serbia	ADAS	8	-	-	3	-	-	-	-	-	1	-	-	12	-
Hong Kong Anti-Doping Committee	HKG-ADC	-	-	-	11	-	-	-	-	-	-	-	-	11	-
International University Sport Federation	FISU	10	-	-	-	-	-	-	-	-	-	-	-	10	-
Lithuanian Anti-Doping Agency	LTU-NADO	-	-	-	9	-	-	-	-	-	-	-	-	9	-
Anti-Doping Paraguay	PAR-NADO	-	-	-	9	1	-	-	-	-	-	-	-	9	-
Anti-Doping Commission of Malta	MLT-NADO	8	-	1	-	-	-	-	-	-	-	-	-	8	12.5%
Central American and Caribbean Sports Organization	ODECABE	8	-	-	-	-	-	-	-	-	-	-	-	8	-
French Community of Belgium NADO	BEL-CFWB	6	-	-	-	-	-	1	-	-	-	-	-	7	-
Azerbaijan National Anti-Doping Agency	AMADA	-	-	-	4	-	-	-	-	-	2	-	-	6	-
International Committee of Mediterranean Games	ICMG	6	-	-	-	-	-	-	-	-	-	-	-	6	-
Anti-Doping department of State Sports Medicine Centre	LAT-NADO	4	-	-	-	-	-	1	-	-	-	-	-	5	-
Uruguay Anti-Doping	URU-NADO	-	-	-	5	-	-	-	-	-	-	-	-	5	-
National Anti-Doping Agency of Tunisia	ANAD	-	-	-	5	-	-	-	-	-	-	-	-	5	-
Peru National Anti-Doping Commission	CONAD PERU	-	-	-	5	-	-	-	-	-	-	-	-	5	-
Bolivarian Sports Organization	ODEBO	4	-	-	-	-	-	-	-	-	-	-	-	4	-
Monaco Anti-Doping Committee	CMA Monaco	-	-	-	3	-	-	-	-	-	1	-	-	4	-
Central American RADO	RADO-CAM	-	-	-	4	-	-	-	-	-	-	-	-	4	-
Anti-Doping Singapore	ADS	-	-	-	2	-	-	-	-	-	1	-	-	3	-
South East Asia RADO	SE-ASIA-RADO	-	-	-	3	-	-	-	-	-	-	-	-	3	-
United Arab Emirates National Anti-doping Committee	UAE-NADO	-	-	-	3	-	-	-	-	-	-	-	-	3	-
Argentina National Anti-Doping Agency	ARG-CNAD	-	-	-	3	-	-	-	-	-	-	-	-	3	-
Vietnam Anti-Doping & Sports Medicine Agency	VADA	-	-	-	3	-	-	-	-	-	-	-	-	3	-

2018 Anti-Doping Testing Figures
Samples Analyzed and Reported by Accredited Laboratories in ADAMS

Table 39: ASOIF Sport - Rowing - continued

Testing Authority (TA)	ADAMS Code	Urine						Blood						Total Samples	% AAF
		IC			OOC			IC			OOC				
		Samples	ATF	AAF	Samples	ATF	AAF	Samples	ATF	AAF	Samples	ATF	AAF		
Algerian National Anti-Doping Organization	ALG-NADO	2	-	-	-	-	-	-	-	-	-	-	-	2	-
South American RADO	RADO-SAM	-	-	-	2	-	-	-	-	-	-	-	-	2	-
Eastern Europe RADO	E-EUR-RADO	-	-	-	2	-	-	-	-	-	-	-	-	2	-
World Anti-Doping Agency	WADA-AMA	-	-	-	2	-	-	-	-	-	-	-	-	2	-
Africa Zone I RADO	AFR-RADO-I	-	-	-	2	-	-	-	-	-	-	-	-	2	-
Central Asia RADO	RADOCA-RADO	-	-	-	2	-	-	-	-	-	-	-	-	2	-
Oceania RADO	O-RADO	-	-	-	1	-	-	-	-	-	-	-	-	1	-
Qatar Antidoping Commission	QADC	-	-	-	1	-	-	-	-	-	-	-	-	1	-
Bermuda Sport Anti- Doping Authority	BSADA	-	-	-	1	-	-	-	-	-	-	-	-	1	-
		1560	-	25	2851	2	3	87	-	-	438	1	-	4936	

Table 40: ASOIF Sport - Rugby Union

Testing Authority (TA)	ADAMS Code	Urine						Blood						Total Samples	% AAF
		IC			OOC			IC			OOC				
		Samples	ATF	AAF	Samples	ATF	AAF	Samples	ATF	AAF	Samples	ATF	AAF		
World Rugby	World Rugby	765	-	2	1205	-	5	10	-	-	256	-	-	2236	0.3%
UK Anti-Doping	UKAD	301	-	7	868	-	3	-	-	-	150	-	-	1319	0.8%
French Anti-Doping Agency	AFLD-NADO	239	-	8	514	1	1	4	-	-	105	-	-	862	1.0%
Australian Sports Anti-Doping Authority	ASADA	122	-	2	205	-	1	-	-	-	71	-	-	398	0.8%
Drug Free Sport New Zealand	DFSNZ	89	-	1	155	-	-	-	-	-	25	-	-	269	0.4%
Japan Anti-Doping Agency	JADA	163	-	-	103	-	-	-	-	-	1	-	-	267	-
South African Institute for Drug-Free Sport	SAIDS	78	-	3	188	-	5	-	-	-	-	-	-	266	3.0%
Sport Ireland	SI	73	-	-	101	-	-	-	-	-	72	-	-	246	-
Italian National Anti-Doping Agency	NADO ITALIA	116	1	2	58	-	1	-	-	-	34	-	-	208	1.4%
Anti-Doping Agency of Kenya	ADAK	52	-	-	110	1	-	-	-	-	-	-	-	162	-
Six Nations Rugby Limited	GBR-SNRL	142	-	-	-	-	-	-	-	-	-	-	-	142	-
Polish Anti-Doping Agency	POLADA	44	1	2	56	-	-	-	-	-	20	-	-	120	1.7%
European Professional Club Rugby	EPCR	103	-	-	-	-	-	-	-	-	-	-	-	103	-
Russian National Anti-Doping Organization	RUSADA	29	-	3	73	-	-	-	-	-	-	-	-	102	2.9%
German National Anti-Doping Agency	NADA	32	-	1	46	-	-	4	-	-	13	-	-	95	1.1%
Mexican National Anti-Doping Committee	MEX-NADO	-	-	-	90	-	2	-	-	-	-	-	-	90	2.2%
Argentina National Anti-Doping Agency	ARG-CNAD	80	-	2	10	-	-	-	-	-	-	-	-	90	2.2%
Canadian Centre for Ethics in Sport	CCES	16	-	-	49	-	-	4	-	-	8	-	-	77	-
US Anti-Doping Agency	USADA	-	-	-	62	-	-	-	-	-	5	-	-	67	-
Korea Anti-Doping Agency	KADA	45	-	-	16	-	-	3	-	-	3	-	-	67	-
Romanian National Anti-Doping Agency	ANAD-Romania	4	-	-	52	-	-	10	-	-	-	-	-	66	-
China Anti-Doping Agency	CHINADA	18	-	-	33	-	-	3	-	-	4	-	-	58	-
Swedish Sports Confederation	RF	24	-	-	26	-	1	2	-	-	2	-	-	54	1.9%
Netherlands Anti-Doping Authority	ADAN	42	-	1	-	-	-	-	-	-	-	-	-	42	2.4%
Italian Ministry of Health Departement	CVD-Italia	41	-	3	-	-	-	-	-	-	-	-	-	41	7.3%
Anti-Doping Denmark	ADD	12	-	-	27	-	-	-	-	-	1	-	-	40	-
Sri Lanka Anti Doping Agency	SRI-NADO	24	-	2	11	-	-	-	-	-	-	-	-	35	5.7%
Doping Control Agency of Thailand	DCAT	-	-	-	33	1	-	-	-	-	-	-	-	33	-
Commonwealth Games Federation	CGF	17	-	-	11	-	-	1	-	-	3	-	-	32	-
Hong Kong Anti-Doping Committee	HKG-ADC	4	-	-	22	-	-	-	-	-	2	-	-	28	-
Olympic Council of Asia	OCA	13	-	-	10	-	-	-	-	-	5	-	-	28	-
Spain National Anti-Doping Agency	ESP-NADO	20	-	-	1	-	-	4	-	-	-	-	-	25	-
International Olympic Committee	IOC	7	-	-	15	-	-	-	-	-	2	-	-	24	-
Georgian Anti-Doping Agency	GEO-NADO	24	-	-	-	-	-	-	-	-	-	-	-	24	-
Kazakhstan National Anti-Doping Centre	KAZ-NADO	-	-	-	23	-	-	-	-	-	-	-	-	23	-
Brasilian Authority on Anti-Doping Control	ABCD	-	-	-	22	-	-	-	-	-	-	-	-	22	-
Czech Anti-Doping Committee	CADC	12	-	1	8	-	-	-	-	-	1	-	-	21	4.8%
Antidoping Switzerland	ADCH	16	-	-	4	-	-	-	-	-	-	-	-	20	-
Portugal Anti-Doping Agency	AdoP	17	-	-	-	-	-	-	-	-	-	-	-	17	-
Anti-Doping department of State Sports Medicine Centre	LAT-NADO	15	-	1	-	-	-	1	-	-	-	-	-	16	6.3%
Hungarian Anti-Doping Agency	HUNADO	15	-	-	-	-	-	-	-	-	-	-	-	15	-
Oceania RADO	O-RADO	-	-	-	15	-	1	-	-	-	-	-	-	15	6.7%
Africa Zone VI RADO	AFR-RADO-VI	10	-	-	4	-	-	-	-	-	-	-	-	14	-
CHN-Provincial Sports Bureau in China	CHN-PSB	11	-	-	2	-	-	-	-	-	-	-	-	13	-
Finnish Center for Integrity in Sports/Finnish Anti-Doping Agency	FINCIS/FINADA	8	-	-	3	-	-	2	-	-	-	-	-	13	-
Anti-Doping Norway	ADNO	12	-	-	-	-	-	-	-	-	-	-	-	12	-
Anti-Doping Agency of Malaysia	ADAMAS	4	-	-	7	-	-	-	-	-	-	-	-	11	-
Anti-Doping Paraguay	PAR-NADO	7	-	-	4	-	-	-	-	-	-	-	-	11	-
United Arab Emirates National Anti-doping Committee	UAE-NADO	-	-	-	10	-	-	-	-	-	-	-	-	10	-
Rugby Football Union	GBR-RFU	-	-	-	9	-	-	-	-	-	-	-	-	9	-
Anti-Doping Agency of Serbia	ADAS	8	-	-	-	-	-	-	-	-	-	-	-	8	-
Central American and Caribbean Sports Organization	OCECABE	8	-	-	-	-	-	-	-	-	-	-	-	8	-
Africa Zone I RADO	AFR-RADO-I	-	-	-	5	-	-	-	-	-	-	-	-	5	-
Anti-Doping Commission, Chinese Taipei Olympic Committee	CTADA	-	-	-	5	-	-	-	-	-	-	-	-	5	-
Common Community Commission (Brussels)	COCOM	5	-	-	-	-	-	-	-	-	-	-	-	5	-
Agency for Anti-Doping Control of Bosnia and Herzegovina	BIH-NADO	2	-	-	2	-	-	-	-	-	-	-	-	4	-
South American Sports Organization	ODESUR	4	-	-	-	-	-	-	-	-	-	-	-	4	-
Uruguay Anti-Doping	URU-NADO	4	-	-	-	-	-	-	-	-	-	-	-	4	-
Algerian National Anti-Doping Organization	ALG-NADO	4	-	-	-	-	-	-	-	-	-	-	-	4	-
Thailand University Sport Board	THA-UNI	4	-	-	-	-	-	-	-	-	-	-	-	4	-
Australian Rugby Union	ARU	2	-	-	1	-	-	-	-	-	-	-	-	3	-
Jamaica Anti-Doping Commission	JADCO	-	-	-	3	-	-	-	-	-	-	-	-	3	-
Anti-Doping Singapore	ADS	-	-	-	2	-	-	-	-	-	-	-	-	2	-
Africa Zone V RADO	AFR-RADO-V	-	-	-	1	-	-	-	-	-	-	-	-	1	-
		2907	2	41	4280	3	20	48	-	-	783	-	-	8018	

Table 41: ASOIF Sport - Sailing

Testing Authority (TA)	ADAMS Code	Urine						Blood						Total Samples	% AAF
		IC			OOB			IC			OOB				
		Samples	ATF	AAF	Samples	ATF	AAF	Samples	ATF	AAF	Samples	ATF	AAF		
World Sailing	WS	78	-	-	49	-	-	-	-	-	6	-	-	133	-
Korea Anti-Doping Agency	KADA	37	-	-	14	-	-	-	-	-	-	-	-	51	-
Japan Anti-Doping Agency	JADA	32	-	-	17	-	-	-	-	-	-	-	-	49	-
Mexican National Anti-Doping Committee	MEX-NADO	-	-	-	46	-	1	-	-	-	-	-	-	46	2.2%
German National Anti-Doping Agency	NADA	9	-	-	29	-	-	-	-	-	3	-	-	41	-
China Anti-Doping Agency	CHINADA	-	-	-	25	-	-	-	-	-	7	-	-	32	-
CHN-National Federations in China	CHN-NF	-	-	-	26	-	-	-	-	-	-	-	-	26	-
Portugal Anti-Doping Agency	ADoP	10	-	2	14	-	-	-	-	-	1	-	-	25	8.0%
Doping Control Agency of Thailand	DCAT	-	-	-	24	-	-	-	-	-	-	-	-	24	-
Italian National Anti-Doping Agency	NADO ITALIA	10	-	-	10	-	-	-	-	-	2	-	-	22	-
Netherlands Anti-Doping Authority	ADAN	10	-	-	11	-	-	-	-	-	-	-	-	21	-
Anti-Doping Singapore	ADS	6	-	-	13	-	-	-	-	-	1	-	-	20	-
Finnish Center for Integrity in Sports/Finnish Anti-Doping Agency	FINCIS/FINADA	8	-	-	4	-	-	-	-	-	1	-	-	13	-
Cuban National Anti-Doping Agency	CUB-NADO	2	-	-	11	-	-	-	-	-	-	-	-	13	-
Hong Kong Anti-Doping Committee	HKG-ADC	-	-	-	12	-	-	-	-	-	-	-	-	12	-
Australian Sports Anti-Doping Authority	ASADA	-	-	-	9	-	-	-	-	-	1	-	-	10	-
French Anti-Doping Agency	AFLD-NADO	9	-	-	-	-	-	-	-	-	-	-	-	9	-
Swedish Sports Confederation	RF	8	-	-	-	-	-	1	-	-	-	-	-	9	-
International Olympic Committee	IOC	5	-	-	4	-	-	-	-	-	-	-	-	9	-
Drug Free Sport New Zealand	DFSNZ	5	-	-	3	-	-	-	-	-	-	-	-	8	-
Romanian National Anti-Doping Agency	ANAD-Romania	2	-	-	5	-	-	-	-	-	-	-	-	7	-
Sport Ireland	SI	-	-	-	6	-	-	-	-	-	1	-	-	7	-
US Anti-Doping Agency	USADA	-	-	-	7	-	-	-	-	-	-	-	-	7	-
Hungarian Anti-Doping Agency	HUNADO	7	-	-	-	-	-	-	-	-	-	-	-	7	-
Croatian Institute of Public Health	CIPH	-	-	-	5	-	-	-	-	-	1	-	-	6	-
Czech Anti-Doping Committee	CADC	6	-	-	-	-	-	-	-	-	-	-	-	6	-
National Anti-Doping Agency Austria GmbH	NADA Austria	-	-	-	6	-	-	-	-	-	-	-	-	6	-
Polish Anti-Doping Agency	POLADA	6	-	-	-	-	-	-	-	-	-	-	-	6	-
National Anti Doping Agency -India	IND-NADO	-	-	-	5	-	-	-	-	-	-	-	-	5	-
Canadian Centre for Ethics in Sport	CCES	5	-	-	-	-	-	-	-	-	-	-	-	5	-
Lembaga Anti-Doping Indonesia	LADI	-	-	-	4	-	-	-	-	-	-	-	-	4	-
Turkish Anti Doping Commission	TADC	4	-	-	-	-	-	-	-	-	-	-	-	4	-
UK Anti-Doping	UKAD	4	-	-	-	-	-	-	-	-	-	-	-	4	-
Olympic Council of Asia	OCA	4	-	-	-	-	-	-	-	-	-	-	-	4	-
South American Sports Organization	ODESUR	4	-	-	-	-	-	-	-	-	-	-	-	4	-
Russian National Anti-Doping Organization	RUSADA	4	-	-	-	-	-	-	-	-	-	-	-	4	-
Spain National Anti-Doping Agency	ESP-NADO	4	-	-	-	-	-	-	-	-	-	-	-	4	-
Anti-Doping Agency of Malaysia	ADAMAS	-	-	-	3	-	-	-	-	-	-	-	-	3	-
Argentina National Anti-Doping Agency	ARG-CNAD	-	-	-	3	-	-	-	-	-	-	-	-	3	-
Anti-Doping Norway	ADNO	-	-	-	2	-	-	-	-	-	1	-	-	3	-
Belarus National Anti-Doping Agency	BNADA	-	-	-	2	-	-	-	-	-	1	-	-	3	-
Central American and Caribbean Sports Organization	OCECABE	3	-	-	-	-	-	-	-	-	-	-	-	3	-
Monaco Anti-Doping Committee	CMA Monaco	-	-	-	2	-	-	-	-	-	1	-	-	3	-
CHN-Provincial Sports Bureau in China	CHN-PSB	2	-	-	-	-	-	-	-	-	-	-	-	2	-
Hellenic National Council for Combatting Doping	ESKAN	-	-	-	2	-	-	-	-	-	-	-	-	2	-
International Committee of Mediterranean Games	ICMG	2	-	-	-	-	-	-	-	-	-	-	-	2	-
Anti-Doping Agency of Serbia	ADAS	2	-	-	-	-	-	-	-	-	-	-	-	2	-
Uruguay Anti-Doping	URU-NADO	-	-	-	2	-	-	-	-	-	-	-	-	2	-
Bermuda Sport Anti- Doping Authority	BSADA	-	-	-	1	-	-	-	-	-	1	-	-	2	-
Anti-Doping Denmark	ADD	-	-	-	1	-	-	-	-	-	1	-	-	2	-
Brunei Darussalam Anti-Doping Committee	BDADC BRUNEI	-	-	-	1	-	-	-	-	-	-	-	-	1	-
Caribbean RADO	CAR-RADO	-	-	-	1	-	-	-	-	-	-	-	-	1	-
Braslian Authority on Anti-Doping Control	ABCD	-	-	-	1	-	-	-	-	-	-	-	-	1	-
South East Asia RADO	SE-ASIA-RADO	-	-	-	1	-	-	-	-	-	-	-	-	1	-
Gulf States and Yemen RADO	GSY-RADO	-	-	-	1	-	-	-	-	-	-	-	-	1	-
		288	-	2	382	-	1	1	-	-	29	-	-	700	

Table 42: ASOIF Sport - Shooting

Testing Authority (TA)	ADAMS Code	Urine						Blood						Total Samples	% AAF
		IC Samples	ATF	AAF	OOB Samples	ATF	AAF	IC Samples	ATF	AAF	OOB Samples	ATF	AAF		
International Shooting Sport Federation	ISSF	548	-	8	10	-	-	-	-	-	-	-	-	558	1.4%
German National Anti-Doping Agency	NADA	109	-	1	45	-	-	-	-	-	-	-	-	154	0.6%
National Anti Doping Agency -India	IND-NADO	48	-	2	64	-	-	-	-	-	-	-	-	112	1.8%
Korea Anti-Doping Agency	KADA	48	-	-	44	-	-	-	-	-	-	-	-	92	-
Japan Anti-Doping Agency	JADA	63	-	1	23	-	-	-	-	-	-	-	-	86	1.2%
US Anti-Doping Agency	USADA	40	-	-	31	-	-	-	-	-	-	-	-	71	-
China Anti-Doping Agency	CHINADA	20	-	-	39	-	-	-	-	-	-	-	-	59	-
CHN-Provincial Sports Bureau in China	CHN-PSB	56	-	-	2	-	-	-	-	-	-	-	-	58	-
Olympic Council of Asia	OCA	51	-	-	-	-	-	-	-	-	-	-	-	51	-
Mexican National Anti-Doping Committee	MEX-NADO	-	-	-	50	-	1	-	-	-	-	-	-	50	2.0%
Russian National Anti-Doping Organization	RUSADA	34	-	1	16	-	-	-	-	-	-	-	-	50	2.0%
Hungarian Anti-Doping Agency	HUNADO	24	-	1	17	-	-	-	-	3	-	-	-	44	2.3%
Italian National Anti-Doping Agency	NADO ITALIA	26	-	-	12	-	-	-	-	-	-	-	-	38	-
Kazakhstan National Anti-Doping Centre	KAZ-NADO	31	-	-	3	-	-	-	-	-	-	-	-	34	-
Doping Control Agency of Thailand	DCAT	16	-	-	18	-	-	-	-	-	-	-	-	34	-
Portugal Anti-Doping Agency	ADoP	27	-	1	5	-	-	-	-	-	-	-	-	32	3.1%
CHN-National Federations in China	CHN-NF	18	-	-	13	-	-	-	-	-	-	-	-	31	-
Spain National Anti-Doping Agency	ESP-NADO	29	-	-	-	-	-	-	-	-	-	-	-	29	-
Commonwealth Games Federation	CGF	25	-	-	-	-	-	-	-	-	-	-	-	25	-
Cuban National Anti-Doping Agency	CUB-NADO	-	-	-	21	-	1	-	-	-	-	-	-	21	4.8%
Australian Sports Anti-Doping Authority	ASADA	14	-	-	4	-	-	-	-	-	-	-	-	18	-
Anti-Doping Agency of Serbia	ADAS	17	-	-	-	-	-	-	-	-	-	-	-	17	-
Saudi Arabian Antidoping Committee	KSA-NADO	16	-	2	-	-	-	-	-	-	-	-	-	16	12.5%
South American Sports Organization	ODESUR	15	-	-	-	-	-	-	-	-	-	-	-	15	-
Turkish Anti Doping Commission	TADC	14	-	-	-	-	-	-	-	-	-	-	-	14	-
Anti-Doping Agency of Malaysia	ADAMAS	7	-	-	7	-	-	-	-	-	-	-	-	14	-
Anti-Doping Norway	ADNO	12	-	-	2	-	-	-	-	-	-	-	-	14	-
Puerto Rico Anti-Doping Organization	PUR-NADO	-	-	-	12	-	-	-	-	-	-	-	-	12	-
Czech Anti-Doping Committee	CADC	12	-	1	-	-	-	-	-	-	-	-	-	12	8.3%
United Arab Emirates National Anti-doping Committee	UAE-NADO	4	2	-	8	-	-	-	-	-	-	-	-	12	-
Romanian National Anti-Doping Agency	ANAD-Romania	8	-	-	3	-	-	-	-	-	-	-	-	11	-
Bulgarian Anti-doping Center	BUL-NADO	8	-	-	2	-	-	-	-	-	-	-	-	10	-
Central American and Caribbean Sports Organization	ODECABE	10	-	-	-	-	-	-	-	-	-	-	-	10	-
National Anti-Doping Agency Austria GmbH	NADA Austria	-	-	-	9	-	-	-	-	-	-	-	-	9	-
Anti-Doping Denmark	ADD	9	-	-	-	-	-	-	-	-	-	-	-	9	-
International Olympic Committee	IOC	6	-	-	3	-	-	-	-	-	-	-	-	9	-
I.R Iran National Anti-Doping Organization	IRI-NADO	8	-	-	-	-	-	-	-	-	-	-	-	8	-
UK Anti-Doping	UKAD	8	-	-	-	-	-	-	-	-	-	-	-	8	-
Finnish Center for Integrity in Sports/Finnish Anti-Doping Agency	FINCIS/FINADA	8	-	-	-	-	-	-	-	-	-	-	-	8	-
Antidoping Switzerland	ADCH	7	-	-	-	-	-	-	-	-	-	-	-	7	-
Anti-Doping Commission, Chinese Taipei Olympic Committee	CTADA	2	-	-	4	-	-	-	-	-	-	-	-	6	-
Belarus National Anti-Doping Agency	BNADA	4	-	1	2	-	-	-	-	-	-	-	-	6	16.7%
Polish Anti-Doping Agency	POLADA	6	-	-	-	-	-	-	-	-	-	-	-	6	-
European Shooting Confederation	ESC	5	-	-	-	-	-	-	-	-	-	-	-	5	-
Swedish Sports Confederation	RF	5	-	-	-	-	-	-	-	-	-	-	-	5	-
Lembaga Anti-Doping Indonesia	LADI	-	-	-	4	-	-	-	-	-	-	-	-	4	-
Vietnam Anti-Doping & Sports Medicine Agency	VADA	-	-	-	4	-	-	-	-	-	-	-	-	4	-
Thailand University Sport Board	THA-UNI	4	-	-	-	-	-	-	-	-	-	-	-	4	-
Anti-Doping Agency of Kenya	ADAK	-	-	-	4	-	-	-	-	-	-	-	-	4	-
Anti-Doping department of State Sports Medicine Centre	LAT-NADO	-	-	-	4	-	-	-	-	-	-	-	-	4	-
South Asia RADO	S-ASIA-RADO	-	-	-	4	-	-	-	-	-	-	-	-	4	-
International Practical Shooting Confederation	IPSC	4	-	2	-	-	-	-	-	-	-	-	-	4	50.0%
International Committee of Mediterranean Games	ICMG	4	-	-	-	-	-	-	-	-	-	-	-	4	-
Netherlands Anti-Doping Authority	ADAN	-	-	-	3	-	-	-	-	-	-	-	-	3	-
Chilean National Anti-Doping Commission	CHI-NADO	-	-	-	3	-	-	-	-	-	-	-	-	3	-
Peru National Anti-Doping Commission	CONAD PERU	-	-	-	3	-	-	-	-	-	-	-	-	3	-
Central American RADO	RADO-CAM	-	-	-	3	-	-	-	-	-	-	-	-	3	-
Croatian Institute of Public Health	CIPH	-	-	-	3	-	-	-	-	-	-	-	-	3	-
Canadian Centre for Ethics in Sport	CCES	3	-	-	-	-	-	-	-	-	-	-	-	3	-
South African Institute for Drug-Free Sport	SAIDS	2	-	2	-	-	-	-	-	-	-	-	-	2	100.0%
Hong Kong Anti-Doping Committee	HKG-ADC	-	-	-	2	-	-	-	-	-	-	-	-	2	-
Sri Lanka Anti Doping Agency	SRI-NADO	-	-	-	2	-	-	-	-	-	-	-	-	2	-
National Anti-Doping Commission of Barbados	NADC	-	-	-	1	-	1	-	-	-	-	-	-	1	100.0%
National Anti-doping Center of Ukraine	NADC Ukraine	-	-	-	1	-	-	-	-	-	-	-	-	1	-
Drug Free Sport New Zealand	DFSNZ	-	-	-	1	-	-	-	-	-	-	-	-	1	-
		1435	2	23	511	-	3	-	-	-	3	-	-	1949	

Table 43: ASOIF Sport - Table Tennis

Testing Authority (TA)	ADAMS Code	Urine						Blood						Total Samples	% AAF
		IC		OOC		IC		OOC							
		Samples	ATF	AAF	Samples	ATF	AAF	Samples	ATF	AAF	Samples	ATF	AAF		
International Table Tennis Federation	ITTF	55	-	-	50	-	-	1	-	-	7	-	-	113	-
National Anti Doping Agency -India	IND-NADO	14	-	-	48	-	-	14	-	-	7	-	-	83	-
Korea Anti-Doping Agency	KADA	39	-	-	29	-	-	-	-	-	-	-	-	68	-
Japan Anti-Doping Agency	JADA	32	-	-	31	-	-	-	-	-	-	-	-	63	-
German National Anti-Doping Agency	NADA	39	-	-	18	-	-	2	-	-	1	-	-	60	-
China Anti-Doping Agency	CHINADA	20	-	-	28	-	1	-	-	-	5	-	-	53	1.9%
Polish Anti-Doping Agency	POLADA	18	-	1	12	-	-	-	-	-	1	-	-	31	3.2%
Italian National Anti-Doping Agency	NADO ITALIA	12	-	-	9	-	-	-	-	-	6	-	-	27	-
Romanian National Anti-Doping Agency	ANAD-Romania	-	-	-	21	-	-	-	-	-	-	-	-	21	-
Russian National Anti-Doping Organization	RUSADA	16	-	-	4	-	-	-	-	-	-	-	-	20	-
Australian Sports Anti-Doping Authority	ASADA	8	-	-	9	-	-	-	-	-	1	-	-	18	-
Hong Kong Anti-Doping Committee	HKG-ADC	-	-	-	16	-	-	-	-	-	1	-	-	17	-
Czech Anti-Doping Committee	CADC	16	-	-	-	-	-	-	-	-	-	-	-	16	-
CHN-Provincial Sports Bureau in China	CHN-PSB	13	-	-	2	-	-	-	-	-	-	-	-	15	-
French Community of Belgium NADO	BEL-CFWB	14	-	-	-	-	-	1	-	-	-	-	-	15	-
Spain National Anti-Doping Agency	ESP-NADO	12	-	-	-	-	-	2	-	-	-	-	-	14	-
Anti-Doping Agency of Malaysia	ADAMAS	-	-	-	13	-	-	-	-	-	-	-	-	13	-
Olympic Council of Asia	OCA	12	-	-	-	-	-	-	-	-	-	-	-	12	-
Swedish Sports Confederation	RF	12	-	-	-	-	-	-	-	-	-	-	-	12	-
Belarus National Anti-Doping Agency	BNADA	10	-	-	1	-	-	1	-	-	-	-	-	12	-
Anti-Doping Paraguay	PAR-NADO	8	-	-	3	-	-	-	-	-	-	-	-	11	-
Mexican National Anti-Doping Committee	MEX-NADO	-	-	-	11	-	-	-	-	-	-	-	-	11	-
Central American and Caribbean Sports Organization	OCECABE	9	-	-	-	-	-	-	-	-	-	-	-	9	-
Azerbaijan National Anti-Doping Agency	AMADA	6	-	-	3	-	-	-	-	-	-	-	-	9	-
Commonwealth Games Federation	CGF	8	-	-	-	-	-	-	-	-	-	-	-	8	-
US Anti-Doping Agency	USADA	-	-	-	8	-	-	-	-	-	-	-	-	8	-
International Olympic Committee	IOC	3	-	-	5	-	-	-	-	-	-	-	-	8	-
Bulgarian Anti-doping Center	BUL-NADO	8	-	-	-	-	-	-	-	-	-	-	-	8	-
Anti-Doping Agency of Serbia	ADAS	8	-	-	-	-	-	-	-	-	-	-	-	8	-
Anti-Doping Organization of New Caledonia	NCL-NADO	8	-	1	-	-	-	-	-	-	-	-	-	8	12.5%
Turkish Anti Doping Commission	TADC	8	-	-	-	-	-	-	-	-	-	-	-	8	-
Cuban National Anti-Doping Agency	CUB-NADO	-	-	-	8	-	-	-	-	-	-	-	-	8	-
United Arab Emirates National Anti-doping Committee	UAE-NADO	4	-	-	3	-	-	-	-	-	-	-	-	7	-
National Anti-Doping Agency Austria GmbH	NADA Austria	-	-	-	6	-	-	-	-	-	1	-	-	7	-
Anti-Doping Singapore	ADS	-	-	-	6	-	-	-	-	-	1	-	-	7	-
Doping Control Agency of Thailand	DCAT	-	-	-	7	-	-	-	-	-	-	-	-	7	-
Netherlands Anti-Doping Authority	ADAN	6	-	-	-	-	-	-	-	-	-	-	-	6	-
Anti-Doping Agency of Kenya	ADAK	-	-	-	6	-	-	-	-	-	-	-	-	6	-
Hungarian Anti-Doping Agency	HUNADO	6	-	-	-	-	-	-	-	-	-	-	-	6	-
Portugal Anti-Doping Agency	ADoP	4	-	-	2	-	-	-	-	-	-	-	-	6	-
French Anti-Doping Agency	AFLD-NADO	6	-	-	-	-	-	-	-	-	-	-	-	6	-
Canadian Centre for Ethics in Sport	CCES	5	-	-	-	-	-	-	-	-	-	-	-	5	-
South American Sports Organization	ODESUR	5	-	-	-	-	-	-	-	-	-	-	-	5	-
Lembaga Anti-Doping Indonesia	LADI	-	-	-	5	-	-	-	-	-	-	-	-	5	-
Peru National Anti-Doping Commission	CONAD PERU	-	-	-	4	-	-	-	-	-	-	-	-	4	-
Chilean National Anti-Doping Commission	CHI-NADO	-	-	-	4	-	-	-	-	-	-	-	-	4	-
Anti-Doping Denmark	ADD	4	-	-	-	-	-	-	-	-	-	-	-	4	-
Africa Zone II & III RADO	AFR-RADO-II-III	-	-	-	4	-	-	-	-	-	-	-	-	4	-
International Committee of Mediterranean Games	ICMG	4	-	-	-	-	-	-	-	-	-	-	-	4	-
Argentina National Anti-Doping Agency	ARG-CNAD	-	-	-	3	-	-	-	-	-	-	-	-	3	-
Nigerian National Anti-Doping Committee	NGR-NADO	2	-	-	1	-	-	-	-	-	-	-	-	3	-
Caribbean RADO	CAR-RADO	-	-	-	3	-	-	-	-	-	-	-	-	3	-
Finnish Center for Integrity in Sports/Finnish Anti-Doping Agency	FINCIS/FINADA	3	-	-	-	-	-	-	-	-	-	-	-	3	-
Oceania RADO	O-RADO	-	-	-	2	-	-	-	-	-	-	-	-	2	-
Africa Zone VI RADO	AFR-RADO-VI	-	-	-	2	-	-	-	-	-	-	-	-	2	-
South Asia RADO	S-ASIA-RADO	-	-	-	2	-	-	-	-	-	-	-	-	2	-
Anti-Doping Commission, Chinese Taipei Olympic Committee	CTADA	1	-	-	1	-	-	-	-	-	-	-	-	2	-
Thailand University Sport Board	THA-UNI	2	-	-	-	-	-	-	-	-	-	-	-	2	-
Luxembourg NADO	ALAD	-	-	-	2	-	-	-	-	-	-	-	-	2	-
Jamaica Anti-Doping Commission	JADCO	-	-	-	1	-	-	-	-	-	1	-	-	2	-
Gulf States and Yemen RADO	GSY-RADO	-	-	-	2	-	-	-	-	-	-	-	-	2	-
South American RADO	RADO-SAM	-	-	-	1	-	-	-	-	-	-	-	-	1	-
Hellenic National Council for Combatting Doping	ESKAN	-	-	-	1	-	-	-	-	-	-	-	-	1	-
		460	-	2	397	-	1	21	-	-	32	-	-	910	

Table 44: ASOIF Sport - Taekwondo

Testing Authority (TA)	ADAMS Code	Urine						Blood						Total Samples	% AAF
		IC Samples	ATF	AAF	OOB Samples	ATF	AAF	IC Samples	ATF	AAF	OOB Samples	ATF	AAF		
World Taekwondo	WT	660	-	3	91	-	-	34	-	-	-	-	-	785	0.4%
CHN-Provincial Sports Bureau in China	CHN-PSB	128	1	-	3	-	-	-	-	-	-	-	-	131	-
Korea Anti-Doping Agency	KADA	49	-	1	54	-	-	-	-	-	-	-	-	103	1.0%
Russian National Anti-Doping Organization	RUSADA	18	-	-	73	-	-	-	-	-	-	-	-	91	-
I.R Iran National Anti-Doping Organization	IRI-NADO	-	-	-	86	-	2	-	-	-	-	-	-	86	2.3%
Azerbaijan National Anti-Doping Agency	AMADA	47	-	7	29	-	-	-	-	-	9	-	-	85	8.2%
China Anti-Doping Agency	CHINADA	28	-	-	48	-	-	-	-	-	9	-	-	85	-
Kazakhstan National Anti-Doping Centre	KAZ-NADO	32	-	2	46	-	-	-	-	-	-	-	-	78	2.6%
Mexican National Anti-Doping Committee	MEX-NADO	-	-	-	69	-	-	-	-	-	-	-	-	69	-
Turkish Anti Doping Commission	TADC	40	-	-	14	-	-	-	-	-	-	-	-	54	-
Chilean National Anti-Doping Commission	CHI-NADO	23	-	-	21	-	-	-	-	-	-	-	-	44	-
Doping Control Agency of Thailand	DCAT	23	-	-	20	-	-	-	-	-	-	-	-	43	-
US Anti-Doping Agency	USADA	16	-	-	18	-	-	-	-	-	2	-	-	36	-
Spain National Anti-Doping Agency	ESP-NADO	8	-	-	15	-	-	1	-	-	12	-	-	36	-
Anti-Doping Norway	ADNO	9	-	-	21	-	-	-	-	-	3	-	-	33	-
Olympic Council of Asia	OCA	20	-	-	8	-	-	-	-	-	5	-	-	33	-
Canadian Centre for Ethics in Sport	CCES	3	-	-	23	-	-	-	-	-	7	-	-	33	-
Polish Anti-Doping Agency	POLADA	7	-	-	21	-	1	-	-	-	2	-	-	30	3.3%
Japan Anti-Doping Agency	JADA	8	-	-	15	-	-	-	-	-	2	-	-	25	-
National Anti Doping Agency -India	IND-NADO	12	-	2	12	-	-	1	-	-	-	-	-	25	8.0%
International Olympic Committee	IOC	13	-	-	9	1	-	3	-	-	-	-	-	25	-
Braslian Authority on Anti-Doping Control	ABCD	14	-	-	4	-	-	5	-	-	-	-	-	23	-
Cuban National Anti-Doping Agency	CUB-NADO	6	-	-	16	-	-	-	-	-	-	-	-	22	-
Anti-Doping Agency of Serbia	ADAS	11	-	-	8	-	-	-	-	-	2	-	-	21	-
UK Anti-Doping	UKAD	-	-	-	16	-	-	-	-	-	4	-	-	20	-
Egyptian National Anti-doping Organization	EGY-NADO	-	-	-	20	-	-	-	-	-	-	-	-	20	-
Australian Sports Anti-Doping Authority	ASADA	4	-	-	13	-	-	-	-	-	-	-	-	17	-
Anti-Doping Commission, Chinese Taipei Olympic Committee	CTADA	9	-	-	8	-	-	-	-	-	-	-	-	17	-
Saudi Arabian Antidoping Committee	KSA-NADO	12	-	-	5	-	-	-	-	-	-	-	-	17	-
Romanian National Anti-Doping Agency	ANAD-Romania	4	-	-	8	-	-	-	-	-	4	-	-	16	-
Belarus National Anti-Doping Agency	BNADA	-	-	-	11	-	-	-	-	-	5	-	-	16	-
Swedish Sports Confederation	RF	10	-	-	5	-	-	-	-	-	1	-	-	16	-
Finnish Center for Integrity in Sports/Finnish Anti-Doping Agency	FINCIS/FINADA	8	-	-	6	-	-	-	-	-	2	-	-	16	-
Central American and Caribbean Sports Organization	OCECABE	13	-	-	-	-	-	1	-	-	-	-	-	14	-
Central American RADO	RADO-CAM	-	-	-	14	-	-	-	-	-	-	-	-	14	-
South American Sports Organization	ODESUR	12	-	-	-	-	-	1	-	-	-	-	-	13	-
Croatian Institute of Public Health	CIPH	6	-	-	5	-	-	-	-	-	2	-	-	13	-
Portugal Anti-Doping Agency	ADoP	8	-	-	3	-	-	-	-	-	-	-	-	11	-
Africa Zone I RADO	AFR-RADO-I	-	-	-	11	-	-	-	-	-	-	-	-	11	-
Italian Ministry of Health Departement	CVD-Italia	11	-	-	-	-	-	-	-	-	-	-	-	11	-
Jordan Anti-doping Organization	JADO	-	-	-	10	-	-	-	-	-	-	-	-	10	-
South East Asia RADO	SE-ASIA-RADO	4	-	-	6	-	-	-	-	-	-	-	-	10	-
West Asia RADO	W-ASIA-RADO	-	-	-	9	-	1	-	-	-	-	-	-	9	11.1%
Central Asia RADO	RADOCA-RADO	-	-	-	9	-	-	-	-	-	-	-	-	9	-
Monaco Anti-Doping Committee	CMA Monaco	6	-	-	-	-	-	2	-	-	-	-	-	8	-
Italian National Anti-Doping Agency	NADO ITALIA	2	-	-	3	-	-	-	-	-	3	-	-	8	-
Peru National Anti-Doping Commission	CONAD PERU	-	-	-	8	-	-	-	-	-	-	-	-	8	-
Anti-Doping Denmark	ADD	6	-	-	2	-	-	-	-	-	-	-	-	8	-
Hellenic National Council for Combatting Doping	ESKAN	6	-	-	2	-	-	-	-	-	-	-	-	8	-
International Committee of Mediterranean Games	ICMG	8	-	-	-	-	-	-	-	-	-	-	-	8	-
Antidoping Switzerland	ADCH	4	-	-	3	-	-	-	-	-	-	-	-	7	-
National Anti-Doping Agency Austria GmbH	NADA Austria	-	-	-	5	-	-	-	-	-	2	-	-	7	-
German National Anti-Doping Agency	NADA	6	-	-	1	-	-	-	-	-	-	-	-	7	-
French Anti-Doping Agency	AFLD-NADO	6	-	-	1	-	-	-	-	-	-	-	-	7	-
Vietnam Anti-Doping & Sports Medicine Agency	VADA	4	-	-	2	-	-	-	-	-	-	-	-	6	-
Anti-Doping department of State Sports Medicine Centre	LAT-NADO	-	-	-	6	-	-	-	-	-	-	-	-	6	-
Bulgarian Anti-doping Center	BUL-NADO	-	-	-	6	-	-	-	-	-	-	-	-	6	-
Anti-Doping Agency of Malaysia	ADAMAS	5	-	-	-	-	-	-	-	-	-	-	-	5	-
Cyprus Anti-Doping Authority	CYADA	5	-	1	-	-	-	-	-	-	-	-	-	5	20.0%
Africa Zone II & III RADO	AFR-RADO-II-III	-	-	-	5	1	-	-	-	-	-	-	-	5	-
International Taekwon-Do Federation	TKD-ITF	4	-	-	-	-	-	-	-	-	-	-	-	4	-
South Asia RADO	S-ASIA-RADO	-	-	-	4	-	-	-	-	-	-	-	-	4	-
Lembaga Anti-Doping Indonesia	LADI	-	-	-	4	-	-	-	-	-	-	-	-	4	-
Netherlands Anti-Doping Authority	ADAN	-	-	-	4	-	-	-	-	-	-	-	-	4	-
Czech Anti-Doping Committee	CADC	4	-	-	-	-	-	-	-	-	-	-	-	4	-
Sport Ireland	SI	-	-	-	2	-	-	-	-	-	1	-	-	3	-
Hong Kong Anti-Doping Committee	HKG-ADC	-	-	-	2	-	-	-	-	-	-	-	-	2	-
United Arab Emirates National Anti-doping Committee	UAE-NADO	-	-	-	2	-	-	-	-	-	-	-	-	2	-
Caribbean RADO	CAR-RADO	-	-	-	2	-	-	-	-	-	-	-	-	2	-

2018 Anti-Doping Testing Figures
Samples Analyzed and Reported by Accredited Laboratories in ADAMS

Table 44: ASOIF Sport - Taekwondo - continued

Testing Authority (TA)	ADAMS Code	Urine						Blood						Total Samples	% AAF
		IC			OOC			IC			OOC				
		Samples	ATF	AAF	Samples	ATF	AAF	Samples	ATF	AAF	Samples	ATF	AAF		
Jamaica Anti-Doping Commission	JADCO	-	-	-	2	-	-	-	-	-	-	-	-	2	-
Nigerian National Anti-Doping Committee	NGR-NADO	2	-	-	-	-	-	-	-	-	-	-	-	2	-
Ecuador NADO	ECU-NADO	2	-	-	-	-	-	-	-	-	-	-	-	2	-
Oceania RADO	O-RADO	-	-	-	2	-	-	-	-	-	-	-	-	2	-
Brunei Darussalam Anti-Doping Committee	BDADC BRUNEI	-	-	-	2	-	-	-	-	-	-	-	-	2	-
World Anti-Doping Agency	WADA-AMA	-	-	-	1	-	-	-	-	-	-	-	-	1	-
Gulf States and Yemen RADO	GSY-RADO	-	-	-	1	-	-	-	-	-	-	-	-	1	-
Africa Zone VI RADO	AFR-RADO-VI	-	-	-	1	-	-	-	-	-	-	-	-	1	-
Thailand University Sport Board	THA-UNI	1	-	-	-	-	-	-	-	-	-	-	-	1	-
Slovenian Antidoping Organization	SLOADO	-	-	-	1	-	-	-	-	-	-	-	-	1	-
National Anti-doping Center of Ukraine	NADC Ukraine	-	-	-	1	-	-	-	-	-	-	-	-	1	-
		1347	1	16	958	2	4	48	-	-	77	-	-	2430	

Table 45: ASOIF Sport - Tennis

Testing Authority (TA)	ADAMS Code	Urine						Blood						Total Samples	% AAF
		IC Samples	ATF	AAF	OOB Samples	ATF	AAF	IC Samples	ATF	AAF	OOB Samples	ATF	AAF		
International Tennis Federation	ITF	3568	-	30	1010	-	6	92	-	-	810	1	-	5480	0.7%
German National Anti-Doping Agency	NADA	53	-	-	54	-	-	8	-	-	29	-	-	144	-
French Anti-Doping Agency	AFLD-NADO	54	1	-	61	1	-	-	-	-	12	-	-	127	-
Antidoping Switzerland	ADCH	45	-	-	58	-	-	-	-	-	10	-	-	113	-
Japan Anti-Doping Agency	JADA	50	-	-	19	-	-	-	-	-	-	-	-	69	-
Spain National Anti-Doping Agency	ESP-NADO	46	-	-	3	-	-	12	-	-	1	-	-	62	-
US Anti-Doping Agency	USADA	-	-	-	54	-	3	-	-	-	2	-	-	56	5.4%
China Anti-Doping Agency	CHINADA	13	-	-	28	-	-	1	-	-	2	-	-	44	-
Korea Anti-Doping Agency	KADA	27	-	-	17	-	-	-	-	-	-	-	-	44	-
Mexican National Anti-Doping Committee	MEX-NADO	20	-	-	15	-	-	-	-	-	-	-	-	35	-
National Anti Doping Agency -India	IND-NADO	29	-	1	5	-	-	-	-	-	-	-	-	34	2.9%
Czech Anti-Doping Committee	CADC	16	-	-	8	-	-	-	-	-	1	-	-	25	-
Turkish Anti Doping Commission	TADC	12	-	-	8	-	-	-	-	-	-	-	-	20	-
French Community of Belgium NADO	BEL-CFWB	16	-	-	-	-	-	3	-	-	-	-	-	19	-
National Anti-Doping Agency Austria GmbH	NADA Austria	-	-	-	16	-	-	-	-	-	3	-	-	19	-
Polish Anti-Doping Agency	POLADA	18	-	-	-	-	-	-	-	-	-	-	-	18	-
Olympic Council of Asia	OCA	11	-	-	6	-	-	-	-	-	-	-	-	17	-
Doping Control Agency of Thailand	DCAT	2	-	-	14	-	-	-	-	-	-	-	-	16	-
CHN-Provincial Sports Bureau in China	CHN-PSB	15	-	-	-	-	-	-	-	-	-	-	-	15	-
Anti-Doping Agency of Serbia	ADAS	10	-	-	4	-	-	-	-	-	1	-	-	15	-
NADO Flanders	NADOF	15	-	-	-	-	-	-	-	-	-	-	-	15	-
Hungarian Anti-Doping Agency	HUNADO	6	-	-	6	-	-	-	-	-	2	-	-	14	-
Swedish Sports Confederation	RF	12	-	-	-	-	-	1	-	-	-	-	-	13	-
Portugal Anti-Doping Agency	AdoP	12	-	-	-	-	-	-	-	-	-	-	-	12	-
Finnish Center for Integrity in Sports/Finnish Anti-Doping Agency	FINCIS/FINADA	6	-	-	5	-	-	-	-	-	1	-	-	12	-
UK Anti-Doping	UKAD	-	-	-	10	-	-	-	-	-	1	-	-	11	-
Russian National Anti-Doping Organization	RUSADA	8	-	-	3	-	-	-	-	-	-	-	-	11	-
Azerbaijan National Anti-Doping Agency	AMADA	6	-	-	2	-	-	3	-	-	-	-	-	11	-
International Olympic Committee	IOC	6	-	-	5	-	-	-	-	-	-	-	-	11	-
Belarus National Anti-Doping Agency	BNADA	4	-	-	4	-	-	2	-	-	-	-	-	10	-
Italian National Anti-Doping Agency	NADO ITALIA	-	-	-	7	-	-	-	-	-	2	-	-	9	-
Australian Sports Anti-Doping Authority	ASADA	8	-	-	1	-	-	-	-	-	-	-	-	9	-
Anti-Doping Denmark	ADD	4	-	-	2	-	-	-	-	-	2	-	-	8	-
Romanian National Anti-Doping Agency	ANAD-Romania	-	-	-	8	-	-	-	-	-	-	-	-	8	-
Africa Zone VI RADO	AFR-RADO-VI	6	-	-	1	-	-	-	-	-	-	-	-	7	-
Kazakhstan National Anti-Doping Centre	KAZ-NADO	-	-	-	7	-	-	-	-	-	-	-	-	7	-
Bulgarian Anti-doping Center	BUL-NADO	4	-	-	3	-	-	-	-	-	-	-	-	7	-
South American Sports Organization	ODESUR	6	-	-	-	-	-	-	-	-	-	-	-	6	-
Estonian Anti-Doping Agency	EADA	3	-	-	3	-	-	-	-	-	-	-	-	6	-
Oceania RADO	O-RADO	-	-	-	6	-	-	-	-	-	-	-	-	6	-
Anti-Doping Norway	ADNO	2	-	-	3	-	-	-	-	-	1	-	-	6	-
World Anti-Doping Agency	WADA-AMA	2	-	-	3	-	-	-	-	-	-	-	-	5	-
Italian Ministry of Health Departement	CVD-Italia	4	-	-	-	-	-	-	-	-	-	-	-	4	-
Drug Free Sport New Zealand	DFSNZ	4	-	-	-	-	-	-	-	-	-	-	-	4	-
National Anti-Doping Commission of Macedonia	MKD-NADO	4	-	-	-	-	-	-	-	-	-	-	-	4	-
International Committee of Mediterranean Games	ICMG	4	-	-	-	-	-	-	-	-	-	-	-	4	-
Slovak Anti-Doping Agency	SADA	-	-	-	3	-	-	-	-	-	1	-	-	4	-
Central American and Caribbean Sports Organization	OCECABE	4	-	-	-	-	-	-	-	-	-	-	-	4	-
Bahamas Anti-Doping Commission	BADC	-	-	-	4	-	-	-	-	-	-	-	-	4	-
Colombian NADO	COL-NADO	4	-	-	-	-	-	-	-	-	-	-	-	4	-
Sri Lanka Anti Doping Agency	SRI-NADO	-	-	-	3	-	-	-	-	-	-	-	-	3	-
Luxembourg NADO	ALAD	-	-	-	2	-	-	-	-	-	1	-	-	3	-
Argentina National Anti-Doping Agency	ARG-CNAD	-	-	-	3	-	-	-	-	-	-	-	-	3	-
Anti-Doping department of State Sports Medicine Centre	LAT-NADO	-	-	-	3	-	-	-	-	-	-	-	-	3	-
Monaco Anti-Doping Committee	CMA Monaco	-	-	-	2	-	-	-	-	-	1	-	-	3	-
Hong Kong Anti-Doping Committee	HKG-ADC	-	-	-	3	-	-	-	-	-	-	-	-	3	-
Anti-Doping Paraguay	PAR-NADO	-	-	-	2	-	-	-	-	-	-	-	-	2	-
Anti-Doping Commission, Chinese Taipei Olympic Committee	CTADA	2	-	-	-	-	-	-	-	-	-	-	-	2	-
Nigerian National Anti-Doping Committee	NGR-NADO	2	-	-	-	-	-	-	-	-	-	-	-	2	-
Cyprus Anti-Doping Authority	CYADA	2	-	-	-	-	-	-	-	-	-	-	-	2	-
Qatar Antidoping Commission	QADC	-	-	-	1	-	-	-	-	-	-	-	-	1	-
National Anti-doping Center of Ukraine	NADC Ukraine	-	-	-	1	-	-	-	-	-	-	-	-	1	-
Caribbean RADO	CAR-RADO	-	-	-	1	-	-	-	-	-	-	-	-	1	-
Gulf States and Yemen RADO	GSY-RADO	-	-	-	1	-	-	-	-	-	-	-	-	1	-
Canadian Centre for Ethics in Sport	CCES	-	-	-	1	-	-	-	-	-	-	-	-	1	-
Netherlands Anti-Doping Authority	ADAN	-	-	-	1	-	-	-	-	-	-	-	-	1	-
South American RADO	RADO-SAM	-	-	-	1	-	-	-	-	-	-	-	-	1	-
South Asia RADO	S-ASIA-RADO	-	-	-	1	-	-	-	-	-	-	-	-	1	-
Nepal Olympic committee	NEP-NADO	-	-	-	1	-	-	-	-	-	-	-	-	1	-
TOTAL		4145	1	31	1493	1	9	122	-	-	883	1	-	6643	

Table 46: ASOIF Sport - Triathlon

Testing Authority (TA)	ADAMS Code	Urine						Blood						Total Samples	% AAF
		IC			OOC			IC			OOC				
		Samples	ATF	AAF	Samples	ATF	AAF	Samples	ATF	AAF	Samples	ATF	AAF		
International Triathlon Union	ITU	808	-	11	80	1	-	46	-	-	52	-	-	986	1.1%
German National Anti-Doping Agency	NADA	111	-	-	261	-	-	36	-	-	49	-	-	457	-
French Anti-Doping Agency	AFLD-NADO	217	-	10	68	-	1	3	-	-	2	-	-	290	3.8%
Italian National Anti-Doping Agency	NADO ITALIA	95	-	5	22	-	1	58	-	-	18	-	-	193	3.1%
Spain National Anti-Doping Agency	ESP-NADO	113	-	1	58	-	-	5	-	-	12	-	-	188	0.5%
China Anti-Doping Agency	CHINADA	29	-	3	92	-	-	3	-	-	47	-	-	171	1.8%
Anti-Doping Denmark	ADD	42	-	1	92	-	-	-	-	-	16	-	-	150	0.7%
US Anti-Doping Agency	USADA	53	-	2	84	-	-	-	-	-	8	-	-	145	1.4%
Australian Sports Anti-Doping Authority	ASADA	48	-	-	64	-	-	3	-	-	10	-	-	125	-
German Triathlon Union	GER-TR	100	-	-	-	-	-	-	-	-	-	-	-	100	-
UK Anti-Doping	UKAD	-	-	-	83	-	-	-	-	-	13	-	-	96	-
National Anti-Doping Agency Austria GmbH	NADA Austria	36	-	-	46	-	-	-	-	-	7	-	-	89	-
NADO Flanders	NADOF	36	-	-	52	-	-	-	-	-	-	-	-	88	-
Netherlands Anti-Doping Authority	ADAN	34	-	-	23	-	-	-	-	-	8	-	-	65	-
Braslian Authority on Anti-Doping Control	ABCD	51	1	1	1	-	-	6	-	-	6	-	-	64	1.6%
Canadian Centre for Ethics in Sport	CCES	13	-	1	39	-	1	-	-	-	11	-	-	63	3.2%
Anti-Doping Norway	ADNO	34	-	-	24	-	-	-	-	-	3	-	-	61	-
French Community of Belgium NADO	BEL-CFWB	38	-	-	11	-	-	7	-	-	3	-	-	59	-
Drug Free Sport New Zealand	DFSNZ	21	-	-	26	-	-	-	-	-	-	-	-	47	-
Czech Anti-Doping Committee	CADC	31	-	-	7	-	-	-	-	-	2	-	-	40	-
Korea Anti-Doping Agency	KADA	20	-	-	18	-	-	-	-	-	1	-	-	39	-
Finnish Center for Integrity in Sports/Finnish Anti-Doping Agency	FINCIS/FINADA	16	-	-	13	-	-	3	-	-	5	-	-	37	-
Portugal Anti-Doping Agency	ADoP	29	-	-	7	-	-	-	-	-	-	-	-	36	-
Antidoping Switzerland	ADCH	-	-	-	25	-	-	-	-	-	10	-	-	35	-
Hungarian Anti-Doping Agency	HUNADO	24	-	-	9	-	-	-	-	-	2	-	-	35	-
Polish Anti-Doping Agency	POLADA	25	-	1	5	-	-	-	-	-	4	-	-	34	2.9%
Commonwealth Games Federation	CGF	20	-	-	10	-	-	-	-	-	3	-	-	33	-
Japan Anti-Doping Agency	JADA	12	-	-	21	-	-	-	-	-	-	-	-	33	-
Olympic Council of Asia	OCA	13	-	-	11	-	1	-	-	-	5	-	-	29	3.4%
Mexican National Anti-Doping Committee	MEX-NADO	19	-	1	8	-	-	-	-	-	-	-	-	27	3.7%
Swedish Sports Confederation	RF	12	-	-	12	-	-	-	-	-	1	-	-	25	-
Colombian NADO	COL-NADO	18	-	-	3	-	-	3	-	-	-	-	-	24	-
South African Institute for Drug-Free Sport	SAIDS	8	-	-	15	-	-	-	-	-	-	-	-	23	-
Russian National Anti-Doping Organization	RUSADA	6	-	-	17	-	-	-	-	-	-	-	-	23	-
Sport Ireland	SI	8	-	-	9	-	-	-	-	-	5	-	-	22	-
Basque Anti-Doping Agency	ESP-Vasco	21	-	-	-	-	-	-	-	-	-	-	-	21	-
International Olympic Committee	IOC	5	-	-	8	-	-	-	-	-	6	-	-	19	-
Turkish Anti Doping Commission	TADC	12	-	-	6	-	-	-	-	-	-	-	-	18	-
Chilean National Anti-Doping Commission	CHI-NADO	18	-	1	-	-	-	-	-	-	-	-	-	18	5.6%
Azerbaijan National Anti-Doping Agency	AMADA	-	-	-	11	-	-	-	-	-	3	-	-	14	-
CHN-National Federations in China	CHN-NF	12	-	-	-	-	-	-	-	-	-	-	-	12	-
Cuban National Anti-Doping Agency	CUB-NADO	3	-	-	9	-	-	-	-	-	-	-	-	12	-
Bermuda Sport Anti-Doping Authority	BSADA	4	-	-	6	-	-	-	-	-	1	-	-	11	-
CHN-Provincial Sports Bureau in China	CHN-PSB	9	-	-	1	-	-	-	-	-	-	-	-	10	-
Slovak Anti-Doping Agency	SADA	5	-	-	3	-	-	-	-	-	1	-	-	9	-
Africa Zone I RADO	AFR-RADO-I	8	-	-	1	-	-	-	-	-	-	-	-	9	-
South American Sports Organization	ODESUR	9	-	-	-	-	-	-	-	-	-	-	-	9	-
Luxembourg NADO	ALAD	3	-	-	3	-	-	-	-	-	3	-	-	9	-
European Triathlon Union	ETU	8	-	-	-	-	-	-	-	-	-	-	-	8	-
Hong Kong Anti-Doping Committee	HKG-ADC	-	-	-	6	-	-	-	-	-	1	-	-	7	-
Romanian National Anti-Doping Agency	ANAD-Romania	2	-	-	5	-	-	-	-	-	-	-	-	7	-
Estonian Anti-Doping Agency	EADA	-	-	-	5	-	-	-	-	-	2	-	-	7	-
NADO-DG Eupen - Belgium	NADO-DG Eupen	6	-	-	-	-	-	-	-	-	-	-	-	6	-
European Police Sport Union	USPE	6	-	-	-	-	-	-	-	-	-	-	-	6	-
Doping Control Agency of Thailand	DCAT	-	-	-	6	-	-	-	-	-	-	-	-	6	-
Jordan Anti-doping Organization	JADO	6	-	-	-	-	-	-	-	-	-	-	-	6	-
Anti-Doping department of State Sports Medicine Centre	LAT-NADO	6	-	-	-	-	-	-	-	-	-	-	-	6	-
International Military Sports Council	CISM	6	-	-	-	-	-	-	-	-	-	-	-	6	-
Anti-Doping Singapore	ADS	-	-	-	6	-	-	-	-	-	-	-	-	6	-
Federacion Dominicana de Medicina del Deporte	FEDOMEDE	6	-	-	-	-	-	-	-	-	-	-	-	6	-
Anti-Doping Agency of Serbia	ADAS	-	-	-	5	-	-	-	-	-	-	-	-	5	-
International Ultratriathlon Association	IUTA	5	-	-	-	-	-	-	-	-	-	-	-	5	-
Uruguay Anti-Doping	URU-NADO	4	-	-	-	-	-	-	-	-	-	-	-	4	-
Anti-Doping Commission of Malta	MLT-NADO	-	-	-	4	-	-	-	-	-	-	-	-	4	-
International Committee of Mediterranean Games	ICMG	4	-	-	-	-	-	-	-	-	-	-	-	4	-
Anti-Doping Agency of Malaysia	ADAMAS	-	-	-	4	-	-	-	-	-	-	-	-	4	-
Anti-Doping Organization of New Caledonia	NCL-NADO	4	-	-	-	-	-	-	-	-	-	-	-	4	-
Cyprus Anti-Doping Authority	CYADA	4	-	-	-	-	-	-	-	-	-	-	-	4	-
Kazakhstan National Anti-Doping Centre	KAZ-NADO	-	-	-	3	-	-	-	-	-	-	-	-	3	-

2018 Anti-Doping Testing Figures
Samples Analyzed and Reported by Accredited Laboratories in ADAMS

Table 46: ASOIF Sport - Triathlon - continued

Testing Authority (TA)	ADAMS Code	Urine						Blood						Total Samples	% AAF
		IC			OOC			IC			OOC				
		Samples	ATF	AAF	Samples	ATF	AAF	Samples	ATF	AAF	Samples	ATF	AAF		
International University Sport Federation	FISU	3	-	-	-	-	-	-	-	-	-	-	-	3	-
South East Asia RADO	SE-ASIA-RADO	-	-	-	3	-	-	-	-	-	-	-	-	3	-
Bahamas Anti-Doping Commission	BADC	-	-	-	3	-	-	-	-	-	-	-	-	3	-
Central American RADO	RADO-CAM	-	-	-	3	-	-	-	-	-	-	-	-	3	-
Algerian National Anti-Doping Organization	ALG-NADO	2	-	-	-	-	-	-	-	-	-	-	-	2	-
Anti-Doping Commission, Chinese Taipei Olympic Committee	CTADA	-	-	-	2	-	-	-	-	-	-	-	-	2	-
Anti-Doping Agency of Kenya	ADAK	-	-	-	2	-	-	-	-	-	-	-	-	2	-
Israeli NADO	ISR-NADO	-	-	-	2	-	-	-	-	-	-	-	-	2	-
Argentina National Anti-Doping Agency	ARG-CNAD	-	-	-	2	-	-	-	-	-	-	-	-	2	-
Slovenian Antidoping Organization	SLOADO	-	-	-	2	-	-	-	-	-	-	-	-	2	-
Nepal Olympic committee	NEP-NADO	-	-	-	1	-	-	-	-	-	-	-	-	1	-
National Anti-Doping Commission of Barbados	NADC	-	-	-	1	-	-	-	-	-	-	-	-	1	-
Common Community Commission (Brussels)	COCOM	-	-	-	1	-	-	-	-	-	-	-	-	1	-
		2321	1	38	1430	1	4	173	-	-	320	-	-	4244	

Table 47: ASOIF Sport - Volleyball

Testing Authority (TA)	ADAMS Code	Urine						Blood						Total Samples	% AAF
		IC		OOB		IC		OOB							
		Samples	ATF	AAF	Samples	ATF	AAF	Samples	ATF	AAF	Samples	ATF	AAF		
International Volleyball Federation	FIVB	433	-	-	110	-	-	88	-	-	103	-	-	734	-
Italian National Anti-Doping Agency	NADO ITALIA	166	-	2	64	-	-	-	-	-	17	-	-	247	0.8%
German National Anti-Doping Agency	NADA	93	-	-	92	-	-	8	-	-	12	-	-	205	-
Japan Anti-Doping Agency	JADA	102	-	-	79	-	-	-	-	-	-	-	-	181	-
China Anti-Doping Agency	CHINADA	69	-	-	69	1	1	10	-	-	5	1	-	153	0.7%
Polish Anti-Doping Agency	POLADA	95	-	2	35	-	-	-	-	-	7	-	-	137	1.5%
NADO Flanders	NADOF	34	-	-	78	-	-	-	-	-	3	-	-	115	-
Finnish Center for Integrity in Sports/Finnish Anti-Doping Agency	FINCIS/FINADA	50	-	-	54	-	-	2	-	-	4	-	-	110	-
Brasilian Authority on Anti-Doping Control	ABCD	69	-	-	26	-	-	-	-	-	5	-	-	100	-
US Anti-Doping Agency	USADA	8	-	-	82	-	-	-	-	-	4	-	-	94	-
Anti-Doping Agency of Kenya	ADAK	35	1	-	42	-	1	-	-	-	-	-	-	77	1.3%
Saudi Arabian Antidoping Committee	KSA-NADO	68	-	4	4	-	-	-	-	-	-	-	-	72	5.6%
European Volleyball Confederation	EUR-VB	67	-	-	-	-	-	5	-	-	-	-	-	72	-
Russian National Anti-Doping Organization	RUSADA	48	-	1	23	-	-	-	-	-	-	-	-	71	1.4%
National Anti Doping Agency -India	IND-NADO	23	-	3	47	-	4	-	-	-	-	-	-	70	10.0%
Central America and Caribbean Volleyball Confederation	NORCECA	67	-	1	-	-	-	-	-	-	-	-	-	67	1.5%
Korea Anti-Doping Agency	KADA	38	-	-	29	-	-	-	-	-	-	-	-	67	-
French Anti-Doping Agency	AFLD-NADO	16	-	1	45	-	-	-	-	-	5	-	-	66	1.5%
Anti-Doping Norway	ADNO	46	-	2	17	-	-	-	-	-	3	-	-	66	3.0%
National Anti-Doping Agency Austria GmbH	NADA Austria	-	-	-	57	-	-	-	-	-	6	-	-	63	-
Turkish Anti Doping Commission	TADC	57	-	-	2	-	-	-	-	-	-	-	-	59	-
Olympic Council of Asia	OCA	51	-	-	6	-	-	-	-	-	1	-	-	58	-
Cuban National Anti-Doping Agency	CUB-NADO	6	-	-	49	-	-	-	-	-	-	-	-	55	-
I.R Iran National Anti-Doping Organization	IRI-NADO	53	-	4	-	-	-	-	-	-	-	-	-	53	7.5%
Romanian National Anti-Doping Agency	ANAD-Romania	16	-	-	32	-	-	-	-	-	4	-	-	52	-
French Community of Belgium NADO	BEL-CFWB	36	-	-	12	-	-	2	-	-	1	-	-	51	-
Hellenic National Council for Combatting Doping	ESKAN	50	-	1	-	-	-	-	-	-	-	-	-	50	2.0%
Bulgarian Anti-doping Center	BUL-NADO	28	-	-	20	-	-	2	-	-	-	-	-	50	-
Egyptian National Anti-doping Organization	EGY-NADO	-	-	-	45	-	-	-	-	-	-	-	-	45	-
Czech Anti-Doping Committee	CADC	36	-	-	8	-	-	-	-	-	-	-	-	44	-
Italian Ministry of Health Departement	CVD-Italia	44	-	1	-	-	-	-	-	-	-	-	-	44	2.3%
Netherlands Anti-Doping Authority	ADAN	36	-	2	6	-	-	-	-	-	-	-	-	42	4.8%
Australian Sports Anti-Doping Authority	ASADA	20	-	-	12	-	-	2	-	-	6	-	-	40	-
Antidoping Switzerland	ADCH	20	-	-	14	-	-	-	-	-	5	-	-	39	-
Doping Control Agency of Thailand	DCAT	2	-	-	35	-	-	-	-	-	-	-	-	37	-
Mexican National Anti-Doping Committee	MEX-NADO	-	-	-	34	-	-	-	-	-	-	-	-	34	-
Hungarian Anti-Doping Agency	HUNADO	22	-	-	9	-	-	-	-	-	-	-	-	31	-
Anti-Doping department of State Sports Medicine Centre	LAT-NADO	16	-	-	13	-	-	1	-	-	1	-	-	31	-
Croatian Institute of Public Health	CIPH	16	-	1	12	-	-	-	-	-	2	-	-	30	3.3%
Swedish Sports Confederation	RF	12	-	-	15	-	1	-	-	-	2	-	-	29	3.4%
Canadian Centre for Ethics in Sport	CCES	8	-	-	17	-	-	-	-	-	3	-	-	28	-
Anti-Doping Agency of Serbia	ADAS	26	-	-	-	-	-	1	-	-	-	-	-	27	-
Slovenian Antidoping Organization	SLOADO	16	-	-	10	-	-	-	-	-	-	-	-	26	-
Qatar Antidoping Commission	QADC	26	-	-	-	-	-	-	-	-	-	-	-	26	-
Central American and Caribbean Sports Organization	OCECABE	24	-	-	-	-	-	1	-	-	-	-	-	25	-
Anti-Doping Commission, Chinese Taipei Olympic Committee	CTADA	8	-	-	15	-	-	-	-	-	-	-	-	23	-
CHN-Provincial Sports Bureau in China	CHN-PSB	22	-	-	-	-	-	1	-	-	-	-	-	23	-
Azerbaijan National Anti-Doping Agency	AMADA	13	-	2	8	-	-	-	-	-	2	-	-	23	8.7%
Kazakhstan National Anti-Doping Centre	KAZ-NADO	-	-	-	23	-	-	-	-	-	-	-	-	23	-
Asian Volleyball Confederation	AVC-VB	22	-	-	-	-	-	-	-	-	-	-	-	22	-
Anti-Doping Paraguay	PAR-NADO	16	-	-	5	-	-	-	-	-	-	-	-	21	-
Agency for Anti-Doping Control of Bosnia and Herzegovina	BIH-NADO	6	-	-	8	-	-	-	-	-	2	-	-	16	-
Spain National Anti-Doping Agency	ESP-NADO	14	-	-	-	-	-	1	-	-	-	-	-	15	-
Peru National Anti-Doping Commission	CONAD PERU	12	-	-	2	-	-	-	-	-	-	-	-	14	-
South American Sports Organization	ODESUR	13	-	-	-	-	-	-	-	-	-	-	-	13	-
Estonian Anti-Doping Agency	EADA	8	-	-	4	-	1	-	-	-	-	-	-	12	8.3%
Chilean National Anti-Doping Commission	CHI-NADO	-	-	-	12	-	-	-	-	-	-	-	-	12	-
Cyprus Anti-Doping Authority	CYADA	12	-	-	-	-	-	-	-	-	-	-	-	12	-
Belarus National Anti-Doping Agency	BNADA	-	-	-	10	-	-	-	-	-	1	-	-	11	-
International Olympic Committee	IOC	2	-	-	9	-	-	-	-	-	-	-	-	11	-
Commonwealth Games Federation	CGF	10	-	-	-	-	-	-	-	-	-	-	-	10	-
Luxembourg NADO	ALAD	4	-	-	6	-	-	-	-	-	-	-	-	10	-
Oceania RADO	O-RADO	2	-	-	8	-	-	-	-	-	-	-	-	10	-
Slovak Anti-Doping Agency	SADA	8	-	-	-	-	-	1	-	-	-	-	-	9	-
Africa Zone VI RADO	AFR-RADO-VI	7	-	-	2	-	-	-	-	-	-	-	-	9	-
International Committee of Mediterranean Games	ICMG	8	-	-	-	-	-	-	-	-	-	-	-	8	-
Drug Free Sport New Zealand	DFSNZ	4	-	-	4	-	-	-	-	-	-	-	-	8	-
Portugal Anti-Doping Agency	ADoP	8	-	-	-	-	-	-	-	-	-	-	-	8	-
Nigerian National Anti-Doping Committee	NGR-NADO	4	-	-	4	-	-	-	-	-	-	-	-	8	-

2018 Anti-Doping Testing Figures
Samples Analyzed and Reported by Accredited Laboratories in ADAMS

Table 47: ASOIF Sport - Volleyball - continued

Testing Authority (TA)	ADAMS Code	Urine						Blood						Total Samples	% AAF
		IC			OOC			IC			OOC				
		Samples	ATF	AAF	Samples	ATF	AAF	Samples	ATF	AAF	Samples	ATF	AAF		
International University Sport Federation	FISU	8	-	-	-	-	-	-	-	-	-	-	-	8	-
Monaco Anti-Doping Committee	CMA Monaco	-	-	-	5	-	-	-	-	-	1	-	-	6	-
Lembaga Anti-Doping Indonesia	LADI	2	-	-	4	-	-	-	-	-	-	-	-	6	-
West Asia RADO	W-ASIA-RADO	-	-	-	6	-	-	-	-	-	-	-	-	6	-
Hong Kong Anti-Doping Committee	HKG-ADC	-	-	-	6	-	-	-	-	-	-	-	-	6	-
Central American RADO	RADO-CAM	-	-	-	5	-	-	-	-	-	-	-	-	5	-
Africa Zone V RADO	AFR-RADO-V	-	-	-	5	-	-	-	-	-	-	-	-	5	-
National Olympic and Sports Association of Iceland	ISL-NADO	-	-	-	4	-	-	-	-	-	-	-	-	4	-
United Arab Emirates National Anti-doping Committee	UAE-NADO	4	-	-	-	-	-	-	-	-	-	-	-	4	-
Anti-Doping Commission of Malta	MLT-NADO	4	-	1	-	-	-	-	-	-	-	-	-	4	25.0%
Africa Zone II & III RADO	AFR-RADO-II-III	-	-	-	4	-	-	-	-	-	-	-	-	4	-
Algerian National Anti-Doping Organization	ALG-NADO	4	-	-	-	-	-	-	-	-	-	-	-	4	-
Argentina National Anti-Doping Agency	ARG-CNAD	2	-	-	2	-	-	-	-	-	-	-	-	4	-
Costa Rica NADO	CRC-NADO	3	-	-	-	-	-	-	-	-	-	-	-	3	-
South Asia RADO	S-ASIA-RADO	-	-	-	3	-	-	-	-	-	-	-	-	3	-
Uruguay Anti-Doping	URU-NADO	-	-	-	2	-	-	-	-	-	-	-	-	2	-
Thailand University Sport Board	THA-UNI	2	-	-	-	-	-	-	-	-	-	-	-	2	-
Caribbean RADO	CAR-RADO	-	-	-	1	-	-	-	-	-	-	-	-	1	-
Phuket Asian Beach Games Organizing Committee	PABGOC	1	-	-	-	-	-	-	-	-	-	-	-	1	-
Gulf States and Yemen RADO	GSY-RADO	-	-	-	1	-	-	-	-	-	-	-	-	1	-
South American RADO	RADO-SAM	-	-	-	1	-	-	-	-	-	-	-	-	1	-
		2381	1	28	1473	1	8	125	-	-	205	1	-	4184	

Table 48: ASOIF Sport - Weightlifting

Testing Authority (TA)	ADAMS Code	Urine						Blood						Total Samples	% AAF
		IC			OOC			IC			OOC				
		Samples	ATF	AAF	Samples	ATF	AAF	Samples	ATF	AAF	Samples	ATF	AAF		
International Weightlifting Federation	IWF	1136	1	18	1473	-	27	407	-	-	222	-	-	3238	1.4%
China Anti-Doping Agency	CHINADA	167	1	2	1029	2	-	13	-	-	374	1	-	1583	0.1%
US Anti-Doping Agency	USADA	330	1	17	288	-	4	62	-	-	78	-	-	758	2.8%
CHN-Provincial Sports Bureau in China	CHN-PSB	497	-	1	213	-	-	-	-	-	-	-	-	710	0.1%
Russian National Anti-Doping Organization	RUSADA	151	1	8	385	1	5	-	-	-	-	-	-	536	2.4%
German National Anti-Doping Agency	NADA	139	-	5	235	-	-	61	-	-	72	-	-	507	1.0%
Kazakhstan National Anti-Doping Centre	KAZ-NADO	233	1	3	214	-	1	-	-	-	-	-	-	447	0.9%
National Anti Doping Agency -India	IND-NADO	297	-	20	91	-	1	4	-	-	34	-	-	426	4.9%
Polish Anti-Doping Agency	POLADA	111	-	4	173	2	1	-	-	-	88	-	-	372	1.3%
Turkish Anti Doping Commission	TADC	173	-	1	136	-	2	-	-	-	2	-	-	311	1.0%
National Anti-doping Center of Ukraine	NADC Ukraine	91	-	3	133	-	2	10	-	-	70	-	-	304	1.6%
French Anti-Doping Agency	AFLD-NADO	157	-	1	71	-	-	9	-	-	20	-	-	257	0.4%
Doping Control Agency of Thailand	DCAT	151	-	-	81	-	16	-	-	-	-	-	-	232	6.9%
Anti-Doping Agency of Malaysia	ADAMAS	25	-	3	205	-	2	-	-	-	-	-	-	230	2.2%
Mexican National Anti-Doping Committee	MEX-NADO	68	-	5	97	-	1	-	-	-	-	-	-	165	3.6%
Australian Sports Anti-Doping Authority	ASADA	37	-	1	74	-	1	-	-	-	48	-	-	159	1.3%
Spain National Anti-Doping Agency	ESP-NADO	54	-	3	53	-	-	17	-	-	26	-	-	150	2.0%
Japan Anti-Doping Agency	JADA	57	-	-	67	-	-	-	-	-	17	-	-	141	-
Belarus National Anti-Doping Agency	BNADA	43	-	3	55	-	-	-	-	-	42	-	-	140	2.1%
Canadian Centre for Ethics in Sport	CCES	23	-	-	75	-	1	16	-	-	18	-	-	132	0.8%
Egyptian National Anti-doping Organization	EGY-NADO	-	-	-	121	-	-	-	-	-	2	-	-	123	-
I.R Iran National Anti-Doping Organization	IRI-NADO	18	-	5	103	-	2	-	-	-	-	-	-	121	5.8%
Italian National Anti-Doping Agency	NADO ITALIA	30	-	-	40	-	-	17	-	-	24	-	-	111	-
UK Anti-Doping	UKAD	23	-	-	56	-	-	-	-	-	31	-	-	110	-
Anti-Doping Commission, Chinese Taipei Olympic Committee	CTADA	34	-	-	69	-	-	-	-	-	-	-	-	103	-
Korea Anti-Doping Agency	KADA	48	-	1	39	-	2	3	-	-	3	-	-	93	3.2%
Anti-Doping Norway	ADNO	22	-	-	50	-	-	1	-	-	14	-	-	87	-
Swedish Sports Confederation	RF	38	-	-	40	-	-	-	-	-	8	-	-	86	-
Anti-Doping Denmark	ADD	28	-	1	43	-	1	-	-	-	8	-	-	79	2.5%
International Committee of Mediterranean Games	ICMG	49	-	-	-	-	-	25	-	-	-	-	-	74	-
Finnish Center for Integrity in Sports/Finnish Anti-Doping Agency	FINCIS/FINADA	24	-	1	31	-	-	5	-	-	12	-	-	72	1.4%
Commonwealth Games Federation	CGF	26	-	-	22	-	-	8	-	-	10	-	-	66	-
Azerbaijan National Anti-Doping Agency	AMADA	19	-	1	28	-	-	-	-	-	18	-	-	65	1.5%
Olympic Council of Asia	OCA	39	-	-	18	-	-	-	-	-	6	-	-	63	-
Romanian National Anti-Doping Agency	ANAD-Romania	21	-	-	42	1	-	-	-	-	-	-	-	63	-
Hellenic National Council for Combatting Doping	ESKAN	49	-	1	13	-	-	-	-	-	-	-	-	62	1.6%
IWF Masters committee	IWF-Master	60	-	2	-	-	-	-	-	-	-	-	-	60	3.3%
Czech Anti-Doping Committee	CADC	24	-	-	20	-	1	-	-	-	10	-	-	54	1.9%
Bulgarian Anti-doping Center	BUL-NADO	19	-	-	24	-	-	-	-	-	11	-	-	54	-
Cuban National Anti-Doping Agency	CUB-NADO	-	-	-	49	-	-	-	-	-	5	-	-	54	-
South American Sports Organization	ODESUR	48	-	-	-	-	-	3	-	-	-	-	-	51	-
National Anti-Doping Agency Austria GmbH	NADA Austria	18	-	2	24	-	-	-	-	-	8	-	-	50	4.0%
Saudi Arabian Antidoping Committee	KSA-NADO	23	-	1	25	-	-	-	-	-	-	-	-	48	2.1%
Hungarian Anti-Doping Agency	HUNADO	12	-	-	26	-	-	-	-	-	7	-	-	45	-
Chilean National Anti-Doping Commission	CHI-NADO	20	-	2	25	-	-	-	-	-	-	-	-	45	4.4%
Central American and Caribbean Sports Organization	ODECABE	32	-	-	-	-	-	8	-	-	-	-	-	40	-
Drug Free Sport New Zealand	DFSNZ	24	-	-	11	-	-	-	-	-	3	-	-	38	-
European Masters Weightlifting Committee	EUR-WL	36	-	2	-	-	-	-	-	-	-	-	-	36	5.6%
Africa Zone I RADO	AFR-RADO-I	-	-	-	34	-	-	-	-	-	-	-	-	34	-
World Anti-Doping Agency	WADA-AMA	5	-	1	22	-	-	-	-	-	7	-	-	34	2.9%
CHN-National Federations in China	CHN-NF	-	-	-	22	-	-	-	-	-	11	-	-	33	-
International Olympic Committee	IOC	15	-	1	11	-	-	-	-	-	7	-	-	33	3.0%
Anti-Doping Agency of Serbia	ADAS	15	-	-	9	-	-	-	-	-	4	-	-	28	-
Oceania RADO	O-RADO	-	-	-	28	-	-	-	-	-	-	-	-	28	-
Colombian NADO	COL-NADO	8	-	-	16	-	-	1	-	-	3	-	-	28	-
International University Sport Federation	FISU	26	-	-	-	-	-	-	-	-	-	-	-	26	-
Anti-Doping department of State Sports Medicine Centre	LAT-NADO	10	1	1	13	-	-	-	-	-	3	-	-	26	3.8%
Eastern Europe RADO	E-EUR-RADO	-	-	-	25	-	1	-	-	-	-	-	-	25	4.0%
Israeli NADO	ISR-NADO	17	-	-	6	-	-	-	-	-	-	-	-	23	-
French Community of Belgium NADO	BEL-CFWB	16	-	-	-	-	-	5	-	-	-	-	-	21	-
Indian Ocean RADO	IND-OCE-RADO	-	-	-	20	-	1	-	-	-	-	-	-	20	5.0%
Slovak Anti-Doping Agency	SADA	6	-	-	9	-	-	2	-	-	3	-	-	20	-
NADO Flanders	NADOF	13	-	-	7	-	-	-	-	-	-	-	-	20	-
Armenian National Anti-Doping Organization	ARM-NADO	8	-	1	3	-	-	-	-	-	8	-	-	19	5.3%
Agency for Anti-Doping Control of Bosnia and Herzegovina	BIH-NADO	11	-	-	3	-	-	2	-	-	3	-	-	19	-
Georgian Anti-Doping Agency	GEO-NADO	7	-	1	6	-	-	-	-	-	5	-	-	18	5.6%
Sri Lanka Anti Doping Agency	SRI-NADO	8	-	-	9	-	-	-	-	-	-	-	-	17	-
National Antidoping Agency of the Republic of Moldova	NADO Moldova	-	-	-	16	-	-	-	-	-	-	-	-	16	-
Nigerian National Anti-Doping Committee	NGR-NADO	7	-	1	8	-	-	-	-	-	-	-	-	15	6.7%

Table 48: ASOIF Sport - Weightlifting - continued

Testing Authority (TA)	ADAMS Code	Urine						Blood						Total Samples	% AAF
		IC			OOC			IC			OOC				
		Samples	ATF	AAF	Samples	ATF	AAF	Samples	ATF	AAF	Samples	ATF	AAF		
Estonian Anti-Doping Agency	EADA	2	-	1	6	-	-	-	-	-	6	-	-	14	7.1%
Anti-Doping Commission of Malta	MLT-NADO	9	-	1	5	-	-	-	-	-	-	-	-	14	7.1%
National Antidoping Organization of Albania	ALB-NADO	12	-	-	1	-	-	-	-	-	-	-	-	13	-
Peru National Anti-Doping Commission	CONAD PERU	-	-	-	13	-	-	-	-	-	-	-	-	13	-
Croatian Institute of Public Health	CIPH	8	-	-	1	-	1	3	-	-	1	-	-	13	7.7%
Anti-Doping Agency of Kenya	ADAK	-	-	-	12	-	-	-	-	-	-	-	-	12	-
Venezuela NADO	VEN-NADO	-	-	-	11	-	-	-	-	-	-	-	-	11	-
Lembaga Anti-Doping Indonesia	LADI	6	-	-	4	-	-	-	-	-	-	-	-	10	-
National Anti-Doping Agency of Tunisia	ANAD	-	-	-	10	-	-	-	-	-	-	-	-	10	-
National Anti-Doping Commission of Barbados	NADC	2	-	-	8	-	-	-	-	-	-	-	-	10	-
Vietnam Anti-Doping & Sports Medicine Agency	VADA	4	-	-	6	-	-	-	-	-	-	-	-	10	-
Monaco Anti-Doping Committee	CMA Monaco	4	-	-	1	-	-	4	-	-	-	-	-	9	-
Puerto Rico Anti-Doping Organization	PUR-NADO	-	-	-	9	-	-	-	-	-	-	-	-	9	-
Central Asia RADO	RADOCA-RADO	-	-	-	9	-	1	-	-	-	-	-	-	9	11.1%
Jordan Anti-doping Organization	JADO	-	-	-	8	-	1	-	-	-	-	-	-	8	12.5%
Antidoping Switzerland	ADCH	8	-	1	-	-	-	-	-	-	-	-	-	8	12.5%
Ecuador NADO	ECU-NADO	-	-	-	8	-	-	-	-	-	-	-	-	8	-
West Asia RADO	W-ASIA-RADO	-	-	-	7	-	-	-	-	-	-	-	-	7	-
Federacion Dominicana de Medicina del Deporte	FEDOMEDE	5	-	2	2	-	-	-	-	-	-	-	-	7	28.6%
Cyprus Anti-Doping Authority	CYADA	3	-	-	4	-	-	-	-	-	-	-	-	7	-
Central American RADO	RADO-CAM	-	-	-	7	-	-	-	-	-	-	-	-	7	-
National Olympic and Sports Association of Iceland	ISL-NADO	4	-	-	3	-	-	-	-	-	-	-	-	7	-
South African Institute for Drug-Free Sport	SAIDS	5	-	-	1	-	-	-	-	-	-	-	-	6	-
Costa Rica NADO	CRC-NADO	5	-	-	-	-	-	-	-	-	-	-	-	5	-
National Olympic Committee of Iraq	NOC-IRAQ	-	-	-	5	-	-	-	-	-	-	-	-	5	-
Nepal Olympic committee	NEP-NADO	-	-	-	4	-	-	-	-	-	-	-	-	4	-
Anti-Doping Paraguay	PAR-NADO	-	-	-	4	-	-	-	-	-	-	-	-	4	-
Italian Ministry of Health Departement	CVD-Italia	4	-	1	-	-	-	-	-	-	-	-	-	4	25.0%
Africa Zone VI RADO	AFR-RADO-VI	-	-	-	4	-	-	-	-	-	-	-	-	4	-
Sport Ireland	SI	4	-	-	-	-	-	-	-	-	-	-	-	4	-
South Asia RADO	S-ASIA-RADO	-	-	-	4	-	-	-	-	-	-	-	-	4	-
Pan American Weightlifting Federation	PAWF	3	-	-	-	-	-	-	-	-	-	-	-	3	-
Slovenian Antidoping Organization	SLOADO	1	-	-	2	-	-	-	-	-	-	-	-	3	-
Cameroon Anti-Doping Organisation	OCALUDS	-	-	-	2	-	-	-	-	-	-	-	-	2	-
United Arab Emirates National Anti-doping Committee	UAE-NADO	-	-	-	2	-	-	-	-	-	-	-	-	2	-
South American RADO	RADO-SAM	-	-	-	2	-	-	-	-	-	-	-	-	2	-
Caribbean RADO	CAR-RADO	-	-	-	2	-	-	-	-	-	-	-	-	2	-
Others in China	China-Others	2	-	-	-	-	-	-	-	-	-	-	-	2	-
Mongolian National Anti-Doping Organization	MGL-NADO	-	-	-	2	-	-	-	-	-	-	-	-	2	-
Gulf States and Yemen RADO	GSY-RADO	-	-	-	2	-	-	-	-	-	-	-	-	2	-
South East Asia RADO	SE-ASIA-RADO	-	-	-	2	-	-	-	-	-	-	-	-	2	-
Lithuanian Anti-Doping Agency	LTU-NADO	-	-	-	2	-	1	-	-	-	-	-	-	2	50.0%
Algerian National Anti-Doping Organization	ALG-NADO	2	-	-	-	-	-	-	-	-	-	-	-	2	-
Argentina National Anti-Doping Agency	ARG-CNAD	-	-	-	2	-	-	-	-	-	-	-	-	2	-
Anti-Doping Singapore	ADS	-	-	-	1	-	-	-	-	-	-	-	-	1	-
Qatar Antidoping Commission	QADC	-	-	-	1	-	-	-	-	-	-	-	-	1	-
Africa Zone II & III RADO	AFR-RADO-II-III	-	-	-	1	-	-	-	-	-	-	-	-	1	-
Brunei Darussalam Anti-Doping Committee	BDADC BRUNEI	-	-	-	1	-	-	-	-	-	-	-	-	1	-
Uruguay Anti-Doping	URU-NADO	-	-	-	1	-	-	-	-	-	-	-	-	1	-
Common Community Commission (Brussels)	COCOM	-	-	-	1	-	-	-	-	-	-	-	-	1	-
		4989	6	129	6517	6	76	686	-	-	1352	1	-	13544	

Table 49: ASOIF Sport - Wrestling

Testing Authority (TA)	ADAMS Code	Urine						Blood						Total Samples	% AAF
		IC			OOB			IC			OOB				
		Samples	ATF	AAF	Samples	ATF	AAF	Samples	ATF	AAF	Samples	ATF	AAF		
United World Wrestling	UWW	731	-	5	219	-	1	58	-	-	29	-	-	1037	0.6%
Turkish Anti Doping Commission	TADC	348	-	8	75	-	-	15	-	-	-	-	-	438	1.8%
China Anti-Doping Agency	CHINADA	131	1	1	231	-	2	6	-	-	54	-	-	422	0.7%
Russian National Anti-Doping Organization	RUSADA	74	-	2	249	-	1	-	-	-	-	-	-	323	0.9%
CHN-Provincial Sports Bureau in China	CHN-PSB	241	-	1	18	-	-	-	-	-	-	-	-	259	0.4%
Japan Anti-Doping Agency	JADA	121	-	1	95	-	-	-	-	-	16	-	-	232	0.4%
German National Anti-Doping Agency	NADA	92	-	2	61	-	-	39	-	-	25	-	-	217	0.9%
National Anti Doping Agency -India	IND-NADO	74	-	4	97	-	1	-	-	-	15	-	-	186	2.7%
Polish Anti-Doping Agency	POLADA	29	-	-	115	-	1	-	-	-	20	-	-	164	0.6%
US Anti-Doping Agency	USADA	69	-	1	73	-	1	-	-	-	13	-	-	155	1.3%
French Anti-Doping Agency	AFLD-NADO	78	-	1	69	-	1	2	-	-	5	-	-	154	1.3%
Azerbaijan National Anti-Doping Agency	AMADA	48	-	6	87	-	-	-	-	-	19	-	-	154	3.9%
Kazakhstan National Anti-Doping Centre	KAZ-NADO	16	-	1	114	1	2	-	-	-	-	-	-	130	2.3%
Hungarian Anti-Doping Agency	HUNADO	8	-	-	62	-	-	-	-	-	34	-	-	104	-
Belarus National Anti-Doping Agency	BNADA	22	-	-	65	-	-	4	-	-	11	-	-	102	-
National Anti-doping Center of Ukraine	NADC Ukraine	56	-	1	35	-	-	-	-	-	-	-	-	91	1.1%
Korea Anti-Doping Agency	KADA	49	-	1	41	-	-	-	-	-	-	-	-	90	1.1%
Georgian Anti-Doping Agency	GEO-NADO	36	-	-	37	-	1	-	-	-	8	-	-	81	1.2%
Italian National Anti-Doping Agency	NADO ITALIA	29	-	-	32	-	-	-	-	-	14	-	-	75	-
Swedish Sports Confederation	RF	29	-	2	41	-	-	-	-	-	2	-	-	72	2.8%
Finnish Center for Integrity in Sports/Finnish Anti-Doping Agency	FINCIS/FINADA	25	-	-	40	-	-	2	-	-	4	-	-	71	-
Bulgarian Anti-doping Center	BUL-NADO	24	-	1	40	-	-	-	-	-	5	-	-	69	1.4%
Mongolian National Anti-Doping Organization	MGL-NADO	48	-	6	18	-	-	-	-	-	-	-	-	66	9.1%
Cuban National Anti-Doping Agency	CUB-NADO	20	-	1	42	-	-	-	-	-	-	-	-	62	1.6%
Canadian Centre for Ethics in Sport	CCES	10	-	-	35	-	-	-	-	-	5	-	-	50	-
Mexican National Anti-Doping Committee	MEX-NADO	19	-	-	26	-	3	-	-	-	-	-	-	45	6.7%
Commonwealth Games Federation	CGF	28	-	-	10	-	-	1	-	-	3	-	-	42	-
Romanian National Anti-Doping Agency	ANAD-Romania	11	-	-	29	-	1	-	-	-	-	-	-	40	2.5%
Olympic Council of Asia	OCA	27	-	1	7	-	1	-	-	-	3	-	-	37	5.4%
Central American and Caribbean Sports Organization	OCECABE	32	-	-	-	-	-	4	-	-	-	-	-	36	-
Australian Sports Anti-Doping Authority	ASADA	7	-	-	22	-	-	-	-	-	5	-	-	34	-
Braslian Authority on Anti-Doping Control	ABCD	34	-	-	-	-	-	-	-	-	-	-	-	34	-
National Anti-Doping Agency Austria GmbH	NADA Austria	4	-	-	23	-	-	-	-	-	5	-	-	32	-
International Olympic Committee	IOC	18	-	-	11	-	-	-	-	-	3	-	-	32	-
Peru National Anti-Doping Commission	CONAD PERU	7	-	-	23	-	-	-	-	-	-	-	-	30	-
Ecuador NADO	ECU-NADO	4	-	-	24	-	-	-	-	-	-	-	-	28	-
UK Anti-Doping	UKAD	9	-	-	15	-	-	-	-	-	3	-	-	27	-
I.R Iran National Anti-Doping Organization	IRI-NADO	-	-	-	27	-	5	-	-	-	-	-	-	27	18.5%
South American Sports Organization	ODESUR	24	-	-	-	-	-	2	-	-	-	-	-	26	-
Anti-Doping Denmark	ADD	10	-	-	13	-	-	-	-	-	3	-	-	26	-
Anti-Doping Norway	ADNO	5	-	-	15	-	-	-	-	-	3	-	-	23	-
Czech Anti-Doping Committee	CADC	16	-	1	7	-	1	-	-	-	-	-	-	23	8.7%
Egyptian National Anti-doping Organization	EGY-NADO	-	-	-	22	-	-	-	-	-	-	-	-	22	-
Nigerian National Anti-Doping Committee	NGR-NADO	4	-	-	18	-	1	-	-	-	-	-	-	22	4.5%
Doping Control Agency of Thailand	DCAT	10	-	-	12	-	-	-	-	-	-	-	-	22	-
Anti-Doping Agency of Serbia	ADAS	12	-	-	7	-	-	-	-	-	2	-	-	21	-
International Committee of Mediterranean Games	ICMG	20	-	-	-	-	-	-	-	-	-	-	-	20	-
Central Asia RADO	RADOCA-RADO	-	-	-	19	-	1	-	-	-	-	-	-	19	5.3%
Africa Zone II & III RADO	AFR-RADO-II-III	10	-	-	9	-	-	-	-	-	-	-	-	19	-
Croatian Institute of Public Health	CIPH	6	-	1	10	-	-	-	-	-	3	-	-	19	5.3%
Africa Zone I RADO	AFR-RADO-I	-	-	-	16	-	-	-	-	-	-	-	-	16	-
Slovak Anti-Doping Agency	SADA	6	-	-	8	-	-	-	-	-	2	-	-	16	-
World Anti-Doping Agency	WADA-AMA	2	-	-	14	-	-	-	-	-	-	-	-	16	-
Anti-Doping department of State Sports Medicine Centre	LAT-NADO	2	-	-	10	-	-	-	-	-	2	-	-	14	-
Chilean National Anti-Doping Commission	CHI-NADO	10	-	-	4	-	-	-	-	-	-	-	-	14	-
Portugal Anti-Doping Agency	ADoP	10	-	-	3	-	-	-	-	-	-	-	-	13	-
Eastern Europe RADO	E-EUR-RADO	-	-	-	12	-	-	-	-	-	-	-	-	12	-
South African Institute for Drug-Free Sport	SAIDS	2	-	-	9	-	-	-	-	-	-	-	-	11	-
Anti-Doping Agency of Kenya	ADAK	-	-	-	10	-	-	-	-	-	-	-	-	10	-
Estonian Anti-Doping Agency	EADA	3	-	-	6	-	-	-	-	-	1	-	-	10	-
Colombian NADO	COL-NADO	8	-	-	-	-	-	2	-	-	-	-	-	10	-
Antidoping Switzerland	ADCH	7	-	1	3	-	-	-	-	-	-	-	-	10	10.0%
Lithuanian Anti-Doping Agency	LTU-NADO	4	-	1	5	-	-	-	-	-	-	-	-	9	11.1%
Hellenic National Council for Combatting Doping	ESKAN	9	-	-	-	-	-	-	-	-	-	-	-	9	-
Argentina National Anti-Doping Agency	ARG-CNAD	-	-	-	9	-	-	-	-	-	-	-	-	9	-
West Asia RADO	W-ASIA-RADO	-	-	-	8	-	2	-	-	-	-	-	-	8	25.0%
National Antidoping Agency of the Republic of Moldova	NADO Moldova	-	-	-	8	-	-	-	-	-	-	-	-	8	-
Oceania RADO	O-RADO	-	-	-	7	-	-	-	-	-	-	-	-	7	-
Anti-Doping Commission, Chinese Taipei Olympic Committee	CTADA	5	-	-	2	-	-	-	-	-	-	-	-	7	-

2018 Anti-Doping Testing Figures
Samples Analyzed and Reported by Accredited Laboratories in ADAMS

Table 49: ASOIF Sport - Wrestling - continued

Testing Authority (TA)	ADAMS Code	Urine						Blood						Total Samples	% AAF
		IC			OOC			IC			OOC				
		Samples	ATF	AAF	Samples	ATF	AAF	Samples	ATF	AAF	Samples	ATF	AAF		
Spain National Anti-Doping Agency	ESP-NADO	-	-	-	5	-	-	-	-	-	1	-	-	6	-
Jordan Anti-doping Organization	JADO	-	-	-	5	-	-	-	-	-	-	-	-	5	-
Lembaga Anti-Doping Indonesia	LADI	-	-	-	5	-	-	-	-	-	-	-	-	5	-
Armenian National Anti-Doping Organization	ARM-NADO	-	-	-	4	-	-	-	-	-	-	-	-	4	-
Central American RADO	RADO-CAM	-	-	-	4	-	-	-	-	-	-	-	-	4	-
Drug Free Sport New Zealand	DFSNZ	-	-	-	3	-	-	-	-	-	-	-	-	3	-
South American RADO	RADO-SAM	-	-	-	3	-	-	-	-	-	-	-	-	3	-
Cyprus Anti-Doping Authority	CYADA	3	-	-	-	-	-	-	-	-	-	-	-	3	-
South Asia RADO	S-ASIA-RADO	-	-	-	3	-	-	-	-	-	-	-	-	3	-
Netherlands Anti-Doping Authority	ADAN	-	-	-	3	-	-	-	-	-	-	-	-	3	-
Vietnam Anti-Doping & Sports Medicine Agency	VADA	-	-	-	2	-	-	-	-	-	-	-	-	2	-
Qatar Antidoping Commission	QADC	-	-	-	1	-	-	-	-	-	-	-	-	1	-
Bahamas Anti-Doping Commission	BADC	-	-	-	1	-	-	-	-	-	-	-	-	1	-
Sri Lanka Anti Doping Agency	SRI-NADO	-	-	-	1	-	-	-	-	-	-	-	-	1	-
South East Asia RADO	SE-ASIA-RADO	-	-	-	1	-	-	-	-	-	-	-	-	1	-
		2796	1	50	2515	1	26	135	0	0	318	0	0	5764	

Table 50: AIOWF Sport - Biathlon

Testing Authority (TA)	ADAMS Code	Urine						Blood						Total Samples	% AAF
		IC			OOC			IC			OOC				
		Samples	ATF	AAF	Samples	ATF	AAF	Samples	ATF	AAF	Samples	ATF	AAF		
International Biathlon Union	IBU	336	-	-	532	-	-	27	-	-	474	-	-	1369	-
International Olympic Committee	IOC	102	-	-	111	-	-	40	-	-	77	-	-	330	-
German National Anti-Doping Agency	NADA	4	-	-	147	-	-	2	-	-	32	-	-	185	-
Russian National Anti-Doping Organization	RUSADA	61	-	-	101	-	-	-	-	-	-	-	-	162	-
Kazakhstan National Anti-Doping Centre	KAZ-NADO	118	-	1	2	-	-	-	-	-	-	-	-	120	0.8%
Swedish Sports Confederation	RF	18	-	-	53	-	-	-	-	-	30	-	-	101	-
Antidoping Switzerland	ADCH	-	-	-	73	-	-	-	-	-	25	-	-	98	-
Canadian Centre for Ethics in Sport	CCES	12	-	1	62	-	3	-	-	-	13	-	-	87	4.6%
Polish Anti-Doping Agency	POLADA	41	-	-	33	-	-	-	-	-	7	-	-	81	-
Anti-Doping Norway	ADNO	14	-	-	47	-	-	-	-	-	9	-	-	70	-
National Anti-Doping Agency Austria GmbH	NADA Austria	-	-	-	47	-	-	-	-	-	13	-	-	60	-
Belarus National Anti-Doping Agency	BNADA	12	-	-	41	-	-	-	-	-	6	-	-	59	-
US Anti-Doping Agency	USADA	32	-	-	23	-	-	-	-	-	4	-	-	59	-
Finnish Center for Integrity in Sports/Finnish Anti-Doping Agency	FINCIS/FINADA	14	-	-	33	-	-	2	-	-	5	-	-	54	-
Italian National Anti-Doping Agency	NADO ITALIA	12	-	-	17	-	-	6	-	-	9	-	-	44	-
Romanian National Anti-Doping Agency	ANAD-Romania	-	-	-	24	-	-	-	-	-	17	-	-	41	-
Korea Anti-Doping Agency	KADA	24	-	-	11	-	-	-	-	-	-	-	-	35	-
French Anti-Doping Agency	AFLD-NADO	6	-	-	27	-	-	-	-	-	-	-	-	33	-
Czech Anti-Doping Committee	CADC	12	-	-	13	-	-	-	-	-	1	-	-	26	-
Bulgarian Anti-doping Center	BUL-NADO	9	-	-	11	-	-	-	-	-	2	-	-	22	-
Japan Anti-Doping Agency	JADA	12	-	-	8	-	-	-	-	-	-	-	-	20	-
China Anti-Doping Agency	CHINADA	10	-	-	6	-	-	-	-	-	3	-	-	19	-
Estonian Anti-Doping Agency	EADA	-	-	-	14	-	-	-	-	-	3	-	-	17	-
Slovak Anti-Doping Agency	SADA	-	-	-	11	-	-	-	-	-	3	-	-	14	-
Slovenian Antidoping Organization	SLOADO	-	-	-	9	-	-	-	-	-	-	-	-	9	-
Anti-Doping department of State Sports Medicine Centre	LAT-NADO	-	-	-	5	-	-	-	-	-	-	-	-	5	-
UK Anti-Doping	UKAD	-	-	-	3	-	-	-	-	-	1	-	-	4	-
Australian Sports Anti-Doping Authority	ASADA	-	-	-	3	-	-	-	-	-	1	-	-	4	-
Agency for Anti-Doping Control of Bosnia and Herzegovina	BIH-NADO	-	-	-	2	-	-	-	-	-	-	-	-	2	-
Hungarian Anti-Doping Agency	HUNADO	-	-	-	2	-	-	-	-	-	-	-	-	2	-
Lithuanian Anti-Doping Agency	LTU-NADO	-	-	-	1	-	-	-	-	-	-	-	-	1	-
		849	-	2	1472	-	3	77	-	-	735	-	-	3133	

Table 51: AIOWF Sport - Bobsleigh

Testing Authority (TA)	ADAMS Code	Urine						Blood						Total Samples	% AAF
		IC			OOC			IC			OOC				
		Samples	ATF	AAF	Samples	ATF	AAF	Samples	ATF	AAF	Samples	ATF	AAF		
International Bobsleigh and Skeleton Federation	IBSF	177	-	2	103	-	-	6	-	-	27	-	-	313	0.6%
International Olympic Committee	IOC	68	-	1	137	-	1	10	-	-	45	-	-	260	0.8%
Russian National Anti-Doping Organization	RUSADA	22	-	1	128	1	-	-	-	-	8	-	-	158	0.6%
German National Anti-Doping Agency	NADA	30	-	-	70	-	-	18	-	-	25	-	-	143	-
US Anti-Doping Agency	USADA	52	-	2	69	-	2	-	-	-	4	-	-	125	3.2%
Canadian Centre for Ethics in Sport	CCES	14	-	-	82	-	1	-	-	-	15	-	-	111	0.9%
Romanian National Anti-Doping Agency	ANAD-Romania	7	-	-	28	-	-	-	-	-	21	-	-	56	-
Anti-Doping department of State Sports Medicine Centre	LAT-NADO	-	-	-	49	-	-	-	-	-	3	-	-	52	-
UK Anti-Doping	UKAD	-	-	-	31	-	1	-	-	-	4	-	-	35	2.9%
National Anti-Doping Agency Austria GmbH	NADA Austria	-	-	-	26	-	-	-	-	-	4	-	-	30	-
Antidoping Switzerland	ADCH	-	-	-	24	-	-	-	-	-	5	-	-	29	-
Korea Anti-Doping Agency	KADA	12	-	-	13	-	-	-	-	-	2	-	-	27	-
Italian National Anti-Doping Agency	NADO ITALIA	-	-	-	19	-	-	-	-	-	4	-	-	23	-
China Anti-Doping Agency	CHINADA	-	-	-	11	-	-	-	-	-	9	-	-	20	-
NADO Flanders	NADOF	-	-	-	16	-	-	-	-	-	3	-	-	19	-
Monaco Anti-Doping Committee	CMA Monaco	-	-	-	11	-	-	-	-	-	2	-	-	13	-
Czech Anti-Doping Committee	CADC	-	-	-	6	-	-	-	-	-	1	-	-	7	-
Jamaica Anti-Doping Commission	JADCO	-	-	-	5	-	-	-	-	-	1	-	-	6	-
French Anti-Doping Agency	AFLD-NADO	-	-	-	4	-	-	-	-	-	1	-	-	5	-
Australian Sports Anti-Doping Authority	ASADA	-	-	-	4	-	-	-	-	-	-	-	-	4	-
Japan Anti-Doping Agency	JADA	2	-	-	1	-	-	-	-	-	-	-	-	3	-
Croatian Institute of Public Health	CIPH	-	-	-	2	-	-	-	-	-	1	-	-	3	-
Anti-Doping Norway	ADNO	1	-	-	1	-	-	1	-	-	-	-	-	3	-
Spain National Anti-Doping Agency	ESP-NADO	-	-	-	2	-	-	-	-	-	1	-	-	3	-
Braslian Authority on Anti-Doping Control	ABCD	-	-	-	3	-	-	-	-	-	-	-	-	3	-
Anti-Doping Agency of Serbia	ADAS	-	-	-	2	-	-	-	-	-	-	-	-	2	-
Polish Anti-Doping Agency	POLADA	-	-	-	2	-	-	-	-	-	-	-	-	2	-
Netherlands Anti-Doping Authority	ADAN	-	-	-	1	-	-	-	-	-	-	-	-	1	-
Israeli NADO	ISR-NADO	-	-	-	1	-	-	-	-	-	-	-	-	1	-
		385	-	6	851	1	5	35	-	-	186	-	-	1457	

2018 Anti-Doping Testing Figures
Samples Analyzed and Reported by Accredited Laboratories in ADAMS

Table 52: AIOWF Sport - Curling

Testing Authority (TA)	ADAMS Code	Urine						Blood						Total Samples	% AAF
		IC			OOC			IC			OOC				
		Samples	ATF	AAF	Samples	ATF	AAF	Samples	ATF	AAF	Samples	ATF	AAF		
World Curling Federation	WCF	44	-	-	51	-	-	-	-	-	-	-	-	95	-
International Olympic Committee	IOC	66	-	3	10	-	-	-	-	-	-	-	-	76	3.9%
Korea Anti-Doping Agency	KADA	38	-	-	18	-	-	-	-	-	-	-	-	56	-
US Anti-Doping Agency	USADA	12	-	-	16	-	-	-	-	-	-	-	-	28	-
Russian National Anti-Doping Organization	RUSADA	4	-	-	23	-	-	-	-	-	-	-	-	27	-
Japan Anti-Doping Agency	JADA	16	-	-	5	-	-	-	-	-	-	-	-	21	-
China Anti-Doping Agency	CHINADA	4	-	-	11	-	-	-	-	-	-	-	-	15	-
Italian National Anti-Doping Agency	NADO ITALIA	4	-	-	8	-	1	-	-	-	-	-	-	12	8.3%
Canadian Centre for Ethics in Sport	CCES	5	-	-	5	-	2	-	-	-	-	-	-	10	20.0%
Antidoping Switzerland	ADCH	4	-	-	4	-	-	-	-	-	-	-	-	8	-
Czech Anti-Doping Committee	CADC	6	-	-	2	-	-	-	-	-	-	-	-	8	-
German National Anti-Doping Agency	NADA	-	-	-	7	-	-	-	-	-	-	-	-	7	-
Swedish Sports Confederation	RF	4	-	-	3	-	-	-	-	-	-	-	-	7	-
Anti-Doping Denmark	ADD	1	-	-	4	-	-	-	-	-	-	-	-	5	-
Netherlands Anti-Doping Authority	ADAN	-	-	-	5	-	-	-	-	-	-	-	-	5	-
UK Anti-Doping	UKAD	-	-	-	5	-	-	-	-	-	-	-	-	5	-
Turkish Anti Doping Commission	TADC	4	-	-	-	-	-	-	-	-	-	-	-	4	-
Anti-Doping Norway	ADNO	-	-	-	1	-	-	-	-	-	-	-	-	1	-
		212	-	3	178	-	3	-	-	-	-	-	-	390	

2018 Anti-Doping Testing Figures
Samples Analyzed and Reported by Accredited Laboratories in ADAMS

Table 53: AIOWF Sport - Ice Hockey

Testing Authority (TA)	ADAMS Code	Urine						Blood						Total Samples	% AAF
		IC Samples	ATF	AAF	OOB Samples	ATF	AAF	IC Samples	ATF	AAF	OOB Samples	ATF	AAF		
International Ice Hockey Federation	IIHF	562	1	1	95	-	1	21	-	-	24	-	-	702	0.3%
International Olympic Committee	IOC	174	-	4	335	-	1	23	-	-	54	-	-	586	0.9%
German National Anti-Doping Agency	NADA	91	-	2	293	-	-	-	-	-	75	-	-	459	0.4%
Swedish Sports Confederation	RF	195	-	3	230	-	3	2	-	-	16	-	-	443	1.4%
Russian National Anti-Doping Organization	RUSADA	114	-	7	185	-	-	-	-	-	-	-	-	299	2.3%
Finnish Center for Integrity in Sports/Finnish Anti-Doping Agency	FINCIS/FINADA	89	-	-	97	-	-	6	-	-	13	-	-	205	-
Antidoping Switzerland	ADCH	80	-	-	60	-	-	-	-	-	7	-	-	147	-
National Anti-Doping Agency Austria GmbH	NADA Austria	30	-	-	64	-	-	-	-	-	36	-	-	130	-
Polish Anti-Doping Agency	POLADA	72	-	2	28	-	-	-	-	-	10	-	-	110	1.8%
Canadian Centre for Ethics in Sport	CCES	13	-	-	78	-	-	-	-	-	14	-	-	105	-
Anti-Doping Norway	ADNO	64	-	1	34	-	1	-	-	-	3	-	-	101	2.0%
French Anti-Doping Agency	AFLD-NADO	40	-	1	44	-	-	3	-	-	-	-	-	87	1.1%
Italian National Anti-Doping Agency	NADO ITALIA	40	-	-	32	-	-	8	-	-	6	-	-	86	-
Anti-Doping Denmark	ADD	28	-	-	50	-	-	-	-	-	3	-	-	81	-
Japan Anti-Doping Agency	JADA	20	-	-	52	-	-	-	-	-	-	-	-	72	-
Czech Anti-Doping Committee	CADC	50	-	-	17	-	-	-	-	-	4	-	-	71	-
Korea Anti-Doping Agency	KADA	39	-	-	14	-	-	-	-	-	3	-	-	56	-
Hungarian Anti-Doping Agency	HUNADO	20	-	-	15	-	-	6	-	-	10	-	-	51	-
Romanian National Anti-Doping Agency	ANAD-Romania	17	-	-	29	-	-	4	-	-	-	-	-	50	-
US Anti-Doping Agency	USADA	-	-	-	44	-	-	-	-	-	2	-	-	46	-
Spain National Anti-Doping Agency	ESP-NADO	24	-	3	-	-	-	-	-	-	-	-	-	24	12.5%
Netherlands Anti-Doping Authority	ADAN	-	-	-	23	-	-	-	-	-	-	-	-	23	-
Doping Control Agency of Thailand	DCAT	-	-	-	23	-	-	-	-	-	-	-	-	23	-
Slovak Anti-Doping Agency	SADA	7	-	-	12	-	-	-	-	-	3	-	-	22	-
Anti-Doping department of State Sports Medicine Centre	LAT-NADO	12	-	-	8	-	-	-	-	-	-	-	-	20	-
French Community of Belgium NADO	BEL-CFWB	12	-	2	-	-	-	1	-	-	-	-	-	13	15.4%
Slovenian Antidoping Organization	SLOADO	8	-	-	4	-	-	-	-	-	-	-	-	12	-
Italian Ministry of Health Departement	CVD-Italia	12	-	-	-	-	-	-	-	-	-	-	-	12	-
Belarus National Anti-Doping Agency	BNADA	-	-	-	9	-	-	-	-	-	1	-	-	10	-
National Olympic and Sports Association of Iceland	ISL-NADO	8	-	1	-	-	-	-	-	-	-	-	-	8	12.5%
Croatian Institute of Public Health	CIPH	-	-	-	6	-	-	-	-	-	-	-	-	6	-
Anti-Doping Agency of Serbia	ADAS	4	-	1	-	-	-	-	-	-	-	-	-	4	25.0%
Turkish Anti Doping Commission	TADC	4	-	-	-	-	-	-	-	-	-	-	-	4	-
CHN-Provincial Sports Bureau in China	CHN-PSB	2	-	-	-	-	-	-	-	-	-	-	-	2	-
Total		1831	1	28	1881	-	6	74	-	-	284	-	-	4070	

Table 54: AIOWF Sport - Luge

Testing Authority (TA)	ADAMS Code	Urine						Blood						Total Samples	% AAF
		IC Samples	ATF	AAF	OOB Samples	ATF	AAF	IC Samples	ATF	AAF	OOB Samples	ATF	AAF		
International Luge Federation	FIL	57	-	1	117	-	-	-	-	-	-	-	-	174	0.6%
Russian National Anti-Doping Organization	RUSADA	29	-	-	53	-	-	-	-	-	-	-	-	82	-
German National Anti-Doping Agency	NADA	23	-	-	43	-	-	2	-	-	10	-	-	78	-
International Olympic Committee	IOC	28	-	2	30	-	-	2	-	-	3	-	-	63	3.2%
Anti-Doping department of State Sports Medicine Centre	LAT-NADO	-	-	-	27	-	-	-	-	-	1	-	-	28	-
US Anti-Doping Agency	USADA	4	-	-	17	-	-	-	-	-	2	-	-	23	-
Canadian Centre for Ethics in Sport	CCES	9	-	-	11	-	-	-	-	-	2	-	-	22	-
Romanian National Anti-Doping Agency	ANAD-Romania	-	-	-	13	-	-	-	-	-	8	-	-	21	-
Italian National Anti-Doping Agency	NADO ITALIA	-	-	-	16	-	-	-	-	-	3	-	-	19	-
National Anti-Doping Agency Austria GmbH	NADA Austria	-	-	-	16	-	-	-	-	-	2	-	-	18	-
Korea Anti-Doping Agency	KADA	-	-	-	7	-	-	-	-	-	2	-	-	9	-
Kazakhstan National Anti-Doping Centre	KAZ-NADO	-	-	-	7	-	-	-	-	-	-	-	-	7	-
Polish Anti-Doping Agency	POLADA	-	-	-	6	-	-	-	-	-	-	-	-	6	-
Czech Anti-Doping Committee	CADC	2	-	-	4	-	-	-	-	-	-	-	-	6	-
Antidoping Switzerland	ADCH	-	-	-	4	-	-	-	-	-	1	-	-	5	-
Slovak Anti-Doping Agency	SADA	-	-	-	3	-	-	-	-	-	1	-	-	4	-
Bulgarian Anti-doping Center	BUL-NADO	-	-	-	2	-	-	-	-	-	-	-	-	2	-
UK Anti-Doping	UKAD	-	-	-	2	-	-	-	-	-	-	-	-	2	-
Anti-Doping Agency of Serbia	ADAS	-	-	-	2	-	-	-	-	-	-	-	-	2	-
Anti-Doping Norway	ADNO	1	-	-	-	-	-	1	-	-	-	-	-	2	-
Croatian Institute of Public Health	CIPH	-	-	-	1	-	-	-	-	-	1	-	-	2	-
Australian Sports Anti-Doping Authority	ASADA	-	-	-	1	-	-	-	-	-	-	-	-	1	-
Slovenian Antidoping Organization	SLOADO	-	-	-	1	-	-	-	-	-	-	-	-	1	-
Total		153	-	3	383	-	-	5	-	-	36	-	-	577	

Table 55: AIOWF Sport - Skating

Testing Authority (TA)	ADAMS Code	Urine						Blood						Total Samples	% AAF
		IC			OOC			IC			OOC				
		Samples	ATF	AAF	Samples	ATF	AAF	Samples	ATF	AAF	Samples	ATF	AAF		
International Skating Union	ISU	647	-	1	303	-	-	20	-	-	3	-	-	973	0.1%
International Olympic Committee	IOC	246	-	1	207	-	1	112	-	-	58	-	-	623	0.3%
China Anti-Doping Agency	CHINADA	120	-	-	246	1	-	-	-	-	66	-	-	432	-
German National Anti-Doping Agency	NADA	68	-	-	186	-	-	32	-	-	42	-	-	328	-
Russian National Anti-Doping Organization	RUSADA	99	-	-	174	-	-	-	-	-	21	-	-	294	-
Netherlands Anti-Doping Authority	ADAN	111	-	-	100	-	-	-	-	-	46	-	-	257	-
US Anti-Doping Agency	USADA	86	-	1	128	-	-	-	-	-	21	-	-	235	0.4%
Canadian Centre for Ethics in Sport	CCES	44	-	-	91	-	-	9	-	-	27	-	-	171	-
Japan Anti-Doping Agency	JADA	69	-	-	83	-	-	-	-	-	8	-	-	160	-
Polish Anti-Doping Agency	POLADA	44	-	-	91	-	-	-	-	-	22	-	-	157	-
Italian National Anti-Doping Agency	NADO ITALIA	22	-	-	45	-	-	-	-	-	24	-	-	91	-
Korea Anti-Doping Agency	KADA	78	-	-	8	-	-	-	-	-	2	-	-	88	-
CHN-Provincial Sports Bureau in China	CHN-PSB	71	-	1	1	-	-	-	-	-	-	-	-	72	1.4%
Anti-Doping Norway	ADNO	6	-	-	40	-	-	-	-	-	6	-	-	52	-
Finnish Center for Integrity in Sports/Finnish Anti-Doping Agency	FINCIS/FINADA	26	-	1	19	-	-	3	-	-	2	-	-	50	2.0%
CHN-National Federations in China	CHN-NF	-	-	-	45	-	-	-	-	-	4	-	-	49	-
Swedish Sports Confederation	RF	28	-	-	14	-	-	1	-	-	4	-	-	47	-
Kazakhstan National Anti-Doping Centre	KAZ-NADO	20	-	-	22	-	-	-	-	-	-	-	-	42	-
Hungarian Anti-Doping Agency	HUNADO	7	-	-	19	-	-	-	-	-	13	-	-	39	-
Mexican National Anti-Doping Committee	MEX-NADO	29	-	1	7	-	-	-	-	-	-	-	-	36	2.8%
Chilean National Anti-Doping Commission	CHI-NADO	20	-	-	13	-	-	-	-	-	-	-	-	33	-
French Anti-Doping Agency	AFLD-NADO	19	-	-	3	-	-	-	-	-	1	-	-	23	-
NADO Flanders	NADOF	6	-	-	15	-	-	-	-	-	2	-	-	23	-
Anti-Doping department of State Sports Medicine Centre	LAT-NADO	-	-	-	20	-	-	-	-	-	2	-	-	22	-
Belarus National Anti-Doping Agency	BNADA	3	-	-	16	-	-	-	-	-	3	-	-	22	-
National Anti-doping Center of Ukraine	NADC Ukraine	20	-	1	-	-	-	-	-	-	-	-	-	20	5.0%
Czech Anti-Doping Committee	CADC	9	-	1	8	-	-	-	-	-	2	-	-	19	5.3%
Romanian National Anti-Doping Agency	ANAD-Romania	4	-	-	7	-	-	-	-	-	6	-	-	17	-
Antidoping Switzerland	ADCH	5	-	-	10	-	-	-	-	-	2	-	-	17	-
UK Anti-Doping	UKAD	-	-	-	11	-	-	-	-	-	2	-	-	13	-
Australian Sports Anti-Doping Authority	ASADA	4	-	-	6	-	-	-	-	-	2	-	-	12	-
National Anti-Doping Agency Austria GmbH	NADA Austria	-	-	-	10	-	-	-	-	-	1	-	-	11	-
I.R Iran National Anti-Doping Organization	IRI-NADO	10	-	-	1	-	1	-	-	-	-	-	-	11	9.1%
Estonian Anti-Doping Agency	EADA	-	-	-	8	-	-	-	-	-	2	-	-	10	-
Spain National Anti-Doping Agency	ESP-NADO	5	-	-	5	-	-	-	-	-	-	-	-	10	-
Turkish Anti Doping Commission	TADC	8	-	-	1	-	-	-	-	-	-	-	-	9	-
South American Sports Organization	ODESUR	8	-	-	-	-	-	-	-	-	-	-	-	8	-
International University Sport Federation	FISU	8	-	-	-	-	-	-	-	-	-	-	-	8	-
Ecuador NADO	ECU-NADO	4	-	-	3	-	-	-	-	-	-	-	-	7	-
Drug Free Sport New Zealand	DFSNZ	2	-	-	4	-	-	-	-	-	1	-	-	7	-
Cuban National Anti-Doping Agency	CUB-NADO	-	-	-	6	-	-	-	-	-	-	-	-	6	-
Anti-Doping Agency of Serbia	ADAS	2	-	-	-	-	-	-	-	-	-	-	-	2	-
Hong Kong Anti-Doping Committee	HKG-ADC	-	-	-	2	-	-	-	-	-	-	-	-	2	-
Venezuela NADO	VEN-NADO	-	-	-	2	-	-	-	-	-	-	-	-	2	-
Anti-Doping Denmark	ADD	-	-	-	1	-	-	-	-	-	-	-	-	1	-
Anti-Doping Singapore	ADS	-	-	-	1	-	-	-	-	-	-	-	-	1	-
		1958	-	8	1982	1	2	177	-	-	395	-	-	4512	

Table 56: AIOWF Sport - Skiing

Testing Authority (TA)	ADAMS Code	Urine						Blood						Total Samples	% AAF
		IC			OOC			IC			OOC				
		Samples	ATF	AAF	Samples	ATF	AAF	Samples	ATF	AAF	Samples	ATF	AAF		
International Ski Federation	FIS	501	-	-	753	-	1	7	-	-	275	-	1	1536	0.1%
International Olympic Committee	IOC	392	-	1	354	-	-	88	-	-	119	-	-	953	0.1%
German National Anti-Doping Agency	NADA	94	-	-	447	-	-	14	-	-	95	-	-	650	-
Russian National Anti-Doping Organization	RUSADA	250	-	5	283	-	1	-	-	-	-	-	-	533	1.1%
Swedish Sports Confederation	RF	96	-	-	160	-	-	4	-	-	53	-	-	313	-
US Anti-Doping Agency	USADA	161	-	3	136	-	-	-	-	-	14	-	-	311	1.0%
Anti-Doping Norway	ADNO	79	-	-	208	-	-	6	-	-	15	-	-	308	-
Antidoping Switzerland	ADCH	25	-	-	203	-	-	-	-	-	56	-	-	284	-
Italian National Anti-Doping Agency	NADO ITALIA	66	-	-	152	-	-	16	-	-	31	-	-	265	-
National Anti-Doping Agency Austria GmbH	NADA Austria	-	-	-	188	-	-	-	-	-	18	-	-	206	-
Finnish Center for Integrity in Sports/Finnish Anti-Doping Agency	FINCIS/FINADA	53	-	-	116	-	-	7	-	-	19	-	-	195	-
Canadian Centre for Ethics in Sport	CCES	19	-	-	149	-	-	-	-	-	13	-	-	181	-
French Anti-Doping Agency	AFLD-NADO	39	-	-	107	-	-	-	-	-	14	-	-	160	-
China Anti-Doping Agency	CHINADA	30	-	-	62	-	-	2	-	-	20	-	-	114	-
Kazakhstan National Anti-Doping Centre	KAZ-NADO	59	-	-	42	-	-	-	-	-	-	-	-	101	-
Japan Anti-Doping Agency	JADA	32	-	-	60	-	-	-	-	-	-	-	-	92	-
Polish Anti-Doping Agency	POLADA	54	-	-	28	1	-	-	-	-	8	-	-	90	-
Czech Anti-Doping Committee	CADC	41	-	-	19	-	-	-	-	-	4	-	-	64	-
Italian Ministry of Health Departement	CVD-Italia	64	-	2	-	-	-	-	-	-	-	-	-	64	3.1%
Spain National Anti-Doping Agency	ESP-NADO	17	-	-	27	-	-	3	-	-	-	-	-	47	-
Korea Anti-Doping Agency	KADA	32	-	-	7	-	-	-	-	-	2	-	-	41	-
Romanian National Anti-Doping Agency	ANAD-Romania	-	-	-	25	-	-	-	-	-	14	-	-	39	-
Belarus National Anti-Doping Agency	BNADA	-	-	-	31	-	-	1	-	-	3	-	-	35	-
Estonian Anti-Doping Agency	EADA	9	-	-	19	-	-	-	-	-	5	-	-	33	-
UK Anti-Doping	UKAD	-	-	-	29	-	1	-	-	-	3	-	-	32	3.1%
Bulgarian Anti-doping Center	BUL-NADO	6	-	-	18	-	-	-	-	-	1	-	-	25	-
Slovenian Antidoping Organization	SLOADO	-	-	-	23	-	-	-	-	-	2	-	-	25	-
Anti-Doping department of State Sports Medicine Centre	LAT-NADO	7	-	-	13	-	-	-	-	-	2	-	-	22	-
Andorra National Anti-Doping Commission	AGAD	2	-	-	18	-	-	1	-	-	-	-	-	21	-
Australian Sports Anti-Doping Authority	ASADA	-	-	-	20	-	-	-	-	-	-	-	-	20	-
Agency for Anti-Doping Control of Bosnia and Herzegovina	BIH-NADO	-	-	-	17	-	-	-	-	-	2	-	-	19	-
Hungarian Anti-Doping Agency	HUNADO	-	-	-	17	-	-	-	-	-	2	-	-	19	-
CHN-Provincial Sports Bureau in China	CHN-PSB	16	-	-	-	-	-	-	-	-	-	-	-	16	-
Turkish Anti Doping Commission	TADC	12	-	-	1	-	-	-	-	-	-	-	-	13	-
NADO Flanders	NADOF	-	-	-	12	-	-	-	-	-	-	-	-	12	-
Netherlands Anti-Doping Authority	ADAN	6	-	-	6	-	-	-	-	-	-	-	-	12	-
Monaco Anti-Doping Committee	CMA Monaco	-	-	-	7	-	-	-	-	-	2	-	-	9	-
Slovak Anti-Doping Agency	SADA	-	-	-	7	-	-	-	-	-	2	-	-	9	-
Argentina National Anti-Doping Agency	ARG-CNAD	-	-	-	7	-	-	-	-	-	-	-	-	7	-
Drug Free Sport New Zealand	DFSNZ	-	-	-	7	-	-	-	-	-	-	-	-	7	-
I.R Iran National Anti-Doping Organization	IRI-NADO	6	-	-	-	-	-	-	-	-	-	-	-	6	-
Armenian National Anti-Doping Organization	ARM-NADO	4	-	-	1	-	-	-	-	-	-	-	-	5	-
Sport Ireland	SI	-	-	-	4	-	-	-	-	-	-	-	-	4	-
Anti-Doping Agency of Serbia	ADAS	4	-	-	-	-	-	-	-	-	-	-	-	4	-
Lithuanian Anti-Doping Agency	LTU-NADO	-	-	-	3	-	-	-	-	-	-	-	-	3	-
National Olympic and Sports Association of Iceland	ISL-NADO	-	-	-	3	-	-	-	-	-	-	-	-	3	-
Portugal Anti-Doping Agency	ADoP	-	-	-	2	-	-	-	-	-	-	-	-	2	-
Azerbaijan National Anti-Doping Agency	AMADA	-	-	-	1	-	-	-	-	-	1	-	-	2	-
Luxembourg NADO	ALAD	-	-	-	1	-	-	-	-	-	1	-	-	2	-
Lebanon National Olympic Committee	LIB-NOC	1	-	-	-	-	-	-	-	-	-	-	-	1	-
Central Asia RADO	RADOCA-RADO	-	-	-	1	-	-	-	-	-	-	-	-	1	-
Hong Kong Anti-Doping Committee	HKG-ADC	-	-	-	1	-	-	-	-	-	-	-	-	1	-
Hellenic National Council for Combatting Doping	ESKAN	-	-	-	1	-	-	-	-	-	-	-	-	1	-
		2177	-	11	3796	1	3	149	-	-	796	-	1	6918	

Table 57: ARISF Sport - Air Sports

Testing Authority (TA)	ADAMS Code	Urine						Blood						Total Samples	% AAF
		IC			OOC			IC			OOC				
		Samples	ATF	AAF	Samples	ATF	AAF	Samples	ATF	AAF	Samples	ATF	AAF		
World Air Sports Federation	FAI	26	-	-	6	-	-	-	-	-	-	-	-	32	-
Doping Control Agency of Thailand	DCAT	-	-	-	12	-	-	-	-	-	-	-	-	12	-
Japan Anti-Doping Agency	JADA	-	-	-	11	-	-	-	-	-	-	-	-	11	-
Anti-Doping Norway	ADNO	10	-	3	1	-	-	-	-	-	-	-	-	11	27%
Romanian National Anti-Doping Agency	ANAD-Romania	5	-	-	6	-	1	-	-	-	-	-	-	11	9%
China Anti-Doping Agency	CHINADA	-	-	-	11	-	-	-	-	-	-	-	-	11	-
German National Anti-Doping Agency	NADA	9	-	-	-	-	-	-	-	-	-	-	-	9	-
National Anti-Doping Agency Austria GmbH	NADA Austria	6	-	-	-	-	-	-	-	-	-	-	-	6	-
French Anti-Doping Agency	AFLD-NADO	6	-	-	-	-	-	-	-	-	-	-	-	6	-
Lembaga Anti-Doping Indonesia	LADI	-	-	-	5	-	-	-	-	-	-	-	-	5	-
Czech Anti-Doping Committee	CADC	1	-	-	3	-	-	-	-	-	-	-	-	4	-
Anti-Doping Agency of Serbia	ADAS	2	-	1	-	-	-	-	-	-	-	-	-	2	50%
Anti-Doping Agency of Malaysia	ADAMAS	-	-	-	2	-	-	-	-	-	-	-	-	2	-
		65	-	4	57	-	1	-	-	-	-	-	-	122	

Table 58: ARISF Sport - American Football

Testing Authority (TA)	ADAMS Code	Urine						Blood						Total Samples	% AAF
		IC			OOC			IC			OOC				
		Samples	ATF	AAF	Samples	ATF	AAF	Samples	ATF	AAF	Samples	ATF	AAF		
Mexican National Anti-Doping Committee	MEX-NADO	143	-	34	70	1	1	-	-	-	-	-	-	213	16.4%
Swedish Sports Confederation	RF	75	-	3	55	-	-	4	-	-	6	-	-	140	2.1%
Finnish Center for Integrity in Sports/Finnish Anti-Doping Agency	FINCIS/FINADA	45	-	1	49	-	-	4	-	-	5	-	-	103	1.0%
French Anti-Doping Agency	AFLD-NADO	10	-	-	46	-	-	-	-	-	-	-	-	56	-
Anti-Doping Denmark	ADD	20	-	-	33	-	-	-	-	-	-	-	-	53	-
Anti-Doping Norway	ADNO	25	-	-	23	-	1	-	-	-	2	-	-	50	2%
Canadian Centre for Ethics in Sport	CCES	16	-	-	20	-	-	8	-	-	2	-	-	46	-
German National Anti-Doping Agency	NADA	35	-	2	-	-	-	5	-	-	-	-	-	40	5.0%
National Anti-Doping Agency Austria GmbH	NADA Austria	12	-	1	23	-	-	-	-	-	4	-	-	39	2.6%
Anti-Doping Agency of Serbia	ADAS	18	-	1	-	-	-	-	-	-	-	-	-	18	6%
Hungarian Anti-Doping Agency	HUNADO	14	-	1	-	-	-	-	-	-	-	-	-	14	7.1%
Czech Anti-Doping Committee	CADC	8	-	1	4	-	1	-	-	-	-	-	-	12	16.7%
International Federation of American Football	IFAF	12	-	1	-	-	-	-	-	-	-	-	-	12	8%
Japan Anti-Doping Agency	JADA	12	-	-	-	-	-	-	-	-	-	-	-	12	-
Italian National Anti-Doping Agency	NADO ITALIA	8	-	-	-	-	-	-	-	-	-	-	-	8	-
Antidoping Switzerland	ADCH	8	-	-	-	-	-	-	-	-	-	-	-	8	-
Italian Ministry of Health Departement	CVD-Italia	8	-	-	-	-	-	-	-	-	-	-	-	8	-
Spain National Anti-Doping Agency	ESP-NADO	6	-	-	-	-	-	1	-	-	-	-	-	7	-
Turkish Anti Doping Commission	TADC	4	-	-	-	-	-	-	-	-	-	-	-	4	-
		479	-	45	323	1	3	22	-	-	19	-	-	843	

Table 59: ARISF Sport - Automobile

Testing Authority (TA)	ADAMS Code	Urine						Blood						Total Samples	% AAF
		IC			OOC			IC			OOC				
		Samples	ATF	AAF	Samples	ATF	AAF	Samples	ATF	AAF	Samples	ATF	AAF		
International Automobile Federation	FIA	107	-	1	24	-	-	-	-	-	-	-	-	131	1%
German National Anti-Doping Agency	NADA	24	-	-	-	-	-	-	-	-	-	-	-	24	-
UK Anti-Doping	UKAD	22	-	1	-	-	-	-	-	-	-	-	-	22	4.5%
Spain National Anti-Doping Agency	ESP-NADO	18	-	-	2	-	-	-	-	-	-	-	-	20	-
Sport Ireland	SI	16	-	1	-	-	-	-	-	-	-	-	-	16	6%
National Anti Doping Agency -India	IND-NADO	16	-	1	-	-	-	-	-	-	-	-	-	16	6%
Portugal Anti-Doping Agency	ADoP	15	-	1	-	-	-	-	-	-	-	-	-	15	6.7%
French Community of Belgium NADO	BEL-CFWB	12	-	-	-	-	-	-	-	-	-	-	-	12	-
NADO Flanders	NADOF	12	-	1	-	-	-	-	-	-	-	-	-	12	8%
Braslian Authority on Anti-Doping Control	ABCD	12	-	1	-	-	-	-	-	-	-	-	-	12	8.3%
Australian Sports Anti-Doping Authority	ASADA	10	-	-	-	-	-	-	-	-	-	-	-	10	-
Hungarian Anti-Doping Agency	HUNADO	10	-	-	-	-	-	-	-	-	-	-	-	10	-
Italian National Anti-Doping Agency	NADO ITALIA	8	-	2	-	-	-	-	-	-	-	-	-	8	25.0%
Czech Anti-Doping Committee	CADC	8	-	-	-	-	-	-	-	-	-	-	-	8	-
Antidoping Switzerland	ADCH	8	-	-	-	-	-	-	-	-	-	-	-	8	-
Netherlands Anti-Doping Authority	ADAN	7	-	-	-	-	-	-	-	-	-	-	-	7	-
Finnish Center for Integrity in Sports/Finnish Anti-Doping Agency	FINCIS/FINADA	6	-	-	-	-	-	-	-	-	-	-	-	6	-
Turkish Anti Doping Commission	TADC	4	-	-	-	-	-	-	-	-	-	-	-	4	-
Swedish Sports Confederation	RF	4	-	1	-	-	-	-	-	-	-	-	-	4	25.0%
French Anti-Doping Agency	AFLD-NADO	4	-	1	-	-	-	-	-	-	-	-	-	4	25.0%
Romanian National Anti-Doping Agency	ANAD-Romania	1	-	-	2	-	-	-	-	-	-	-	-	3	-
Argentina National Anti-Doping Agency	ARG-CNAD	3	-	-	-	-	-	-	-	-	-	-	-	3	-
Monaco Anti-Doping Committee	CMA Monaco	-	-	-	2	-	-	-	-	-	-	-	-	2	-
Anti-Doping Agency of Serbia	ADAS	2	-	-	-	-	-	-	-	-	-	-	-	2	-
Japan Anti-Doping Agency	JADA	2	-	-	-	-	-	-	-	-	-	-	-	2	-
		331	-	11	30	-	-	-	-	-	-	-	-	361	

Table 60: ARISF Sport - Bandy

Testing Authority (TA)	ADAMS Code	Urine						Blood						Total Samples	% AAF
		IC			OOC			IC			OOC				
		Samples	ATF	AAF	Samples	ATF	AAF	Samples	ATF	AAF	Samples	ATF	AAF		
Swedish Sports Confederation	RF	20	-	-	27	-	-	2	-	-	3	-	-	52	-
International Federation of Bandy	FIB	44	-	-	5	-	-	2	-	-	-	-	-	51	-
Finnish Center for Integrity in Sports/Finnish Anti-Doping Agency	FINCIS/FINADA	8	-	-	7	-	-	-	-	-	2	-	-	17	-
Kazakhstan National Anti-Doping Centre	KAZ-NADO	-	-	-	14	-	-	-	-	-	-	-	-	14	-
Anti-Doping Norway	ADNO	4	-	-	4	-	-	-	-	-	-	-	-	8	-
Russian National Anti-Doping Organization	RUSADA	4	-	-	-	-	-	-	-	-	-	-	-	4	-
		80	-	-	57	-	-	4	-	-	5	-	-	146	

Table 61: ARISF Sport - Baseball

Testing Authority (TA)	ADAMS Code	Urine						Blood						Total Samples	% AAF
		IC			OOC			IC			OOC				
		Samples	ATF	AAF	Samples	ATF	AAF	Samples	ATF	AAF	Samples	ATF	AAF		
German National Anti-Doping Agency	NADA	74	-	1	41	-	-	-	-	-	7	-	-	122	0.8%
Australian Sports Anti-Doping Authority	ASADA	26	-	1	63	-	1	-	-	-	7	-	-	96	2.1%
World Baseball Softball Confederation	WBSC	70	-	-	12	-	-	-	-	-	-	-	-	82	-
Venezuelan Professional Baseball League	VEN-ProBB	72	-	4	3	-	-	-	-	-	-	-	-	75	5.3%
Japan Anti-Doping Agency	JADA	24	-	1	43	-	-	-	-	-	-	-	-	67	1.5%
Korea Anti-Doping Agency	KADA	42	-	-	12	-	-	-	-	-	2	-	-	56	-
Mexican National Anti-Doping Committee	MEX-NADO	15	-	2	32	-	1	-	-	-	-	-	-	47	6%
China Anti-Doping Agency	CHINADA	14	-	-	24	-	-	2	-	-	3	-	-	43	-
Central American and Caribbean Sports Organization	ODECABE	41	-	1	-	-	-	-	-	-	-	-	-	41	2%
Olympic Council of Asia	OCA	24	-	-	6	-	-	-	-	-	3	-	-	33	-
Netherlands Anti-Doping Authority	ADAN	18	-	-	11	-	-	-	-	-	-	-	-	29	-
Mexican Pacific Baseball League	LMP	23	-	-	-	-	-	-	-	-	-	-	-	23	-
Czech Anti-Doping Committee	CADC	12	-	-	8	-	-	-	-	-	1	-	-	21	-
Canadian Centre for Ethics in Sport	CCES	4	-	-	17	-	-	-	-	-	-	-	-	21	-
Cuban National Anti-Doping Agency	CUB-NADO	4	-	-	16	-	-	-	-	-	-	-	-	20	-
Doping Control Agency of Thailand	DCAT	-	-	-	20	-	-	-	-	-	-	-	-	20	-
Federacion Dominicana de Medicina del Deporte	FEDOMEDE	-	-	-	19	-	-	-	-	-	-	-	-	19	-
Italian National Anti-Doping Agency	NADO ITALIA	4	-	-	6	-	-	-	-	-	6	-	-	16	-
National Anti-Doping Agency Austria GmbH	NADA Austria	-	-	-	12	-	-	-	-	-	4	-	-	16	-
Spain National Anti-Doping Agency	ESP-NADO	10	-	-	-	-	-	2	-	-	-	-	-	12	-
Swedish Sports Confederation	RF	12	-	-	-	-	-	-	-	-	-	-	-	12	-
Russian National Anti-Doping Organization	RUSADA	8	-	-	-	-	-	-	-	-	-	-	-	8	-
French Community of Belgium NADO	BEL-CFWB	6	-	1	-	-	-	1	-	-	-	-	-	7	14%
Hungarian Anti-Doping Agency	HUNADO	6	-	-	-	-	-	-	-	-	-	-	-	6	-
Venezuela NADO	VEN-NADO	-	-	-	5	-	-	-	-	-	-	-	-	5	-
CHN-Provincial Sports Bureau in China	CHN-PSB	5	-	-	-	-	-	-	-	-	-	-	-	5	-
Lembaga Anti-Doping Indonesia	LADI	-	-	-	5	-	-	-	-	-	-	-	-	5	-
Colombian NADO	COL-NADO	4	-	-	-	-	-	-	-	-	-	-	-	4	-
Central American RADO	RADO-CAM	-	-	-	4	-	1	-	-	-	-	-	-	4	25%
Hong Kong Anti-Doping Committee	HKG-ADC	-	-	-	4	-	-	-	-	-	-	-	-	4	-
Anti-Doping Norway	ADNO	4	-	-	-	-	-	-	-	-	-	-	-	4	-
Oceania RADO	O-RADO	2	-	-	1	-	-	-	-	-	-	-	-	3	-
Anti-Doping Agency of Serbia	ADAS	2	-	-	-	-	-	-	-	-	-	-	-	2	-
		526	-	11	364	-	3	5	-	-	33	-	-	928	

Table 62: ARISF Sport - Basque Pelota

Testing Authority (TA)	ADAMS Code	Urine						Blood						Total Samples	% AAF
		IC			OOC			IC			OOC				
		Samples	ATF	AAF	Samples	ATF	AAF	Samples	ATF	AAF	Samples	ATF	AAF		
International Federation of Pelota Vasca	FIPV	25	-	-	-	-	-	-	-	-	-	-	-	25	-
French Anti-Doping Agency	AFLD-NADO	10	-	-	4	-	-	-	-	-	-	-	-	14	-
Spain National Anti-Doping Agency	ESP-NADO	8	-	-	-	-	-	-	-	-	-	-	-	8	-
Cuban National Anti-Doping Agency	CUB-NADO	-	-	-	7	-	-	-	-	-	-	-	-	7	-
South American Sports Organization	ODESUR	2	-	-	-	-	-	-	-	-	-	-	-	2	-
		45	-	-	11	-	-	-	-	-	-	-	-	56	

Table 63: ARISF Sport - Billiards Sports

Testing Authority (TA)	ADAMS Code	Urine						Blood						Total Samples	% AAF
		IC			OOC			IC			OOC				
		Samples	ATF	AAF	Samples	ATF	AAF	Samples	ATF	AAF	Samples	ATF	AAF		
Korea Anti-Doping Agency	KADA	22	-	-	-	-	-	-	-	-	-	-	-	22	-
World Snooker Limited	WSL	17	-	-	-	-	-	-	-	-	-	-	-	17	-
Portugal Anti-Doping Agency	ADoP	17	-	-	-	-	-	-	-	-	-	-	-	17	-
Netherlands Anti-Doping Authority	ADAN	15	-	2	-	-	-	-	-	-	-	-	-	15	13%
World Confederation of Billiards Sports	WCBS	14	-	-	-	-	-	-	-	-	-	-	-	14	-
German National Anti-Doping Agency	NADA	14	-	-	-	-	-	-	-	-	-	-	-	14	-
European Pocket Billiard Federation	EPBF	9	-	-	-	-	-	-	-	-	-	-	-	9	-
Japan Anti-Doping Agency	JADA	9	-	-	-	-	-	-	-	-	-	-	-	9	-
National Anti Doping Agency -India	IND-NADO	5	-	-	-	-	-	-	-	-	-	-	-	5	-
Polish Anti-Doping Agency	POLADA	4	-	-	-	-	-	-	-	-	-	-	-	4	-
Hong Kong Anti-Doping Committee	HKG-ADC	-	-	-	4	-	-	-	-	-	-	-	-	4	-
Spain National Anti-Doping Agency	ESP-NADO	4	-	-	-	-	-	-	-	-	-	-	-	4	-
National Anti-Doping Agency Austria GmbH	NADA Austria	-	-	-	3	-	1	-	-	-	-	-	-	3	33%
Italian National Anti-Doping Agency	NADO ITALIA	3	-	1	-	-	-	-	-	-	-	-	-	3	33%
Turkish Anti Doping Commission	TADC	2	-	-	-	-	-	-	-	-	-	-	-	2	-
Finnish Center for Integrity in Sports/Finnish Anti-Doping Agency	FINCIS/FINADA	1	-	-	-	-	-	-	-	-	-	-	-	1	-
Anti-Doping Commission, Chinese Taipei Olympic Committee	CTADA	1	-	-	-	-	-	-	-	-	-	-	-	1	-
		137	-	3	7	-	1	-	-	-	-	-	-	144	

Table 64: ARISF Sport - Boules Sports

Testing Authority (TA)	ADAMS Code	Urine						Blood						Total Samples	% AAF
		IC			OOC			IC			OOC				
		Samples	ATF	AAF	Samples	ATF	AAF	Samples	ATF	AAF	Samples	ATF	AAF		
Korea Anti-Doping Agency	KADA	27	-	2	1	-	1	-	-	-	-	-	-	28	11%
World Confederation of Boules Sports	CMSB	22	-	-	-	-	-	-	-	-	-	-	-	22	-
National Anti Doping Agency -India	IND-NADO	-	-	-	13	-	-	-	-	-	-	-	-	13	-
Australian Sports Anti-Doping Authority	ASADA	12	-	-	-	-	-	-	-	-	-	-	-	12	-
Anti-Doping Agency of Malaysia	ADAMAS	11	-	-	-	-	-	-	-	-	-	-	-	11	-
Brunei Darussalam Anti-Doping Committee	BDADC BRUNEI	-	-	-	9	-	-	-	-	-	-	-	-	9	-
Monaco Anti-Doping Committee	CMA Monaco	8	-	2	-	-	-	-	-	-	-	-	-	8	25%
Commonwealth Games Federation	CGF	7	-	-	-	-	-	-	-	-	-	-	-	7	-
Spain National Anti-Doping Agency	ESP-NADO	6	-	-	-	-	-	-	-	-	-	-	-	6	-
German National Anti-Doping Agency	NADA	4	-	1	-	-	-	-	-	-	-	-	-	4	25%
Anti-Doping Commission, Chinese Taipei Olympic Committee	CTADA	4	-	-	-	-	-	-	-	-	-	-	-	4	-
Turkish Anti Doping Commission	TADC	4	-	-	-	-	-	-	-	-	-	-	-	4	-
Anti-Doping Norway	ADNO	3	-	-	-	-	-	-	-	-	-	-	-	3	-
Canadian Centre for Ethics in Sport	CCES	3	-	-	-	-	-	-	-	-	-	-	-	3	-
San Marino Standing Committee on Anti-Doping	SMR-NADO	-	-	-	2	-	-	-	-	-	-	-	-	2	-
Africa Zone II & III RADO	AFR-RADO-II-III	-	-	-	1	-	-	-	-	-	-	-	-	1	-
		111	-	5	26	-	1	-	-	-	-	-	-	137	

Table 65: ARISF Sport - Bowling

Testing Authority (TA)	ADAMS Code	Urine						Blood						Total Samples	% AAF
		IC			OOC			IC			OOC				
		Samples	ATF	AAF	Samples	ATF	AAF	Samples	ATF	AAF	Samples	ATF	AAF		
Korea Anti-Doping Agency	KADA	37	-	-	12	-	-	-	-	-	-	-	-	49	-
Japan Anti-Doping Agency	JADA	16	-	-	12	-	-	-	-	-	-	-	-	28	-
Mexican National Anti-Doping Committee	MEX-NADO	-	-	-	22	-	1	-	-	-	-	-	-	22	5%
National Anti-Doping Agency Austria GmbH	NADA Austria	12	-	-	-	-	-	-	-	-	-	-	-	12	-
Saudi Arabian Antidoping Committee	KSA-NADO	5	-	-	6	-	-	-	-	-	-	-	-	11	-
US Anti-Doping Agency	USADA	-	-	-	11	-	-	-	-	-	-	-	-	11	-
Romanian National Anti-Doping Agency	ANAD-Romania	4	-	-	7	-	-	-	-	-	-	-	-	11	-
Doping Control Agency of Thailand	DCAT	1	-	-	10	-	-	-	-	-	-	-	-	11	-
Netherlands Anti-Doping Authority	ADAN	8	-	-	-	-	-	-	-	-	-	-	-	8	-
China Anti-Doping Agency	CHINADA	-	-	-	8	-	-	-	-	-	-	-	-	8	-
Anti-Doping Agency of Malaysia	ADAMAS	-	-	-	8	-	-	-	-	-	-	-	-	8	-
Anti-Doping Agency of Kenya	ADAK	-	-	-	6	-	-	-	-	-	-	-	-	6	-
German National Anti-Doping Agency	NADA	6	-	-	-	-	-	-	-	-	-	-	-	6	-
World Bowling	WB	6	-	-	-	-	-	-	-	-	-	-	-	6	-
Canadian Centre for Ethics in Sport	CCES	3	-	-	3	-	-	-	-	-	-	-	-	6	-
Anti-Doping Commission, Chinese Taipei Olympic Committee	CTADA	1	-	-	4	-	-	-	-	-	-	-	-	5	-
Finnish Center for Integrity in Sports/Finnish Anti-Doping Agency	FINCIS/FINADA	5	-	-	-	-	-	-	-	-	-	-	-	5	-
Central American and Caribbean Sports Organization	ODECABE	4	-	-	-	-	-	-	-	-	-	-	-	4	-
Anti-Doping Agency of Serbia	ADAS	4	-	-	-	-	-	-	-	-	-	-	-	4	-
United Arab Emirates National Anti-doping Committee	UAE-NADO	-	-	-	4	-	-	-	-	-	-	-	-	4	-
Lembaga Anti-Doping Indonesia	LADI	-	-	-	4	-	-	-	-	-	-	-	-	4	-
Anti-Doping Norway	ADNO	4	-	-	-	-	-	-	-	-	-	-	-	4	-
Olympic Council of Asia	OCA	4	-	-	-	-	-	-	-	-	-	-	-	4	-
Spain National Anti-Doping Agency	ESP-NADO	4	-	-	-	-	-	-	-	-	-	-	-	4	-
Caribbean RADO	CAR-RADO	-	-	-	2	-	-	-	-	-	-	-	-	2	-
Czech Anti-Doping Committee	CADC	2	-	-	-	-	-	-	-	-	-	-	-	2	-
Hong Kong Anti-Doping Committee	HKG-ADC	-	-	-	1	-	-	-	-	-	-	-	-	1	-
Brunei Darussalam Anti-Doping Committee	BDADC BRUNEI	-	-	-	1	-	-	-	-	-	-	-	-	1	-
		126	-	-	121	-	1	-	-	-	-	-	-	247	

Table 66: ARISF Sport - Bridge

Testing Authority (TA)	ADAMS Code	Urine						Blood						Total Samples	% AAF
		IC			OOC			IC			OOC				
		Samples	ATF	AAF	Samples	ATF	AAF	Samples	ATF	AAF	Samples	ATF	AAF		
China Anti-Doping Agency	CHINADA	-	-	-	26	-	-	-	-	-	-	-	-	26	-
Doping Control Agency of Thailand	DCAT	-	-	-	20	-	-	-	-	-	-	-	-	20	-
World Bridge Federation	WBF	16	-	1	-	-	-	-	-	-	-	-	-	16	6%
Japan Anti-Doping Agency	JADA	-	-	-	12	-	-	-	-	-	-	-	-	12	-
Turkish Anti Doping Commission	TADC	4	-	-	-	-	-	-	-	-	-	-	-	4	-
Portugal Anti-Doping Agency	ADoP	4	-	1	-	-	-	-	-	-	-	-	-	4	25%
Anti-Doping Agency of Serbia	ADAS	2	-	-	-	-	-	-	-	-	-	-	-	2	-
Hong Kong Anti-Doping Committee	HKG-ADC	-	-	-	2	-	-	-	-	-	-	-	-	2	-
		26	-	2	60	-	-	-	-	-	-	-	-	86	

Table 67: AIMS Sport - Cheer

Testing Authority (TA)	ADAMS Code	Urine						Blood						Total Samples	% AAF
		IC			OOC			IC			OOC				
		Samples	ATF	AAF	Samples	ATF	AAF	Samples	ATF	AAF	Samples	ATF	AAF		
International Cheer Union	ICU	27	-	1	8	-	-	-	-	-	-	-	-	35	3%
Anti-Doping Norway	ADNO	6	-	-	19	-	1	-	-	-	8	-	-	33	3%
Canadian Centre for Ethics in Sport	CCES	-	-	-	4	-	-	-	-	-	-	-	-	4	-
		33	-	1	31	-	1	-	-	-	8	-	-	72	

Table 68: ARISF Sport - Chess

Testing Authority (TA)	ADAMS Code	Urine						Blood						Total Samples	% AAF
		IC			OOC			IC			OOC				
		Samples	ATF	AAF	Samples	ATF	AAF	Samples	ATF	AAF	Samples	ATF	AAF		
World Chess Federation	FIDE	22	-	-	-	-	-	-	-	-	-	-	-	22	-
National Anti Doping Agency -India	IND-NADO	12	-	-	-	-	-	-	-	-	-	-	-	12	-
German National Anti-Doping Agency	NADA	9	-	-	-	-	-	-	-	-	-	-	-	9	-
Brasilian Authority on Anti-Doping Control	ABCD	8	-	-	-	-	-	-	-	-	-	-	-	8	-
Spain National Anti-Doping Agency	ESP-NADO	6	-	-	-	-	-	-	-	-	-	-	-	6	-
Czech Anti-Doping Committee	CADC	4	-	-	-	-	-	-	-	-	-	-	-	4	-
Anti-Doping Agency of Serbia	ADAS	4	-	-	-	-	-	-	-	-	-	-	-	4	-
Turkish Anti Doping Commission	TADC	4	-	-	-	-	-	-	-	-	-	-	-	4	-
Portugal Anti-Doping Agency	ADoP	3	-	-	-	-	-	-	-	-	-	-	-	3	-
Romanian National Anti-Doping Agency	ANAD-Romania	-	-	-	3	-	-	-	-	-	-	-	-	3	-
Italian National Anti-Doping Agency	NADO ITALIA	1	-	-	-	-	-	-	-	-	-	-	-	1	-
		73	-	-	3	-	-	-	-	-	-	-	-	76	

Table 69: ARISF Sport - Cricket

Testing Authority (TA)	ADAMS Code	Urine						Blood						Total Samples	% AAF
		IC Samples	ATF	AAF	OOB Samples	ATF	AAF	IC Samples	ATF	AAF	OOB Samples	ATF	AAF		
International Cricket Council	ICC	184	-	1	277	-	-	-	-	-	16	-	-	477	0.2%
UK Anti-Doping	UKAD	104	-	-	142	-	-	4	-	-	72	-	-	322	-
Board of Control for Cricket in India	IND-BCCI	208	-	1	25	-	-	-	-	-	-	-	233	0%	
Australian Sports Anti-Doping Authority	ASADA	22	-	-	91	-	-	-	-	-	24	-	-	137	-
Drug Free Sport New Zealand	DFSNZ	22	-	-	42	-	-	-	-	-	-	-	64	-	
Anti-Doping Organization of Pakistan	ADOPak	59	-	1	-	-	-	-	-	-	-	-	59	2%	
South African Institute for Drug-Free Sport	SAIDS	50	-	-	-	-	-	-	-	-	-	-	50	-	
Jamaica Anti-Doping Commission	JADCO	-	-	-	20	-	-	-	-	-	6	-	-	26	-
West Indies Cricket Board	WICB	25	-	-	-	-	-	-	-	-	-	-	25	-	
Bangladesh Cricket Board	BAN-BCB	16	-	1	-	-	-	-	-	-	-	-	16	6%	
Netherlands Anti-Doping Authority	ADAN	16	-	-	-	-	-	-	-	-	-	-	16	-	
Afghanistan Cricket Board	AFG-CK	12	-	1	-	-	-	-	-	-	-	-	12	8%	
Sri Lanka Anti Doping Agency	SRI-NADO	12	-	-	-	-	-	-	-	-	-	-	12	-	
Pakistan Cricket Board	PAK-CR	12	-	-	-	-	-	-	-	-	-	-	12	-	
Italian National Anti-Doping Agency	NADO ITALIA	6	-	1	-	-	-	-	-	-	-	-	6	17%	
Anti-Doping Norway	ADNO	4	-	-	-	-	-	-	-	-	-	-	4	-	
Anti-Doping Agency of Malaysia	ADAMAS	4	-	-	-	-	-	-	-	-	-	-	4	-	
South Asia RADO	S-ASIA-RADO	-	-	-	3	-	-	-	-	-	-	-	3	-	
Oceania RADO	O-RADO	-	-	-	3	-	-	-	-	-	-	-	3	-	
Anti-Doping Agency of Serbia	ADAS	2	-	-	-	-	-	-	-	-	-	-	2	-	
Hong Kong Anti-Doping Committee	HKG-ADC	-	-	-	1	-	-	-	-	-	-	-	1	-	
		758	-	6	604	-	-	4	-	-	118	-	-	1484	

Table 70: ARISF Sport - DanceSport

Testing Authority (TA)	ADAMS Code	Urine						Blood						Total Samples	% AAF
		IC Samples	ATF	AAF	OOB Samples	ATF	AAF	IC Samples	ATF	AAF	OOB Samples	ATF	AAF		
World DanceSport Federation	WDSF	96	-	1	15	-	-	10	-	-	-	-	-	121	1%
German National Anti-Doping Agency	NADA	33	-	-	55	-	-	4	-	-	3	-	-	95	-
Spain National Anti-Doping Agency	ESP-NADO	32	-	-	-	-	-	5	-	-	-	-	-	37	-
Japan Anti-Doping Agency	JADA	30	-	-	4	-	-	-	-	-	-	-	-	34	-
World Rock'n'Roll Confederation	WRRC	18	-	-	-	-	-	-	-	-	-	-	-	18	-
Netherlands Anti-Doping Authority	ADAN	13	-	-	-	-	-	-	-	-	-	-	-	13	-
Anti-Doping Denmark	ADD	4	-	-	4	-	-	-	-	-	1	-	-	9	-
Italian National Anti-Doping Agency	NADO ITALIA	8	-	-	-	-	-	-	-	-	-	-	-	8	-
Romanian National Anti-Doping Agency	ANAD-Romania	8	-	-	-	-	-	-	-	-	-	-	-	8	-
Czech Anti-Doping Committee	CADC	5	-	-	-	-	-	-	-	-	-	-	-	5	-
Hungarian Anti-Doping Agency	HUNADO	4	-	-	1	-	-	-	-	-	-	-	-	5	-
Finnish Center for Integrity in Sports/Finnish Anti-Doping Agency	FINCIS/FINADA	4	-	-	-	-	-	-	-	-	-	-	-	4	-
Polish Anti-Doping Agency	POLADA	4	-	-	-	-	-	-	-	-	-	-	-	4	-
International Olympic Committee	IOC	3	-	-	1	-	-	-	-	-	-	-	-	4	-
China Anti-Doping Agency	CHINADA	-	-	-	2	-	-	-	-	-	1	-	-	3	-
Swedish Sports Confederation	RF	3	-	-	-	-	-	-	-	-	-	-	-	3	-
Anti-Doping Agency of Serbia	ADAS	2	-	-	-	-	-	-	-	-	-	-	-	2	-
National Anti-Doping Agency Austria GmbH	NADA Austria	-	-	-	1	-	-	-	-	-	-	-	-	1	-
Korea Anti-Doping Agency	KADA	-	-	-	1	-	-	-	-	-	-	-	-	1	-
		267	-	1	84	-	-	19	-	-	5	-	-	375	

Table 71: ARISF Sport - Floorball

Testing Authority (TA)	ADAMS Code	Urine						Blood						Total Samples	% AAF
		IC Samples	ATF	AAF	OOB Samples	ATF	AAF	IC Samples	ATF	AAF	OOB Samples	ATF	AAF		
International Floorball Federation	IFF	60	-	1	37	-	-	-	-	-	2	-	-	99	1%
Finnish Center for Integrity in Sports/Finnish Anti-Doping Agency	FINCIS/FINADA	43	-	-	45	-	-	2	-	-	3	-	-	93	-
Swedish Sports Confederation	RF	19	-	-	43	-	-	-	-	-	2	-	-	64	-
Anti-Doping Norway	ADNO	33	-	1	8	-	-	1	-	-	1	-	-	43	2%
Antidoping Switzerland	ADCH	20	-	1	-	-	-	-	-	-	-	-	-	20	5%
Czech Anti-Doping Committee	CADC	16	-	-	4	-	-	-	-	-	-	-	-	20	-
Anti-Doping department of State Sports Medicine Centre	LAT-NADO	14	-	-	-	-	-	1	-	-	-	-	-	15	-
Slovak Anti-Doping Agency	SADA	8	-	-	-	-	-	1	-	-	-	-	-	9	-
Anti-Doping Singapore	ADS	-	-	-	8	-	-	-	-	-	-	-	-	8	-
Netherlands Anti-Doping Authority	ADAN	8	-	-	-	-	-	-	-	-	-	-	-	8	-
International University Sport Federation	FISU	3	-	-	-	-	-	-	-	-	-	-	-	3	-
		224	-	3	145	-	-	5	-	-	8	-	-	382	

Table 72: ARISF Sport - Flying Disc

Testing Authority (TA)	ADAMS Code	Urine						Blood						Total Samples	% AAF
		IC Samples	ATF	AAF	OOB Samples	ATF	AAF	IC Samples	ATF	AAF	OOB Samples	ATF	AAF		
Japan Anti-Doping Agency	JADA	8	-	-	-	-	-	-	-	-	-	-	-	8	-
Anti-Doping Norway	ADNO	4	-	-	-	-	-	-	-	-	-	-	-	4	-
World Flying Disc Federation	WDFD	2	-	-	2	-	-	-	-	-	-	-	-	4	-
German National Anti-Doping Agency	NADA	4	-	-	-	-	-	-	-	-	-	-	-	4	-
Anti-Doping Commission, Chinese Taipei Olympic Committee	CTADA	2	-	-	-	-	-	-	-	-	-	-	-	2	-
US Anti-Doping Agency	USADA	1	-	-	-	-	-	-	-	-	-	-	-	1	-
		21	-	-	2	-	-	-	-	-	-	-	-	23	

2018 Anti-Doping Testing Figures
Samples Analyzed and Reported by Accredited Laboratories in ADAMS

Table 73: ARISF Sport - Karate

Testing Authority (TA)	ADAMS Code	Urine						Blood						Total Samples	% AAF
		IC Samples	ATF	AAF	OOB Samples	ATF	AAF	IC Samples	ATF	AAF	OOB Samples	ATF	AAF		
World Karate Federation	WKF	150	-	-	67	-	-	-	-	-	-	-	-	217	-
Russian National Anti-Doping Organization	RUSADA	14	-	1	55	-	1	-	-	-	-	-	-	69	3%
German National Anti-Doping Agency	NADA	14	-	-	39	-	-	12	-	-	3	-	-	68	-
Japan Anti-Doping Agency	JADA	12	-	-	27	-	-	-	-	-	2	-	-	41	-
Azerbaijan National Anti-Doping Agency	AMADA	25	-	-	11	-	-	-	-	-	4	-	-	40	-
US Anti-Doping Agency	USADA	24	-	1	13	-	-	-	-	-	2	-	-	39	3%
Chilean National Anti-Doping Commission	CHI-NADO	30	-	-	9	-	-	-	-	-	-	-	-	39	-
Romanian National Anti-Doping Agency	ANAD-Romania	10	-	-	25	-	-	-	-	-	3	-	-	38	-
Italian National Anti-Doping Agency	NADO ITALIA	4	-	-	21	-	-	-	-	-	6	-	-	31	-
Kazakhstan National Anti-Doping Centre	KAZ-NADO	-	-	-	30	-	-	-	-	-	-	-	-	30	-
Olympic Council of Asia	OCA	24	-	-	3	-	-	-	-	-	2	-	-	29	-
Mexican National Anti-Doping Committee	MEX-NADO	-	-	-	29	-	-	-	-	-	-	-	-	29	-
French Anti-Doping Agency	AFLD-NADO	19	-	1	6	-	-	-	-	-	-	-	-	25	4%
Saudi Arabian Antidoping Committee	KSA-NADO	18	-	-	6	-	-	-	-	-	-	-	-	24	-
Egyptian National Anti-doping Organization	EGY-NADO	-	-	-	23	-	-	-	-	-	-	-	-	23	-
National Anti-Doping Agency Austria GmbH	NADA Austria	8	-	-	12	-	-	-	-	-	2	-	-	22	-
Australian Sports Anti-Doping Authority	ASADA	6	-	-	13	-	-	-	-	-	2	-	-	21	-
Turkish Anti Doping Commission	TADC	10	-	-	9	-	-	-	-	-	-	-	-	19	-
Netherlands Anti-Doping Authority	ADAN	-	-	-	18	-	-	-	-	-	-	-	-	18	-
Anti-Doping Norway	ADNO	-	-	-	17	-	-	-	-	-	1	-	-	18	-
China Anti-Doping Agency	CHINADA	-	-	-	14	-	-	-	-	-	2	-	-	16	-
Cuban National Anti-Doping Agency	CUB-NADO	-	-	-	15	-	-	-	-	-	-	-	-	15	-
Brasilian Authority on Anti-Doping Control	ABCD	15	-	-	-	-	-	-	-	-	-	-	-	15	-
French Community of Belgium NADO	BEL-CFWB	12	-	1	2	-	-	1	-	-	-	-	-	15	7%
I.R Iran National Anti-Doping Organization	IRI-NADO	8	-	-	7	-	-	-	-	-	-	-	-	15	-
Agency for Anti-Doping Control of Bosnia and Herzegovina	BIH-NADO	4	-	-	8	-	-	-	-	-	2	-	-	14	-
Central American and Caribbean Sports Organization	OCECABE	12	-	-	-	-	-	2	-	-	-	-	-	14	-
Anti-Doping Denmark	ADD	4	-	-	9	-	-	-	-	-	1	-	-	14	-
Italian Ministry of Health Departement	CVD-Italia	13	-	-	-	-	-	-	-	-	-	-	-	13	-
Hong Kong Anti-Doping Committee	HKG-ADC	-	-	-	13	-	-	-	-	-	-	-	-	13	-
Croatian Institute of Public Health	CIPH	6	-	-	5	-	-	-	-	-	1	-	-	12	-
CHN-Provincial Sports Bureau in China	CHN-PSB	11	-	-	-	-	-	-	-	-	-	-	-	11	-
Anti-Doping Commission, Chinese Taipei Olympic Committee	CTADA	5	-	-	6	-	-	-	-	-	-	-	-	11	-
Hungarian Anti-Doping Agency	HUNADO	4	-	-	7	-	-	-	-	-	-	-	-	11	-
International Committee of Mediterranean Games	ICMG	10	1	1	-	-	-	-	-	-	-	-	-	10	10%
Estonian Karate Federation	EKF	10	-	-	-	-	-	-	-	-	-	-	-	10	-
South American Sports Organization	ODESUR	9	-	-	-	-	-	-	-	-	-	-	-	9	-
Doping Control Agency of Thailand	DCAT	-	-	-	9	-	-	-	-	-	-	-	-	9	-
International Olympic Committee	IOC	6	-	-	3	-	-	-	-	-	-	-	-	9	-
Jordan Anti-doping Organization	JADO	-	-	-	9	-	-	-	-	-	-	-	-	9	-
Canadian Centre for Ethics in Sport	CCES	4	-	-	4	-	-	-	-	-	-	-	-	8	-
Belarus National Anti-Doping Agency	BNADA	7	-	-	-	-	-	1	-	-	-	-	-	8	-
Anti-Doping department of State Sports Medicine Centre	LAT-NADO	-	-	-	7	-	-	-	-	-	1	-	-	8	-
Antidoping Switzerland	ADCH	4	-	-	4	-	-	-	-	-	-	-	-	8	-
Finnish Center for Integrity in Sports/Finnish Anti-Doping Agency	FINCIS/FINADA	5	-	-	2	-	-	-	-	-	1	-	-	8	-
Anti-Doping Agency of Malaysia	ADAMAS	3	-	-	4	-	-	-	-	-	-	-	-	7	-
National Anti-Doping Commission of Macedonia	MKD-NADO	-	-	-	7	-	-	-	-	-	-	-	-	7	-
United Arab Emirates National Anti-doping Committee	UAE-NADO	4	-	-	3	-	-	-	-	-	-	-	-	7	-
Bulgarian Anti-doping Center	BUL-NADO	-	-	-	6	-	-	-	-	-	1	-	-	7	-
Hellenic National Council for Combatting Doping	ESKAN	4	-	-	2	-	-	-	-	-	-	-	-	6	-
South African Institute for Drug-Free Sport	SAIDS	5	-	-	-	-	-	-	-	-	-	-	-	5	-
Anti-Doping Agency of Serbia	ADAS	5	-	-	-	-	-	-	-	-	-	-	-	5	-
Argentina National Anti-Doping Agency	ARG-CNAD	2	-	1	2	-	-	-	-	-	-	-	-	4	25%
Africa Zone I RADO	AFR-RADO-I	-	-	-	4	-	-	-	-	-	-	-	-	4	-
Slovenian Antidoping Organization	SLOADO	-	-	-	4	-	-	-	-	-	-	-	-	4	-
Drug Free Sport New Zealand	DFSNZ	-	-	-	4	-	-	-	-	-	-	-	-	4	-
Vietnam Anti-Doping & Sports Medicine Agency	VADA	-	-	-	4	-	-	-	-	-	-	-	-	4	-
Czech Anti-Doping Committee	CADC	4	-	-	-	-	-	-	-	-	-	-	-	4	-
Korea Anti-Doping Agency	KADA	-	-	-	4	-	-	-	-	-	-	-	-	4	-
Estonian Anti-Doping Agency	EADA	2	-	-	1	-	-	-	-	-	-	-	-	3	-
South East Asia RADO	SE-ASIA-RADO	-	-	-	3	-	-	-	-	-	-	-	-	3	-
Cyprus Anti-Doping Authority	CYADA	3	-	-	-	-	-	-	-	-	-	-	-	3	-
Africa Zone V RADO	AFR-RADO-V	-	-	-	3	-	-	-	-	-	-	-	-	3	-
Brunei Darussalam Anti-Doping Committee	BDADC BRUNEI	-	-	-	2	-	-	-	-	-	-	-	-	2	-
Peru National Anti-Doping Commission	CONAD PERU	-	-	-	2	-	-	-	-	-	-	-	-	2	-
Eastern Europe RADO	E-EUR-RADO	-	-	-	2	-	-	-	-	-	-	-	-	2	-
World Anti-Doping Agency	WADA-AMA	-	-	-	1	-	-	-	-	-	1	-	-	2	-
Thailand University Sport Board	THA-UNI	2	-	-	-	-	-	-	-	-	-	-	-	2	-
Nepal Olympic committee	NEP-NADO	-	-	-	2	-	-	-	-	-	-	-	-	2	-
Estonian Karate Federation	EST-KF	2	-	-	-	-	-	-	-	-	-	-	-	2	-
Nigerian National Anti-Doping Committee	NGR-NADO	2	1	-	-	-	-	-	-	-	-	-	-	2	-

Table 73: ARISF Sport - Karate - continued

Testing Authority (TA)	ADAMS Code	Urine						Blood						Total Samples	% AAF
		IC			OOC			IC			OOC				
		Samples	ATF	AAF	Samples	ATF	AAF	Samples	ATF	AAF	Samples	ATF	AAF		
National Olympic and Sports Association of Iceland	ISL-NADO	2	-	-	-	-	-	-	-	-	-	-	-	2	-
South Asia RADO	S-ASIA-RADO	-	-	-	1	-	-	-	-	-	-	-	-	1	-
National Anti Doping Agency -India	IND-NADO	-	-	-	1	-	-	-	-	-	-	-	-	1	-
Luxembourg NADO	ALAD	-	-	-	1	-	-	-	-	-	-	-	-	1	-
Central Asia RADO	RADOCA-RADO	-	-	-	1	-	-	-	-	-	-	-	-	1	-
National Anti-doping Center of Ukraine	NADC Ukraine	-	-	-	1	-	-	-	-	-	-	-	-	1	-
South American RADO	RADO-SAM	-	-	-	1	-	-	-	-	-	-	-	-	1	-
Anti-Doping Paraguay	PAR-NADO	-	-	-	1	-	-	-	-	-	-	-	-	1	-
Andorra National Anti-Doping Commission	AGAD	-	-	-	1	-	-	-	-	-	-	-	-	1	-
Oceania RADO	O-RADO	-	-	-	1	-	-	-	-	-	-	-	-	1	-
		557	2	6	626	-	1	16	-	-	37	-	-	1236	

Table 74: ARISF Sport - Korfball

Testing Authority (TA)	ADAMS Code	Urine						Blood						Total Samples	% AAF
		IC			OOC			IC			OOC				
		Samples	ATF	AAF	Samples	ATF	AAF	Samples	ATF	AAF	Samples	ATF	AAF		
International Korfball Federation	IKF	28	-	-	2	-	-	-	-	-	3	-	-	33	-
Netherlands Anti-Doping Authority	ADAN	22	-	-	9	-	-	-	-	-	-	-	-	31	-
Anti-Doping Commission, Chinese Taipei Olympic Committee	CTADA	5	-	-	-	-	-	-	-	-	-	-	-	5	-
Portugal Anti-Doping Agency	ADoP	4	-	-	-	-	-	-	-	-	-	-	-	4	-
Anti-Doping Agency of Serbia	ADAS	-	-	-	2	-	-	-	-	-	-	-	-	2	-
		59	-	-	13	-	-	-	-	-	3	-	-	75	

Table 75: ARISF Sport - Life Saving

Testing Authority (TA)	ADAMS Code	Urine						Blood						Total Samples	% AAF
		IC			OOC			IC			OOC				
		Samples	ATF	AAF	Samples	ATF	AAF	Samples	ATF	AAF	Samples	ATF	AAF		
German National Anti-Doping Agency	NADA	38	-	-	35	-	-	4	-	-	2	-	-	79	-
Australian Sports Anti-Doping Authority	ASADA	38	-	-	30	-	-	-	-	-	5	-	-	73	-
International Life Saving Federation	ILSF	45	-	-	14	-	-	2	-	-	-	-	-	61	-
Italian National Anti-Doping Agency	NADO ITALIA	45	-	-	2	-	-	2	-	-	-	-	-	49	-
Anti-Doping Commission, Chinese Taipei Olympic Committee	CTADA	17	-	-	-	-	-	-	-	-	-	-	-	17	-
Spain National Anti-Doping Agency	ESP-NADO	12	-	-	1	-	-	1	-	-	-	-	-	14	-
Netherlands Anti-Doping Authority	ADAN	11	-	-	-	-	-	-	-	-	-	-	-	11	-
CHN-National Federations in China	CHN-NF	-	-	-	10	-	-	-	-	-	1	-	-	11	-
Sport Ireland	SI	6	-	-	-	-	-	-	-	-	-	-	-	6	-
French Anti-Doping Agency	AFLD-NADO	5	-	-	-	-	-	-	-	-	-	-	-	5	-
Drug Free Sport New Zealand	DFSNZ	4	-	-	-	-	-	-	-	-	-	-	-	4	-
Hungarian Anti-Doping Agency	HUNADO	4	-	-	-	-	-	-	-	-	-	-	-	4	-
Japan Anti-Doping Agency	JADA	4	-	-	-	-	-	-	-	-	-	-	-	4	-
South African Institute for Drug-Free Sport	SAIDS	2	-	1	-	-	-	-	-	-	-	-	-	2	50%
		231	-	1	92	-	-	9	-	-	8	-	-	340	

Table 76: ARISF Sport - Motorcycling Racing

Testing Authority (TA)	ADAMS Code	Urine						Blood						Total Samples	% AAF
		IC			OOC			IC			OOC				
		Samples	ATF	AAF	Samples	ATF	AAF	Samples	ATF	AAF	Samples	ATF	AAF		
International Motorcycling Federation	FIM	151	-	4	34	-	-	5	-	-	-	-	-	190	2%
Polish Anti-Doping Agency	POLADA	42	-	-	-	-	-	-	-	-	-	-	-	42	-
French Anti-Doping Agency	AFLD-NADO	27	-	1	-	-	-	-	-	-	-	-	-	27	4%
Australian Sports Anti-Doping Authority	ASADA	27	-	1	-	-	-	-	-	-	-	-	-	27	4%
French Community of Belgium NADO	BEL-CFWB	26	-	2	-	-	-	-	-	-	-	-	-	26	8%
Netherlands Anti-Doping Authority	ADAN	22	-	-	3	-	-	-	-	-	-	-	-	25	-
US Anti-Doping Agency	USADA	10	-	-	-	-	-	-	-	9	-	-	-	19	-
German National Anti-Doping Agency	NADA	16	-	-	-	-	-	-	-	-	-	-	-	16	-
Sport Ireland	SI	15	-	-	-	-	-	-	-	-	-	-	-	15	-
Japan Anti-Doping Agency	JADA	13	-	-	-	-	-	-	-	-	-	-	-	13	-
NADO Flanders	NADOF	12	-	-	-	-	-	-	-	-	-	-	-	12	-
Portugal Anti-Doping Agency	ADoP	9	-	-	-	-	-	-	-	-	-	-	-	9	-
Czech Anti-Doping Committee	CADC	9	-	-	-	-	-	-	-	-	-	-	-	9	-
UK Anti-Doping	UKAD	8	-	-	-	-	-	-	-	-	-	-	-	8	-
Antidoping Switzerland	ADCH	-	-	-	8	-	-	-	-	-	-	-	-	8	-
Swedish Sports Confederation	RF	8	-	1	-	-	-	-	-	-	-	-	-	8	13%
Anti-Doping Norway	ADNO	8	-	-	-	-	-	-	-	-	-	-	-	8	-
Finnish Center for Integrity in Sports/Finnish Anti-Doping Agency	FINCIS/FINADA	8	-	1	-	-	-	-	-	-	-	-	-	8	13%
Hungarian Anti-Doping Agency	HUNADO	6	-	-	-	-	-	-	-	-	-	-	-	6	-
Spain National Anti-Doping Agency	ESP-NADO	5	-	-	-	-	-	1	-	-	-	-	-	6	-
Italian National Anti-Doping Agency	NADO ITALIA	5	-	-	-	-	-	-	-	-	-	-	-	5	-
Turkish Anti Doping Commission	TADC	4	-	-	-	-	-	-	-	-	-	-	-	4	-
Romanian National Anti-Doping Agency	ANAD-Romania	-	-	-	4	-	-	-	-	-	-	-	-	4	-
South African Institute for Drug-Free Sport	SAIDS	4	-	-	-	-	-	-	-	-	-	-	-	4	-
Guatemala NADO	GUA-OAD	4	-	4	-	-	-	-	-	-	-	-	-	4	100%
Anti-Doping Denmark	ADD	3	-	-	-	-	-	-	-	-	-	-	-	3	-
Anti-Doping Commission of Malta	MLT-NADO	2	-	-	-	-	-	-	-	-	-	-	-	2	-
Anti-Doping Agency of Serbia	ADAS	2	-	-	-	-	-	-	-	-	-	-	-	2	-
		446	-	14	49	-	-	6	-	-	9	-	-	510	

Table 77: ARISF Sport - Mountaineering and Climbing

Testing Authority (TA)	ADAMS Code	Urine						Blood						Total Samples	% AAF
		IC			OOC			IC			OOC				
		Samples	ATF	AAF	Samples	ATF	AAF	Samples	ATF	AAF	Samples	ATF	AAF		
Spain National Anti-Doping Agency	ESP-NADO	61	-	1	5	-	-	5	-	-	-	-	-	71	1%
International Climbing and Mountaineering Federation	UIAA	47	-	-	6	-	-	-	-	-	-	-	-	53	-
German National Anti-Doping Agency	NADA	16	-	1	-	-	-	1	-	-	-	-	-	17	6%
National Anti-Doping Agency Austria GmbH	NADA Austria	6	-	-	7	-	-	-	-	-	-	-	-	13	-
I.R Iran National Anti-Doping Organization	IRI-NADO	-	-	-	7	-	-	-	-	-	-	-	-	7	-
Portugal Anti-Doping Agency	ADoP	6	-	-	-	-	-	-	-	-	-	-	-	6	-
Ecuador NADO	ECU-NADO	6	-	-	-	-	-	-	-	-	-	-	-	6	-
Romanian National Anti-Doping Agency	ANAD-Romania	2	-	-	3	-	-	-	-	-	-	-	-	5	-
Andorra National Anti-Doping Commission	AGAD	2	-	-	2	-	-	-	-	-	-	-	-	4	-
Catalan Mountaineering and Climbing Federation	ESP-FEEC	4	-	-	-	-	-	-	-	-	-	-	-	4	-
Anti-Doping Agency of Serbia	ADAS	4	-	-	-	-	-	-	-	-	-	-	-	4	-
Russian National Anti-Doping Organization	RUSADA	-	-	-	3	-	-	-	-	-	-	-	-	3	-
Czech Anti-Doping Committee	CADC	3	-	-	-	-	-	-	-	-	-	-	-	3	-
Hong Kong Anti-Doping Committee	HKG-ADC	-	-	-	1	-	-	-	-	-	-	-	-	1	-
National Anti-doping Center of Ukraine	NADC Ukraine	-	-	-	1	-	-	-	-	-	-	-	-	1	-
		157	-	2	35	-	-	6	-	-	-	-	-	198	

Table 78: ARISF Sport - Muaythai

Testing Authority (TA)	ADAMS Code	Urine						Blood						Total Samples	% AAF
		IC			OOC			IC			OOC				
		Samples	ATF	AAF	Samples	ATF	AAF	Samples	ATF	AAF	Samples	ATF	AAF		
French Anti-Doping Agency	AFLD-NADO	116	1	6	22	-	-	12	-	-	2	-	-	152	4%
Kazakhstan National Anti-Doping Centre	KAZ-NADO	13	-	8	81	-	-	-	-	-	-	-	-	94	9%
International Federation of Muaythai Amateur	IFMA	48	-	1	18	-	-	1	-	-	-	-	-	67	1%
Swedish Sports Confederation	RF	36	-	2	22	-	-	-	-	5	-	-	-	63	3%
Doping Control Agency of Thailand	DCAT	42	-	1	4	-	-	-	-	-	-	-	-	46	2%
Turkish Anti Doping Commission	TADC	14	-	1	-	-	-	-	-	-	-	-	-	14	7%
International University Sport Federation	FISU	14	-	-	-	-	-	-	-	-	-	-	-	14	-
Australian Sports Anti-Doping Authority	ASADA	13	-	-	-	-	-	-	-	-	-	-	-	13	-
Sports Bureau of Macao SAR Government	MAC-NADO	7	-	-	5	-	-	-	-	-	-	-	-	12	-
Finnish Center for Integrity in Sports/Finnish Anti-Doping Agency	FINCIS/FINADA	6	-	1	2	-	-	-	-	1	-	-	-	9	11%
NADO Flanders	NADOF	6	-	-	-	-	-	-	-	-	-	-	-	6	-
Thailand University Sport Board	THA-UNI	4	-	-	-	-	-	-	-	-	-	-	-	4	-
Czech Anti-Doping Committee	CADC	4	-	-	-	-	-	-	-	-	-	-	-	4	-
Portugal Anti-Doping Agency	ADoP	2	-	-	2	-	-	-	-	-	-	-	-	4	-
Mexican National Anti-Doping Committee	MEX-NADO	-	-	-	3	-	-	-	-	-	-	-	-	3	-
South East Asia RADO	SE-ASIA-RADO	-	-	-	1	-	-	-	-	-	-	-	-	1	-
		325	1	20	160	-	-	13	-	-	8	-	-	506	

2018 Anti-Doping Testing Figures
Samples Analyzed and Reported by Accredited Laboratories in ADAMS

Table 79: ARISF Sport - Netball

Testing Authority (TA)	ADAMS Code	Urine						Blood						Total Samples	% AAF
		IC			OOC			IC			OOC				
		Samples	ATF	AAF	Samples	ATF	AAF	Samples	ATF	AAF	Samples	ATF	AAF		
Australian Sports Anti-Doping Authority	ASADA	29	-	-	29	-	-	-	-	-	5	-	-	63	-
Drug Free Sport New Zealand	DFSNZ	16	-	-	21	-	-	-	-	-	-	-	-	37	-
Jamaica Anti-Doping Commission	JADCO	-	-	-	19	-	-	-	-	-	3	-	-	22	-
Commonwealth Games Federation	CGF	11	-	-	2	-	-	-	-	-	-	-	-	13	-
South African Institute for Drug-Free Sport	SAIDS	12	-	-	-	-	-	-	-	-	-	-	-	12	-
UK Anti-Doping	UKAD	-	-	-	12	-	-	-	-	-	-	-	-	12	-
International Netball Federation	INF	4	-	-	4	-	-	2	-	-	-	-	-	10	-
International University Sport Federation	FISU	8	-	-	-	-	-	-	-	-	-	-	-	8	-
Africa Zone VI RADO	AFR-RADO-VI	6	-	-	-	-	-	-	-	-	-	-	-	6	-
Oceania RADO	O-RADO	-	-	-	4	-	-	-	-	-	-	-	-	4	-
Anti-Doping Agency of Malaysia	ADAMAS	2	-	-	-	-	-	-	-	-	-	-	-	2	-
South Asia RADO	S-ASIA-RADO	-	-	-	2	-	-	-	-	-	-	-	-	2	-
National Anti-Doping Commission of Barbados	NADC	-	-	-	1	-	-	-	-	-	-	-	-	1	-
		88	-	-	94	-	-	2	-	-	8	-	-	192	

Table 80: ARISF Sport - Orienteering

Testing Authority (TA)	ADAMS Code	Urine						Blood						Total Samples	% AAF
		IC			OOC			IC			OOC				
		Samples	ATF	AAF	Samples	ATF	AAF	Samples	ATF	AAF	Samples	ATF	AAF		
International Orienteering Federation	IOF	64	-	-	9	-	-	5	-	-	-	-	-	78	-
Finnish Center for Integrity in Sports/Finnish Anti-Doping Agency	FINCIS/FINADA	26	-	-	26	-	-	-	-	-	4	-	-	56	-
Anti-Doping Norway	ADNO	14	-	-	26	-	-	-	-	-	3	-	-	43	-
Anti-Doping Denmark	ADD	6	-	-	25	-	-	-	-	-	1	-	-	32	-
Swedish Sports Confederation	RF	6	-	-	15	-	-	-	-	-	1	-	-	22	-
Spain National Anti-Doping Agency	ESP-NADO	22	-	-	-	-	-	-	-	-	-	-	-	22	-
Czech Anti-Doping Committee	CADC	12	-	-	4	-	-	-	-	-	-	-	-	16	-
Japan Anti-Doping Agency	JADA	10	-	-	6	-	-	-	-	-	-	-	-	16	-
Romanian National Anti-Doping Agency	ANAD-Romania	5	-	-	10	-	-	-	-	-	-	-	-	15	-
Kazakhstan National Anti-Doping Centre	KAZ-NADO	11	-	-	-	-	-	-	-	-	-	-	-	11	-
National Anti-Doping Agency Austria GmbH	NADA Austria	6	-	1	5	-	-	-	-	-	-	-	-	11	9%
Antidoping Switzerland	ADCH	6	-	-	5	-	-	-	-	-	-	-	-	11	-
International University Sport Federation	FISU	9	-	-	-	-	-	-	-	-	-	-	-	9	-
Canadian Centre for Ethics in Sport	CCES	-	-	-	6	-	-	-	-	-	-	-	-	6	-
Anti-Doping department of State Sports Medicine Centre	LAT-NADO	6	-	-	-	-	-	-	-	-	-	-	-	6	-
Australian Sports Anti-Doping Authority	ASADA	5	-	-	-	-	-	-	-	-	-	-	-	5	-
Portugal Anti-Doping Agency	ADoP	5	-	-	-	-	-	-	-	-	-	-	-	5	-
Turkish Anti Doping Commission	TADC	2	-	-	-	-	-	-	-	-	-	-	-	2	-
Estonian Anti-Doping Agency	EADA	2	-	-	-	-	-	-	-	-	-	-	-	2	-
Anti-Doping Agency of Serbia	ADAS	2	-	-	-	-	-	-	-	-	-	-	-	2	-
Estonian Orienteering Federation	EST-EOF	1	-	-	-	-	-	-	-	-	-	-	-	1	-
		220	-	1	137	-	-	5	-	-	9	-	-	371	

Table 81: ARISF Sport - Polo

Testing Authority (TA)	ADAMS Code	Urine						Blood						Total Samples	% AAF
		IC			OOC			IC			OOC				
		Samples	ATF	AAF	Samples	ATF	AAF	Samples	ATF	AAF	Samples	ATF	AAF		
International Polo Federation	FIPPOLO	8	-	-	-	-	-	-	-	-	-	-	-	8	-
Argentina National Anti-Doping Agency	ARG-CNAD	4	-	-	-	-	-	-	-	-	-	-	-	4	-
		12	-	-	-	-	-	-	-	-	-	-	-	12	

Table 82: ARISF Sport - Powerboating

Testing Authority (TA)	ADAMS Code	Urine						Blood						Total Samples	% AAF
		IC			OOC			IC			OOC				
		Samples	ATF	AAF	Samples	ATF	AAF	Samples	ATF	AAF	Samples	ATF	AAF		
International Powerboating Federation	UIM	31	-	1	18	-	-	1	-	-	2	-	-	52	2%
Korea Motorboat Racing Association	KOR-MOTB	47	-	-	-	-	-	3	-	-	-	-	-	50	-
United Arab Emirates National Anti-doping Committee	UAE-NADO	-	-	-	6	-	-	-	-	-	-	-	-	6	-
Spain National Anti-Doping Agency	ESP-NADO	4	-	1	-	-	-	1	-	-	-	-	-	5	20%
Swedish Sports Confederation	RF	4	-	-	-	-	-	-	-	-	-	-	-	4	-
Italian National Anti-Doping Agency	NADO ITALIA	2	-	-	-	-	-	1	-	-	-	-	-	3	-
		88	-	2	24	-	-	6	-	-	2	-	-	120	

2018 Anti-Doping Testing Figures
Samples Analyzed and Reported by Accredited Laboratories in ADAMS

Table 83: ARISF Sport - Racquetball

Testing Authority (TA)	ADAMS Code	Urine						Blood						Total Samples	% AAF
		IC			OOC			IC			OOC				
		Samples	ATF	AAF	Samples	ATF	AAF	Samples	ATF	AAF	Samples	ATF	AAF		
US Anti-Doping Agency	USADA	12	-	1	11	-	-	-	-	-	-	-	-	23	4%
International Racquetball Federation	IRF	8	-	-	8	-	-	-	-	-	-	-	-	16	-
Mexican National Anti-Doping Committee	MEX-NADO	-	-	-	13	-	-	-	-	-	-	-	-	13	-
Canadian Centre for Ethics in Sport	CCES	10	-	1	-	-	-	-	-	-	-	-	-	10	10%
Cuban National Anti-Doping Agency	CUB-NADO	-	-	-	7	-	-	-	-	-	-	-	-	7	-
South American Sports Organization	ODESUR	6	-	-	-	-	-	-	-	-	-	-	-	6	-
Central American and Caribbean Sports Organization	ODECABE	6	-	-	-	-	-	-	-	-	-	-	-	6	-
		42	-	2	39	-	-	-	-	-	-	-	-	81	

Table 84: ARISF Sport - Roller Sports

Testing Authority (TA)	ADAMS Code	Urine						Blood						Total Samples	% AAF
		IC			OOC			IC			OOC				
		Samples	ATF	AAF	Samples	ATF	AAF	Samples	ATF	AAF	Samples	ATF	AAF		
World Skate	WSK	154	-	-	26	-	-	1	-	-	-	-	-	181	-
German National Anti-Doping Agency	NADA	86	-	-	50	-	-	16	-	-	7	-	-	159	-
Italian National Anti-Doping Agency	NADO ITALIA	52	-	1	5	-	-	18	-	-	3	-	-	78	1%
Colombian NADO	COL-NADO	43	-	1	7	-	-	5	-	-	1	-	-	56	2%
Korea Anti-Doping Agency	KADA	24	-	-	13	-	-	-	-	-	-	-	-	37	-
China Anti-Doping Agency	CHINADA	13	-	-	16	-	-	-	-	-	3	-	-	32	-
Central American and Caribbean Sports Organization	ODECABE	22	-	-	-	-	-	4	-	-	-	-	-	26	-
Portugal Anti-Doping Agency	ADoP	16	-	-	10	-	-	-	-	-	-	-	-	26	-
Chilean National Anti-Doping Commission	CHI-NADO	20	-	-	2	-	-	-	-	-	-	-	-	22	-
Doping Control Agency of Thailand	DCAT	-	-	-	19	-	-	-	-	-	-	-	-	19	-
Spain National Anti-Doping Agency	ESP-NADO	16	-	-	-	-	-	2	-	-	-	-	-	18	-
US Anti-Doping Agency	USADA	11	-	-	6	-	-	-	-	-	-	-	-	17	-
Anti-Doping Commission, Chinese Taipei Olympic Committee	CTADA	16	-	-	1	-	-	-	-	-	-	-	-	17	-
Olympic Council of Asia	OCA	8	-	-	7	-	-	-	-	-	1	-	-	16	-
Antidoping Switzerland	ADCH	8	-	-	6	-	-	-	-	-	1	-	-	15	-
Netherlands Anti-Doping Authority	ADAN	14	-	-	-	-	-	-	-	-	-	-	-	14	-
Italian Ministry of Health Departement	CVD-Italia	12	-	-	-	-	-	-	-	-	-	-	-	12	-
Brazilian Authority on Anti-Doping Control	ABCD	10	-	4	1	-	-	-	-	-	-	-	-	11	36%
Argentina National Anti-Doping Agency	ARG-CNAD	-	-	-	8	-	-	-	-	-	-	-	-	8	-
Czech Anti-Doping Committee	CADC	7	-	-	-	-	-	-	-	-	-	-	-	7	-
International Olympic Committee	IOC	3	-	-	2	-	-	-	-	-	1	-	-	6	-
French Anti-Doping Agency	AFLD-NADO	6	-	2	-	-	-	-	-	-	-	-	-	6	33%
Lembaga Anti-Doping Indonesia	LADI	-	-	-	5	-	-	-	-	-	-	-	-	5	-
Drug Free Sport New Zealand	DFSNZ	4	-	1	-	-	-	-	-	-	-	-	-	4	25%
Russian National Anti-Doping Organization	RUSADA	3	-	-	1	-	-	-	-	-	-	-	-	4	-
Japan Anti-Doping Agency	JADA	-	-	-	4	-	-	-	-	-	-	-	-	4	-
Mexican National Anti-Doping Committee	MEX-NADO	-	-	-	2	-	-	-	-	-	-	-	-	2	-
Swedish Sports Confederation	RF	2	-	-	-	-	-	-	-	-	-	-	-	2	-
Hungarian Anti-Doping Agency	HUNADO	1	-	-	-	-	-	-	-	-	-	-	-	1	-
Hong Kong Anti-Doping Committee	HKG-ADC	-	-	-	1	-	-	-	-	-	-	-	-	1	-
		551	-	9	192	-	-	46	-	-	17	-	-	806	

Table 85: ARISF Sport - Ski Mountaineering

Testing Authority (TA)	ADAMS Code	Urine						Blood						Total Samples	% AAF
		IC			OOC			IC			OOC				
		Samples	ATF	AAF	Samples	ATF	AAF	Samples	ATF	AAF	Samples	ATF	AAF		
International Ski Mountaineering Federation	ISMF	39	-	-	23	-	-	-	-	-	2	-	-	64	-
German National Anti-Doping Agency	NADA	5	-	-	16	-	-	1	-	-	2	-	-	24	-
Antidoping Switzerland	ADCH	-	-	-	8	-	-	-	-	-	5	-	-	13	-
French Anti-Doping Agency	AFLD-NADO	8	-	1	4	-	-	-	-	-	-	-	-	12	8%
National Anti-Doping Agency Austria GmbH	NADA Austria	-	-	-	9	-	-	-	-	-	1	-	-	10	-
Andorra National Anti-Doping Commission	AGAD	2	-	-	4	-	-	-	-	-	-	-	-	6	-
Italian National Anti-Doping Agency	NADO ITALIA	-	-	-	1	-	-	-	-	-	1	-	-	2	-
		54	-	1	65	-	-	1	-	-	11	-	-	131	

Table 86: ARISF Sport - Softball

Testing Authority (TA)	ADAMS Code	Urine						Blood						Total Samples	% AAF
		IC			OOC			IC			OOC				
		Samples	ATF	AAF	Samples	ATF	AAF	Samples	ATF	AAF	Samples	ATF	AAF		
Japan Anti-Doping Agency	JADA	56	-	-	22	-	-	-	-	-	-	-	-	78	-
Mexican National Anti-Doping Committee	MEX-NADO	-	-	-	64	-	-	-	-	-	-	-	-	64	-
World Baseball Softball Confederation	WBSC	52	1	-	-	-	-	-	-	-	-	-	-	52	-
China Anti-Doping Agency	CHINADA	14	-	-	19	-	-	-	-	-	2	-	-	35	-
Korea Anti-Doping Agency	KADA	22	-	-	8	-	-	-	-	-	-	-	-	30	-
Cuban National Anti-Doping Agency	CUB-NADO	-	-	-	30	-	-	-	-	-	-	-	-	30	-
Australian Sports Anti-Doping Authority	ASADA	23	-	-	6	-	-	-	-	-	-	-	-	29	-
Netherlands Anti-Doping Authority	ADAN	25	-	-	1	-	-	-	-	-	-	-	-	26	-
Olympic Council of Asia	OCA	17	-	-	4	-	-	-	-	-	-	-	-	21	-
Drug Free Sport New Zealand	DFSNZ	16	-	1	-	-	-	-	-	-	-	-	-	16	6%
Czech Anti-Doping Committee	CADC	9	-	-	4	-	-	-	-	-	1	-	-	14	-
Canadian Centre for Ethics in Sport	CCES	-	-	-	8	-	-	-	-	-	4	-	-	12	-
Anti-Doping Commission, Chinese Taipei Olympic Committee	CTADA	4	-	-	8	-	-	-	-	-	-	-	-	12	-
US Anti-Doping Agency	USADA	-	-	-	8	-	-	-	-	-	1	-	-	9	-
Central American and Caribbean Sports Organization	ODECABE	8	-	-	-	-	-	-	-	-	-	-	-	8	-
Russian National Anti-Doping Organization	RUSADA	-	-	-	6	-	-	-	-	-	-	-	-	6	-
Hungarian Anti-Doping Agency	HUNADO	6	-	-	-	-	-	-	-	-	-	-	-	6	-
Italian National Anti-Doping Agency	NADO ITALIA	4	-	-	-	-	-	-	-	-	-	-	-	4	-
Lembaga Anti-Doping Indonesia	LADI	-	-	-	4	-	-	-	-	-	-	-	-	4	-
Anti-Doping Denmark	ADD	-	-	-	3	-	-	-	-	-	-	-	-	3	-
CHN-Provincial Sports Bureau in China	CHN-PSB	2	-	-	1	-	-	-	-	-	-	-	-	3	-
Hong Kong Anti-Doping Committee	HKG-ADC	-	-	-	3	-	-	-	-	-	-	-	-	3	-
Anti-Doping Agency of Serbia	ADAS	2	-	-	-	-	-	-	-	-	-	-	-	2	-
		260	1	1	199	-	-	-	-	-	8	-	-	467	

Table 87: ARISF Sport - Sport Climbing

Testing Authority (TA)	ADAMS Code	Urine						Blood						Total Samples	% AAF
		IC			OOC			IC			OOC				
		Samples	ATF	AAF	Samples	ATF	AAF	Samples	ATF	AAF	Samples	ATF	AAF		
International Federation of Sport Climbing	IFSC	121	-	1	18	-	-	-	-	-	4	-	-	143	1%
Japan Anti-Doping Agency	JADA	31	-	-	29	-	-	-	-	-	8	-	-	68	-
China Anti-Doping Agency	CHINADA	10	-	-	24	-	-	1	-	-	3	-	-	38	-
German National Anti-Doping Agency	NADA	9	-	-	20	-	-	-	-	-	2	-	-	31	-
National Anti Doping Agency -India	IND-NADO	12	-	-	13	-	-	-	-	-	-	-	-	25	-
Antidoping Switzerland	ADCH	20	-	-	-	-	-	-	-	-	-	-	-	20	-
Korea Anti-Doping Agency	KADA	11	-	-	7	-	-	-	-	-	-	-	-	18	-
Australian Sports Anti-Doping Authority	ASADA	-	-	-	16	-	-	-	-	-	-	-	-	16	-
Doping Control Agency of Thailand	DCAT	-	-	-	15	-	-	-	-	-	-	-	-	15	-
Italian National Anti-Doping Agency	NADO ITALIA	5	-	-	5	-	-	1	-	-	2	-	-	13	-
National Anti-Doping Agency Austria GmbH	NADA Austria	-	-	-	11	-	-	-	-	-	2	-	-	13	-
Polish Anti-Doping Agency	POLADA	10	-	-	-	-	-	-	-	-	-	-	-	10	-
International University Sport Federation	FISU	8	-	-	-	-	-	-	-	-	-	-	-	8	-
French Community of Belgium NADO	BEL-CFWB	6	-	-	-	-	-	1	-	-	-	-	-	7	-
Netherlands Anti-Doping Authority	ADAN	6	-	-	-	-	-	-	-	-	-	-	-	6	-
Olympic Council of Asia	OCA	4	-	-	2	-	-	-	-	-	-	-	-	6	-
Russian National Anti-Doping Organization	RUSADA	6	-	-	-	-	-	-	-	-	-	-	-	6	-
International Olympic Committee	IOC	2	-	-	3	-	-	-	-	-	-	-	-	5	-
Anti-Doping Norway	ADNO	4	-	-	-	-	-	1	-	-	-	-	-	5	-
Czech Anti-Doping Committee	CADC	5	-	-	-	-	-	-	-	-	-	-	-	5	-
Canadian Centre for Ethics in Sport	CCES	4	-	-	-	-	-	-	-	-	-	-	-	4	-
Anti-Doping Agency of Malaysia	ADAMAS	-	-	-	4	-	-	-	-	-	-	-	-	4	-
CHN-Provincial Sports Bureau in China	CHN-PSB	4	-	-	-	-	-	-	-	-	-	-	-	4	-
Catalan Mountaineering and Climbing Federation	ESP-FECC	4	-	-	-	-	-	-	-	-	-	-	-	4	-
Finnish Center for Integrity in Sports/Finnish Anti-Doping Agency	FINCIS/FINADA	3	-	-	-	-	-	-	-	-	-	-	-	3	-
Slovenian Antidoping Organization	SLOADO	3	-	-	-	-	-	-	-	-	-	-	-	3	-
Lembaga Anti-Doping Indonesia	LADI	-	-	-	3	-	-	-	-	-	-	-	-	3	-
Swedish Sports Confederation	RF	2	-	-	-	-	-	-	-	-	-	-	-	2	-
Hong Kong Anti-Doping Committee	HKG-ADC	-	-	-	2	-	-	-	-	-	-	-	-	2	-
Anti-Doping Singapore	ADS	-	-	-	2	-	-	-	-	-	-	-	-	2	-
I.R Iran National Anti-Doping Organization	IRI-NADO	-	-	-	1	-	-	-	-	-	-	-	-	1	-
Romanian National Anti-Doping Agency	ANAD-Romania	-	-	-	1	-	-	-	-	-	-	-	-	1	-
Bulgarian Anti-doping Center	BUL-NADO	-	-	-	1	-	-	-	-	-	-	-	-	1	-
		290	-	1	177	-	-	4	-	-	21	-	-	492	

Table 88: ARISF Sport - Squash

Testing Authority (TA)	ADAMS Code	Urine						Blood						Total Samples	% AAF
		IC			OOC			IC			OOC				
		Samples	ATF	AAF	Samples	ATF	AAF	Samples	ATF	AAF	Samples	ATF	AAF		
World Squash Federation	WSF	35	-	2	30	-	-	-	-	-	-	-	-	65	3%
National Anti Doping Agency -India	IND-NADO	20	-	-	19	-	-	-	-	-	-	-	-	39	-
Korea Anti-Doping Agency	KADA	16	-	-	5	-	-	-	-	-	-	-	-	21	-
German National Anti-Doping Agency	NADA	8	-	-	9	-	-	2	-	-	1	-	-	20	-
Netherlands Anti-Doping Authority	ADAN	17	-	-	-	-	-	-	-	-	-	-	-	17	-
Japan Anti-Doping Agency	JADA	9	-	-	8	-	-	-	-	-	-	-	-	17	-
Mexican National Anti-Doping Committee	MEX-NADO	-	-	-	15	-	1	-	-	-	-	-	-	15	7%
Italian National Anti-Doping Agency	NADO ITALIA	10	-	1	-	-	-	4	-	-	-	-	-	14	7%
Drug Free Sport New Zealand	DFSNZ	4	-	-	10	-	-	-	-	-	-	-	-	14	-
Hong Kong Anti-Doping Committee	HKG-ADC	-	-	-	11	-	-	-	-	-	2	-	-	13	-
UK Anti-Doping	UKAD	-	-	-	10	-	-	-	-	-	1	-	-	11	-
Anti-Doping Agency of Malaysia	ADAMAS	-	-	-	11	-	-	-	-	-	-	-	-	11	-
Doping Control Agency of Thailand	DCAT	-	-	-	10	-	-	-	-	-	-	-	-	10	-
Australian Sports Anti-Doping Authority	ASADA	6	-	-	2	-	-	2	-	-	-	-	-	10	-
Canadian Centre for Ethics in Sport	CCES	7	-	-	1	-	-	-	-	-	1	-	-	9	-
Czech Anti-Doping Committee	CADC	9	-	-	-	-	-	-	-	-	-	-	-	9	-
Finnish Center for Integrity in Sports/Finnish Anti-Doping Agency	FINCIS/FINADA	5	-	-	3	-	-	-	-	-	1	-	-	9	-
US Anti-Doping Agency	USADA	-	-	-	8	-	-	-	-	-	-	-	-	8	-
Central American and Caribbean Sports Organization	OCECABE	8	-	-	-	-	-	-	-	-	-	-	-	8	-
Spain National Anti-Doping Agency	ESP-NADO	8	-	-	-	-	-	-	-	-	-	-	-	8	-
Commonwealth Games Federation	CGF	6	-	-	1	-	-	-	-	-	-	-	-	7	-
China Anti-Doping Agency	CHINADA	-	-	-	5	-	-	-	-	-	1	-	-	6	-
Romanian National Anti-Doping Agency	ANAD-Romania	2	-	-	4	-	-	-	-	-	-	-	-	6	-
Antidoping Switzerland	ADCH	6	-	-	-	-	-	-	-	-	-	-	-	6	-
National Anti-Doping Agency Austria GmbH	NADA Austria	-	-	-	5	-	-	-	-	-	-	-	-	5	-
South African Institute for Drug-Free Sport	SAIDS	5	-	-	-	-	-	-	-	-	-	-	-	5	-
Lembaga Anti-Doping Indonesia	LADI	-	-	-	5	-	-	-	-	-	-	-	-	5	-
South American Sports Organization	ODESUR	5	-	-	-	-	-	-	-	-	-	-	-	5	-
Olympic Council of Asia	OCA	4	-	-	-	-	-	-	-	-	-	-	-	4	-
International University Sport Federation	FISU	3	-	-	-	-	-	-	-	-	-	-	-	3	-
Anti-Doping Singapore	ADS	-	-	-	3	-	-	-	-	-	-	-	-	3	-
Hungarian Anti-Doping Agency	HUNADO	-	-	-	2	-	-	-	-	-	-	-	-	2	-
Nigerian National Anti-Doping Committee	NGR-NADO	2	-	-	-	-	-	-	-	-	-	-	-	2	-
Sport Ireland	SI	2	-	-	-	-	-	-	-	-	-	-	-	2	-
Anti-Doping Agency of Kenya	ADAK	-	-	-	2	-	-	-	-	-	-	-	-	2	-
Anti-Doping Paraguay	PAR-NADO	-	-	-	2	-	-	-	-	-	-	-	-	2	-
Jordan Anti-doping Organization	JADO	-	-	-	2	-	-	-	-	-	-	-	-	2	-
Caribbean RADO	CAR-RADO	-	-	-	1	-	-	-	-	-	-	-	-	1	-
World Anti-Doping Agency	WADA-AMA	-	-	-	1	-	-	-	-	-	-	-	-	1	-
National Anti-Doping Commission of Barbados	NADC	-	-	-	1	-	-	-	-	-	-	-	-	1	-
Egyptian National Anti-doping Organization	EGY-NADO	-	-	-	1	-	-	-	-	-	-	-	-	1	-
		197	-	3	187	-	1	8	-	-	7	-	-	399	

Table 89: ARISF Sport - Sumo

Testing Authority (TA)	ADAMS Code	Urine						Blood						Total Samples	% AAF
		IC			OOC			IC			OOC				
		Samples	ATF	AAF	Samples	ATF	AAF	Samples	ATF	AAF	Samples	ATF	AAF		
Japan Anti-Doping Agency	JADA	76	-	-	-	-	-	-	-	-	-	-	-	76	-
International Sumo Federation	IFS-Sumo	30	-	-	13	-	-	-	-	-	-	-	-	43	-
Hungarian Anti-Doping Agency	HUNADO	2	-	-	6	-	-	2	-	-	-	-	-	10	-
		108	-	-	19	-	-	2	-	-	-	-	-	129	

Table 90: ARISF Sport - Surfing

Testing Authority (TA)	ADAMS Code	Urine						Blood						Total Samples	% AAF
		IC			OOC			IC			OOC				
		Samples	ATF	AAF	Samples	ATF	AAF	Samples	ATF	AAF	Samples	ATF	AAF		
International Surfing Association	ISA	75	-	-	12	-	-	-	-	-	-	-	-	87	-
Chilean National Anti-Doping Commission	CHI-NADO	22	-	-	-	-	-	-	-	-	-	-	-	22	-
CHN-National Federations in China	CHN-NF	-	-	-	14	-	-	-	-	-	1	-	-	15	-
French Anti-Doping Agency	AFLD-NADO	-	-	-	14	-	-	-	-	-	-	-	-	14	-
Portugal Anti-Doping Agency	ADoP	5	-	-	8	-	-	-	-	-	1	-	-	14	-
Oceania RADO	O-RADO	10	-	1	1	-	-	-	-	-	-	-	-	11	9%
Peru National Anti-Doping Commission	CONAD PERU	11	-	-	-	-	-	-	-	-	-	-	-	11	-
Italian National Anti-Doping Agency	NADO ITALIA	10	-	-	-	-	-	-	-	-	-	-	-	10	-
Hungarian Anti-Doping Agency	HUNADO	6	-	-	-	-	-	-	-	-	-	-	-	6	-
Russian National Anti-Doping Organization	RUSADA	5	-	1	-	-	-	-	-	-	-	-	-	5	20%
German National Anti-Doping Agency	NADA	4	-	-	-	-	-	-	-	-	-	-	-	4	-
Doping Control Agency of Thailand	DCAT	-	-	-	4	-	-	-	-	-	-	-	-	4	-
China Anti-Doping Agency	CHINADA	3	-	-	-	-	-	-	-	-	-	-	-	3	-
Africa Zone I RADO	AFR-RADO-I	-	-	-	1	-	-	-	-	-	-	-	-	1	-
Japan Anti-Doping Agency	JADA	-	-	-	1	-	-	-	-	-	-	-	-	1	-
		151	-	2	55	-	-	-	-	-	2	-	-	208	

Table 91: ARISF Sport - Tug of War

Testing Authority (TA)	ADAMS Code	Urine						Blood						Total Samples	% AAF
		IC			OOC			IC			OOC				
		Samples	ATF	AAF	Samples	ATF	AAF	Samples	ATF	AAF	Samples	ATF	AAF		
German National Anti-Doping Agency	NADA	7	-	-	20	-	-	-	-	-	2	-	-	29	-
Swedish Sports Confederation	RF	8	-	-	7	-	-	-	-	-	-	-	15	-	
Tug of War International Federation	TWIF	10	-	-	-	-	-	-	-	-	-	-	10	-	
Japan Anti-Doping Agency	JADA	8	-	-	-	-	-	-	-	-	-	-	8	-	
Anti-Doping Commission, Chinese Taipei Olympic Committee	CTADA	8	-	-	-	-	-	-	-	-	-	-	8	-	
Sport Ireland	SI	4	-	-	-	-	-	-	-	-	-	-	4	-	
Anti-Doping Agency of Serbia	ADAS	2	-	-	-	-	-	-	-	-	-	-	2	-	
		47	-	-	27	-	-	-	-	-	2	-	76		

Table 92: ARISF Sport - Underwater Sports

Testing Authority (TA)	ADAMS Code	Urine						Blood						Total Samples	% AAF
		IC			OOC			IC			OOC				
		Samples	ATF	AAF	Samples	ATF	AAF	Samples	ATF	AAF	Samples	ATF	AAF		
World Underwater Federation	CMAS	103	-	1	31	-	-	-	-	-	-	-	134	0.7%	
Egyptian National Anti-doping Organization	EGY-NADO	103	-	3	30	-	2	-	-	-	-	-	133	3.8%	
Italian National Anti-Doping Agency	NADO ITALIA	55	-	1	13	-	-	3	-	-	5	-	76	1.3%	
German National Anti-Doping Agency	NADA	25	-	-	45	-	-	-	-	-	4	-	74	-	
China Anti-Doping Agency	CHINADA	34	-	1	4	-	-	2	-	-	-	-	40	3%	
Korea Anti-Doping Agency	KADA	28	-	-	7	-	-	-	-	-	-	-	35	-	
Turkish Anti Doping Commission	TADC	21	-	-	-	-	-	-	-	-	-	-	21	-	
International Association for Development of Apnea	AIDA	19	-	1	-	-	-	-	-	-	-	-	19	5%	
Hungarian Anti-Doping Agency	HUNADO	5	-	-	12	-	-	-	-	-	-	-	17	-	
Anti-Doping Commission, Chinese Taipei Olympic Committee	CTADA	12	-	-	-	-	-	-	-	-	-	-	12	-	
Portugal Anti-Doping Agency	ADoP	11	-	-	-	-	-	-	-	-	-	-	11	-	
Netherlands Anti-Doping Authority	ADAN	8	-	-	2	-	-	-	-	-	-	-	10	-	
Spain National Anti-Doping Agency	ESP-NADO	8	-	-	-	-	-	-	-	-	-	-	8	-	
Croatian Institute of Public Health	CIPH	4	-	-	3	-	-	-	-	-	1	-	8	-	
Finnish Center for Integrity in Sports/Finnish Anti-Doping Agency	FINCIS/FINADA	4	-	-	4	-	-	-	-	-	-	-	8	-	
Italian Ministry of Health Departement	CVD-Italia	8	-	-	-	-	-	-	-	-	-	-	8	-	
Japan Anti-Doping Agency	JADA	6	-	-	-	-	-	-	-	-	-	-	6	-	
Colombian NADO	COL-NADO	3	-	-	-	-	-	-	-	-	-	-	3	-	
Anti-Doping Agency of Serbia	ADAS	3	-	-	-	-	-	-	-	-	-	-	3	-	
CHN-Provincial Sports Bureau in China	CHN-PSB	3	-	-	-	-	-	-	-	-	-	-	3	-	
Jordan Anti-doping Organization	JADO	-	-	-	2	-	-	-	-	-	-	-	2	-	
		463	-	7	153	-	2	5	-	-	10	-	631		

Table 93: ARISF Sport - Water Skiing

Testing Authority (TA)	ADAMS Code	Urine						Blood						Total Samples	% AAF
		IC			OOC			IC			OOC				
		Samples	ATF	AAF	Samples	ATF	AAF	Samples	ATF	AAF	Samples	ATF	AAF		
International Waterski & Wakeboard Federation	IWWF	47	1	-	16	1	-	-	-	-	-	-	63	-	
German National Anti-Doping Agency	NADA	5	-	-	28	-	-	-	-	-	3	-	36	-	
Mexican National Anti-Doping Committee	MEX-NADO	22	-	1	-	-	-	-	-	-	-	-	22	5%	
Korea Anti-Doping Agency	KADA	19	-	1	-	-	-	-	-	-	-	-	19	5%	
US Anti-Doping Agency	USADA	-	-	-	10	-	-	-	-	-	-	-	10	-	
Canadian Centre for Ethics in Sport	CCES	8	-	-	-	-	-	-	-	-	-	-	8	-	
Swedish Sports Confederation	RF	7	-	-	-	-	-	-	-	-	-	-	7	-	
Czech Anti-Doping Committee	CADC	6	-	-	-	-	-	-	-	-	-	-	6	-	
Netherlands Anti-Doping Authority	ADAN	6	-	1	-	-	-	-	-	-	-	-	6	17%	
National Anti-doping Center of Ukraine	NADC Ukraine	5	-	-	-	-	-	-	-	-	-	-	5	-	
Spain National Anti-Doping Agency	ESP-NADO	4	-	-	-	-	-	-	-	-	-	-	4	-	
Anti-Doping Norway	ADNO	4	-	-	-	-	-	-	-	-	-	-	4	-	
South American Sports Organization	ODESUR	4	-	-	-	-	-	-	-	-	-	-	4	-	
International Committee of Mediterranean Games	ICMG	2	-	-	-	-	-	-	-	-	-	-	2	-	
Anti-Doping Agency of Serbia	ADAS	2	-	-	-	-	-	-	-	-	-	-	2	-	
		141	1	3	54	1	-	-	-	-	3	-	198		

2018 Anti-Doping Testing Figures
Samples Analyzed and Reported by Accredited Laboratories in ADAMS

Table 94: ARISF Sport - Wushu

Testing Authority (TA)	ADAMS Code	Urine						Blood						Total Samples	% AAF
		IC			OOC			IC			OOC				
		Samples	ATF	AAF	Samples	ATF	AAF	Samples	ATF	AAF	Samples	ATF	AAF		
CHN-Provincial Sports Bureau in China	CHN-PSB	77	-	1	6	-	-	-	-	-	-	-	-	83	1%
China Anti-Doping Agency	CHINADA	24	-	-	22	-	-	1	-	-	4	-	-	51	-
International Wushu Federation	IWUF	29	1	5	16	-	-	-	-	-	-	-	-	45	11%
I.R Iran National Anti-Doping Organization	IRI-NADO	-	-	-	44	-	-	-	-	-	-	-	-	44	-
Korea Anti-Doping Agency	KADA	23	-	-	12	-	-	-	-	-	-	-	-	35	-
National Anti Doping Agency -India	IND-NADO	14	-	4	17	-	-	-	-	-	-	-	-	31	13%
Olympic Council of Asia	OCA	23	-	-	2	-	-	-	-	-	1	-	-	26	-
Anti-Doping Agency of Malaysia	ADAMAS	7	-	-	15	-	-	-	-	-	-	-	-	22	-
International University Sport Federation	FISU	17	-	1	-	-	-	-	-	-	-	-	-	17	6%
CHN-National Federations in China	CHN-NF	-	-	-	13	-	-	-	-	-	2	-	-	15	-
Italian National Anti-Doping Agency	NADO ITALIA	13	-	1	-	-	-	-	-	-	-	-	-	13	8%
Hong Kong Anti-Doping Committee	HKG-ADC	-	-	-	9	-	-	-	-	-	1	-	-	10	-
Doping Control Agency of Thailand	DCAT	-	-	-	9	-	-	-	-	-	-	-	-	9	-
French Community of Belgium NADO	BEL-CFWB	6	-	-	-	-	-	1	-	-	-	-	-	7	-
Kazakhstan National Anti-Doping Centre	KAZ-NADO	-	-	-	7	-	-	-	-	-	-	-	-	7	-
Antidoping Switzerland	ADCH	7	-	-	-	-	-	-	-	-	-	-	-	7	-
Vietnam Anti-Doping & Sports Medicine Agency	VADA	4	-	-	2	-	-	-	-	-	-	-	-	6	-
Netherlands Anti-Doping Authority	ADAN	6	-	-	-	-	-	-	-	-	-	-	-	6	-
Japan Anti-Doping Agency	JADA	-	-	-	6	-	-	-	-	-	-	-	-	6	-
Jordan Anti-doping Organization	JADO	-	-	-	5	-	-	-	-	-	-	-	-	5	-
Brunei Darussalam Anti-Doping Committee	BDADC BRUNEI	-	-	-	5	-	-	-	-	-	-	-	-	5	-
South East Asia RADO	SE-ASIA-RADO	-	-	-	4	-	-	-	-	-	-	-	-	4	-
Egyptian National Anti-doping Organization	EGY-NADO	-	-	-	4	-	-	-	-	-	-	-	-	4	-
Anti-Doping Commission, Chinese Taipei Olympic Committee	CTADA	-	-	-	4	-	-	-	-	-	-	-	-	4	-
ASEAN University Sports Council	AUSC	2	-	-	-	-	-	-	-	-	-	-	-	2	-
Portugal Anti-Doping Agency	ADoP	2	-	-	-	-	-	-	-	-	-	-	-	2	-
Anti-Doping Singapore	ADS	-	-	-	1	-	-	-	-	-	-	-	-	1	-
West Asia RADO	W-ASIA-RADO	-	-	-	1	-	-	-	-	-	-	-	-	1	-
World Anti-Doping Agency	WADA-AMA	-	-	-	1	-	-	-	-	-	-	-	-	1	-
		254	1	12	205	-	-	2	-	-	8	-	-	469	

Table 95: AIMS Sport - Aikido

Testing Authority (TA)	ADAMS Code	Urine						Blood						Total Samples	% AAF	
		IC			OOC			IC			OOC					
		Samples	ATF	AAF	Samples	ATF	AAF	Samples	ATF	AAF	Samples	ATF	AAF			
Anti-Doping Agency of Serbia	ADAS	2	-	-	-	-	-	-	-	-	-	-	-	-	2	-
Romanian National Anti-Doping Agency	ANAD-Romania	1	-	-	-	-	-	-	-	-	-	-	-	-	1	-
		3	-	-	-	-	-	-	-	-	-	-	-	-	3	

Table 96: AIMS Sport - Arm Wrestling

Testing Authority (TA)	ADAMS Code	Urine						Blood						Total Samples	% AAF	
		IC			OOC			IC			OOC					
		Samples	ATF	AAF	Samples	ATF	AAF	Samples	ATF	AAF	Samples	ATF	AAF			
World Arm Wrestling Federation	WAF	43	-	5	11	-	3	-	-	-	-	-	-	-	54	15%
European Armwrestling Federation	EAF	41	-	2	6	-	-	-	-	-	-	-	-	-	47	4%
Turkish Anti Doping Commission	TADC	28	-	1	-	-	-	-	-	-	-	-	-	-	28	4%
Egyptian National Anti-doping Organization	EGY-NADO	-	-	-	26	-	6	-	-	-	-	-	-	-	26	23%
French Anti-Doping Agency	AFLD-NADO	9	-	2	-	-	-	-	-	-	-	-	-	-	9	22%
Anti-Doping department of State Sports Medicine Centre	LAT-NADO	7	-	2	-	-	-	-	-	-	-	-	-	-	7	29%
Swedish Sports Confederation	RF	4	-	-	3	-	-	-	-	-	-	-	-	-	7	-
Georgian Anti-Doping Agency	GEO-NADO	-	-	-	7	-	-	-	-	-	-	-	-	-	7	-
Finnish Center for Integrity in Sports/Finnish Anti-Doping Agency	FINCIS/FINADA	3	-	-	1	-	-	2	-	-	-	-	-	-	6	-
Hungarian Anti-Doping Agency	HUNADO	-	-	-	6	-	-	-	-	-	-	-	-	-	6	-
Anti-Doping Norway	ADNO	5	-	-	-	-	-	-	-	-	-	-	-	-	5	-
Hellenic National Council for Combatting Doping	ESKAN	3	-	-	-	-	-	-	-	-	-	-	-	-	3	-
Czech Anti-Doping Committee	CADC	3	-	1	-	-	-	-	-	-	-	-	-	-	3	33%
German Armwrestling Association	GER-AWR	2	-	-	-	-	-	-	-	-	-	-	-	-	2	-
National Antidoping Agency of the Republic of Moldova	NADO Moldova	2	-	-	-	-	-	-	-	-	-	-	-	-	2	-
		150	0	13	60	0	9	2	0	0	0	0	0	0	212	

Table 97: AIMS Sport - Bodybuilding

Testing Authority (TA)	ADAMS Code	Urine						Blood						Total Samples	% AAF
		IC			OOC			IC			OOC				
		Samples	ATF	AAF	Samples	ATF	AAF	Samples	ATF	AAF	Samples	ATF	AAF		
International Federation of Bodybuilding and Fitness	IFBB	115	-	37	34	2	2	21	-	-	1	-	-	171	23%
NADO Flanders	NADOF	23	-	3	89	-	13	-	-	-	1	-	-	113	14%
Japan Anti-Doping Agency	JADA	86	-	1	11	-	-	-	-	-	-	-	-	97	1%
Finnish Center for Integrity in Sports/Finnish Anti-Doping Agency	FINCIS/FINADA	27	-	1	43	-	1	8	-	-	15	-	-	93	2%
Korea Anti-Doping Agency	KADA	51	-	10	21	-	6	2	-	-	2	-	-	76	21%
Romanian National Anti-Doping Agency	ANAD-Romania	-	-	-	48	-	1	-	-	-	5	-	-	53	2%
Guatemala NADO	GUA-OAD	43	-	7	8	-	-	-	-	-	-	-	-	51	14%
CHN-National Federations in China	CHN-NF	-	-	-	36	-	4	-	-	-	11	-	-	47	9%
Turkish Anti Doping Commission	TADC	39	-	20	1	-	-	-	-	-	-	-	-	40	50%
China Anti-Doping Agency	CHINADA	30	-	4	-	-	-	9	-	-	-	-	-	39	10%
Czech Anti-Doping Committee	CADC	17	-	3	6	-	-	-	-	-	3	-	-	26	12%
Anti-Doping Agency of Kenya	ADAK	14	-	7	11	-	1	-	-	-	-	-	-	25	32%
Polish Anti-Doping Agency	POLADA	17	-	11	-	-	-	5	-	-	-	-	-	22	50%
Slovak Anti-Doping Agency	SADA	9	-	6	8	-	-	3	-	-	2	-	-	22	27%
Estonian Anti-Doping Agency	EADA	7	-	-	8	-	-	-	-	-	7	-	-	22	-
French Community of Belgium NADO	BEL-CFWB	12	-	2	1	-	-	4	-	-	-	-	-	17	12%
Egyptian National Anti-doping Organization	EGY-NADO	-	-	-	17	2	2	-	-	-	-	-	-	17	12%
International Natural Bodybuilding Association	INBA	17	-	4	-	-	-	-	-	-	-	-	-	17	24%
South African Institute for Drug-Free Sport	SAIDS	16	-	9	-	-	-	-	-	-	-	-	-	16	56%
Jordan Anti-doping Organization	JADO	6	-	1	10	-	-	-	-	-	-	-	-	16	6%
Hong Kong Anti-Doping Committee	HKG-ADC	4	-	-	10	-	-	-	-	-	-	-	-	14	-
Macao Bodybuilding & Fitness Association	MBFA	-	-	-	14	-	4	-	-	-	-	-	-	14	29%
Basque Anti-Doping Agency	ESP-Vasco	12	-	5	-	-	-	-	-	-	-	-	-	12	42%
Swedish Bodybuilding and Fitness Federation	SKKF	11	-	2	1	-	-	-	-	-	-	-	-	12	17%
Catalan Bodybuilding Federation	ESP-FCF	12	-	1	-	-	-	-	-	-	-	-	-	12	8%
Hungarian Anti-Doping Agency	HUNADO	8	-	1	2	-	-	-	-	-	2	-	-	12	8%
Common Community Commission (Brussels)	COCOM	5	-	-	2	-	-	5	-	-	-	-	-	12	-
National Anti Doping Agency -India	IND-NADO	10	-	-	-	-	-	-	-	-	-	-	-	10	-
National Anti-doping Center of Ukraine	NADC Ukraine	4	-	-	6	-	-	-	-	-	-	-	-	10	-
Venezuela NADO	VEN-NADO	-	-	-	8	-	-	-	-	-	-	-	-	8	-
Azerbaijan National Anti-Doping Agency	AMADA	-	-	-	6	-	2	-	-	-	2	-	-	8	25%
Italian National Anti-Doping Agency	NADO ITALIA	8	-	3	-	-	-	-	-	-	-	-	-	8	38%
Anti-Doping department of State Sports Medicine Centre	LAT-NADO	6	-	1	1	-	-	1	-	-	-	-	-	8	13%
Mongolian National Anti-Doping Organization	MGL-NADO	7	-	5	-	-	-	-	-	-	-	-	-	7	71%
Bermuda Sport Anti- Doping Authority	BSADA	6	-	2	-	-	-	-	-	-	-	-	-	6	33%
Central American RADO	RADO-CAM	1	-	-	5	-	4	-	-	-	-	-	-	6	67%
NADO-DG Eupen - Belgium	NADO-DG Eupen	5	-	4	-	-	-	1	-	-	-	-	-	6	67%
Asian Bodybuilding and Physique Sports Federation	ABBF	5	-	2	-	-	-	-	-	-	-	-	-	5	40%
Bahamas Anti-Doping Commission	BADC	-	-	-	5	-	-	-	-	-	-	-	-	5	-
Doping Control Agency of Thailand	DCAT	4	-	1	1	1	-	-	-	-	-	-	-	5	20%

Table 97: AIMS Sport - Bodybuilding - continued

Testing Authority (TA)	ADAMS Code	Urine						Blood						Total Samples	% AAF
		IC			OOC			IC			OOC				
		Samples	ATF	AAF	Samples	ATF	AAF	Samples	ATF	AAF	Samples	ATF	AAF		
French Anti-Doping Agency	AFLD-NADO	3	-	2	1	-	1	-	-	-	1	-	-	5	60%
Anti-Doping Organization of New Caledonia	OADNC	5	-	-	-	-	-	-	-	-	-	-	-	5	-
Jamaica Anti-Doping Commission	JADCO	-	-	-	4	-	-	-	-	-	-	-	-	4	-
Hellenic National Council for Combatting Doping	ESKAN	4	-	1	-	-	-	-	-	-	-	-	-	4	25%
Oceania RADO	O-RADO	4	-	-	-	-	-	-	-	-	-	-	-	4	-
Lithuanian Anti-Doping Agency	LTU-NADO	4	-	4	-	-	-	-	-	-	-	-	-	4	100%
Anti-Doping Agency of Serbia	ADAS	2	-	2	2	-	-	-	-	-	-	-	-	4	50%
Colombian NADO	COL-NADO	4	-	4	-	-	-	-	-	-	-	-	-	4	100%
Natural Bodybuilding & Fitness Association (Singapore)	NBFA	4	-	-	-	-	-	-	-	-	-	-	-	4	-
Estonian Bodybuilding and Fitness Federation	EST-BAF	3	-	1	-	-	-	-	-	-	-	-	-	3	33%
World Bodybuilding & Physique Sports Federation	WBPF	3	-	2	-	-	-	-	-	-	-	-	-	3	67%
Sri Lanka Anti Doping Agency	SRI-NADO	-	-	-	3	-	-	-	-	-	-	-	-	3	-
South American RADO	RADO-SAM	-	-	-	2	-	-	-	-	-	-	-	-	2	-
Thailand University Sport Board	THA-UNI	2	-	-	-	-	-	-	-	-	-	-	-	2	-
West Asia RADO	W-ASIA-RADO	-	-	-	2	-	-	-	-	-	-	-	-	2	-
National Anti-Doping Commission of Barbados	NADC	2	-	1	-	-	-	-	-	-	-	-	-	2	50%
Ecuador NADO	ECU-NADO	-	-	-	2	-	1	-	-	-	-	-	-	2	50%
Mexican National Anti-Doping Committee	MEX-NADO	-	-	-	2	-	-	-	-	-	-	-	-	2	-
Peru National Anti-Doping Commission	CONAD PERU	-	-	-	1	-	-	-	-	-	-	-	-	1	-
Anti-Doping Agency of Malaysia	ADAMAS	-	-	-	1	-	-	-	-	-	-	-	-	1	-
Natural Physique Association	GBR-NPA	1	-	-	-	-	-	-	-	-	-	-	-	1	-
		678	-	170	433	5	42	59	-	-	52	-	-	1222	

Table 98: AIMS Sport - Casting

Testing Authority (TA)	ADAMS Code	Urine						Blood						Total Samples	% AAF
		IC			OOC			IC			OOC				
		Samples	ATF	AAF	Samples	ATF	AAF	Samples	ATF	AAF	Samples	ATF	AAF		
International Fresh Water Sport Fishing Federation	FIPS-ed (R)	2	-	-	6	-	-	-	-	-	-	-	-	8	-
International Casting Sport Federation	ICSF	5	-	-	-	-	-	-	-	-	-	-	-	5	-
International Federation of Sea Fishing Sport	FIPS-M (R)	2	-	-	2	-	-	-	-	-	-	-	-	4	-
Spain National Anti-Doping Agency	ESP-NADO	2	-	-	-	-	-	-	-	-	-	-	-	2	-
Anti-Doping Agency of Serbia	ADAS	2	-	-	-	-	-	-	-	-	-	-	-	2	-
		13	-	-	8	-	-	-	-	-	-	-	-	21	

Table 99: AIMS Sport - Darts

Testing Authority (TA)	ADAMS Code	Urine						Blood						Total Samples	% AAF
		IC			OOC			IC			OOC				
		Samples	ATF	AAF	Samples	ATF	AAF	Samples	ATF	AAF	Samples	ATF	AAF		
UK Anti-Doping	UKAD	29	-	1	-	-	-	-	-	-	-	-	-	29	3%
German National Anti-Doping Agency	NADA	13	-	-	-	-	-	-	-	-	-	-	-	13	-
Netherlands Anti-Doping Authority	ADAN	10	-	-	-	-	-	-	-	-	-	-	-	10	-
World Darts Federation	WDF	9	-	-	-	-	-	-	-	-	-	-	-	9	-
Turkish Anti Doping Commission	TADC	4	-	-	-	-	-	-	-	-	-	-	-	4	-
Antidoping Switzerland	ADCH	2	-	-	-	-	-	-	-	-	-	-	-	2	-
Anti-Doping Agency of Serbia	ADAS	2	-	-	-	-	-	-	-	-	-	-	-	2	-
Romanian National Anti-Doping Agency	ANAD-Romania	2	-	-	-	-	-	-	-	-	-	-	-	2	-
German Youth Force Sports Association	GER-DJK	1	-	-	-	-	-	-	-	-	-	-	-	1	-
		72	-	1	-	-	-	-	-	-	-	-	-	72	

Table 100: AIMS Sport - Dragon Boat

Testing Authority (TA)	ADAMS Code	Urine						Blood						Total Samples	% AAF
		IC			OOC			IC			OOC				
		Samples	ATF	AAF	Samples	ATF	AAF	Samples	ATF	AAF	Samples	ATF	AAF		
China Anti-Doping Agency	CHINADA	-	-	-	43	-	1	-	-	-	2	-	-	45	2%
International Dragon Boat Federation	IDBF	6	-	-	18	-	1	-	-	-	-	-	-	24	4%
Japan Anti-Doping Agency	JADA	8	-	-	-	-	-	-	-	-	-	-	-	8	-
Hungarian Anti-Doping Agency	HUNADO	8	-	-	-	-	-	-	-	-	-	-	-	8	-
German National Anti-Doping Agency	NADA	6	-	-	-	-	-	-	-	-	-	-	-	6	-
Anti-Doping Singapore	ADS	-	-	-	5	-	-	-	-	-	1	-	-	6	-
I.R Iran National Anti-Doping Organization	IRI-NADO	-	-	-	4	-	-	-	-	-	-	-	-	4	-
Hong Kong Anti-Doping Committee	HKG-ADC	-	-	-	3	-	-	-	-	-	-	-	-	3	-
Lembaga Anti-Doping Indonesia	LADI	-	-	-	1	-	-	-	-	-	-	-	-	1	-
CHN-Provincial Sports Bureau in China	CHN-PSB	1	-	-	-	-	-	-	-	-	-	-	-	1	-
National Anti Doping Agency -India	IND-NADO	-	-	-	-	-	-	-	-	-	1	-	-	1	-
		29	-	-	74	-	2	-	-	-	4	-	-	107	

2018 Anti-Doping Testing Figures
Samples Analyzed and Reported by Accredited Laboratories in ADAMS

Table 101: AIMS Sport - Draughts

Testing Authority (TA)	ADAMS Code	Urine						Blood						Total Samples	% AAF
		IC			OOC			IC			OOC				
		Samples	ATF	AAF	Samples	ATF	AAF	Samples	ATF	AAF	Samples	ATF	AAF		
World Draughts Federation	FMJD	9	-	-	7	-	-	-	-	-	-	-	-	16	-
Portugal Anti-Doping Agency	ADoP	2	-	2	-	-	-	-	-	-	-	-	-	2	100%
		11	-	2	7	-	-	-	-	-	-	-	18		

Table 102: AIMS Sport - Fistball

Testing Authority (TA)	ADAMS Code	Urine						Blood						Total Samples	% AAF
		IC			OOC			IC			OOC				
		Samples	ATF	AAF	Samples	ATF	AAF	Samples	ATF	AAF	Samples	ATF	AAF		
International Fistball Association	IFA	4	-	-	9	-	-	1	-	-	-	-	-	14	-
National Anti-Doping Agency Austria GmbH	NADA Austria	-	-	-	12	-	-	-	-	-	-	-	-	12	-
		4	-	-	21	-	-	1	-	-	-	-	26		

Table 103: AIMS Sport - Go

Testing Authority (TA)	ADAMS Code	Urine						Blood						Total Samples	% AAF
		IC			OOC			IC			OOC				
		Samples	ATF	AAF	Samples	ATF	AAF	Samples	ATF	AAF	Samples	ATF	AAF		
Korea Anti-Doping Agency	KADA	25	-	-	-	-	-	-	-	-	-	-	-	25	-
International Go Federation	IGF-Go	3	-	-	-	-	-	-	-	-	-	-	-	3	-
Anti-Doping Agency of Serbia	ADAS	2	-	-	-	-	-	-	-	-	-	-	-	2	-
		30	-	-	-	-	-	-	-	-	-	-	30		

Table 104: AIMS Sport - Icestocksport

Testing Authority (TA)	ADAMS Code	Urine						Blood						Total Samples	% AAF
		IC			OOC			IC			OOC				
		Samples	ATF	AAF	Samples	ATF	AAF	Samples	ATF	AAF	Samples	ATF	AAF		
International Federation Icestocksport	IFI	18	-	-	12	-	-	2	-	-	3	-	-	35	-
German National Anti-Doping Agency	NADA	7	-	-	-	-	-	1	-	-	-	-	-	8	-
		25	-	-	12	-	-	3	-	-	3	-	43		

Table 105: AIMS Sport - Ju-Jitsu

Testing Authority (TA)	ADAMS Code	Urine						Blood						Total Samples	% AAF
		IC			OOC			IC			OOC				
		Samples	ATF	AAF	Samples	ATF	AAF	Samples	ATF	AAF	Samples	ATF	AAF		
German National Anti-Doping Agency	NADA	6	-	-	41	-	-	6	-	-	3	-	-	56	-
Ju-Jitsu International Federation	JJIF	36	-	2	19	-	-	-	-	-	-	-	-	55	4%
French Anti-Doping Agency	AFLD-NADO	11	-	1	14	-	1	-	-	-	4	-	-	29	7%
Olympic Council of Asia	OCA	16	-	3	5	-	-	-	-	-	4	-	-	25	12%
Doping Control Agency of Thailand	DCAT	-	-	-	19	-	-	-	-	-	-	-	-	19	-
United Arab Emirates National Anti-doping Committee	UAE-NADO	-	-	-	13	-	1	-	-	-	-	-	-	13	8%
Swedish Sports Confederation	RF	12	-	-	-	-	-	-	-	-	-	-	-	12	-
Jordan Anti-doping Organization	JADO	5	-	-	6	-	-	-	-	-	-	-	-	11	-
Anti-Doping Commission, Chinese Taipei Olympic Committee	CTADA	9	-	-	1	-	-	-	-	-	-	-	-	10	-
Kazakhstan National Anti-Doping Centre	KAZ-NADO	-	-	-	7	-	1	-	-	-	-	-	-	7	14%
Romanian National Anti-Doping Agency	ANAD-Romania	-	-	-	7	-	-	-	-	-	-	-	-	7	-
Korea Anti-Doping Agency	KADA	-	-	-	7	-	-	-	-	-	-	-	-	7	-
Anti-Doping Denmark	ADD	4	-	-	-	-	-	-	-	-	-	-	-	4	-
Thailand University Sport Board	THA-UNI	2	-	-	-	-	-	-	-	-	-	-	-	2	-
Central Asia RADO	RADOCA-RADO	-	-	-	2	1	-	-	-	-	-	-	-	2	-
Anti-Doping Agency of Serbia	ADAS	2	-	-	-	-	-	-	-	-	-	-	-	2	-
Anti-Doping Singapore	ADS	-	-	-	2	-	-	-	-	-	-	-	-	2	-
Gulf States and Yemen RADO	GSY-RADO	-	-	-	1	-	-	-	-	-	-	-	-	1	-
West Asia RADO	W-ASIA-RADO	-	-	-	1	-	-	-	-	-	-	-	-	1	-
Portugal Anti-Doping Agency	ADoP	-	-	-	1	-	-	-	-	-	-	-	-	1	-
		103	-	6	146	1	3	6	-	-	11	-	-	266	

Table 106: AIMS Sport - Kendo

Testing Authority (TA)	ADAMS Code	Urine						Blood						Total Samples	% AAF
		IC			OOC			IC			OOC				
		Samples	ATF	AAF	Samples	ATF	AAF	Samples	ATF	AAF	Samples	ATF	AAF		
Korea Anti-Doping Agency	KADA	15	-	-	-	-	-	-	-	-	-	-	-	15	-
Japan Anti-Doping Agency	JADA	15	-	-	-	-	-	-	-	-	-	-	-	15	-
International Kendo Federation	FIK	4	-	-	4	-	-	-	-	-	-	-	-	8	-
Swedish Sports Confederation	RF	4	-	-	-	-	-	-	-	-	-	-	-	4	-
Anti-Doping Agency of Serbia	ADAS	2	-	-	-	-	-	-	-	-	-	-	-	2	-
		40	-	-	4	-	-	-	-	-	-	-	-	44	

Table 107: AIMS Sport - Kickboxing

Testing Authority (TA)	ADAMS Code	Urine						Blood						Total Samples	% AAF
		IC			OOC			IC			OOC				
		Samples	ATF	AAF	Samples	ATF	AAF	Samples	ATF	AAF	Samples	ATF	AAF		
French Anti-Doping Agency	AFLD-NADO	107	2	9	40	-	1	-	-	-	-	-	-	147	7%
Portugal Anti-Doping Agency	ADoP	118	-	8	7	-	2	-	-	-	-	-	-	125	8%
World Association of Kickboxing Organizations	WAKO	22	-	2	37	-	-	2	-	-	-	-	-	61	3%
Anti-Doping Norway	ADNO	11	-	-	29	-	-	-	-	-	3	-	-	43	-
Italian National Anti-Doping Agency	NADO ITALIA	38	-	-	-	-	-	4	-	-	-	-	-	42	-
National Anti-Doping Agency Austria GmbH	NADA Austria	6	-	-	21	-	-	1	-	-	2	-	-	30	-
Agency for Anti-Doping Control of Bosnia and Herzegovina	BIH-NADO	6	-	1	20	-	1	-	-	-	3	-	-	29	7%
Polish Anti-Doping Agency	POLADA	6	-	-	19	-	1	-	-	-	2	-	-	27	4%
Spain National Anti-Doping Agency	ESP-NADO	14	-	3	8	-	-	3	-	-	1	-	-	26	12%
NADO Flanders	NADOF	24	-	1	-	-	-	-	-	-	-	-	-	24	4%
Anti-Doping Denmark	ADD	13	-	-	9	-	-	-	-	-	-	-	-	22	-
Netherlands Anti-Doping Authority	ADAN	21	-	3	-	-	-	-	-	-	-	-	-	21	14%
Anti-Doping Agency of Serbia	ADAS	8	-	1	5	-	-	-	-	-	2	-	-	15	7%
Antidoping Switzerland	ADCH	-	-	-	13	-	-	-	-	-	1	-	-	14	-
Finnish Center for Integrity in Sports/Finnish Anti-Doping Agency	FINCIS/FINADA	7	-	-	5	-	-	-	-	-	2	-	-	14	-
Turkish Anti Doping Commission	TADC	12	-	-	-	-	-	-	-	-	-	-	-	12	-
German National Anti-Doping Agency	NADA	9	-	-	-	-	-	-	-	-	-	-	-	9	-
Italian Ministry of Health Departement	CVD-Italia	8	-	-	-	-	-	-	-	-	-	-	-	8	-
French Community of Belgium NADO	BEL-CFWB	6	-	-	-	-	-	1	-	-	-	-	-	7	-
Korea Anti-Doping Agency	KADA	6	-	-	-	-	-	-	-	-	-	-	-	6	-
Swedish Sports Confederation	RF	4	-	-	2	-	-	-	-	-	-	-	-	6	-
Croatian Institute of Public Health	CIPH	4	-	-	-	-	-	2	-	-	-	-	-	6	-
Bulgarian Anti-doping Center	BUL-NADO	3	-	-	2	-	-	-	-	-	1	-	-	6	-
Anti-Doping department of State Sports Medicine Centre	LAT-NADO	5	-	-	-	-	-	1	-	-	-	-	-	6	-
Jordan Anti-doping Organization	JADO	-	-	-	4	-	-	-	-	-	-	-	-	4	-
West Asia RADO	W-ASIA-RADO	-	-	-	4	-	-	-	-	-	-	-	-	4	-
Eastern Europe RADO	E-EUR-RADO	-	-	-	2	-	-	-	-	-	-	-	-	2	-
Nigerian National Anti-Doping Committee	NGR-NADO	2	-	-	-	-	-	-	-	-	-	-	-	2	-
Hungarian Anti-Doping Agency	HUNADO	-	-	-	1	-	-	-	-	-	-	-	-	1	-
		460	2	28	228	-	5	14	-	-	17	-	-	719	

Table 108: AIMS Sport - Lacrosse

Testing Authority (TA)	ADAMS Code	Urine						Blood						Total Samples	% AAF
		IC			OOC			IC			OOC				
		Samples	ATF	AAF	Samples	ATF	AAF	Samples	ATF	AAF	Samples	ATF	AAF		
Canadian Centre for Ethics in Sport	CCES	-	-	-	12	-	-	-	-	-	4	-	-	16	-
International Lacrosse Federation	FILx	15	-	-	-	-	-	-	-	-	-	-	-	15	-
Anti-Doping Norway	ADNO	3	-	1	-	-	-	-	-	-	-	-	-	3	33%
Israeli NADO	ISR-NADO	1	-	-	-	-	-	-	-	-	-	-	-	1	-
		19	-	1	12	-	-	-	-	-	4	-	-	35	

Table 109: AIMS Sport - Minigolf

Testing Authority (TA)	ADAMS Code	Urine						Blood						Total Samples	% AAF
		IC			OOC			IC			OOC				
		Samples	ATF	AAF	Samples	ATF	AAF	Samples	ATF	AAF	Samples	ATF	AAF		
World Minigolf Sport Federation	WMF	8	-	-	2	-	-	-	-	-	-	-	-	10	-
German National Anti-Doping Agency	NADA	8	-	-	-	-	-	-	-	-	-	-	-	8	-
		16	-	-	2	-	-	-	-	-	-	-	-	18	

Table 110: AIMS Sport - Powerlifting

Testing Authority (TA)	ADAMS Code	Urine						Blood						Total Samples	% AAF
		IC			OOC			IC			OOC				
		Samples	ATF	AAF	Samples	ATF	AAF	Samples	ATF	AAF	Samples	ATF	AAF		
International Powerlifting Federation	IPF	402	-	24	308	-	14	-	-	-	74	-	-	784	5%
USA Powerlifting	USA-USAPL	92	-	4	368	1	20	-	-	-	-	-	-	460	5%
German National Anti-Doping Agency	NADA	219	1	11	37	-	-	38	-	-	25	-	-	319	3%
National Anti-doping Center of Ukraine	NADC Ukraine	64	2	7	163	5	16	-	-	-	43	-	-	270	9%
Swedish Sports Confederation	RF	91	-	1	91	-	5	3	-	-	5	-	-	190	3%
Anti-Doping Norway	ADNO	70	-	1	105	-	1	-	-	-	14	-	-	189	1%
French Anti-Doping Agency	AFLD-NADO	110	1	6	37	1	1	4	-	-	6	-	-	157	4%
Finnish Center for Integrity in Sports/Finnish Anti-Doping Agency	FINCIS/FINADA	37	-	-	81	-	-	9	-	-	28	-	-	155	-
Russian National Anti-Doping Organization	RUSADA	94	-	20	48	-	2	-	-	-	-	-	-	142	15%
Canadian Centre for Ethics in Sport	CCES	78	-	5	33	-	1	5	-	-	16	-	-	132	5%
Anti-Doping Denmark	ADD	25	1	1	62	-	-	4	-	-	19	-	-	110	1%
Australian Sports Anti-Doping Authority	ASADA	63	-	2	28	-	2	-	-	-	12	-	-	103	4%
Great Britain Powerlifting Federation	GBR-GBPF	74	-	7	1	-	-	-	-	-	-	-	-	75	9%
British Drug Free Powerlifting Association	GBR-BDFPA	60	-	5	3	-	-	-	-	-	-	-	-	63	8%
National Anti Doping Agency -India	IND-NADO	54	2	13	2	-	1	6	-	-	-	-	-	62	23%
World Drug Free Powerlifting Federation	WDFPF	55	-	1	5	-	-	-	-	-	-	-	-	60	2%
Netherlands Anti-Doping Authority	ADAN	57	-	1	-	-	-	-	-	-	-	-	-	57	2%
National Anti-Doping Agency Austria GmbH	NADA Austria	20	-	-	26	-	-	-	-	-	7	-	-	53	-

Table 110: AIMS Sport - Powerlifting - continued

Testing Authority (TA)	ADAMS Code	Urine						Blood						Total Samples	% AAF
		IC			OOC			IC			OOC				
		Samples	ATF	AAF	Samples	ATF	AAF	Samples	ATF	AAF	Samples	ATF	AAF		
Japan Anti-Doping Agency	JADA	49	-	-	-	-	-	-	-	-	-	-	-	49	-
Italian Powerlifting Federation	ITA-PL	33	-	-	6	-	-	-	-	-	-	-	-	39	-
Anti-Doping department of State Sports Medicine Centre	LAT-NADO	34	-	5	4	-	1	-	-	-	1	-	-	39	15%
Czech Anti-Doping Committee	CADC	26	-	1	7	-	-	-	-	-	4	-	-	37	3%
Polish Anti-Doping Agency	POLADA	25	-	4	4	-	-	-	-	-	8	-	-	37	11%
World Powerlifting Alliance	WPA-APA	28	-	-	1	-	-	-	-	-	-	-	-	29	-
Mexican National Anti-Doping Committee	MEX-NADO	28	-	10	-	-	-	-	-	-	-	-	10	28	36%
Irish Powerlifting Federation	IRE-PL	18	-	-	9	-	-	-	-	-	-	-	-	27	-
Croatian Institute of Public Health	CIPH	19	-	1	-	-	-	6	-	-	-	-	-	25	4%
NADO Flanders	NADOF	12	-	1	11	-	-	-	-	-	-	-	-	23	4%
Spanish Powerlifting Association	SPA-PL	22	-	1	-	-	-	-	-	-	-	-	-	22	5%
Scottish Powerlifting Association	SCO-PL	22	-	3	-	-	-	-	-	-	-	-	-	22	14%
South African Institute for Drug-Free Sport	SAIDS	5	-	-	17	-	1	-	-	-	-	-	-	22	5%
Drug Free Sport New Zealand	DFSNZ	19	-	1	2	-	-	-	-	-	-	-	-	21	5%
Singapore Powerlifting Federation	verlifting Singap	20	-	2	-	-	-	-	-	-	-	-	-	20	10%
Hungarian Anti-Doping Agency	HUNADO	18	-	1	1	-	-	-	-	-	1	-	-	20	5%
Estonian Anti-Doping Agency	EADA	12	-	-	4	-	-	-	-	-	1	-	-	17	-
French Community of Belgium NADO	BEL-CFWB	12	-	1	-	-	-	4	-	-	-	-	-	16	6%
Anti-Doping Commission, Chinese Taipei Olympic Committee	CTADA	13	-	3	-	-	-	-	-	-	-	-	-	13	23%
Sri Lanka Anti Doping Agency	SRI-NADO	12	-	2	-	-	-	-	-	-	-	-	-	12	17%
Belarus National Anti-Doping Agency	BNADA	7	-	1	2	-	-	-	-	-	3	-	-	12	8%
Anti-Doping Agency of Malaysia	ADAMAS	11	-	-	-	-	-	-	-	-	-	-	-	11	-
German Drug-Free Powerlifting Federation	GDFPF	7	-	-	4	-	-	-	-	-	-	-	-	11	-
Romanian National Anti-Doping Agency	ANAD-Romania	5	-	-	5	-	-	1	-	-	-	-	-	11	-
Northern Ireland Powerlifting Federation	NIR-PL	11	-	-	-	-	-	-	-	-	-	-	-	11	-
Anti-Doping Commission of Malta	MLT-NADO	10	-	-	-	-	-	-	-	-	-	-	-	10	-
Swiss Powerlifting	SUI-PWL	9	-	1	-	-	-	-	-	-	-	-	-	9	11%
National Olympic and Sports Association of Iceland	ISL-NADO	2	-	-	7	-	-	-	-	-	-	-	-	9	-
Argentina National Anti-Doping Agency	ARG-CNAD	8	-	-	-	-	-	-	-	-	-	-	-	8	-
Hong Kong Anti-Doping Committee	HKG-ADC	6	-	-	2	-	-	-	-	-	-	-	-	8	-
World Anti-Doping Agency	WADA-AMA	5	3	-	1	-	-	-	-	-	-	-	-	6	-
Swiss Drug-Free Powerlifting Federation	SUI-DFPOW	5	-	-	-	-	-	-	-	-	-	-	-	5	-
Others in China	China-Others	3	-	-	-	-	-	-	-	-	2	-	-	5	-
Drug Free Powerlifting Australia	AUS-DFPA	4	-	1	1	-	-	-	-	-	-	-	-	5	20%
Monaco Anti-Doping Committee	CMA Monaco	2	-	-	-	-	-	2	-	-	-	-	-	4	-
Common Community Commission (Brussels)	COCOM	-	-	-	2	-	-	-	-	-	2	-	-	4	-
United Arab Emirates National Anti-doping Committee	UAE-NADO	4	-	-	-	-	-	-	-	-	-	-	-	4	-
Austrian Powerlifting Federation	AUT - POW	4	-	-	-	-	-	-	-	-	-	-	-	4	-
Slovenian Antidoping Organization	SLOADO	4	-	-	-	-	-	-	-	-	-	-	-	4	-
Mongolian National Anti-Doping Organization	MGL-NADO	4	-	2	-	-	-	-	-	-	-	-	-	4	50%
Jordan Anti-doping Organization	JADO	-	-	-	3	-	-	-	-	-	-	-	-	3	-
Hong Kong Weightlifting and Powerlifting Association	HKG-WF	3	-	-	-	-	-	-	-	-	-	-	-	3	-
Spain National Anti-Doping Agency	ESP-NADO	3	-	-	-	-	-	-	-	-	-	-	-	3	-
Philippine Sports Commission	PHI-NADO	3	-	-	-	-	-	-	-	-	-	-	-	3	-
Lithuanian Anti-Doping Agency	LTU-NADO	3	-	2	-	-	-	-	-	-	-	-	-	3	67%
Egyptian National Anti-doping Organization	EGY-NADO	-	-	-	3	-	-	-	-	-	-	-	-	3	-
Estonian Academic Sports Federation	EASL	2	-	-	-	-	-	-	-	-	-	-	-	2	-
Nigerian National Anti-Doping Committee	NGR-NADO	-	-	-	1	-	-	-	-	-	-	-	-	1	-
Central Asia RADO	RADOCA-RADO	-	-	-	1	-	-	-	-	-	-	-	-	1	-
US Anti-Doping Agency	USADA	1	-	-	-	-	-	-	-	-	-	-	-	1	-
Kazakhstan National Anti-Doping Centre	KAZ-NADO	-	-	-	1	-	-	-	-	-	-	-	-	1	-
European Powerlifting Federation	EPF	1	-	-	-	-	-	-	-	-	-	-	-	1	-
		2219	10	152	1497	7	65	82	-	-	271	-	-	4069	

Table 111: AIMS Sport - Sambo

Testing Authority (TA)	ADAMS Code	Urine						Blood						Total Samples	% AAF
		IC			OOC			IC			OOC				
		Samples	ATF	AAF	Samples	ATF	AAF	Samples	ATF	AAF	Samples	ATF	AAF		
International Sambo Federation	FIAS	175	-	4	32	-	-	9	-	-	-	-	-	216	1.9%
Russian National Anti-Doping Organization	RUSADA	32	-	4	80	-	1	-	-	-	-	-	-	112	4%
Olympic Council of Asia	OCA	8	-	1	1	-	1	-	-	-	1	-	-	10	20%
Kazakhstan National Anti-Doping Centre	KAZ-NADO	-	-	-	9	-	-	-	-	-	-	-	-	9	-
Belarus National Anti-Doping Agency	BNADA	-	-	-	6	-	-	-	-	-	1	-	-	7	-
Bulgarian Anti-doping Center	BUL-NADO	6	-	-	-	-	-	1	-	-	-	-	-	7	-
Georgian Anti-Doping Agency	GEO-NADO	-	-	-	6	-	-	-	-	-	-	-	-	6	-
Doping Control Agency of Thailand	DCAT	-	-	-	4	-	-	-	-	-	-	-	-	4	-
Japan Anti-Doping Agency	JADA	-	-	-	3	-	-	-	-	-	-	-	-	3	-
Central Asia RADO	RADOCA-RADO	-	-	-	2	-	-	-	-	-	-	-	-	2	-
Lithuanian Anti-Doping Agency	LTU-NADO	2	-	-	-	-	-	-	-	-	-	-	-	2	-
Anti-Doping Agency of Serbia	ADAS	2	-	-	-	-	-	-	-	-	-	-	-	2	-
		225	-	9	143	-	2	10	-	-	2	-	-	380	

Table 112: AIMS Sport - Savate

Testing Authority (TA)	ADAMS Code	Urine						Blood						Total Samples	% AAF
		IC			OOC			IC			OOC				
		Samples	ATF	AAF	Samples	ATF	AAF	Samples	ATF	AAF	Samples	ATF	AAF		
International Savate Federation	FIS-Savate	10	-	-	8	-	-	-	-	-	1	-	-	19	-
Anti-Doping Agency of Serbia	ADAS	2	-	-	-	-	-	-	-	-	-	-	-	2	-
Croatian Institute of Public Health	CIPH	-	-	-	1	-	-	-	-	-	-	-	-	1	-
		12	-	-	9	-	-	-	-	-	1	-	-	22	

Table 113: AIMS Sport - Sepaktakraw

Testing Authority (TA)	ADAMS Code	Urine						Blood						Total Samples	% AAF
		IC			OOC			IC			OOC				
		Samples	ATF	AAF	Samples	ATF	AAF	Samples	ATF	AAF	Samples	ATF	AAF		
Doping Control Agency of Thailand	DCAT	12	-	-	45	-	-	-	-	-	-	-	-	57	-
Olympic Council of Asia	OCA	20	-	-	6	-	-	-	-	-	-	-	-	26	-
National Anti Doping Agency -India	IND-NADO	-	-	-	24	-	-	-	-	-	-	-	-	24	-
Korea Anti-Doping Agency	KADA	11	-	-	9	-	-	-	-	-	-	-	-	20	-
Japan Anti-Doping Agency	JADA	-	-	-	19	-	-	-	-	-	-	-	-	19	-
Anti-Doping Agency of Malaysia	ADAMAS	8	-	-	9	-	-	-	-	-	-	-	-	17	-
International Sepaktakraw Federation	ISTAF	16	-	-	-	-	-	-	-	-	-	-	-	16	-
Anti-Doping Singapore	ADS	6	-	-	3	-	-	-	-	-	-	-	-	9	-
China Anti-Doping Agency	CHINADA	-	-	-	8	-	-	-	-	-	-	-	-	8	-
Lembaga Anti-Doping Indonesia	LADI	-	-	-	5	-	-	-	-	-	-	-	-	5	-
Thailand University Sport Board	THA-UNI	4	-	-	-	-	-	-	-	-	-	-	-	4	-
ASEAN University Sports Council	AUSC	2	-	-	-	-	-	-	-	-	-	-	-	2	-
World Anti-Doping Agency	WADA-AMA	-	-	-	1	-	-	-	-	-	-	-	-	1	-
Vietnam Anti-Doping & Sports Medicine Agency	VADA	-	-	-	1	-	-	-	-	-	-	-	-	1	-
		79	-	-	130	-	-	-	-	-	-	-	-	209	

Table 114: AIMS Sport - Sleddog

Testing Authority (TA)	ADAMS Code	Urine						Blood						Total Samples	% AAF
		IC			OOC			IC			OOC				
		Samples	ATF	AAF	Samples	ATF	AAF	Samples	ATF	AAF	Samples	ATF	AAF		
Spain National Anti-Doping Agency	ESP-NADO	19	-	-	4	-	-	-	-	-	-	-	-	23	-
International Federation of Sleddog Sports	IFSS	10	-	1	-	-	-	-	-	-	-	-	-	10	10%
French Anti-Doping Agency	AFLD-NADO	6	-	-	-	-	-	-	-	-	-	-	-	6	-
		35	-	1	4	-	-	-	-	-	-	-	-	39	

Table 115: AIMS Sport - Soft Tennis

Testing Authority (TA)	ADAMS Code	Urine						Blood						Total Samples	% AAF
		IC			OOC			IC			OOC				
		Samples	ATF	AAF	Samples	ATF	AAF	Samples	ATF	AAF	Samples	ATF	AAF		
Japan Anti-Doping Agency	JADA	38	-	-	10	-	-	-	-	-	-	-	-	48	-
Korea Anti-Doping Agency	KADA	25	-	-	5	-	-	-	-	-	-	-	-	30	-
Olympic Council of Asia	OCA	11	-	-	-	-	-	-	-	-	-	-	-	11	-
Doping Control Agency of Thailand	DCAT	-	-	-	10	-	-	-	-	-	-	-	-	10	-
National Anti Doping Agency -India	IND-NADO	-	-	-	10	-	-	-	-	-	-	-	-	10	-
China Anti-Doping Agency	CHINADA	-	-	-	7	-	-	-	-	1	-	-	-	8	-
International Soft Tennis Federation	ISTF	4	-	-	-	-	-	-	-	-	-	-	-	4	-
Anti-Doping Commission, Chinese Taipei Olympic Committee	CTADA	-	-	-	2	-	-	-	-	-	-	-	-	2	-
		78	-	-	44	-	-	-	-	1	-	-	-	123	

Table 116: AIMS Sport - Sport Fishing

Testing Authority (TA)	ADAMS Code	Urine						Blood						Total Samples	% AAF
		IC			OOC			IC			OOC				
		Samples	ATF	AAF	Samples	ATF	AAF	Samples	ATF	AAF	Samples	ATF	AAF		
International Fresh Water Sport Fishing Federation	FIPS-ed	6	-	-	2	-	-	-	-	-	-	-	-	8	-
Portugal Anti-Doping Agency	ADoP	7	-	-	-	-	-	-	-	-	-	-	-	7	-
Kazakhstan National Anti-Doping Centre	KAZ-NADO	6	-	1	-	-	-	-	-	-	-	-	-	6	17%
International Fresh Water Sport Fishing Federation	FIPS-ed (R)	6	-	1	-	-	-	-	-	-	-	-	-	6	17%
Hungarian Anti-Doping Agency	HUNADO	4	-	-	-	-	-	-	-	-	-	-	-	4	-
International Sport Fishing Confederation	CIPS	4	-	-	-	-	-	-	-	-	-	-	-	4	-
International Fly Sport Fishing Federation	FIPS-Mouche (R)	2	1	-	2	-	-	-	-	-	-	-	-	4	-
Romanian National Anti-Doping Agency	ANAD-Romania	2	-	-	-	-	-	-	-	-	-	-	-	2	-
		37	1	2	4	-	-	-	-	-	-	-	-	41	

Table 117: IPC Sport - Para-Swimming

Testing Authority (TA)	ADAMS Code	Urine						Blood						Total Samples	% AAF
		IC			OOC			IC			OOC				
		Samples	ATF	AAF	Samples	ATF	AAF	Samples	ATF	AAF	Samples	ATF	AAF		
International Paralympic Committee	IPC	143	-	3	13	-	-	4	-	-	4	-	-	164	2%
Russian National Anti-Doping Organization	RUSADA	17	-	1	121	-	1	-	-	-	-	-	-	138	1%
UK Anti-Doping	UKAD	5	-	-	55	-	-	-	-	-	7	-	-	67	-
Asian Paralympic Committee	APC	49	-	-	8	-	-	6	-	-	-	-	-	63	-
US Anti-Doping Agency	USADA	21	-	1	36	-	-	-	-	-	3	-	-	60	2%
Canadian Centre for Ethics in Sport	CCES	13	-	1	38	-	-	3	-	-	3	-	-	57	2%
China Anti-Doping Agency	CHINADA	-	-	-	44	-	-	-	-	-	2	-	-	46	-
Doping Control Agency of Thailand	DCAT	-	-	-	42	-	-	-	-	-	-	-	-	42	-
Italian National Anti-Doping Agency	NADO ITALIA	17	-	-	21	-	-	-	-	-	3	-	-	41	-
Braslian Authority on Anti-Doping Control	ABCD	40	-	-	-	-	-	-	-	-	-	-	-	40	-
Netherlands Anti-Doping Authority	ADAN	11	-	-	26	-	-	-	-	-	-	-	-	37	-
German National Anti-Doping Agency	NADA	14	-	-	12	-	-	6	-	-	4	-	-	36	-
Spain National Anti-Doping Agency	ESP-NADO	8	-	-	19	-	-	2	-	-	-	-	-	29	-
Australian Sports Anti-Doping Authority	ASADA	14	-	1	12	-	-	-	-	-	2	-	-	28	4%
Swedish Sports Confederation	RF	6	-	-	17	-	-	-	-	-	3	-	-	26	-
Kazakhstan National Anti-Doping Centre	KAZ-NADO	-	-	-	23	-	-	-	-	-	-	-	-	23	-
Sport Federation of China Disabled Persons	CHN-SFDP	16	-	-	4	-	-	1	-	-	-	-	-	21	-
National Anti-doping Center of Ukraine	NADC Ukraine	-	-	-	21	-	-	-	-	-	-	-	-	21	-
Colombian NADO	COL-NADO	15	-	-	3	-	-	2	-	-	-	-	-	20	-
Polish Anti-Doping Agency	POLADA	14	-	-	5	-	-	-	-	-	-	-	-	19	-
Sport Ireland	SI	-	-	-	16	-	-	-	-	-	2	-	-	18	-
Commonwealth Games Federation	CGF	14	-	2	2	-	-	-	-	-	-	-	-	16	13%
Japan Anti-Doping Agency	JADA	11	-	-	4	-	-	-	-	-	-	-	-	15	-
Korea Anti-Doping Agency	KADA	10	-	2	3	-	-	-	-	-	-	-	-	13	15%
Hellenic National Council for Combatting Doping	ESKAN	13	-	-	-	-	-	-	-	-	-	-	-	13	-
National Anti Doping Agency -India	IND-NADO	-	-	-	12	-	-	-	-	-	-	-	-	12	-
Drug Free Sport New Zealand	DFSNZ	-	-	-	11	-	-	-	-	-	-	-	-	11	-
Lembaga Anti-Doping Indonesia	LADI	6	-	-	4	-	-	1	-	-	-	-	-	11	-
Anti-Doping Singapore	ADS	-	-	-	9	1	-	-	-	-	1	-	-	10	-
French Anti-Doping Agency	AFLD-NADO	7	-	1	3	-	-	-	-	-	-	-	-	10	10%
Hungarian Anti-Doping Agency	HUNADO	-	-	-	9	-	-	-	-	-	-	-	-	9	-
European Deaf Sport Organization	EDSO	9	-	-	-	-	-	-	-	-	-	-	-	9	-
Anti-Doping Norway	ADNO	1	-	-	6	-	-	-	-	-	1	-	-	8	-
Antidoping Switzerland	ADCH	2	-	-	3	-	-	-	-	-	1	-	-	6	-
Argentina National Anti-Doping Agency	ARG-CNAD	4	-	-	1	-	-	-	-	-	-	-	-	5	-
CHN-Provincial Sports Bureau in China	CHN-PSB	4	-	-	-	-	-	-	-	-	-	-	-	4	-
Nigerian National Anti-Doping Committee	NGR-NADO	3	-	1	-	-	-	-	-	-	-	-	-	3	33%
Finnish Center for Integrity in Sports/Finnish Anti-Doping Agency	FINCIS/FINADA	3	-	-	-	-	-	-	-	-	-	-	-	3	-
NADO Flanders	NADOF	-	-	-	3	-	-	-	-	-	-	-	-	3	-
Vietnam Anti-Doping & Sports Medicine Agency	VADA	-	-	-	3	-	-	-	-	-	-	-	-	3	-
Anti-Doping Agency of Kenya	ADAK	2	-	-	1	-	-	-	-	-	-	-	-	3	-
Georgian Anti-Doping Agency	GEO-NADO	-	-	-	2	-	-	-	-	-	-	-	-	2	-
International Wheelchair and Amputee Sports Federation	IWAS	2	-	-	-	-	-	-	-	-	-	-	-	2	-
Mexican National Anti-Doping Committee	MEX-NADO	2	-	-	-	-	-	-	-	-	-	-	-	2	-
Chilean National Anti-Doping Commission	CHI-NADO	-	-	-	2	-	-	-	-	-	-	-	-	2	-
Czech Anti-Doping Committee	CADC	-	-	-	1	-	-	-	-	-	-	-	-	1	-
Cerebral Palsy International Sports and Recreation Association	CPISRA	1	-	-	-	-	-	-	-	-	-	-	-	1	-
National Anti-Doping Agency Austria GmbH	NADA Austria	-	-	-	1	-	-	-	-	-	-	-	-	1	-
Anti-Doping Denmark	ADD	-	-	-	1	-	-	-	-	-	-	-	-	1	-
Cyprus Anti-Doping Authority	CYADA	-	-	-	1	-	-	-	-	-	-	-	-	1	-
International Committee of Mediterranean Games	ICMG	1	-	-	-	-	-	-	-	-	-	-	-	1	-
		498	-	13	618	1	1	25	-	-	36	-	-	1177	

Table 118: IPC Sport - Para-Athletics and Athletics

Testing Authority (TA)	ADAMS Code	Urine						Blood						Total Samples	% AAF
		IC			OOC			IC			OOC				
		Samples	ATF	AAF	Samples	ATF	AAF	Samples	ATF	AAF	Samples	ATF	AAF		
International Paralympic Committee	IPC	227	-	3	109	2	2	-	-	-	33	-	-	369	1%
Russian National Anti-Doping Organization	RUSADA	75	-	1	197	-	-	-	-	-	-	-	-	272	0%
US Anti-Doping Agency	USADA	28	-	1	97	-	2	-	-	-	7	-	-	132	2%
China Anti-Doping Agency	CHINADA	-	-	-	100	-	-	-	-	-	4	-	-	104	-
Canadian Centre for Ethics in Sport	CCES	16	-	-	54	-	-	-	-	-	10	-	-	80	-
UK Anti-Doping	UKAD	6	-	-	58	1	1	-	-	-	11	-	-	75	1%
Asian Paralympic Committee	APC	45	1	1	18	-	-	8	-	-	3	-	-	74	1%
Doping Control Agency of Thailand	DCAT	-	-	-	71	-	-	-	-	-	-	-	-	71	-
German National Anti-Doping Agency	NADA	24	-	1	28	-	-	4	-	-	6	-	-	62	2%
Italian National Anti-Doping Agency	NADO ITALIA	26	-	-	25	-	-	3	-	-	4	-	-	58	-
Brazilian Authority on Anti-Doping Control	ABCD	49	1	2	6	-	-	-	-	-	3	-	-	58	3%
Spain National Anti-Doping Agency	ESP-NADO	15	-	1	37	-	-	2	-	-	1	-	-	55	2%
Japan Anti-Doping Agency	JADA	31	-	1	14	-	-	-	-	-	2	-	-	47	2%
Colombian NADO	COL-NADO	25	-	-	13	-	-	3	-	-	-	-	-	41	-
National Anti Doping Agency -India	IND-NADO	-	-	-	36	-	1	-	-	-	5	-	-	41	2%
Sport Ireland	SI	-	-	-	25	-	-	-	-	-	11	-	-	36	-
Commonwealth Games Federation	CGF	19	-	-	11	-	-	-	-	-	3	-	-	33	-
Netherlands Anti-Doping Authority	ADAN	7	-	1	22	-	2	-	-	-	-	-	29	10%	
Mexican National Anti-Doping Committee	MEX-NADO	22	-	-	-	-	-	-	-	-	-	-	22	-	
Sport Federation of China Disabled Persons	CHN-SFDP	20	-	-	-	-	-	2	-	-	-	-	22	-	
Antidoping Switzerland	ADCH	7	-	-	12	-	1	-	-	-	1	-	-	20	5%
Australian Sports Anti-Doping Authority	ASADA	7	-	-	12	-	-	-	-	-	-	-	19	-	
Hellenic National Council for Combatting Doping	ESKAN	18	-	-	-	-	-	-	-	-	18	-	-	18	-
Polish Anti-Doping Agency	POLADA	8	-	-	9	-	-	-	-	-	-	-	17	-	
Kazakhstan National Anti-Doping Centre	KAZ-NADO	-	-	-	16	-	2	-	-	-	-	-	16	13%	
Swedish Sports Confederation	RF	-	-	-	13	-	1	-	-	-	2	-	-	15	7%
Egyptian National Anti-doping Organization	EGY-NADO	-	-	-	15	-	-	-	-	-	-	-	15	-	
Finnish Center for Integrity in Sports/Finnish Anti-Doping Agency	FINCIS/FINADA	-	-	-	14	-	-	-	-	-	1	-	-	15	-
French Anti-Doping Agency	AFLD-NADO	3	-	-	6	-	-	-	-	-	4	-	-	13	-
Lembaga Anti-Doping Indonesia	LADI	7	-	-	4	-	-	1	-	-	-	-	12	-	
South African Institute for Drug-Free Sport	SAIDS	3	-	-	7	-	-	-	-	-	-	-	10	-	
Bulgarian Anti-doping Center	BUL-NADO	-	-	-	10	-	-	-	-	-	-	-	10	-	
Portugal Anti-Doping Agency	ADoP	1	-	-	8	-	-	-	-	-	-	-	9	-	
Anti-Doping Agency of Kenya	ADAK	-	-	-	9	-	-	-	-	-	-	-	9	-	
Hungarian Anti-Doping Agency	HUNADO	-	-	-	8	-	1	-	-	-	-	-	8	13%	
Nigerian National Anti-Doping Committee	NGR-NADO	6	-	1	2	-	-	-	-	-	-	-	8	13%	
Korea Anti-Doping Agency	KADA	8	-	1	-	-	-	-	-	-	-	-	8	13%	
French Community of Belgium NADO	BEL-CFWB	-	-	-	6	-	-	-	-	-	1	-	-	7	-
Africa Zone I RADO	AFR-RADO-I	7	-	-	-	-	-	-	-	-	-	-	7	-	
National Anti-Doping Agency Austria GmbH	NADA Austria	-	-	-	7	-	-	-	-	-	-	-	7	-	
World Triathlon Corporation	IRONMAN	6	-	-	-	-	-	-	-	-	-	-	6	-	
NADO Flanders	NADOF	-	-	-	6	-	-	-	-	-	-	-	6	-	
Czech Anti-Doping Committee	CADC	4	-	-	2	-	-	-	-	-	-	-	6	-	
National Anti-Doping Agency of Tunisia	ANAD	-	-	-	6	-	-	-	-	-	-	-	6	-	
United Arab Emirates National Anti-doping Committee	UAE-NADO	6	-	-	-	-	-	-	-	-	-	-	6	-	
Azerbaijan National Anti-Doping Agency	AMADA	-	-	-	3	-	-	-	-	-	2	-	5	-	
Anti-Doping Agency of Serbia	ADAS	5	-	-	-	-	-	-	-	-	-	-	5	-	
Chilean National Anti-Doping Commission	CHI-NADO	-	-	-	5	-	-	-	-	-	-	-	5	-	
Anti-Doping Singapore	ADS	-	-	-	5	-	1	-	-	-	-	-	5	20%	
Jamaica Anti-Doping Commission	JADCO	2	-	-	2	-	-	-	-	-	1	-	5	-	
Drug Free Sport New Zealand	DFSNZ	-	-	-	4	-	-	-	-	-	-	-	4	-	
CHN-Provincial Sports Bureau in China	CHN-PSB	4	-	-	-	-	-	-	-	-	-	-	4	-	
Turkish Anti Doping Commission	TADC	4	-	-	-	-	-	-	-	-	-	-	4	-	
Anti-Doping department of State Sports Medicine Centre	LAT-NADO	-	-	-	4	-	-	-	-	-	-	-	4	-	
Africa Zone VI RADO	AFR-RADO-VI	4	-	-	-	-	-	-	-	-	-	-	4	-	
International Wheelchair and Amputee Sports Federation	IWAS	3	-	-	-	-	-	-	-	-	-	-	3	-	
Comissió Antidopatge de Catalunya	ESP-Cat-NADO	3	-	-	-	-	-	-	-	-	-	-	3	-	
Bermuda Sport Anti- Doping Authority	BSADA	1	-	-	1	-	-	-	-	-	1	-	3	-	
Sri Lanka Anti Doping Agency	SRI-NADO	-	-	-	3	-	-	-	-	-	-	-	3	-	
Vietnam Anti-Doping & Sports Medicine Agency	VADA	-	-	-	3	-	-	-	-	-	-	-	3	-	
Anti-Doping Agency of Malaysia	ADAMAS	3	-	-	-	-	-	-	-	-	-	-	3	-	
Jordan Anti-doping Organization	JADO	-	-	-	3	-	-	-	-	-	-	-	3	-	
Cerebral Palsy International Sports and Recreation Association	CPIRSA	2	-	-	-	-	-	-	-	-	-	-	2	-	
Common Community Commission (Brussels)	COCOM	-	-	-	1	-	-	-	-	-	1	-	2	-	
Croatian Institute of Public Health	CIPH	2	-	-	-	-	-	-	-	-	-	-	2	-	
Luxembourg NADO	ALAD	-	-	-	1	-	-	-	-	-	1	-	2	-	
West Asia RADO	W-ASIA-RADO	-	-	-	2	-	-	-	-	-	-	-	2	-	

Table 118: IPC Sport - Para-Athletics and Athletics - continued

Testing Authority (TA)	ADAMS Code	Urine						Blood						Total Samples	% AAF	
		IC			OOB			IC			OOB					
		Samples	ATF	AAF	Samples	ATF	AAF	Samples	ATF	AAF	Samples	ATF	AAF			
Anti-Doping Denmark	ADD	-	-	-	2	-	-	-	-	-	-	-	-	-	2	-
Argentina National Anti-Doping Agency	ARG-CNAD	2	-	-	-	-	-	-	-	-	-	-	-	-	2	-
South East Asia RADO	SE-ASIA-RADO	-	-	-	1	-	-	-	-	-	-	-	-	-	1	-
Belgian Paralympic Committee	Parantee	1	-	-	-	-	-	-	-	-	-	-	-	-	1	-
National Antidoping Agency of the Republic of Moldova	NADO Moldova	-	-	-	1	-	-	-	-	-	-	-	-	-	1	-
European Deaf Sport Organization	EDSO	1	-	-	-	-	-	-	-	-	-	-	-	-	1	-
Africa Zone II & III RADO	AFR-RADO-II-III	-	-	-	1	-	-	-	-	-	-	-	-	-	1	-
National Anti-doping Center of Ukraine	NADC Ukraine	-	-	-	1	-	-	-	-	-	-	-	-	-	1	-
Oceania RADO	O-RADO	-	-	-	1	-	-	-	-	-	-	-	-	-	1	-
Anti-Doping Commission, Chinese Taipei Olympic Committee	CTADA	-	-	-	1	-	-	-	-	-	-	-	-	-	1	-
		763	2	14	1138	3	14	23	-	-	118	-	-	2042		

IPC Sport - Athletics

IPC Long Distance 3000m+ (R), IPC Middle Distance 800-1500m (R)

Testing Authority (TA)	ADAMS Code	Urine						Blood						Total Samples	% AAF	
		IC			OOB			IC			OOB					
		Samples	ATF	AAF	Samples	ATF	AAF	Samples	ATF	AAF	Samples	ATF	AAF			
Spain National Anti-Doping Agency	ESP-NADO	-	-	-	1	-	-	-	-	-	-	-	-	-	1	-
Anti-Doping Agency of Kenya	ADAK	-	-	-	1	-	-	-	-	-	-	-	-	-	1	-
		-	-	-	2	-	-	-	-	-	-	-	-	2		

Table 119: IPC Sport - Para-Biathlon

Testing Authority (TA)	ADAMS Code	Urine						Blood						Total Samples	% AAF
		IC			OOB			IC			OOB				
		Samples	ATF	AAF	Samples	ATF	AAF	Samples	ATF	AAF	Samples	ATF	AAF		
International Paralympic Committee	IPC	70	-	-	77	-	1	30	-	-	74	-	-	251	0%
Russian National Anti-Doping Organization	RUSADA	14	-	-	16	-	-	-	-	-	-	-	-	30	-
China Anti-Doping Agency	CHINADA	9	-	-	1	-	-	-	-	-	-	-	-	10	-
Polish Anti-Doping Agency	POLADA	-	-	-	7	-	-	-	-	-	-	-	-	7	-
Hungarian Anti-Doping Agency	HUNADO	-	-	-	2	-	-	-	-	-	-	-	-	2	-
		93	-	-	103	-	1	30	-	-	74	-	-	300	

Table 120: IPC Sport - Para-DanceSport

Testing Authority (TA)	ADAMS Code	Urine						Blood						Total Samples	% AAF
		IC			OOB			IC			OOB				
		Samples	ATF	AAF	Samples	ATF	AAF	Samples	ATF	AAF	Samples	ATF	AAF		
International Paralympic Committee	IPC	6	-	-	-	-	-	-	-	-	-	-	-	6	-
		6	-	-	-	-	-	-	-	-	-	-	-	6	

Table 121: IPC Sport - Para-Ice Hockey

Testing Authority (TA)	ADAMS Code	Urine						Blood						Total Samples	% AAF
		IC			OOB			IC			OOB				
		Samples	ATF	AAF	Samples	ATF	AAF	Samples	ATF	AAF	Samples	ATF	AAF		
International Paralympic Committee	IPC	54	-	3	30	-	-	12	-	-	4	-	-	100	3%
Russian National Anti-Doping Organization	RUSADA	40	-	3	21	-	-	-	-	-	-	-	-	61	5%
Italian National Anti-Doping Agency	NADO ITALIA	20	-	1	22	-	-	2	-	-	2	-	-	46	2%
Canadian Centre for Ethics in Sport	CCES	-	-	-	23	-	-	-	-	-	4	-	-	27	-
China Anti-Doping Agency	CHINADA	-	-	-	8	-	-	-	-	-	1	-	-	9	-
Anti-Doping Norway	ADNO	-	-	-	8	-	-	-	-	-	-	-	-	8	-
US Anti-Doping Agency	USADA	-	-	-	4	-	-	-	-	-	-	-	-	4	-
Swedish Sports Confederation	RF	-	-	-	4	-	-	-	-	-	-	-	-	4	-
Japan Anti-Doping Agency	JADA	4	-	-	-	-	-	-	-	-	-	-	-	4	-
Korea Anti-Doping Agency	KADA	-	-	-	3	-	-	-	-	-	-	-	-	3	-
Sport Federation of China Disabled Persons	CHN-SFDP	2	-	-	-	-	-	-	-	-	-	-	-	2	-
Czech Anti-Doping Committee	CADC	-	-	-	2	-	-	-	-	-	-	-	-	2	-
		120	-	7	125	-	-	14	-	-	11	-	-	270	

Table 122: IPC Sport - Para-Powerlifting and Powerlifting

Testing Authority (TA)	ADAMS Code	Urine						Blood						Total Samples	% AAF
		IC			OOO			IC			OOO				
		Samples	ATF	AAF	Samples	ATF	AAF	Samples	ATF	AAF	Samples	ATF	AAF		
Para-Powerlifting															
International Paralympic Committee	IPC	226	-	6	42	1	2	14	-	-	16	-	-	298	3%
Russian National Anti-Doping Organization	RUSADA	34	-	4	65	-	-	-	-	-	-	-	-	99	4%
Braslian Authority on Anti-Doping Control	ABCD	42	-	-	26	-	-	-	-	-	6	-	-	74	-
China Anti-Doping Agency	CHINADA	-	-	-	25	-	-	-	-	-	9	-	-	34	-
UK Anti-Doping	UKAD	9	-	1	12	-	-	-	-	-	7	-	-	28	4%
Egyptian National Anti-doping Organization	EGY-NADO	-	-	-	27	-	-	-	-	-	-	-	-	27	-
Asian Paralympic Committee	APC	22	-	-	1	-	-	4	-	-	-	-	-	27	-
Korea Anti-Doping Agency	KADA	13	-	-	2	-	-	-	-	-	-	-	-	15	-
Commonwealth Games Federation	CGF	4	-	-	5	-	-	-	-	-	5	-	-	14	-
Kazakhstan National Anti-Doping Centre	KAZ-NADO	-	-	-	13	-	2	-	-	-	-	-	-	13	15%
Sport Federation of China Disabled Persons	CHN-SFDP	10	-	-	-	-	-	2	-	-	-	-	-	12	-
Doping Control Agency of Thailand	DCAT	-	-	-	12	-	-	-	-	-	-	-	-	12	-
National Anti Doping Agency -India	IND-NADO	-	-	-	12	-	-	-	-	-	-	-	-	12	-
Australian Sports Anti-Doping Authority	ASADA	5	-	-	6	-	1	-	-	-	-	-	-	11	9%
Colombian NADO	COL-NADO	9	-	-	-	-	-	2	-	-	-	-	-	11	-
Anti-Doping Agency of Malaysia	ADAMAS	9	-	1	-	-	-	-	-	-	-	-	-	9	11%
I.R Iran National Anti-Doping Organization	IRI-NADO	9	-	1	-	-	-	-	-	-	-	-	-	9	11%
Polish Anti-Doping Agency	POLADA	6	-	-	2	-	-	-	-	-	-	-	-	8	-
Italian National Anti-Doping Agency	NADO ITALIA	3	-	-	3	-	-	1	-	-	-	-	-	7	-
Chilean National Anti-Doping Commission	CHI-NADO	1	-	-	6	-	-	-	-	-	-	-	-	7	-
German National Anti-Doping Agency	NADA	6	-	-	-	-	-	-	-	-	-	-	-	6	-
Anti-Doping Agency of Kenya	ADAK	-	-	-	6	1	-	-	-	-	-	-	-	6	-
Turkish Anti Doping Commission	TADC	5	-	-	-	-	-	-	-	-	-	-	-	5	-
Sport Ireland	SI	-	-	-	3	-	-	-	-	-	2	-	-	5	-
US Anti-Doping Agency	USADA	-	-	-	3	-	-	-	-	-	2	-	-	5	-
West Asia RADO	W-ASIA-RADO	-	-	-	5	-	-	-	-	-	-	-	-	5	-
Finnish Center for Integrity in Sports/Finnish Anti-Doping Agency	FINCIS/FINADA	-	-	-	4	-	-	-	-	-	1	-	-	5	-
Hellenic National Council for Combatting Doping	ESKAN	4	-	-	-	-	-	-	-	-	-	-	-	4	-
Czech Anti-Doping Committee	CADC	4	-	1	-	-	-	-	-	-	-	-	-	4	25%
Vietnam Anti-Doping & Sports Medicine Agency	VADA	-	-	-	4	-	-	-	-	-	-	-	-	4	-
Jordan Anti-doping Organization	JADO	-	-	-	4	-	-	-	-	-	-	-	-	4	-
Anti-Doping Singapore	ADS	-	-	-	3	-	-	-	-	-	1	-	-	4	-
Hungarian Anti-Doping Agency	HUNADO	2	-	-	1	-	-	-	-	-	-	-	-	3	-
Lembaga Anti-Doping Indonesia	LADI	-	-	-	3	-	-	-	-	-	-	-	-	3	-
Nigerian National Anti-Doping Committee	NGR-NADO	3	-	-	-	-	-	-	-	-	-	-	-	3	-
United Arab Emirates National Anti-doping Committee	UAE-NADO	-	-	-	3	-	-	-	-	-	-	-	-	3	-
CHN-Provincial Sports Bureau in China	CHN-PSB	2	-	-	-	-	-	-	-	-	-	-	-	2	-
Anti-Doping Commission, Chinese Taipei Olympic Committee	CTADA	-	-	-	2	-	-	-	-	-	-	-	-	2	-
Mexican National Anti-Doping Committee	MEX-NADO	2	-	-	-	-	-	-	-	-	-	-	-	2	-
National Antidoping Agency of the Republic of Moldova	NADO Moldova	-	-	-	1	-	-	-	-	-	-	-	-	1	-
National Anti-doping Center of Ukraine	NADC Ukraine	-	-	-	1	-	-	-	-	-	-	-	-	1	-
Belarus National Anti-Doping Agency	BNADA	1	-	-	-	-	-	-	-	-	-	-	-	1	-
Africa Zone II & III RADO	AFR-RADO-II-III	-	-	-	1	-	-	-	-	-	-	-	-	1	-
South African Institute for Drug-Free Sport	SAIDS	-	-	-	1	-	1	-	-	-	-	-	-	1	100%
		431	-	14	304	2	6	23	-	-	49	-	-	807	

Testing Authority (TA)	ADAMS Code	Urine						Blood						Total Samples	% AAF
		IC			OOO			IC			OOO				
		Samples	ATF	AAF	Samples	ATF	AAF	Samples	ATF	AAF	Samples	ATF	AAF		
Powerlifting															
West Asia RADO	W-ASIA-RADO	-	-	-	3	-	-	-	-	-	-	-	-	3	-
Nigerian National Anti-Doping Committee	NGR-NADO	1	-	-	2	-	-	-	-	-	-	-	-	3	-
Lembaga Anti-Doping Indonesia	LADI	-	-	-	1	-	-	-	-	-	-	-	-	1	-
Chilean National Anti-Doping Commission	CHI-NADO	-	-	-	1	-	-	-	-	-	-	-	-	1	-
Anti-Doping Agency of Kenya	ADAK	-	-	-	1	-	-	-	-	-	-	-	-	1	-
I.R Iran National Anti-Doping Organization	IRI-NADO	1	-	-	-	-	-	-	-	-	-	-	-	1	-
		2	-	-	8	-	-	-	-	-	-	-	-	10	

Table 123: IPC Sport - Shooting Para Sport

Testing Authority (TA)	ADAMS Code	Urine						Blood						Total Samples	% AAF
		IC			OOC			IC			OOC				
		Samples	ATF	AAF	Samples	ATF	AAF	Samples	ATF	AAF	Samples	ATF	AAF		
International Paralympic Committee	IPC	54	-	1	-	-	-	-	-	-	-	-	-	54	2%
Doping Control Agency of Thailand	DCAT	-	-	-	30	-	-	-	-	-	-	-	-	30	-
Korea Anti-Doping Agency	KADA	15	-	-	5	-	-	-	-	-	-	-	-	20	-
China Anti-Doping Agency	CHINADA	-	-	-	18	-	-	-	-	-	-	-	-	18	-
National Anti Doping Agency -India	IND-NADO	-	-	-	12	-	-	-	-	-	-	-	-	12	-
Russian National Anti-Doping Organization	RUSADA	-	-	-	11	-	-	-	-	-	-	-	-	11	-
Asian Paralympic Committee	APC	10	-	-	-	-	-	-	-	-	-	-	-	10	-
Sport Federation of China Disabled Persons	CHN-SFDP	4	-	-	4	-	-	-	-	-	-	-	-	8	-
Kazakhstan National Anti-Doping Centre	KAZ-NADO	-	-	-	4	-	-	-	-	-	-	-	-	4	-
US Anti-Doping Agency	USADA	-	-	-	4	-	-	-	-	-	-	-	-	4	-
Lembaga Anti-Doping Indonesia	LADI	-	-	-	4	-	-	-	-	-	-	-	-	4	-
Colombian NADO	COL-NADO	4	-	-	-	-	-	-	-	-	-	-	-	4	-
Japan Anti-Doping Agency	JADA	2	-	-	-	-	-	-	-	-	-	-	-	2	-
Canadian Centre for Ethics in Sport	CCES	-	-	-	2	-	-	-	-	-	-	-	-	2	-
German National Anti-Doping Agency	NADA	-	-	-	2	-	1	-	-	-	-	-	-	2	50%
Hungarian Anti-Doping Agency	HUNADO	-	-	-	1	-	-	-	-	-	-	-	-	1	-
		89	-	1	97	-	1	-	-	-	-	-	-	186	

Shooting

IPC Shooting (R)

Testing Authority (TA)	ADAMS Code	Urine						Blood						Total Samples	% AAF
		IC			OOC			IC			OOC				
		Samples	ATF	AAF	Samples	ATF	AAF	Samples	ATF	AAF	Samples	ATF	AAF		
Portugal Anti-Doping Agency	ADoP	2	-	-	-	-	-	-	-	-	-	-	-	2	-
		2	-	-	-	-	-	-	-	-	-	-	-	2	

Table 124: IPC Sport - Para-Alpine Skiing

Testing Authority (TA)	ADAMS Code	Urine						Blood						Total Samples	% AAF
		IC			OOC			IC			OOC				
		Samples	ATF	AAF	Samples	ATF	AAF	Samples	ATF	AAF	Samples	ATF	AAF		
International Paralympic Committee	IPC	86	-	4	90	-	1	6	-	-	6	-	-	188	3%
Russian National Anti-Doping Organization	RUSADA	-	-	-	31	-	-	-	-	-	-	-	-	31	-
US Anti-Doping Agency	USADA	-	-	-	22	-	1	-	-	-	1	-	-	23	4%
Japan Anti-Doping Agency	JADA	5	-	-	8	-	-	-	-	-	6	-	-	19	-
Sport Federation of China Disabled Persons	CHN-SFDP	6	-	-	10	-	-	-	-	-	-	-	-	16	-
Italian National Anti-Doping Agency	NADO ITALIA	-	-	-	15	-	-	-	-	-	-	-	-	15	-
China Anti-Doping Agency	CHINADA	4	-	-	8	-	-	2	-	-	-	-	-	14	-
Canadian Centre for Ethics in Sport	CCES	1	-	-	12	-	-	-	-	-	1	-	-	14	-
National Anti-Doping Agency Austria GmbH	NADA Austria	-	-	-	14	-	-	-	-	-	-	-	-	14	-
Slovak Anti-Doping Agency	SADA	-	-	-	11	-	-	-	-	-	2	-	-	13	-
German National Anti-Doping Agency	NADA	-	-	-	9	-	-	-	-	-	3	-	-	12	-
UK Anti-Doping	UKAD	5	-	-	3	-	-	-	-	-	-	-	-	8	-
Antidoping Switzerland	ADCH	-	-	-	7	-	-	-	-	-	1	-	-	8	-
Spain National Anti-Doping Agency	ESP-NADO	8	-	2	-	-	-	-	-	-	-	-	-	8	25%
French Anti-Doping Agency	AFLD-NADO	-	-	-	5	-	-	-	-	-	-	-	-	5	-
Netherlands Anti-Doping Authority	ADAN	-	-	-	5	-	-	-	-	-	-	-	-	5	-
Hungarian Anti-Doping Agency	HUNADO	-	-	-	4	-	-	-	-	-	-	-	-	4	-
Agency for Anti-Doping Control of Bosnia and Herzegovina	BIH-NADO	-	-	-	3	-	1	-	-	-	-	-	-	3	33%
Drug Free Sport New Zealand	DFSNZ	-	-	-	2	-	-	-	-	-	-	-	-	2	-
Andorra National Anti-Doping Commission	AGAD	-	-	-	1	-	-	-	-	-	-	-	-	1	-
Hellenic National Council for Combatting Doping	ESKAN	-	-	-	1	-	-	-	-	-	-	-	-	1	-
		115	-	6	261	-	3	8	-	-	20	-	-	404	

2018 Anti-Doping Testing Figures
Samples Analyzed and Reported by Accredited Laboratories in ADAMS

Table 125: IPC Sport - Para-Cross Country

Testing Authority (TA)	ADAMS Code	Urine						Blood						Total Samples	% AAF
		IC			OOC			IC			OOC				
		Samples	ATF	AAF	Samples	ATF	AAF	Samples	ATF	AAF	Samples	ATF	AAF		
International Paralympic Committee	IPC	98	-	-	160	-	1	26	-	-	31	-	-	315	0%
Russian National Anti-Doping Organization	RUSADA	22	-	-	31	-	-	-	-	-	-	-	-	53	-
Sport Federation of China Disabled Persons	CHN-SFDP	-	-	-	38	-	-	-	-	-	5	-	-	43	-
Canadian Centre for Ethics in Sport	CCES	-	-	-	26	-	-	-	-	-	2	-	-	28	-
German National Anti-Doping Agency	NADA	7	-	-	3	-	-	6	-	-	3	-	-	19	-
China Anti-Doping Agency	CHINADA	9	-	-	5	-	-	1	-	-	-	-	-	15	-
US Anti-Doping Agency	USADA	-	-	-	10	-	-	-	-	-	-	-	-	10	-
Italian National Anti-Doping Agency	NADO ITALIA	-	-	-	3	-	-	-	-	-	3	-	-	6	-
Kazakhstan National Anti-Doping Centre	KAZ-NADO	-	-	-	6	-	-	-	-	-	-	-	-	6	-
Swedish Sports Confederation	RF	-	-	-	3	-	1	-	-	-	1	-	-	4	25%
Japan Anti-Doping Agency	JADA	-	-	-	2	-	-	-	-	-	2	-	-	4	-
Anti-Doping Norway	ADNO	2	-	-	1	-	-	-	-	-	-	-	-	3	-
Armenian National Anti-Doping Organization	ARM-NADO	-	-	-	2	-	-	-	-	-	-	-	-	2	-
Eastern Europe RADO	E-EUR-RADO	-	-	-	2	-	-	-	-	-	-	-	-	2	-
Estonian Anti-Doping Agency	EADA	-	-	-	1	-	-	-	-	-	-	-	-	1	-
UK Anti-Doping	UKAD	-	-	-	1	-	-	-	-	-	-	-	-	1	-
National Anti-Doping Agency Austria GmbH	NADA Austria	-	-	-	1	-	-	-	-	-	-	-	-	1	-
Finnish Center for Integrity in Sports/Finnish Anti-Doping Agency	FINCIS/FINADA	-	-	-	1	-	-	-	-	-	-	-	-	1	-
		138	-	-	296	-	2	33	-	-	47	-	-	514	

Table 126: IPC Sport - Para-Snowboard

Testing Authority (TA)	ADAMS Code	Urine						Blood						Total Samples	% AAF
		IC			OOC			IC			OOC				
		Samples	ATF	AAF	Samples	ATF	AAF	Samples	ATF	AAF	Samples	ATF	AAF		
International Paralympic Committee	IPC	44	-	2	27	-	-	2	-	-	2	-	-	75	3%
Russian National Anti-Doping Organization	RUSADA	-	-	-	12	-	-	-	-	-	-	-	-	12	-
China Anti-Doping Agency	CHINADA	6	-	-	4	-	-	1	-	-	-	-	-	11	-
US Anti-Doping Agency	USADA	-	-	-	11	-	-	-	-	-	-	-	-	11	-
Italian National Anti-Doping Agency	NADO ITALIA	-	-	-	8	-	-	-	-	-	1	-	-	9	-
Netherlands Anti-Doping Authority	ADAN	-	-	-	9	-	-	-	-	-	-	-	-	9	-
National Anti-Doping Agency Austria GmbH	NADA Austria	-	-	-	5	-	-	-	-	-	-	-	-	5	-
Canadian Centre for Ethics in Sport	CCES	-	-	-	5	-	-	-	-	-	-	-	-	5	-
Sport Federation of China Disabled Persons	CHN-SFDP	-	-	-	4	-	-	-	-	-	-	-	-	4	-
Argentina National Anti-Doping Agency	ARG-CNAD	-	-	-	1	-	-	-	-	-	-	-	-	1	-
UK Anti-Doping	UKAD	-	-	-	1	-	-	-	-	-	-	-	-	1	-
Romanian National Anti-Doping Agency	ANAD-Romania	-	-	-	1	-	-	-	-	-	-	-	-	1	-
Finnish Center for Integrity in Sports/Finnish Anti-Doping Agency	FINCIS/FINADA	-	-	-	1	-	-	-	-	-	-	-	-	1	-
Drug Free Sport New Zealand	DFSNZ	-	-	-	1	-	-	-	-	-	-	-	-	1	-
Hellenic National Council for Combatting Doping	ESKAN	-	-	-	1	-	-	-	-	-	-	-	-	1	-
		50	-	2	91	-	-	3	-	-	3	-	-	147	

Table 127: Sports for Athletes with an Impairment - Aquatics

Testing Authority (TA)	ADAMS Code	Urine						Blood						Total Samples	% AAF
		IC Samples	ATF	AAF	OOB Samples	ATF	AAF	IC Samples	ATF	AAF	OOB Samples	ATF	AAF		
Malaysia Swimming Federation	MAS-AQ	7	-	1	-	-	-	-	-	-	-	-	-	7	14%
Uruguay Anti-Doping	URU-NADO	-	-	-	6	-	-	-	-	-	-	-	-	6	-
German National Anti-Doping Agency	NADA	5	-	-	-	-	-	-	-	-	-	-	-	5	-
National Anti-Doping Agency Austria GmbH	NADA Austria	-	-	-	4	-	-	-	-	-	1	-	-	5	-
Anti-Doping Agency of Serbia	ADAS	3	-	-	1	-	-	-	-	-	-	-	-	4	-
Anti-Doping Agency of Kenya	ADAK	-	-	-	3	-	-	-	-	-	-	-	-	3	-
International Sports Federation for Athletes with an Intellectual Disabilit	INAS	3	-	-	-	-	-	-	-	-	-	-	-	3	-
French Community of Belgium NADO	BEL-CFWB	-	-	-	3	-	-	-	-	-	-	-	-	3	-
International Swimming Federation	FINA	-	-	-	3	-	-	-	-	-	-	-	-	3	-
Russian National Anti-Doping Organization	RUSADA	-	-	-	2	-	-	-	-	-	-	-	-	2	-
NADO Flanders	NADOF	-	-	-	2	-	-	-	-	-	-	-	-	2	-
Anti-Doping Agency of Malaysia	ADAMAS	1	-	-	1	-	-	-	-	-	-	-	-	2	-
Algerian National Anti-Doping Organization	ALG-NADO	2	-	-	-	-	-	-	-	-	-	-	-	2	-
Braslian Authority on Anti-Doping Control	ABCD	1	-	-	-	-	-	-	-	-	-	-	-	1	-
Luxembourg NADO	ALAD	1	-	-	-	-	-	-	-	-	-	-	-	1	-
San Marino Standing Committee on Anti-Doping	SMR-NADO	-	-	-	1	-	-	-	-	-	-	-	-	1	-
I.R Iran National Anti-Doping Organization	IRI-NADO	1	-	-	-	-	-	-	-	-	-	-	-	1	-
National Antidoping Agency of the Republic of Moldova	NADO Moldova	-	-	-	1	-	-	-	-	-	-	-	-	1	-
Lithuanian Anti-Doping Agency	LTU-NADO	-	-	-	1	-	-	-	-	-	-	-	-	1	-
Finnish Center for Integrity in Sports/Finnish Anti-Doping Agency	FINCIS/FINADA	-	-	-	1	-	-	-	-	-	-	-	-	1	-
Doping Control Agency of Thailand	DCAT	-	-	-	1	-	-	-	-	-	-	-	-	1	-
Cuban National Anti-Doping Agency	CUB-NADO	-	-	-	1	-	-	-	-	-	-	-	-	1	-
Ecuador NADO	ECU-NADO	1	-	-	-	-	-	-	-	-	-	-	-	1	-
Common Community Commission (Brussels)	COCOM	-	-	-	1	-	-	-	-	-	-	-	-	1	-
		25	0	1	32	0	0	0	0	0	1	0	0	58	

Table 128: Sports for Athletes with an Impairment - Archery

Testing Authority (TA)	ADAMS Code	Urine						Blood						Total Samples	% AAF
		IC Samples	ATF	AAF	OOB Samples	ATF	AAF	IC Samples	ATF	AAF	OOB Samples	ATF	AAF		
Russian National Anti-Doping Organization	RUSADA	-	-	-	32	-	-	-	-	-	-	-	-	32	-
World Archery Federation	WA	13	-	3	10	-	1	-	-	-	-	-	-	23	17%
Doping Control Agency of Thailand	DCAT	-	-	-	23	-	-	-	-	-	-	-	-	23	-
Korea Anti-Doping Agency	KADA	14	-	1	3	-	-	-	-	-	-	-	-	17	6%
Archery Europe/Mediterranean	EMAU	16	-	-	-	-	-	-	-	-	-	-	-	16	-
China Anti-Doping Agency	CHINADA	-	-	-	15	-	-	-	-	-	-	-	-	15	-
US Anti-Doping Agency	USADA	-	-	-	9	-	2	-	-	-	-	-	-	9	22%
Asian Paralympic Committee	APC	9	-	-	-	-	-	-	-	-	-	-	-	9	-
National Anti Doping Agency -India	IND-NADO	-	-	-	7	-	-	-	-	-	-	-	-	7	-
Kazakhstan National Anti-Doping Centre	KAZ-NADO	-	-	-	6	-	-	-	-	-	-	-	-	6	-
Australian Sports Anti-Doping Authority	ASADA	6	-	-	-	-	-	-	-	-	-	-	-	6	-
German National Anti-Doping Agency	NADA	6	-	-	-	-	-	-	-	-	-	-	-	6	-
Italian National Anti-Doping Agency	NADO ITALIA	4	-	-	-	-	-	-	-	-	-	-	-	4	-
Lembaga Anti-Doping Indonesia	LADI	-	-	-	4	-	-	-	-	-	-	-	-	4	-
Sport Federation of China Disabled Persons	CHN-SFDP	3	-	-	-	-	-	-	-	-	-	-	-	3	-
Georgian Anti-Doping Agency	GEO-NADO	-	-	-	3	-	-	-	-	-	-	-	-	3	-
Romanian National Anti-Doping Agency	ANAD-Romania	-	-	-	2	-	-	-	-	-	-	-	-	2	-
Canadian Centre for Ethics in Sport	CCES	1	-	-	-	-	-	-	-	-	-	-	-	1	-
		72	0	4	114	0	3	0	0	0	0	0	0	186	

Table 129: Sports for Athletes with an Impairment - Arm Wrestling

Testing Authority (TA)	ADAMS Code	Urine						Blood						Total Samples	% AAF
		IC Samples	ATF	AAF	OOB Samples	ATF	AAF	IC Samples	ATF	AAF	OOB Samples	ATF	AAF		
European Armwrestling Federation	EF	8	-	-	-	-	-	-	-	-	-	-	-	8	-
Hungarian Anti-Doping Agency	HUNADO	-	-	-	3	-	1	-	-	-	-	-	-	3	33%
National Antidoping Agency of the Republic of Moldova	NADO Moldova	1	-	-	-	-	-	-	-	-	-	-	-	1	-
		9	0	0	3	0	1	0	0	0	0	0	0	12	

Table 130: Sports for Athletes with an Impairment - Athletics

Testing Authority (TA)	ADAMS Code	Urine						Blood						Total Samples	% AAF
		IC Samples	ATF	AAF	OOB Samples	ATF	AAF	IC Samples	ATF	AAF	OOB Samples	ATF	AAF		
Russian National Anti-Doping Organization	RUSADA	14	-	-	14	-	-	-	-	-	-	-	-	28	-
German National Anti-Doping Agency	NADA	11	-	-	9	-	-	5	-	-	-	-	-	25	-
Ecuador NADO	ECU-NADO	19	-	-	-	-	-	-	-	-	-	-	-	19	-
Swedish Sports Confederation	RF	2	-	-	11	-	-	-	-	-	1	-	-	14	-
IAAF - Athletics Integrity Unit	IAAF - AIU	7	-	-	5	-	-	-	-	-	-	-	-	12	-
Algerian National Anti-Doping Organization	ALG-NADO	7	-	-	2	-	2	-	-	-	-	-	-	9	22%
Costa Rica NADO	CRC-NADO	8	-	-	-	-	-	-	-	-	-	-	-	8	-
Vietnam Anti-Doping & Sports Medicine Agency	VADA	5	-	-	2	-	-	-	-	-	-	-	-	7	-
Doping Control Agency of Thailand	DCAT	-	-	-	5	-	-	-	-	-	-	-	-	5	-
Anti-Doping Agency of Serbia	ADAS	2	-	-	3	-	-	-	-	-	-	-	-	5	-
Portugal Anti-Doping Agency	AdoP	2	-	-	3	-	-	-	-	-	-	-	-	5	-
Lithuanian Anti-Doping Agency	LTU-NADO	3	-	-	2	-	-	-	-	-	-	-	-	5	-
US Anti-Doping Agency	USADA	-	-	-	3	-	-	-	-	-	2	-	-	5	-
Japan Anti-Doping Agency	JADA	4	-	-	-	-	-	-	-	-	-	-	-	4	-
Common Community Commission (Brussels)	COCOM	-	-	-	4	-	-	-	-	-	-	-	-	4	-
Ethiopian Anti doping Organization	ETH-NADO	-	-	-	4	-	-	-	-	-	-	-	-	4	-
Turkish Anti Doping Commission	TADC	4	-	-	-	-	-	-	-	-	-	-	-	4	-
Luxembourg NADO	ALAD	4	-	-	-	-	-	-	-	-	-	-	-	4	-
Drug Free Sport New Zealand	DFSNZ	1	-	-	2	-	-	-	-	-	-	-	-	3	-
Israeli NADO	ISR-NADO	-	-	-	3	-	-	-	-	-	-	-	-	3	-
International Committee of Sports for the Deaf	ICSD / CISS	3	-	-	-	-	-	-	-	-	-	-	-	3	-
Braslian Authority on Anti-Doping Control	ABCD	2	-	-	-	-	-	-	-	-	-	-	-	2	-
Africa Zone II & III RADO	AFR-RADO-II-III	-	-	-	2	-	-	-	-	-	-	-	-	2	-
International Sports Federation for Athletes with an Intellectual Disability	INAS	2	-	1	-	-	-	-	-	-	-	-	-	2	50%
Lembaga Anti-Doping Indonesia	LADI	2	-	-	-	-	-	-	-	-	-	-	-	2	-
Anti-Doping Agency of Malaysia	ADAMAS	2	-	-	-	-	-	-	-	-	-	-	-	2	-
French Community of Belgium NADO	BEL-CFWB	1	-	-	1	-	-	-	-	-	-	-	-	2	-
Uruguay Anti-Doping	URU-NADO	2	-	-	-	-	-	-	-	-	-	-	-	2	-
Polish Anti-Doping Agency	POLADA	-	-	-	1	-	-	-	-	-	-	-	-	1	-
Hellenic National Council for Combatting Doping	ESKAN	1	-	-	-	-	-	-	-	-	-	-	-	1	-
Hungarian Anti-Doping Agency	HUNADO	-	-	-	1	-	-	-	-	-	-	-	-	1	-
Jordan Anti-doping Organization	JADO	1	-	-	-	-	-	-	-	-	-	-	-	1	-
Anti-Doping department of State Sports Medicine Centre	LAT-NADO	-	-	-	1	-	-	-	-	-	-	-	-	1	-
Oman Anti-Doping Committee	OADC	1	-	1	-	-	-	-	-	-	-	-	-	1	100%
Guatemala NADO	GUA-OAD	1	-	-	-	-	-	-	-	-	-	-	-	1	-
National Olympic and Sports Association of Iceland	ISL-NADO	-	-	-	1	-	-	-	-	-	-	-	-	1	-
National Anti-doping Center of Ukraine	NADC Ukraine	-	-	-	1	-	-	-	-	-	-	-	-	1	-
National Antidoping Agency of the Republic of Moldova	NADO Moldova	1	-	-	-	-	-	-	-	-	-	-	-	1	-
Total		112	0	2	80	0	2	5	0	0	3	0	0	200	

Table 131: Sports for Athletes with an Impairment - Badminton

Testing Authority (TA)	ADAMS Code	Urine						Blood						Total Samples	% AAF
		IC Samples	ATF	AAF	OOB Samples	ATF	AAF	IC Samples	ATF	AAF	OOB Samples	ATF	AAF		
Badminton World Federation	BWF	68	-	2	34	-	-	-	-	-	16	-	-	118	2%
China Anti-Doping Agency	CHINADA	-	-	-	19	-	-	-	-	-	2	-	-	21	-
Asian Paralympic Committee	APC	13	-	-	4	-	-	1	-	-	-	-	-	18	-
Korea Anti-Doping Agency	KADA	11	-	-	4	-	-	-	-	-	-	-	-	15	-
German National Anti-Doping Agency	NADA	7	-	2	6	-	-	-	-	-	2	-	-	15	13%
Doping Control Agency of Thailand	DCAT	-	-	-	15	-	-	-	-	-	-	-	-	15	-
National Anti Doping Agency -India	IND-NADO	-	-	-	13	-	-	-	-	-	-	-	-	13	-
Russian National Anti-Doping Organization	RUSADA	10	-	-	-	-	-	-	-	-	-	-	-	10	-
Lembaga Anti-Doping Indonesia	LADI	2	-	-	4	-	-	-	-	-	-	-	-	6	-
Japan Anti-Doping Agency	JADA	-	-	-	5	-	-	-	-	-	-	-	-	5	-
European Deaf Sport Organization	EDSO	4	-	-	-	-	-	-	-	-	-	-	-	4	-
Sport Federation of China Disabled Persons	CHN-SFDP	3	-	-	-	-	-	-	-	-	-	-	-	3	-
National Anti-Doping Agency Austria GmbH	NADA Austria	-	-	-	2	-	-	-	-	-	-	-	-	2	-
Anti-Doping Singapore	ADS	-	-	-	2	-	-	-	-	-	-	-	-	2	-
Anti-Doping Denmark	ADD	-	-	-	1	-	-	-	-	-	-	-	-	1	-
Total		118	0	4	109	0	0	1	0	0	20	0	0	248	

Table 132: Sports for Athletes with an Impairment - Basketball

Testing Authority (TA)	ADAMS Code	Urine						Blood						Total Samples	% AAF
		IC Samples	ATF	AAF	OOB Samples	ATF	AAF	IC Samples	ATF	AAF	OOB Samples	ATF	AAF		
Australian Sports Anti-Doping Authority	ASADA	25	-	2	22	-	-	-	-	-	4	-	-	51	4%
German National Anti-Doping Agency	NADA	-	-	-	47	-	-	-	-	-	3	-	-	50	-
China Anti-Doping Agency	CHINADA	3	-	-	33	-	-	-	-	-	2	-	-	38	-
US Anti-Doping Agency	USADA	-	-	-	29	-	-	-	-	-	2	-	-	31	-
International Wheelchair Basketball Federation	IWBF	28	-	-	-	-	-	-	-	-	-	-	-	28	-
Italian National Anti-Doping Agency	NADO ITALIA	8	-	-	18	-	-	-	-	-	1	-	-	27	-
Doping Control Agency of Thailand	DCAT	-	-	-	24	-	-	-	-	-	-	-	-	24	-
Asian Paralympic Committee	APC	18	-	-	-	-	-	2	-	-	-	-	-	20	-
Korea Anti-Doping Agency	KADA	13	-	-	5	-	-	-	-	-	-	-	-	18	-
Russian National Anti-Doping Organization	RUSADA	-	-	-	13	-	-	-	-	-	-	-	-	13	-
Japan Anti-Doping Agency	JADA	9	-	-	-	-	-	-	-	-	-	-	-	9	-
Lembaga Anti-Doping Indonesia	LADI	2	-	-	4	-	-	-	-	-	-	-	-	6	-
Canadian Centre for Ethics in Sport	CCES	-	-	-	6	-	1	-	-	-	-	-	-	6	17%
International Committee of Sports for the Deaf	ICSD / CISS	4	-	-	-	-	-	-	-	-	-	-	-	4	-
National Anti-doping Center of Ukraine	NADC Ukraine	-	-	-	4	-	-	-	-	-	-	-	-	4	-
Netherlands Anti-Doping Authority	ADAN	-	-	-	4	-	-	-	-	-	-	-	-	4	-
Sport Federation of China Disabled Persons	CHN-SFDP	3	-	-	-	-	-	-	-	-	-	-	-	3	-
Hellenic National Council for Combatting Doping	ESKAN	2	-	-	-	-	-	-	-	-	-	-	-	2	-
Anti-Doping department of State Sports Medicine Centre	LAT-NADO	-	-	-	2	-	-	-	-	-	-	-	-	2	-
International Sports Federation for Athletes with an Intellectual I	INAS	2	-	-	-	-	-	-	-	-	-	-	-	2	-
Total		117	0	2	211	0	1	2	0	0	12	0	0	342	

Table 133: Sports for Athletes with an Impairment - Bobsleigh

Testing Authority (TA)	ADAMS Code	Urine						Blood						Total Samples	% AAF
		IC Samples	ATF	AAF	OOB Samples	ATF	AAF	IC Samples	ATF	AAF	OOB Samples	ATF	AAF		
International Bobsleigh and Skeleton Federation	IBSF	10	-	-	-	-	-	-	-	-	-	-	-	10	-
Anti-Doping department of State Sports Medicine Centre	LAT-NADO	-	-	-	3	-	-	-	-	-	-	-	-	3	-
Total		10	0	0	3	0	0	0	0	0	0	0	0	13	

Table 134: Sports for Athletes with an Impairment - Boccia

Testing Authority (TA)	ADAMS Code	Urine						Blood						Total Samples	% AAF
		IC Samples	ATF	AAF	OOB Samples	ATF	AAF	IC Samples	ATF	AAF	OOB Samples	ATF	AAF		
Boccia International Sports Federation	BISFED	36	-	-	-	-	-	-	-	-	-	-	-	36	-
Doping Control Agency of Thailand	DCAT	-	-	-	11	-	-	-	-	-	-	-	-	11	-
Portugal Anti-Doping Agency	ADoP	9	-	-	1	-	-	-	-	-	-	-	-	10	-
Brasilian Authority on Anti-Doping Control	ABCD	8	-	1	-	-	-	-	-	-	-	-	-	8	13%
China Anti-Doping Agency	CHINADA	-	-	-	7	-	-	-	-	-	-	-	-	7	-
Asian Paralympic Committee	APC	4	-	-	-	-	-	-	-	-	-	-	-	4	-
Lembaga Anti-Doping Indonesia	LADI	-	-	-	4	-	-	-	-	-	-	-	-	4	-
Japan Anti-Doping Agency	JADA	2	-	-	-	-	-	-	-	-	-	-	-	2	-
Sport Federation of China Disabled Persons	CHN-SFDP	2	-	-	-	-	-	-	-	-	-	-	-	2	-
Czech Anti-Doping Committee	CADC	2	-	-	-	-	-	-	-	-	-	-	-	2	-
Canadian Centre for Ethics in Sport	CCES	-	-	-	1	-	-	-	-	-	-	-	-	1	-
Total		63	0	1	24	0	0	0	0	0	0	0	0	87	

Table 135: Sports for Athletes with an Impairment - Bowling

Testing Authority (TA)	ADAMS Code	Urine						Blood						Total Samples	% AAF
		IC Samples	ATF	AAF	OOB Samples	ATF	AAF	IC Samples	ATF	AAF	OOB Samples	ATF	AAF		
German National Anti-Doping Agency	NADA	38	-	-	-	-	-	-	-	-	-	-	-	38	-
Lembaga Anti-Doping Indonesia	LADI	-	-	-	4	-	-	-	-	-	-	-	-	4	-
Doping Control Agency of Thailand	DCAT	-	-	-	4	-	-	-	-	-	-	-	-	4	-
Anti-Doping Agency of Malaysia	ADAMAS	-	-	-	3	-	-	-	-	-	-	-	-	3	-
Total		38	0	0	11	0	0	0	0	0	0	0	0	49	

Table 136: Sports for Athletes with an Impairment - Canoe / Kayak

Testing Authority (TA)	ADAMS Code	Urine						Blood						Total Samples	% AAF
		IC			OOC			IC			OOC				
		Samples	ATF	AAF	Samples	ATF	AAF	Samples	ATF	AAF	Samples	ATF	AAF		
Russian National Anti-Doping Organization	RUSADA	6	-	-	24	-	-	-	-	-	-	-	-	30	-
International Canoe Federation	ICF	5	-	-	6	-	-	-	-	-	-	-	-	11	-
Hungarian Anti-Doping Agency	HUNADO	8	-	-	-	-	-	-	-	-	-	-	-	8	-
German National Anti-Doping Agency	NADA	-	-	-	7	-	-	-	-	-	1	-	-	8	-
UK Anti-Doping	UKAD	-	-	-	6	-	-	-	-	-	1	-	-	7	-
Polish Anti-Doping Agency	POLADA	-	-	-	6	-	-	-	-	-	-	-	-	6	-
China Anti-Doping Agency	CHINADA	2	-	-	2	-	-	1	-	-	-	-	-	5	-
Sport Ireland	SI	-	-	-	4	-	-	-	-	-	1	-	-	5	-
US Anti-Doping Agency	USADA	-	-	-	5	2	-	-	-	-	-	-	-	5	-
Canadian Centre for Ethics in Sport	CCES	3	-	1	1	-	-	-	-	-	-	-	-	4	25%
Italian National Anti-Doping Agency	NADO ITALIA	-	-	-	4	-	-	-	-	-	-	-	-	4	-
French Anti-Doping Agency	AFLD-NADO	-	-	-	4	-	-	-	-	-	-	-	-	4	-
Romanian National Anti-Doping Agency	ANAD-Romania	-	-	-	3	-	-	-	-	-	-	-	-	3	-
Kazakhstan National Anti-Doping Centre	KAZ-NADO	-	-	-	3	-	-	-	-	-	-	-	-	3	-
Australian Sports Anti-Doping Authority	ASADA	-	-	-	2	-	-	-	-	-	-	-	-	2	-
National Anti-doping Center of Ukraine	NADC Ukraine	-	-	-	1	-	-	-	-	-	-	-	-	1	-
Japan Anti-Doping Agency	JADA	-	-	-	1	-	-	-	-	-	-	-	-	1	-
Chilean National Anti-Doping Commission	CHI-NADO	-	-	-	1	-	-	-	-	-	-	-	-	1	-
National Anti-Doping Agency Austria GmbH	NADA Austria	-	-	-	1	-	-	-	-	-	-	-	-	1	-
		24	0	1	81	2	0	1	0	0	3	0	0	109	

Table 137: Sports for Athletes with an Impairment - CP Football

Testing Authority (TA)	ADAMS Code	Urine						Blood						Total Samples	% AAF
		IC			OOC			IC			OOC				
		Samples	ATF	AAF	Samples	ATF	AAF	Samples	ATF	AAF	Samples	ATF	AAF		
International Federation of Cerebral Palsy Football	IFCPF	8	-	-	11	-	-	1	-	-	-	-	-	20	-
Cerebral Palsy International Sports and Recreation Association	CPSIRA	2	-	-	-	-	-	-	-	-	-	-	-	2	-
		10	0	0	11	0	0	1	0	0	0	0	0	22	

Table 138: Sports for Athletes with an Impairment - Curling

Testing Authority (TA)	ADAMS Code	Urine						Blood						Total Samples	% AAF
		IC			OOC			IC			OOC				
		Samples	ATF	AAF	Samples	ATF	AAF	Samples	ATF	AAF	Samples	ATF	AAF		
World Curling Federation	WCF	-	-	-	26	-	1	-	-	-	-	-	-	26	4%
International Paralympic Committee	IPC	24	-	-	-	-	-	-	-	-	-	-	-	24	-
Sport Federation of China Disabled Persons	CHN-SFDP	-	-	-	14	-	-	-	-	-	-	-	-	14	-
Russian National Anti-Doping Organization	RUSADA	-	-	-	12	-	-	-	-	-	-	-	-	12	-
Italian National Anti-Doping Agency	NADO ITALIA	-	-	-	9	-	-	-	-	-	-	-	-	9	-
US Anti-Doping Agency	USADA	6	-	-	3	-	-	-	-	-	-	-	-	9	-
Canadian Centre for Ethics in Sport	CCES	-	-	-	5	-	-	-	-	-	-	-	-	5	-
Slovak Anti-Doping Agency	SADA	-	-	-	5	-	-	-	-	-	-	-	-	5	-
China Anti-Doping Agency	CHINADA	2	-	-	3	-	-	-	-	-	-	-	-	5	-
Antidoping Switzerland	ADCH	4	-	-	-	-	-	-	-	-	-	-	-	4	-
Korea Anti-Doping Agency	KADA	-	-	-	3	-	-	-	-	-	-	-	-	3	-
Czech Anti-Doping Committee	CADC	2	-	-	-	-	-	-	-	-	-	-	-	2	-
		38	0	0	80	0	1	0	0	0	0	0	0	118	

Table 139: Sports for Athletes with an Impairment - Cycling

Testing Authority (TA)	ADAMS Code	Urine						Blood						Total Samples	% AAF
		IC Samples	ATF	AAF	OC Samples	ATF	AAF	IC Samples	ATF	AAF	OC Samples	ATF	AAF		
International Cycling Union	UCI	114	1	5	35	-	2	-	-	-	9	-	-	158	4%
US Anti-Doping Agency	USADA	29	-	2	57	-	-	-	-	-	3	-	-	89	2%
UK Anti-Doping	UKAD	1	-	-	47	-	-	-	-	-	7	-	-	55	-
German National Anti-Doping Agency	NADA	12	-	-	26	-	-	-	-	-	7	-	-	45	-
Italian National Anti-Doping Agency	NADO ITALIA	26	-	2	15	-	-	-	-	-	3	-	-	44	5%
Russian National Anti-Doping Organization	RUSADA	9	-	-	28	-	-	-	-	-	-	-	-	37	-
China Anti-Doping Agency	CHINADA	20	-	-	16	-	-	1	-	-	-	-	-	37	-
Canadian Centre for Ethics in Sport	CCES	6	-	-	28	-	-	-	-	-	3	-	-	37	-
Sport Ireland	SI	-	-	-	18	-	-	-	-	-	17	-	-	35	-
Braslian Authority on Anti-Doping Control	ABCD	22	-	3	2	-	-	6	-	-	-	-	-	30	10%
Spain National Anti-Doping Agency	ESP-NADO	11	-	1	8	-	-	-	-	-	7	-	-	26	4%
Netherlands Anti-Doping Authority	ADAN	1	-	-	23	-	-	-	-	-	-	-	-	24	-
Australian Sports Anti-Doping Authority	ASADA	10	-	-	10	-	-	-	-	-	1	-	-	21	-
NADO Flanders	NADOF	2	-	-	19	-	-	-	-	-	-	-	-	21	-
Commonwealth Games Federation	CGF	13	-	-	3	-	-	-	-	-	-	-	-	16	-
Costa Rica NADO	CRC-NADO	15	-	-	-	-	-	-	-	-	-	-	-	15	-
French Community of Belgium NADO	BEL-CFWB	-	-	-	11	-	-	-	-	-	3	-	-	14	-
Polish Anti-Doping Agency	POLADA	8	-	-	4	-	-	-	-	-	-	-	-	12	-
French Anti-Doping Agency	AFLD-NADO	6	-	-	4	-	-	-	-	-	2	-	-	12	-
Portugal Anti-Doping Agency	ADoP	9	-	-	1	-	-	-	-	-	-	-	-	10	-
Asian Paralympic Committee	APC	8	-	-	1	-	-	1	-	-	-	-	-	10	-
Korea Anti-Doping Agency	KADA	9	-	-	-	-	-	-	-	-	-	-	-	9	-
Antidoping Switzerland	ADCH	-	-	-	7	-	-	-	-	-	-	-	-	7	-
Anti-Doping Denmark	ADD	-	-	-	5	-	-	-	-	-	2	-	-	7	-
Japan Anti-Doping Agency	JADA	4	-	-	2	-	-	-	-	-	-	-	-	6	-
Colombian NADO	COL-NADO	-	-	-	6	-	-	-	-	-	-	-	-	6	-
Hellenic National Council for Combatting Doping	ESKAN	5	-	-	-	-	-	-	-	-	-	-	-	5	-
Sport Federation of China Disabled Persons	CHN-SFDP	-	-	-	3	-	-	-	-	-	1	-	-	4	-
Lembaga Anti-Doping Indonesia	LADI	-	-	-	4	-	-	-	-	-	-	-	-	4	-
Drug Free Sport New Zealand	DFSNZ	2	-	-	2	-	-	-	-	-	-	-	-	4	-
National Anti-Doping Agency Austria GmbH	NADA Austria	-	-	-	3	-	-	-	-	-	-	-	-	3	-
Anti-Doping Singapore	ADS	-	-	-	3	-	-	-	-	-	-	-	-	3	-
Hungarian Anti-Doping Agency	HUNADO	3	-	-	-	-	-	-	-	-	-	-	-	3	-
Anti-Doping Agency of Serbia	ADAS	2	-	-	-	-	-	-	-	-	-	-	-	2	-
Lithuanian Anti-Doping Agency	LTU-NADO	-	-	-	2	-	1	-	-	-	-	-	-	2	50%
International Sports Federation for Athletes with an Intellectual I	INAS	2	1	-	-	-	-	-	-	-	-	-	-	2	-
Mexican National Anti-Doping Committee	MEX-NADO	-	-	-	1	-	-	-	-	-	-	-	-	1	-
Swedish Sports Confederation	RF	1	-	-	-	-	-	-	-	-	-	-	-	1	-
Total		350	2	13	394	0	3	8	0	0	65	0	0	817	

Table 140: Sports for Athletes with an Impairment - Equestrian

Testing Authority (TA)	ADAMS Code	Urine						Blood						Total Samples	% AAF
		IC Samples	ATF	AAF	OC Samples	ATF	AAF	IC Samples	ATF	AAF	OC Samples	ATF	AAF		
International Equestrian Federation	FEI	22	-	-	12	-	-	-	-	-	-	-	-	34	-
Canadian Centre for Ethics in Sport	CCES	4	-	1	-	-	-	-	-	-	-	-	-	4	25%
Luxembourg NADO	ALAD	-	-	-	4	-	-	-	-	-	-	-	-	4	-
Russian National Anti-Doping Organization	RUSADA	2	-	-	-	-	-	-	-	-	-	-	-	2	-
Portugal Anti-Doping Agency	ADoP	1	-	-	-	-	-	-	-	-	-	-	-	1	-
Netherlands Anti-Doping Authority	ADAN	-	-	-	1	-	-	-	-	-	-	-	-	1	-
Total		29	0	1	17	0	0	0	0	0	0	0	0	46	

Table 141: Sports for Athletes with an Impairment - Fencing

Testing Authority (TA)	ADAMS Code	Urine						Blood						Total Samples	% AAF
		IC Samples	ATF	AAF	OOB Samples	ATF	AAF	IC Samples	ATF	AAF	OOB Samples	ATF	AAF		
International Wheelchair and Amputee Sports Federation	IWAS	52	-	1	-	-	-	-	-	-	-	-	-	52	2%
China Anti-Doping Agency	CHINADA	-	-	-	19	-	-	-	-	-	-	-	2	21	-
Italian National Anti-Doping Agency	NADO ITALIA	-	-	-	18	-	-	-	-	-	-	1	19	-	
Asian Paralympic Committee	APC	12	-	-	-	-	-	-	-	-	-	-	12	-	
Doping Control Agency of Thailand	DCAT	-	-	-	12	-	-	-	-	-	-	-	12	-	
Korea Anti-Doping Agency	KADA	7	-	-	4	-	-	-	-	-	-	-	11	-	
Braslian Authority on Anti-Doping Control	ABCD	9	-	-	-	-	-	-	-	-	-	-	9	-	
Hungarian Anti-Doping Agency	HUNADO	-	-	-	9	-	-	-	-	-	-	-	9	-	
Russian National Anti-Doping Organization	RUSADA	8	-	1	-	-	-	-	-	-	-	-	8	13%	
Lembaga Anti-Doping Indonesia	LADI	-	-	-	4	-	-	-	-	-	-	-	4	-	
Sport Federation of China Disabled Persons	CHN-SFDP	4	-	-	-	-	-	-	-	-	-	-	4	-	
Georgian Anti-Doping Agency	GEO-NADO	-	-	-	3	-	-	-	-	-	-	-	3	-	
German National Anti-Doping Agency	NADA	3	-	-	-	-	-	-	-	-	-	-	3	-	
Antidoping Switzerland	ADCH	-	-	-	2	-	-	-	-	-	-	-	2	-	
Swedish Sports Confederation	RF	-	-	-	2	-	-	-	-	-	-	-	2	-	
		95	0	2	73	0	0	0	0	0	0	3	171		

Table 142: Sports for Athletes with an Impairment - Field Hockey

Testing Authority (TA)	ADAMS Code	Urine						Blood						Total Samples	% AAF
		IC Samples	ATF	AAF	OOB Samples	ATF	AAF	IC Samples	ATF	AAF	OOB Samples	ATF	AAF		
International Wheelchair and Amputee Sports Federation	IWAS	12	-	1	-	-	-	-	-	-	-	-	-	12	8%
		12	0	1	0	0	0	0	0	0	0	0	12		

Table 143: Sports for Athletes with an Impairment - Football

Testing Authority (TA)	ADAMS Code	Urine						Blood						Total Samples	% AAF
		IC Samples	ATF	AAF	OOB Samples	ATF	AAF	IC Samples	ATF	AAF	OOB Samples	ATF	AAF		
German National Anti-Doping Agency	NADA	-	-	-	15	-	-	-	-	-	-	-	-	15	-
European Deaf Sport Organization	EDSO	8	-	-	-	-	-	-	-	-	-	-	-	8	-
International Sports Federation for Athletes with an Intellectual I	INAS	6	-	-	-	-	-	-	-	-	-	-	-	6	-
Saudi Arabian Antidoping Committee	KSA-NADO	-	-	-	5	-	-	-	-	-	-	-	-	5	-
Swedish Sports Confederation	RF	-	-	-	4	-	-	-	-	-	-	-	-	4	-
Ecuador NADO	ECU-NADO	4	-	1	-	-	-	-	-	-	-	-	-	4	25%
China Anti-Doping Agency	CHINADA	3	-	-	-	-	-	1	-	-	-	-	-	4	-
Antidoping Switzerland	ADCH	3	-	-	-	-	-	-	-	-	-	-	-	3	-
Union of European Football Associations	UEFA	2	-	-	-	-	-	-	-	-	-	-	-	2	-
Argentina National Anti-Doping Agency	ARG-CNAD	-	-	-	2	-	-	-	-	-	-	-	-	2	-
Hellenic National Council for Combatting Doping	ESKAN	2	-	-	-	-	-	-	-	-	-	-	-	2	-
		28	0	1	26	0	0	1	0	0	0	0	55		

Table 144: Sports for Athletes with an Impairment - Football 5-a-Side

Testing Authority (TA)	ADAMS Code	Urine						Blood						Total Samples	% AAF
		IC Samples	ATF	AAF	OOB Samples	ATF	AAF	IC Samples	ATF	AAF	OOB Samples	ATF	AAF		
International Blind Sport Association	IBSA	26	1	-	3	-	-	2	-	-	-	-	-	31	-
Korea Anti-Doping Agency	KADA	13	-	-	3	-	-	-	-	-	-	-	-	16	-
Italian National Anti-Doping Agency	NADO ITALIA	12	-	2	-	-	-	2	-	-	-	-	-	14	14%
Spain National Anti-Doping Agency	ESP-NADO	8	-	1	-	-	-	-	-	-	-	-	-	8	13%
Braslian Authority on Anti-Doping Control	ABCD	-	-	-	4	-	-	-	-	-	-	-	-	4	-
China Anti-Doping Agency	CHINADA	2	-	-	-	-	-	1	-	-	-	-	-	3	-
Sport Federation of China Disabled Persons	CHN-SFDP	-	-	-	2	-	-	-	-	-	-	-	-	2	-
Argentina National Anti-Doping Agency	ARG-CNAD	2	-	-	-	-	-	-	-	-	-	-	-	2	-
Japan Anti-Doping Agency	JADA	1	-	-	-	-	-	-	-	-	-	-	-	1	-
		64	1	3	12	0	0	5	0	0	0	0	81		

Table 145: Sports for Athletes with an Impairment - Football 7-a-Side

Testing Authority (TA)	ADAMS Code	Urine						Blood						Total Samples	% AAF
		IC Samples	ATF	AAF	OOB Samples	ATF	AAF	IC Samples	ATF	AAF	OOB Samples	ATF	AAF		
Russian National Anti-Doping Organization	RUSADA	-	-	-	23	-	-	-	-	-	-	-	-	23	-
US Anti-Doping Agency	USADA	-	-	-	7	-	1	-	-	-	-	-	-	7	14%
Spain National Anti-Doping Agency	ESP-NADO	4	-	-	-	-	-	2	-	-	-	-	-	6	-
Italian National Anti-Doping Agency	NADO ITALIA	-	-	-	6	-	-	-	-	-	-	-	-	6	-
		4	0	0	36	0	1	2	0	0	0	0	42		

Table 146: Sports for Athletes with an Impairment - Goalball

Testing Authority (TA)	ADAMS Code	Urine						Blood						Total Samples	% AAF
		IC Samples	ATF	AAF	OOB Samples	ATF	AAF	IC Samples	ATF	AAF	OOB Samples	ATF	AAF		
China Anti-Doping Agency	CHINADA	5	-	-	21	-	-	2	-	-	-	-	-	28	-
International Blind Sport Association	IBSA	14	-	-	4	-	-	1	-	-	-	-	-	19	-
Spain National Anti-Doping Agency	ESP-NADO	16	-	-	-	-	-	-	-	-	-	-	-	16	-
US Anti-Doping Agency	USADA	-	-	-	14	-	-	-	-	-	-	-	-	14	-
Russian National Anti-Doping Organization	RUSADA	13	-	-	-	-	-	-	-	-	-	-	-	13	-
Doping Control Agency of Thailand	DCAT	-	-	-	12	-	-	-	-	-	-	-	-	12	-
German National Anti-Doping Agency	NADA	-	-	-	6	-	-	-	-	-	2	-	-	8	-
Korea Anti-Doping Agency	KADA	7	-	1	-	-	-	-	-	-	-	-	-	7	14%
Lembaga Anti-Doping Indonesia	LADI	-	-	-	4	-	-	-	-	-	-	-	-	4	-
Sport Federation of China Disabled Persons	CHN-SFDP	-	-	-	4	-	-	-	-	-	-	-	-	4	-
Italian National Anti-Doping Agency	NADO ITALIA	4	-	1	-	-	-	-	-	-	-	-	-	4	25%
Asian Paralympic Committee	APC	4	-	-	-	-	-	-	-	-	-	-	-	4	-
Portugal Anti-Doping Agency	ADoP	4	-	-	-	-	-	-	-	-	-	-	-	4	-
Canadian Centre for Ethics in Sport	CCES	4	-	-	-	-	-	-	-	-	-	-	-	4	-
Finnish Center for Integrity in Sports/Finnish Anti-Doping Agency	FINCIS/FINADA	4	-	-	-	-	-	-	-	-	-	-	-	4	-
Total		75	0	2	65	0	0	3	0	0	2	0	0	145	

Table 147: Sports for Athletes with an Impairment - Handball

Testing Authority (TA)	ADAMS Code	Urine						Blood						Total Samples	% AAF
		IC Samples	ATF	AAF	OOB Samples	ATF	AAF	IC Samples	ATF	AAF	OOB Samples	ATF	AAF		
Croatian Institute of Public Health	CIPH	-	-	-	21	-	-	-	-	-	-	-	-	21	-
German National Anti-Doping Agency	NADA	3	-	-	6	-	-	-	-	-	-	-	-	9	-
International Committee of Sports for the Deaf	ICSD / CISS	4	-	-	-	-	-	-	-	-	-	-	-	4	-
Portugal Anti-Doping Agency	ADoP	4	-	-	-	-	-	-	-	-	-	-	-	4	-
Anti-Doping Agency of Serbia	ADAS	2	-	-	-	-	-	-	-	-	-	-	-	2	-
Braslian Authority on Anti-Doping Control	ABCD	2	-	1	-	-	-	-	-	-	-	-	-	2	50%
Israeli NADO	ISR-NADO	1	-	-	-	-	-	-	-	-	-	-	-	1	-
Total		16	0	1	27	0	0	0	0	0	0	0	0	43	

Table 148: Sports for Athletes with an Impairment - Judo

Testing Authority (TA)	ADAMS Code	Urine						Blood						Total Samples	% AAF
		IC Samples	ATF	AAF	OOB Samples	ATF	AAF	IC Samples	ATF	AAF	OOB Samples	ATF	AAF		
Russian National Anti-Doping Organization	RUSADA	14	-	-	36	-	-	-	-	-	-	-	-	50	-
International Blind Sport Association	IBSA	36	-	1	5	-	-	2	-	-	-	-	-	43	2%
US Anti-Doping Agency	USADA	12	-	1	14	-	1	-	-	-	1	-	-	27	7%
Asian Paralympic Committee	APC	16	-	1	4	-	-	2	-	-	1	-	-	23	4%
Braslian Authority on Anti-Doping Control	ABCD	-	-	-	18	-	-	-	-	-	-	-	-	18	-
China Anti-Doping Agency	CHINADA	-	-	-	14	-	-	-	-	-	1	-	-	15	-
National Anti Doping Agency -India	IND-NADO	-	-	-	11	-	-	-	-	-	-	-	-	11	-
Azerbaijan National Anti-Doping Agency	AMADA	-	-	-	7	-	-	-	-	-	2	-	-	9	-
Kazakhstan National Anti-Doping Centre	KAZ-NADO	-	-	-	7	-	-	-	-	-	-	-	-	7	-
German National Anti-Doping Agency	NADA	-	-	-	6	-	-	-	-	-	1	-	-	7	-
Japan Anti-Doping Agency	JADA	-	-	-	7	-	-	-	-	-	-	-	-	7	-
Korea Anti-Doping Agency	KADA	6	-	-	-	-	-	-	-	-	-	-	-	6	-
Sport Federation of China Disabled Persons	CHN-SFDP	4	-	-	-	-	-	1	-	-	-	-	-	5	-
Doping Control Agency of Thailand	DCAT	-	-	-	5	-	-	-	-	-	-	-	-	5	-
Lembaga Anti-Doping Indonesia	LADI	-	-	-	4	-	-	-	-	-	-	-	-	4	-
Canadian Centre for Ethics in Sport	CCES	-	-	-	2	-	-	-	-	-	-	-	-	2	-
Romanian National Anti-Doping Agency	ANAD-Romania	-	-	-	1	-	-	-	-	-	-	-	-	1	-
Total		88	0	3	141	0	1	5	0	0	6	0	0	240	

Table 149: Sports for Athletes with an Impairment - Luge

Testing Authority (TA)	ADAMS Code	Urine						Blood						Total Samples	% AAF
		IC Samples	ATF	AAF	OOB Samples	ATF	AAF	IC Samples	ATF	AAF	OOB Samples	ATF	AAF		
German National Anti-Doping Agency	NADA	-	-	-	2	-	-	-	-	-	-	-	-	2	-
Total		0	0	0	2	0	0	0	0	0	0	0	0	2	

Table 150: Sports for Athletes with an Impairment - Para-Bowling

Testing Authority (TA)	ADAMS Code	Urine						Blood						Total Samples	% AAF
		IC Samples	ATF	AAF	OOB Samples	ATF	AAF	IC Samples	ATF	AAF	OOB Samples	ATF	AAF		
Doping Control Agency of Thailand	DCAT	-	-	-	8	-	-	-	-	-	-	-	-	8	-
Korea Anti-Doping Agency	KADA	3	-	-	-	-	-	-	-	-	-	-	-	3	-
Total		3	0	0	8	0	0	0	0	0	0	0	0	11	

Table 151: Sports for Athletes with an Impairment - Para-Bowls

Testing Authority (TA)	ADAMS Code	Urine						Blood						Total Samples	% AAF
		IC Samples	ATF	AAF	IC Samples	ATF	AAF	IC Samples	ATF	AAF	IC Samples	ATF	AAF		
Asian Paralympic Committee	APC	13	-	-	-	-	-	-	-	-	-	-	-	13	-
Lembaga Anti-Doping Indonesia	LADI	-	-	-	4	-	-	-	-	-	-	-	-	4	-
Australian Sports Anti-Doping Authority	ASADA	-	-	-	3	-	-	-	-	-	-	-	-	3	-
Commonwealth Games Federation	CGF	2	-	-	-	-	-	-	-	-	-	-	-	2	-
		15	0	0	7	0	0	0	0	0	0	0	0	22	

Table 152: Sports for Athletes with an Impairment - Powerlifting

Testing Authority (TA)	ADAMS Code	Urine						Blood						Total Samples	% AAF
		IC Samples	ATF	AAF	IC Samples	ATF	AAF	IC Samples	ATF	AAF	IC Samples	ATF	AAF		
German National Anti-Doping Agency	NADA	-	-	-	13	-	-	-	-	-	6	-	-	19	-
International Blind Sport Association	IBSA	11	-	-	4	-	1	-	-	-	-	-	-	15	7%
Turkish Anti Doping Commission	TADC	4	-	-	-	-	-	-	-	-	-	-	-	4	-
International Powerlifting Federation	IPF	-	-	-	2	-	-	-	-	-	1	-	-	3	-
		15	0	0	19	0	1	0	0	0	7	0	0	41	

Table 153: Sports for Athletes with an Impairment - Rowing

Testing Authority (TA)	ADAMS Code	Urine						Blood						Total Samples	% AAF
		IC Samples	ATF	AAF	IC Samples	ATF	AAF	IC Samples	ATF	AAF	IC Samples	ATF	AAF		
Russian National Anti-Doping Organization	RUSADA	12	-	-	28	-	-	-	-	-	-	-	-	40	-
US Anti-Doping Agency	USADA	9	-	2	7	-	1	-	-	-	1	-	-	17	18%
UK Anti-Doping	UKAD	-	-	-	13	-	-	-	-	-	3	-	-	16	-
Italian National Anti-Doping Agency	NADO ITALIA	4	-	-	5	-	-	-	-	-	2	-	-	11	-
French Anti-Doping Agency	AFLD-NADO	-	-	-	9	-	-	-	-	-	-	-	-	9	-
International Rowing Federation	FISA	5	-	-	4	-	-	-	-	-	-	-	-	9	-
Korea Anti-Doping Agency	KADA	8	-	-	-	-	-	-	-	-	-	-	-	8	-
China Anti-Doping Agency	CHINADA	6	-	-	-	-	-	-	-	-	1	-	-	7	-
Polish Anti-Doping Agency	POLADA	-	-	-	6	-	-	-	-	-	-	-	-	6	-
Australian Sports Anti-Doping Authority	ASADA	-	-	-	3	-	-	-	-	-	1	-	-	4	-
Canadian Centre for Ethics in Sport	CCES	3	-	-	1	-	-	-	-	-	-	-	-	4	-
National Anti-doping Center of Ukraine	NADC Ukraine	-	-	-	4	1	-	-	-	-	-	-	-	4	-
Anti-Doping Norway	ADNO	-	-	-	2	-	-	-	-	-	1	-	-	3	-
Czech Anti-Doping Committee	CADC	3	-	-	-	-	-	-	-	-	-	-	-	3	-
German National Anti-Doping Agency	NADA	-	-	-	2	-	-	-	-	-	1	-	-	3	-
Netherlands Anti-Doping Authority	ADAN	-	-	-	1	-	-	-	-	-	-	-	-	1	-
		50	0	2	85	1	1	0	0	0	10	0	0	145	

Table 154: Sports for Athletes with an Impairment - Rugby

Testing Authority (TA)	ADAMS Code	Urine						Blood						Total Samples	% AAF
		IC Samples	ATF	AAF	IC Samples	ATF	AAF	IC Samples	ATF	AAF	IC Samples	ATF	AAF		
International Wheelchair Rugby Federation	IWRF	29	-	-	4	-	-	4	-	-	1	-	-	38	-
Russian National Anti-Doping Organization	RUSADA	14	-	-	9	-	-	-	-	-	-	-	-	23	-
Australian Sports Anti-Doping Authority	ASADA	8	-	1	9	-	-	-	-	-	-	-	-	17	6%
US Anti-Doping Agency	USADA	-	-	-	14	-	-	-	-	-	-	-	-	14	-
Canadian Centre for Ethics in Sport	CCES	6	-	-	6	-	-	-	-	-	1	-	-	13	-
Italian National Anti-Doping Agency	NADO ITALIA	12	-	1	-	-	-	-	-	-	-	-	-	12	8%
Japan Anti-Doping Agency	JADA	7	-	-	2	-	-	-	-	-	-	-	-	9	-
Swedish Sports Confederation	RF	4	-	-	4	-	-	-	-	-	-	-	-	8	-
Korea Anti-Doping Agency	KADA	8	-	-	-	-	-	-	-	-	-	-	-	8	-
French Anti-Doping Agency	AFLD-NADO	-	-	-	6	-	-	-	-	-	-	-	-	6	-
Polish Anti-Doping Agency	POLADA	-	-	-	6	-	-	-	-	-	-	-	-	6	-
Anti-Doping Denmark	ADD	-	-	-	4	-	-	-	-	-	-	-	-	4	-
Finnish Center for Integrity in Sports/Finnish Anti-Doping Agency	FINCIS/FINADA	4	-	-	-	-	-	-	-	-	-	-	-	4	-
		92	0	2	64	0	0	4	0	0	2	0	0	162	

Table 155: Sports for Athletes with an Impairment - Sailing

Testing Authority (TA)	ADAMS Code	Urine						Blood						Total Samples	% AAF
		IC Samples	ATF	AAF	IC Samples	ATF	AAF	IC Samples	ATF	AAF	IC Samples	ATF	AAF		
Canadian Centre for Ethics in Sport	CCES	-	-	-	5	-	-	-	-	-	-	-	-	5	-
World Sailing	WS	4	-	1	-	-	-	-	-	-	-	-	-	4	25%
Russian National Anti-Doping Organization	RUSADA	2	-	1	-	-	-	-	-	-	-	-	-	2	50%
Italian National Anti-Doping Agency	NADO ITALIA	-	-	-	2	-	-	-	-	-	-	-	-	2	-
		6	0	2	7	0	0	0	0	0	0	0	0	13	

Table 156: Sports for Athletes with an Impairment - Showdown

Testing Authority (TA)	ADAMS Code	Urine						Blood						Total Samples	% AAF	
		IC Samples	ATF	AAF	IC Samples	ATF	AAF	IC Samples	ATF	AAF	IC Samples	ATF	AAF			
International Blind Sport Association	IBSA	2	-	1	-	-	-	-	-	-	-	-	-	-	2	50%
		2	0	1	0	0	0	0	0	0	0	0	0	2		

Table 157: Sports for Athletes with an Impairment - Sitting Volleyball

Testing Authority (TA)	ADAMS Code	Urine						Blood						Total Samples	% AAF	
		IC Samples	ATF	AAF	IC Samples	ATF	AAF	IC Samples	ATF	AAF	IC Samples	ATF	AAF			
Russian National Anti-Doping Organization	RUSADA	-	-	-	42	-	-	-	-	-	-	-	-	-	42	-
World Paravolley	WPV	28	-	1	10	-	-	-	-	-	-	-	-	38	3%	
China Anti-Doping Agency	CHINADA	-	-	-	26	-	-	-	-	-	2	-	-	28	-	
US Anti-Doping Agency	USADA	-	-	-	25	-	-	-	-	-	1	-	-	26	-	
Kazakhstan National Anti-Doping Centre	KAZ-NADO	-	-	-	12	-	-	-	-	-	-	-	-	12	-	
Egyptian National Anti-doping Organization	EGY-NADO	-	-	-	11	-	-	-	-	-	-	-	-	11	-	
Asian Paralympic Committee	APC	8	-	-	-	-	-	2	-	-	-	-	-	10	-	
Sport Federation of China Disabled Persons	CHN-SFDP	4	-	-	5	-	-	-	-	-	-	-	-	9	-	
Korea Anti-Doping Agency	KADA	7	1	-	1	-	-	-	-	-	-	-	-	8	-	
Italian National Anti-Doping Agency	NADO ITALIA	-	-	-	6	-	-	-	-	-	1	-	-	7	-	
Canadian Centre for Ethics in Sport	CCES	-	-	-	6	-	-	-	-	-	-	-	-	6	-	
German National Anti-Doping Agency	NADA	6	-	-	-	-	-	-	-	-	-	-	-	6	-	
Brazilian Authority on Anti-Doping Control	ABCD	5	-	1	-	-	-	-	-	-	-	-	-	5	20%	
National Anti-doping Center of Ukraine	NADC Ukraine	-	-	-	4	-	-	-	-	-	-	-	-	4	-	
Finnish Center for Integrity in Sports/Finnish Anti-Doping Agency	FINCIS/FINADA	4	-	-	-	-	-	-	-	-	-	-	-	4	-	
Lembaga Anti-Doping Indonesia	LADI	-	-	-	4	-	-	-	-	-	-	-	-	4	-	
		62	1	2	152	0	0	2	0	0	4	0	0	220		

Table 158: Sports for Athletes with an Impairment - Skiing

Testing Authority (TA)	ADAMS Code	Urine						Blood						Total Samples	% AAF
		IC Samples	ATF	AAF	IC Samples	ATF	AAF	IC Samples	ATF	AAF	IC Samples	ATF	AAF		
International Sports Federation for Athletes with an Intellectual Disabilit	INAS	4	-	-	-	-	-	-	-	-	-	-	-	4	-
National Anti-Doping Agency Austria GmbH	NADA Austria	-	-	-	3	-	-	-	-	-	-	-	-	3	-
Finnish Center for Integrity in Sports/Finnish Anti-Doping Agency	FINCIS/FINADA	-	-	-	1	-	-	-	-	-	-	-	-	1	-
		4	0	0	4	0	0	0	0	0	0	0	0	8	

Table 159: Sports for Athletes with an Impairment - Sport Climbing

Testing Authority (TA)	ADAMS Code	Urine						Blood						Total Samples	% AAF
		IC Samples	ATF	AAF	IC Samples	ATF	AAF	IC Samples	ATF	AAF	IC Samples	ATF	AAF		
International Federation of Sport Climbing	IFSC	13	-	1	-	-	-	-	-	-	-	-	-	13	8%
Spain National Anti-Doping Agency	ESP-NADO	6	-	1	-	-	-	-	-	-	-	-	-	6	17%
		19	0	2	0	0	0	0	0	0	0	0	0	19	

Table 160: Sports for Athletes with an Impairment - Table Tennis

Testing Authority (TA)	ADAMS Code	Urine						Blood						Total Samples	% AAF
		IC Samples	ATF	AAF	OC Samples	ATF	AAF	IC Samples	ATF	AAF	OC Samples	ATF	AAF		
China Anti-Doping Agency	CHINADA	-	-	-	45	-	-	-	-	-	3	-	-	48	-
International Table Tennis Federation	ITTF	9	-	-	16	-	1	1	-	-	2	-	-	28	4%
Russian National Anti-Doping Organization	RUSADA	-	-	-	26	-	-	-	-	-	-	-	-	26	-
Doping Control Agency of Thailand	DCAT	-	-	-	24	-	-	-	-	-	-	-	-	24	-
Asian Paralympic Committee	APC	19	-	-	-	-	-	1	-	-	-	-	-	20	-
Korea Anti-Doping Agency	KADA	14	-	1	-	-	-	-	-	-	-	-	-	14	7%
German National Anti-Doping Agency	NADA	4	-	-	8	-	-	-	-	-	1	-	-	13	-
Kazakhstan National Anti-Doping Centre	KAZ-NADO	-	-	-	11	-	-	-	-	-	-	-	-	11	-
Italian National Anti-Doping Agency	NADO ITALIA	4	-	-	4	-	-	-	-	-	-	-	-	8	-
Lembaga Anti-Doping Indonesia	LADI	3	-	-	4	-	-	-	-	-	-	-	-	7	-
National Anti Doping Agency -India	IND-NADO	-	-	-	7	-	-	-	-	-	-	-	-	7	-
Polish Anti-Doping Agency	POLADA	4	-	-	2	-	-	-	-	-	-	-	-	6	-
Anti-Doping Agency of Serbia	ADAS	6	-	-	-	-	-	-	-	-	-	-	-	6	-
Canadian Centre for Ethics in Sport	CCEES	4	-	-	-	-	-	-	-	-	-	-	-	4	-
Hungarian Anti-Doping Agency	HUNADO	-	-	-	4	-	-	-	-	-	-	-	-	4	-
Sport Federation of China Disabled Persons	CHN-SFDP	4	-	-	-	-	-	-	-	-	-	-	-	4	-
Mexican National Anti-Doping Committee	MEX-NADO	-	-	-	3	-	-	-	-	-	-	-	-	3	-
Oceania RADO	O-RADO	-	-	-	3	-	-	-	-	-	-	-	-	3	-
Brasiliian Authority on Anti-Doping Control	ABCD	-	-	-	3	-	-	-	-	-	-	-	-	3	-
Romanian National Anti-Doping Agency	ANAD-Romania	-	-	-	2	-	-	-	-	-	-	-	-	2	-
Jordan Anti-doping Organization	JADO	-	-	-	2	-	-	-	-	-	-	-	-	2	-
Nigerian National Anti-Doping Committee	NGR-NADO	2	-	-	-	-	-	-	-	-	-	-	-	2	-
US Anti-Doping Agency	USADA	-	-	-	2	-	-	-	-	-	-	-	-	2	-
Australian Sports Anti-Doping Authority	ASADA	-	-	-	2	-	-	-	-	-	-	-	-	2	-
Netherlands Anti-Doping Authority	ADAN	-	-	-	2	-	-	-	-	-	-	-	-	2	-
Commonwealth Games Federation	CGF	2	-	-	-	-	-	-	-	-	-	-	-	2	-
Chilean National Anti-Doping Commission	CHI-NADO	-	-	-	2	-	-	-	-	-	-	-	-	2	-
International Sports Federation for Athletes with an Intellectual I	INAS	2	1	-	-	-	-	-	-	-	-	-	-	2	-
Ecuador NADO	ECU-NADO	1	-	-	-	-	-	-	-	-	-	-	-	1	-
Africa Zone II & III RADO	AFR-RADO-II-III	-	-	-	1	-	-	-	-	-	-	-	-	1	-
International Wheelchair and Amputee Sports Federation	IWAS	1	-	-	-	-	-	-	-	-	-	-	-	1	-
National Anti-Doping Agency Austria GmbH	NADA Austria	-	-	-	1	-	-	-	-	-	-	-	-	1	-
		79	1	1	174	0	1	2	0	0	6	0	0	261	

Table 161: Sports for Athletes with an Impairment - Taekwondo

Testing Authority (TA)	ADAMS Code	Urine						Blood						Total Samples	% AAF
		IC Samples	ATF	AAF	OC Samples	ATF	AAF	IC Samples	ATF	AAF	OC Samples	ATF	AAF		
World Taekwondo	WT	57	-	1	37	-	-	-	-	-	-	-	-	94	1%
Korea Anti-Doping Agency	KADA	8	-	1	3	-	-	-	-	-	-	-	-	11	9%
Russian National Anti-Doping Organization	RUSADA	-	-	-	8	-	-	-	-	-	-	-	-	8	-
Azerbaijan National Anti-Doping Agency	AMADA	-	-	-	4	-	-	-	-	-	2	-	-	6	-
French Anti-Doping Agency	AFLD-NADO	-	-	-	5	-	-	-	-	-	-	-	-	5	-
National Anti-doping Center of Ukraine	NADC Ukraine	-	-	-	4	-	-	-	-	-	-	-	-	4	-
I.R Iran National Anti-Doping Organization	IRI-NADO	-	-	-	4	-	-	-	-	-	-	-	-	4	-
Sport Federation of China Disabled Persons	CHN-SFDP	3	-	1	-	-	-	1	-	-	-	-	-	4	25%
Italian National Anti-Doping Agency	NADO ITALIA	2	-	-	-	-	-	-	-	-	-	-	-	2	-
Lembaga Anti-Doping Indonesia	LADI	-	-	-	1	-	-	-	-	-	-	-	-	1	-
		70	0	3	66	0	0	1	0	0	2	0	0	139	

Table 162: Sports for Athletes with an Impairment - Tennis

Testing Authority (TA)	ADAMS Code	Urine						Blood						Total Samples	% AAF
		IC Samples	ATF	AAF	OC Samples	ATF	AAF	IC Samples	ATF	AAF	OC Samples	ATF	AAF		
International Tennis Federation	ITF	65	-	-	82	-	-	-	-	-	73	-	-	220	-
US Anti-Doping Agency	USADA	-	-	-	14	-	-	-	-	-	1	-	-	15	-
Korea Anti-Doping Agency	KADA	6	-	-	4	-	-	-	-	-	-	-	10	-	
China Anti-Doping Agency	CHINADA	-	-	-	8	-	-	-	-	-	1	-	-	9	-
Doping Control Agency of Thailand	DCAT	-	-	-	9	-	-	-	-	-	-	-	9	-	
Asian Paralympic Committee	APC	8	-	-	-	-	-	1	-	-	-	-	9	-	
German National Anti-Doping Agency	NADA	-	-	-	7	-	-	-	-	-	1	-	-	8	-
Russian National Anti-Doping Organization	RUSADA	-	-	-	7	-	-	-	-	-	-	-	7	-	
UK Anti-Doping	UKAD	-	-	-	6	-	-	-	-	-	1	-	-	7	-
Netherlands Anti-Doping Authority	ADAN	-	-	-	7	-	-	-	-	-	-	-	7	-	
Italian National Anti-Doping Agency	NADO ITALIA	6	-	1	-	-	-	-	-	-	-	-	6	17%	
Sport Federation of China Disabled Persons	CHN-SFDP	4	-	-	2	-	-	-	-	-	-	-	6	-	
Hungarian Anti-Doping Agency	HUNADO	5	-	-	-	-	-	-	-	-	-	-	5	-	
International Committee of Sports for the Deaf	ICSD / CISS	4	-	-	-	-	-	-	-	-	-	-	4	-	
Lembaga Anti-Doping Indonesia	LADI	-	-	-	4	-	-	-	-	-	-	-	4	-	
Australian Sports Anti-Doping Authority	ASADA	-	-	-	2	-	-	-	-	-	1	-	-	3	-
French Community of Belgium NADO	BEL-CFWB	3	-	-	-	-	-	-	-	-	-	-	3	-	
Turkish Anti Doping Commission	TADC	2	-	-	-	-	-	-	-	-	-	-	2	-	
National Anti-Doping Agency Austria GmbH	NADA Austria	-	-	-	2	-	-	-	-	-	-	-	2	-	
Chilean National Anti-Doping Commission	CHI-NADO	-	-	-	1	-	-	-	-	-	-	-	1	-	
Canadian Centre for Ethics in Sport	CCES	-	-	-	1	-	-	-	-	-	-	-	1	-	
Eastern Europe RADO	E-EUR-RADO	-	-	-	1	-	-	-	-	-	-	-	1	-	
		103	0	1	157	0	0	1	0	0	78	0	0	339	

Table 163: Sports for Athletes with an Impairment - Triathlon

Testing Authority (TA)	ADAMS Code	Urine						Blood						Total Samples	% AAF
		IC Samples	ATF	AAF	OC Samples	ATF	AAF	IC Samples	ATF	AAF	OC Samples	ATF	AAF		
International Triathlon Union	ITU	99	-	-	4	-	-	-	-	-	2	-	-	105	-
UK Anti-Doping	UKAD	-	-	-	20	-	-	-	-	-	2	-	-	22	-
Australian Sports Anti-Doping Authority	ASADA	3	-	-	7	-	-	-	-	-	2	-	-	12	-
US Anti-Doping Agency	USADA	-	-	-	11	-	-	-	-	-	1	-	-	12	-
Spain National Anti-Doping Agency	ESP-NADO	8	-	-	2	-	-	1	-	-	-	-	-	11	-
Italian National Anti-Doping Agency	NADO ITALIA	-	-	-	6	-	-	-	-	-	4	-	-	10	-
Commonwealth Games Federation	CGF	4	-	-	4	-	-	-	-	-	-	-	-	8	-
Russian National Anti-Doping Organization	RUSADA	6	-	-	1	-	-	-	-	-	-	-	-	7	-
Netherlands Anti-Doping Authority	ADAN	-	-	-	6	-	-	-	-	-	-	-	-	6	-
German National Anti-Doping Agency	NADA	-	-	-	4	-	-	-	-	-	2	-	-	6	-
NADO Flanders	NADOF	-	-	-	3	-	-	-	-	-	1	-	-	4	-
Braslian Authority on Anti-Doping Control	ABCD	-	-	-	4	-	-	-	-	-	-	-	-	4	-
Canadian Centre for Ethics in Sport	CCES	-	-	-	3	-	-	-	-	-	1	-	-	4	-
Finnish Center for Integrity in Sports/Finnish Anti-Doping Agency	FINCIS/FINADA	-	-	-	1	-	-	-	-	-	1	-	-	2	-
National Anti-Doping Agency Austria GmbH	NADA Austria	-	-	-	1	-	-	-	-	-	-	-	-	1	-
French Anti-Doping Agency	AFLD-NADO	-	-	-	1	-	-	-	-	-	-	-	-	1	-
Hungarian Anti-Doping Agency	HUNADO	-	-	-	1	-	-	-	-	-	-	-	-	1	-
		120	0	0	79	0	0	1	0	0	16	0	0	216	

Table 164: Sports for Athletes with an Impairment - Volleyball

Testing Authority (TA)	ADAMS Code	Urine						Blood						Total Samples	% AAF
		IC Samples	ATF	AAF	OC Samples	ATF	AAF	IC Samples	ATF	AAF	OC Samples	ATF	AAF		
International Committee of Sports for the Deaf	ICSD / CISS	4	-	-	-	-	-	-	-	-	-	-	-	4	-
German National Anti-Doping Agency	NADA	1	-	-	-	-	-	-	-	-	-	-	-	1	-
Braslian Authority on Anti-Doping Control	ABCD	1	-	-	-	-	-	-	-	-	-	-	-	1	-
		6	0	0	0	0	0	0	0	0	0	0	0	6	

Table 165: Sports for Athletes with an Impairment - Waterskiing

Testing Authority (TA)	ADAMS Code	Urine						Blood						Total Samples	% AAF
		IC Samples	ATF	AAF	OC Samples	ATF	AAF	IC Samples	ATF	AAF	OC Samples	ATF	AAF		
International Waterski & Wakeboard Federation	IWWF	6	-	-	-	-	-	-	-	-	-	-	-	6	-
Italian National Anti-Doping Agency	NADO ITALIA	-	-	-	2	-	-	-	-	-	-	-	-	2	-
		6	0	0	2	0	0	0	0	0	0	0	0	8	

Table 166: Sports for Athletes with an Impairment - Wrestling

Testing Authority (TA)	ADAMS Code	Urine						Blood						Total Samples	% AAF
		IC			OOC			IC			OOC				
		Samples	ATF	AAF	Samples	ATF	AAF	Samples	ATF	AAF	Samples	ATF	AAF		
International Committee of Sports for the Deaf	ICSD / CISS	6	-	-	-	-	-	-	-	-	-	-	-	6	-
Lithuanian Anti-Doping Agency	LTU-NADO	-	-	-	2	-	-	-	-	-	-	-	-	2	-
German National Anti-Doping Agency	NADA	2	-	-	-	-	-	-	-	-	-	-	-	2	-
Israeli NADO	ISR-NADO	-	-	-	1	-	-	-	-	-	-	-	-	1	-
		8	0	0	3	0	0	0	0	0	0	0	0	11	

Table 167: Other Sports - Code Signatories - Bowls

Testing Authority (TA)	ADAMS Code	Urine						Blood						Total Samples	% AAF	
		IC Samples	ATF	AAF	OOB Samples	ATF	AAF	IC Samples	ATF	AAF	OOB Samples	ATF	AAF			
World Bowls	World Bowls	8	-	-	-	-	-	-	-	-	-	-	-	-	8	-
Australian Sports Anti-Doping Authority	ASADA	1	-	-	-	-	-	-	-	-	-	-	-	-	7	-
UK Anti-Doping	UKAD	6	-	-	-	-	-	-	-	-	-	-	-	-	6	-
International Committee of Mediterranean Games	ICMG	2	-	-	-	-	-	-	-	-	-	-	-	-	2	-
		17	0	0	0	6	0	0	0	0	0	0	0	23		

Table 168: Other Sports - Code Signatories - WDC DanceSport

Testing Authority (TA)	ADAMS Code	Urine						Blood						Total Samples	% AAF	
		IC Samples	ATF	AAF	OOB Samples	ATF	AAF	IC Samples	ATF	AAF	OOB Samples	ATF	AAF			
Korea Anti-Doping Agency	KADA	14	-	-	-	-	-	-	-	-	-	-	-	-	14	-
World Dance Council	WDC	8	-	1	-	-	-	-	-	-	-	-	-	-	8	13%
German National Anti-Doping Agency	NADA	1	-	-	-	-	-	-	-	-	-	-	-	-	1	-
		23	0	1	0	0	0	0	0	0	0	0	0	23		

Table 169: Other Sports - Code Signatories - Electronic Sports

Testing Authority (TA)	ADAMS Code	Urine						Blood						Total Samples	% AAF	
		IC Samples	ATF	AAF	OOB Samples	ATF	AAF	IC Samples	ATF	AAF	OOB Samples	ATF	AAF			
China Anti-Doping Agency	CHINADA	-	-	-	15	-	-	-	-	-	-	-	-	-	15	-
Kazakhstan National Anti-Doping Centre	KAZ-NADO	-	-	-	9	-	-	-	-	-	-	-	-	-	9	-
International eSports Federation	IeSF	3	-	-	-	-	-	-	-	-	-	-	-	-	3	-
		3	0	0	24	0	0	0	0	0	0	0	0	27		

Table 170: Other Sports - Code Signatories - Karate (Shinkyokushin WKO)

Testing Authority (TA)	ADAMS Code	Urine						Blood						Total Samples	% AAF	
		IC Samples	ATF	AAF	OOB Samples	ATF	AAF	IC Samples	ATF	AAF	OOB Samples	ATF	AAF			
Japan Anti-Doping Agency	JADA	21	-	-	-	-	-	-	-	-	-	-	-	-	21	-
		21	0	0	0	0	0	0	0	0	0	0	0	21		

Table 171: Other Sports - Code Signatories - Kettlebell Lifting

Testing Authority (TA)	ADAMS Code	Urine						Blood						Total Samples	% AAF	
		IC Samples	ATF	AAF	OOB Samples	ATF	AAF	IC Samples	ATF	AAF	OOB Samples	ATF	AAF			
National Anti-doping Center of Ukraine	NADC Ukraine	12	-	1	18	-	-	-	-	-	-	-	-	-	30	3%
International Union of Kettlebell Lifting	IUKL	27	-	1	-	-	-	-	-	-	-	-	-	-	27	4%
Finnish Center for Integrity in Sports/Finnish Anti-Doping Agency	FINCIS/FINADA	6	-	-	3	-	-	2	-	-	1	-	-	-	12	-
French Anti-Doping Agency	AFLD-NADO	7	-	2	-	-	-	-	-	-	-	-	-	-	7	29%
International Gira (Kettlebell) Sport Federation	IGSF	3	-	-	-	-	-	-	-	-	-	-	-	-	3	-
		55	0	4	21	0	0	2	0	0	1	0	0	79		

Table 172: Other Sports - Code Signatories - Kurash

Testing Authority (TA)	ADAMS Code	Urine						Blood						Total Samples	% AAF	
		IC Samples	ATF	AAF	OOB Samples	ATF	AAF	IC Samples	ATF	AAF	OOB Samples	ATF	AAF			
Olympic Council of Asia	OCA	14	-	1	2	-	-	-	-	-	2	-	-	-	18	6%
National Anti Doping Agency -India	IND-NADO	-	-	-	14	-	-	-	-	-	-	-	-	-	14	-
Doping Control Agency of Thailand	DCAT	-	-	-	5	-	-	-	-	-	-	-	-	-	5	-
Lembaga Anti-Doping Indonesia	LADI	-	-	-	5	-	-	-	-	-	-	-	-	-	5	-
Anti-Doping Commission, Chinese Taipei Olympic Committee	CTADA	-	-	-	4	-	-	-	-	-	-	-	-	-	4	-
Japan Anti-Doping Agency	JADA	-	-	-	2	-	-	-	-	-	-	-	-	-	2	-
		14	0	1	32	0	0	0	0	0	2	0	0	48		

Table 173: Other Sports - Code Signatories - Pole Sports

Testing Authority (TA)	ADAMS Code	Urine						Blood						Total Samples	% AAF	
		IC Samples	ATF	AAF	OOB Samples	ATF	AAF	IC Samples	ATF	AAF	OOB Samples	ATF	AAF			
International Pole Sports Federation	IPSF	10	-	-	-	-	-	-	-	-	-	-	-	-	10	-
Mexican National Anti-Doping Committee	MEX-NADO	6	-	-	-	-	-	-	-	-	-	-	-	-	6	-
Spain National Anti-Doping Agency	ESP-NADO	5	-	-	-	-	-	-	-	-	-	-	-	-	5	-
		21	0	0	0	0	0	0	0	0	0	0	0	21		

Table 174: Other Sports - Code Signatories - Rugby League

Testing Authority (TA)	ADAMS Code	Urine						Blood						Total Samples	% AAF
		IC Samples	ATF	AAF	OOB Samples	ATF	AAF	IC Samples	ATF	AAF	OOB Samples	ATF	AAF		
UK Anti-Doping	UKAD	162	1	1	540	-	-	4	-	-	87	-	-	793	0%
Australian Sports Anti-Doping Authority	ASADA	143	-	4	469	-	1	-	-	-	66	-	-	678	1%
French Anti-Doping Agency	AFLD-NADO	54	-	1	105	1	1	-	-	-	28	-	-	187	1%
Drug Free Sport New Zealand	DFSNZ	29	-	1	52	-	-	-	-	-	-	-	-	81	1%
Sri Lanka Anti Doping Agency	SRI-NADO	12	-	-	-	-	-	-	-	-	-	-	-	12	-
Anti-Doping Agency of Serbia	ADAS	8	-	-	-	-	-	-	-	-	-	-	-	8	-
Anti-Doping Norway	ADNO	-	-	-	5	-	-	-	-	-	-	-	-	5	-
Turkish Anti Doping Commission	TADC	-	-	-	4	-	-	-	-	-	-	-	-	4	-
Oceania RADO	O-RADO	-	-	-	1	-	-	-	-	-	-	-	-	1	-
Common Community Commission (Brussels)	COCOM	1	-	1	-	-	-	-	-	-	-	-	-	1	100%
		409	1	8	1176	1	2	4	0	0	181	0	0	1770	

Table 175: Other Sports - Code Signatories - ITF Taekwondo

Testing Authority (TA)	ADAMS Code	Urine						Blood						Total Samples	% AAF
		IC Samples	ATF	AAF	OOB Samples	ATF	AAF	IC Samples	ATF	AAF	OOB Samples	ATF	AAF		
World Taekwondo	WT	21	-	-	-	-	-	1	-	-	-	-	-	22	-
International Taekwon-Do Federation	TKD-ITF	15	-	-	-	-	-	-	-	-	-	-	-	15	-
German National Anti-Doping Agency	NADA	-	-	-	10	-	-	-	-	-	-	-	-	10	-
Finnish Center for Integrity in Sports/Finnish Anti-Doping Agency	FINCIS/FINADA	4	-	-	2	-	-	-	-	-	1	-	-	7	-
Swedish Sports Confederation	RF	-	-	-	6	-	-	-	-	-	-	-	-	6	-
Anti-Doping Agency of Malaysia	ADAMAS	6	-	-	-	-	-	-	-	-	-	-	-	6	-
Sport Ireland	SI	4	-	-	1	-	-	-	-	-	-	-	-	5	-
Romanian National Anti-Doping Agency	ANAD-Romania	3	-	-	-	-	-	-	-	-	-	-	-	3	-
Peru National Anti-Doping Commission	CONAD PERU	3	-	-	-	-	-	-	-	-	-	-	-	3	-
Argentina National Anti-Doping Agency	ARG-CNAD	-	-	-	2	-	-	-	-	-	-	-	-	2	-
Nigerian National Anti-Doping Committee	NGR-NADO	-	-	-	2	-	-	-	-	-	-	-	-	2	-
Andorra National Anti-Doping Commission	AGAD	-	-	-	1	-	-	-	-	-	-	-	-	1	-
San Marino Standing Committee on Anti-Doping	SMR-NADO	-	-	-	1	-	-	-	-	-	-	-	-	1	-
Israeli NADO	ISR-NADO	-	-	-	1	-	-	-	-	-	-	-	-	1	-
		56	0	0	26	0	0	1	0	0	1	0	0	84	

Table 176: Other Sports - Code Signatories - Ironman Triathlon

Testing Authority (TA)	ADAMS Code	Urine						Blood						Total Samples	% AAF
		IC Samples	ATF	AAF	OOB Samples	ATF	AAF	IC Samples	ATF	AAF	OOB Samples	ATF	AAF		
World Triathlon Corporation	IRONMAN	376	-	3	339	-	4	-	-	-	30	-	2	745	1%
German National Anti-Doping Agency	NADA	-	-	-	67	-	-	-	-	-	28	-	-	95	-
French Anti-Doping Agency	AFLD-NADO	13	-	1	1	-	-	-	-	-	1	-	-	15	7%
Australian Sports Anti-Doping Authority	ASADA	-	-	-	12	-	-	-	-	-	1	-	-	13	-
Anti-Doping Denmark	ADD	-	-	-	9	-	-	-	-	-	1	-	-	10	-
Drug Free Sport New Zealand	DFSNZ	5	-	-	3	-	-	-	-	-	-	-	-	8	-
Bermuda Sport Anti- Doping Authority	BSADA	-	-	-	4	-	-	-	-	-	1	-	-	5	-
Luxembourg NADO	ALAD	5	-	-	-	-	-	-	-	-	-	-	-	5	-
China Anti-Doping Agency	CHINADA	-	-	-	3	-	-	-	-	-	1	-	-	4	-
South African Institute for Drug-Free Sport	SAIDS	-	-	-	2	-	-	-	-	-	-	-	-	2	-
Antidoping Switzerland	ADCH	-	-	-	1	-	-	-	-	-	1	-	-	2	-
Brasilian Authority on Anti-Doping Control	ABCD	-	-	-	1	-	-	-	-	-	1	-	-	2	-
National Anti-Doping Agency Austria GmbH	NADA Austria	-	-	-	2	-	-	-	-	-	-	-	-	2	-
Central American RADO	RADO-CAM	-	-	-	1	-	-	-	-	-	-	-	-	1	-
Finnish Center for Integrity in Sports/Finnish Anti-Doping Agency	FINCIS/FINADA	-	-	-	1	-	-	-	-	-	-	-	-	1	-
		399	0	4	446	0	4	0	0	0	65	0	2	910	



2018 Anti-Doping Testing Figures

Athlete Biological Passport (ABP) - Blood Analysis

Table of Contents

Total Samples Analyzed

Table 1	: Total ABP Samples Analyzed per Year
Table 2	: Total ABP Samples Analyzed per Laboratory
Table 3	: Total ABP Samples Analyzed in ASOIF Sports
Table 4	: Total ABP Samples Analyzed in AIOWF Sports
Table 5	: Total ABP Samples Analyzed in ARISF Sports
Table 6	: Total ABP Samples Analyzed in AIMS Sports
Table 7	: Total ABP Samples Analyzed in IPC Sports
Table 8	: Total ABP Samples Analyzed in Sports for Athletes with an Impairment
Table 9	: Total Samples Analyzed in Other Sports - Code Signatories
Table 10	: Total Samples Analyzed in Other Sports
Table 11	: Total ABP Samples by Testing Authority
Table 12	: Total ABP Samples by Testing Authority Category

Sports Governed by ASOIF IFs

Table 13	: 2018 ABP Testing Figures - ASOIF Sport - Aquatics
Table 14	: 2018 ABP Testing Figures - ASOIF Sport - Archery
Table 15	: 2018 ABP Testing Figures - ASOIF Sport - Athletics
Table 16	: 2018 ABP Testing Figures - ASOIF Sport - Badminton
Table 17	: 2018 ABP Testing Figures - ASOIF Sport - Basketball
Table 18	: 2018 ABP Testing Figures - ASOIF Sport - Boxing
Table 19	: 2018 ABP Testing Figures - ASOIF Sport - Canoe / Kayak
Table 20	: 2018 ABP Testing Figures - ASOIF Sport - Cycling
Table 21	: 2018 ABP Testing Figures - ASOIF Sport - Equestrian
Table 22	: 2018 ABP Testing Figures - ASOIF Sport - Fencing
Table 23	: 2018 ABP Testing Figures - ASOIF Sport - Field Hockey
Table 24	: 2018 ABP Testing Figures - ASOIF Sport - Football
Table 25	: 2018 ABP Testing Figures - ASOIF Sport - Golf
Table 26	: 2018 ABP Testing Figures - ASOIF Sport - Gymnastics
Table 27	: 2018 ABP Testing Figures - ASOIF Sport - Handball
Table 28	: 2018 ABP Testing Figures - ASOIF Sport - Judo
Table 29	: 2018 ABP Testing Figures - ASOIF Sport - Modern Pentathlon
Table 30	: 2018 ABP Testing Figures - ASOIF Sport - Rowing
Table 31	: 2018 ABP Testing Figures - ASOIF Sport - Rugby Union
Table 32	: 2018 ABP Testing Figures - ASOIF Sport - Sailing
Table 33	: 2018 ABP Testing Figures - ASOIF Sport - Shooting
Table 34	: 2018 ABP Testing Figures - ASOIF Sport - Table Tennis
Table 35	: 2018 ABP Testing Figures - ASOIF Sport - Taekwondo
Table 36	: 2018 ABP Testing Figures - ASOIF Sport - Tennis
Table 37	: 2018 ABP Testing Figures - ASOIF Sport - Triathlon
Table 38	: 2018 ABP Testing Figures - ASOIF Sport - Volleyball
Table 39	: 2018 ABP Testing Figures - ASOIF Sport - Weightlifting
Table 40	: 2018 ABP Testing Figures - ASOIF Sport - Wrestling

Table of Contents

Sports Governed by AIOWF IFs

- Table 41 : 2018 ABP Testing Figures - AIOWF Sport - Biathlon
- Table 42 : 2018 ABP Testing Figures - AIOWF Sport - Bobsleigh
- Table 43 : 2018 ABP Testing Figures - AIOWF Sport - Curling
- Table 44 : 2018 ABP Testing Figures - AIOWF Sport - Ice Hockey
- Table 45 : 2018 ABP Testing Figures - AIOWF Sport - Luge
- Table 46 : 2018 ABP Testing Figures - AIOWF Sport - Skating
- Table 47 : 2018 ABP Testing Figures - AIOWF Sport - Skiing

ARISF, AIMS, IPC, Athletes with an Impairment Sports, Other Sport - Code Signatories and Other Sports

- Table 48 : Total 2018 ABP Testing Figures - ARISF Sports
- Table 49 : Total 2018 ABP Testing Figures - AIMS Sports
- Table 50 : Total 2018 ABP Testing Figures - IPC Sports/Disciplines
- Table 51 : Total 2018 ABP Testing Figures - Sports for Athletes with an Impairment
- Table 52 : Total 2018 ABP Testing Figures - Other Sports - Code Signatories
- Table 53 : Total 2018 ABP Testing Figures - Other Sports - non-Code Signatories

Terms and Abbreviations

IC	In-Competition
OO	Out-of-Competition
Sample	Any biological material collected for the purposes of Doping Control*
AAF	Adverse Analytical Finding
ATF	Atypical Finding
GC/C/IRMS	Gas Chromatograph/Carbon/Isotope Ratio Mass Spectrometry (e.g. "IRMS")
ESA	Erythropoiesis Stimulating Agent**
hGH Isoforms	Human Growth Hormone Isoform Differential Immunoassay
hGH Biomarkers	Human Growth Hormone Biomarkers
GHRF (GHS/GHRP)	Growth Hormone Releasing Factors (Growth Hormone Secretagogues/GH-Releasing Peptides)
GHRF (GHRH)	Growth Hormone Releasing Factors (Growth Hormone Releasing Hormone)
GnRH	Gonadotrophin Releasing Hormones
HBT	Homologous Blood Transfusion
HBOC	Haemoglobin Based Oxygen Carrier
IGF-1	Insulin-like Growth Factor-1 (and its analogues)
ABP	Athlete Biological Passport
IOC	International Olympic Committee
ASOIF	Association of Summer Olympic International Federations
AIOWF	Association of International Olympic Winter Sports Federations
ARISF	Association of IOC Recognized International Sports Federations
AIMS	Alliance of Independent Recognised Members of Sport
NADO	National Anti-Doping Organization
RADO	Regional Anti-Doping Organization
NOC	National Olympic Committee
MEO	Major Event Organization
IF	International Federation
NF	National Federation
IPC	International Paralympic Committee***
Other Sports	Sports/disciplines connected with organizations which are outside of the categories in Tables 3-9.
Code Signatories	Sports/disciplines connected with organizations which are outside of the categories in Tables 3-8 but are signatories to the Code.
Sports for Athletes with an Impairment	Sports and disciplines under the governance of the respective Olympic IFs or independent IFs which govern sports for athletes with an impairment
ADAMS	Anti-Doping Administration and Management System
TA	Testing Authority
SCA	Sample Collection Authority
IBSA	International Blind Sports Federation
CISS	International Committee of Sports for the Deaf
INAS	International Sports Federation for Persons with Intellectual Disability
CPISRA	Cerebral Palsy International Sports and Recreation Association
-	a "dash" represents "0" in tables compiling the number of Samples, ATFs or AAFs
(R)	"R" represents a sport or discipline which is discontinued in ADAMS based on request of the governing IF, being an event under an existing discipline or no longer necessary for administrative purposes.

* Biological material limited to urine and blood in this report

** Including recombinant erythropoietins (i.e. epoetins) and their analogues (e.g. darbepoetin, pegserpoetin, peginesatide, CERA, EPO-Fc)

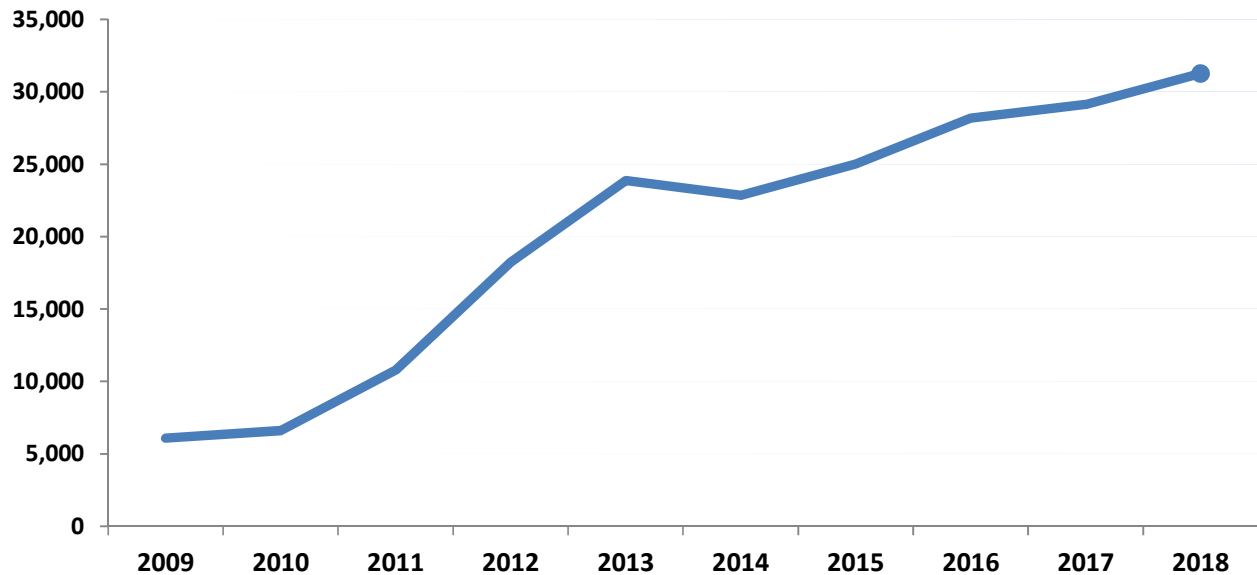
*** Limited to sport/disciplines under the governance of the IPC (others are compiled under the category "Sports for Athletes with an Impairment").

This report compiles data as recorded in ADAMS on March 21, 2019 (plus supplemental data compiled after Stakeholder consultation)

Table 1: Total ABP Samples Analyzed per Year

Year	ABP Samples* Analyzed	% Change Year to Year
2009	6,082	-
2010	6,610	+9%
2011	10,795	+63%
2012	18,223	+69%
2013	23,877	+31%
2014	22,849	-4%
2015	25,012	+9%
2016	28,173	+13%
2017	29,130	+3%
2018	31,265	+7%

Total ABP Samples* Analyzed per Year



* Represents individual blood samples collected in support of the Athlete Biological Passport (ABP) and does not necessarily reflect the number of individual *Athletes* tested

Table 2: Total ABP Samples Analyzed per Laboratory

	Laboratory	IC	OOC	Total
1	Ankara, Turkey	206	372	578
2	Auckland, New Zealand ²	-	119	119
3	Athens, Greece ¹	-	-	-
4	Bangkok, Thailand ¹	-	-	-
5	Barcelona, Spain	211	1318	1,529
6	Beijing, China	2	930	932
7	Bloemfontein, South Africa ²	12	555	567
8	Bogota, Colombia ²	-	118	118
9	Bucharest, Romania	-	-	-
10	Cairo, Egypt ²	-	25	25
11	Cologne, Germany	441	3355	3,796
12	New Delhi, India	1	33	34
13	Doha, Qatar	11	87	98
14	Dresden, Germany	212	1569	1,781
15	Ghent, Belgium	312	1096	1,408
16	Havana, Cuba ¹	-	-	-
17	Helsinki, Finland	19	499	518
18	Lausanne, Switzerland	1024	3367	4,391
19	Lisbon, Portugal	-	-	-
20	London, UK	22	871	893
21	Los Angeles, USA ¹	-	-	-
22	Madrid, Spain	476	822	1,298
23	Montreal, Canada	22	730	752
24	Moscow, Russia ²	312	1451	1,763
25	Nairobi, Kenya ²	10	335	345
26	Oslo, Norway	17	1113	1,130
27	Paris, France	263	870	1,133
28	Rio de Janeiro, Brazil	29	182	211
29	Rome, Italy	163	386	549
30	Seibersdorf, Austria	218	1404	1,622
31	Seoul, Korea	27	521	548
32	Stockholm, Sweden	4	1079	1,083
33	Sydney, Australia	3	781	784
34	Mexico City, Mexico	7	29	36
35	Tokyo, Japan	-	279	279
36	Salt Lake City, USA	160	2356	2,516
37	Warsaw, Poland	10	419	429
	Totals	4,194	27,071	31,265

¹ Not accredited to conduct blood analyses in support of the haematological module of the Athlete Biological Passport (ABP) in 2018.

² Approved by WADA exclusively to conduct blood analyses in support of the haematological module of the Athlete Biological Passport (ABP) in 2018.

Table 3: Total ABP Samples Analyzed in ASOIF Sports*

Sports	Disciplines	IC	OOB	Subtotal	Total	%
Aquatics	Swimming Middle Distance 200-400m	17	573	590	1,731	7%
	Swimming Sprint 100m or less	13	474	487		
	Swimming Long Distance 800m or greater	10	230	240		
	Open Water	11	141	152		
	Swimming	-	118	118		
	Water Polo	-	61	61		
	Artistic Swimming	-	39	39		
	Diving	-	23	23		
Athletics	Aquatics	-	21	21	6,260	26%
	Long Distance 3000m or greater	368	3593	3961		
	Middle Distance 800-1500m	148	951	1099		
	Sprint 400m or less	44	439	483		
	Race Walk	20	151	171		
	Combined Events	16	138	154		
	Throws	11	106	117		
	Jumps	5	105	110		
	Athletics	45	41	86		
	Marathon	-	35	35		
	Cross Country	-	20	20		
	Half Marathon	-	11	11		
	Track	-	7	7		
	Field	-	3	3		
	Road Running	-	2	2		
Mountain Running	-	1	1			
Badminton	-	-	115	115	115	0.5%
Basketball	-	2	4	6	6	0.02%
Boxing	Boxing	-	109	115	119	0.49%
	AIBA WSB Boxing	-	10	10		
Canoe Kayak	Long Distance 1000m	9	204	213	727	3%
	Middle Distance 500m	12	157	169		
	Sprint 200m	6	150	156		
	Canoe Kayak	11	123	134		
	Canoe Slalom	-	30	30		
	Marathon	2	21	23		
	Wildwater	2	-	2		
Cycling	Road	1886	5264	7150	8,718	36%
	Mountain Bike	135	420	555		
	Track Endurance	50	353	403		
	Cyclo-Cross	88	226	314		
	Track Sprint	58	129	187		
	Cycling	2	40	42		
	Track	1	37	38		
	BMX	-	29	29		
Fencing	Sabre	-	2	2	4	0.02%
	Epee	-	1	1		
	Foil	-	1	1		

Table 3: Total ABP Samples Analyzed in ASOIF Sports* - continued

Sports	Disciplines	IC	OOB	Subtotal	Total	%
Field Hockey	-	-	15	15	15	0.1%
Football	-	224	2303	2527	2,527	10%
Gymnastics	Artistic	-	20	20	25	0.10%
	Trampoline	-	3	3		
	Rhythmic	-	1	1		
	Gymnastics	-	1	1		
Handball	Indoor	-	55	55	55	0.23%
Judo	-	-	35	35	35	0.15%
Modern Pentathlon	-	-	43	43	43	0.18%
Rowing	Rowing	8	1031	1039	1,042	4%
	Beach Sprint	-	3	3		
Rugby Union	Sevens	-	151	151	282	1%
	Fifteens	-	131	131		
Sailing	Sailing	-	4	4	5	0.02%
	Laser	-	1	1		
Shooting	Rifle	-	2	2	3	0.01%
	Pistol	-	1	1		
Taekwondo	Sparring	-	10	10	12	0.05%
	Taekwondo	-	2	2		
Tennis	-	79	1024	1103	1,103	4.58%
Triathlon	Triathlon	11	794	805	859	3.6%
	Long Distance	-	26	26		
	Duathlon	-	21	21		
	Aquathlon	-	4	4		
	Cross Triathlon	-	3	3		
Volleyball	Beach	20	4	24	39	0.2%
	Volleyball	1	14	15		
Weightlifting	-	96	150	246	246	1%
Wrestling	Wrestling	-	60	60	122	0.5%
	Greco-Roman	-	29	29		
	Freestyle	-	19	19		
	Women's Freestyle	-	12	12		
	Grappling	-	1	1		
	Traditional Wrestling	-	1	1		
Totals		3,411	20,682		24,093	

* No samples in the ASOIF Sports of Archery, Equestrian, Golf or Table Tennis were recorded in ADAMS in 2018 for the ABP.

Table 4: Total ABP Samples Analyzed in AIOWF Sports*

Sports	Disciplines	IC	OOO	Subtotal	Total	%
Biathlon	-	21	1384	-	1405	28%
Bobsleigh	Bobsleigh	-	32	32	35	1%
	Skeleton	-	3	3		
Ice Hockey	-	6	66	-	72	1%
Luge	-	-	7	-	7	0.1%
Skating	Short Track	293	259	552	1,520	30%
	Speed Skating greater than 1500m	197	323	520		
	Speed Skating 1500m or less	126	181	307		
	Speed Skating	-	87	87		
	Figure Skating	-	47	47		
	Skating	-	7	7		
Skiing	Cross-Country	86	1362	1448	2,035	40%
	Alpine	-	297	297		
	Nordic Combined	4	241	245		
	Skiing	-	24	24		
	Freestyle	-	11	11		
	Snowboard	-	6	6		
	Ski Jumping	-	4	4		
Totals		733	4,341		5,074	

* No samples in the AIOWF Sport of Curling were recorded in ADAMS in 2018 for the ABP.

Table 5: Total ABP Samples Analyzed in ARISF Sports

Sports	Disciplines	IC	OOO	SubTotal	Total	%
Cricket	Cricket	-	20	20	37	11%
	Twenty20	-	10	10		
	Test	-	7	7		
Karate	-	-	4	-	4	1%
Lifesaving	Lifesaving	-	9	9	16	5%
	Ocean	-	7	7		
Motorcycling	Motocross	1	8	9	9	3%
Mountaineering and Climbing	Skyrunning	-	5	5	11	3%
	Mountaineering and Climbing	-	3	3		
	Ski Mountaineering	-	2	2		
	Mountain Running (R)	-	1	1		
Muaythai	-	-	17	-	17	5%
Netball	-	-	2	-	2	1%
Orienteering	Orienteering	-	45	45	70	22%
	Foot Orienteering	-	24	24		
	Ski Orienteering	-	1	1		
Powerboating	Aquabike	2	-	2	2	1%
Roller Sports	Inline Speed Skating Distance greater than 1000m	-	33	33	49	15%
	Inline Speed Skating Sprint 1000m or less	-	15	15		
	Roller Sports	-	1	1		
Ski Mountaineering	-	-	48	-	48	15%
Softball	-	-	1	-	1	0.3%
Sport Climbing	Boulder	-	4	-	4	1%
Squash	-	-	16	-	16	5%
Surfing	Body Board	-	1	1	1	0.3%
Underwater Sports	Finswimming Pool	1	23	24	36	11%
	Finswimming	-	10	10		
	Finswimming Open Water	1	1	2		
Wushu	Sanda	-	1	-	1	0.3%
Totals		5	319		324	

Table 6: Total ABP Samples Analyzed in AIMS Sports*

Sports	Disciplines	IC	OOB	SubTotal	Total	%
Bodybuilding	-	-	1	-	1	7%
Kickboxing	-	-	7	-	7	50%
Powerlifting	-	-	6	-	6	43%
Totals		0	14		14	

Table 7: Total ABP Samples Analyzed in IPC Sports

Sports	Disciplines	IC	OOB	SubTotal	Total	%
Para-Alpine Skiing	Para-Alpine Skiing	-	5	-	5	1%
Para-Athletics	Long Distance 3000m and greater	2	56	58	131	29%
	Middle Distance 800-1500m	-	48	48		
	Sprint 400m or less	-	20	20		
	Para-Athletics	-	3	3		
	Throws	-	1	1		
Para-Biathlon	Jumps	-	1	1	75	17%
	Para-Biathlon	-	75	-		
Para-Cross Country Skiing	Sprint/Short Distance	-	100	100	194	43%
	Middle/Long Distance	19	55	74		
	Para-Cross Country Skiing	11	9	20		
Para-Powerlifting	Para-Powerlifting	-	6	-	6	1%
Powerlifting	IPC Powerlifting (R)	-	1	-	1	0.2%
Para-Swimming	Sprint 100m or less	-	18	18	36	8%
	Middle Distance 200-400m	-	10	10		
	Long Distance 800m and greater	-	7	7		
	Para-Swimming	-	1	1		
Totals		32	416		448	

Table 8: Total ABP Samples Analyzed in Sports for Athletes with an Impairment*

Sports	Disciplines	IC	OOB	SubTotal	Total	%
Aquatics	CISS Swimming Middle Distance 200-400m	-	3	3	7	2%
	CISS Swimming	-	2	2		
	Military IPC Swimming Middle Distance 200-400m	-	1	1		
	INAS Swimming Middle Distance 200-400m	-	1	1		
Athletics	CISS Middle Distance 800-1500m	-	5	5	9	3%
	INAS Middle Distance 800-1500m	-	1	1		
	CISS Sprint 400m or less	-	1	1		
	CISS Long Distance 3000m and greater	-	1	1		
Basketball	CISS Jumps	-	1	1	2	1%
	Wheelchair Basketball	-	2	-		
Cycling	Para-Cycling Road*	6	88	94	145	45%
	Para-Cycling Track Endurance*	-	35	35		
	Para-Cycling*	-	8	8		
	Para-Cycling Track Sprint*	-	7	7		
	INAS Cycling Track Sprint	-	1	1		
Judo	Para-Judo	-	1	-	1	0.3%
Rowing	Para-Rowing*	-	13	-	13	4%
Other Rugby	Wheelchair Rugby	1	3	-	4	1%
Sitting Volleyball	-	-	10	-	10	3%
Skiing	CISS Cross Country Skiing	-	2	2	3	1%
	CISS Alpine Skiing	-	1	1		
Tennis	Wheelchair Tennis*	-	94	-	94	29%
Triathlon	Para-Triathlon*	-	37	-	37	11%
Totals		7	318		325	

* Sports and disciplines under the governance of the respective ASOIF and AIOWF International Federations.

Table 9: Total Samples Analyzed in Other Sports - Code Signatories

Sports	Disciplines	IC	OOB	SubTotal	Total	%
Triathlon	Ironman	-	426	-	426	99%
Rugby League	-	-	6	-	6	1%
Totals		0	432		432	

Table 10: Total Samples Analyzed in Other Sports

Sports	Disciplines	IC	OOB	SubTotal	Total	%
Aquatics	University Swimming Long Distance 800m or greater	-	1	1	2	0.4%
	Military Swimming Middle Distance 200-400m	-	1	1		
Athletics	University Long Distance 3000m or greater	-	2	-	2	0.4%
Australian Rules Football	-	2	149	-	151	27%
Baseball	Professional Baseball	-	4	-	4	1%
Boxing	Professional Boxing	4	44	-	48	9%
Mixed Martial Arts	-	-	345	-	345	62%
Roller Sports	University Inline Speed Skating Distance greater than 1000m	-	1	-	1	0.2%
Ultimate Fighting	-	-	2	-	2	0.4%
Totals		6	549		555	

Table 11: Total ABP Samples by Testing Authority*

ADAMS Code	Testing Authority (TA)	IC	OOB	Total	%
UCI	International Cycling Union	1916	3660	5576	18%
IAAF - AIU	IAAF - Athletics Integrity Unit	5	2601	2606	8%
ITF	International Tennis Federation	79	1056	1135	4%
USADA	US Anti-Doping Agency	7	1102	1109	4%
RUSADA	Russian National Anti-Doping Organization	269	829	1098	4%
NADA	German National Anti-Doping Agency	-	1045	1047	3%
FIS	International Ski Federation	49	993	1040	3%
FIFA	International Federation of Football Associations	53	919	972	3%
ESP-NADO	Spain National Anti-Doping Agency	143	780	923	3%
ISU	International Skating Union	616	277	893	3%
ADCH	Antidoping Switzerland	-	859	859	3%
IBU	International Biathlon Union	13	798	811	3%
UKAD	UK Anti-Doping	22	770	792	3%
FINA	International Swimming Federation	1	788	789	3%
ADNO	Anti-Doping Norway	2	683	685	2%
CHINADA	China Anti-Doping Agency	-	682	682	2%
TADC	Turkish Anti Doping Commission	206	417	623	2%
ASADA	Australian Sports Anti-Doping Authority	3	539	542	2%
ADoP	Portugal Anti-Doping Agency	133	404	537	2%
AFLD-NADO	French Anti-Doping Agency	61	454	515	2%
RF	Swedish Sports Confederation	1	484	485	2%
NADOF	NADO Flanders	-	442	442	1%
CCES	Canadian Centre for Ethics in Sport	-	419	419	1%
IRONMAN	World Triathlon Corporation	-	387	387	1%
UEFA	Union of European Football Associations	161	213	374	1%
ADD	Anti-Doping Denmark	7	306	313	1%
NADO ITALIA	Italian National Anti-Doping Agency	18	292	310	1%
FINCIS/FINADA	Finnish Center for Integrity in Sports/Finnish Anti-Doping Agency	19	287	306	1%
IOC	International Olympic Committee	26	269	295	1%
EA	European Athletics Association	51	244	295	1%
IPC	International Paralympic Committee	30	256	286	1%
FISA	International Rowing Federation	-	276	276	1%
ADAN	Netherlands Anti-Doping Authority	-	269	269	1%
World Rugby	World Rugby	-	258	258	1%
NADA Austria	National Anti-Doping Agency Austria GmbH	-	236	236	1%
SAIDS	South African Institute for Drug-Free Sport	2	220	222	1%
SI	Sport Ireland	1	211	212	1%
HUNADO	Hungarian Anti-Doping Agency	9	175	184	0.6%
POLADA	Polish Anti-Doping Agency	-	176	176	0.6%
BEL-CFWB	French Community of Belgium NADO	10	159	169	0.5%
DFSNZ	Drug Free Sport New Zealand	-	151	151	0.5%
JADA	Japan Anti-Doping Agency	-	145	145	0.5%
ITU	International Triathlon Union	-	140	140	0.4%
NADC Ukraine	National Anti-doping Center of Ukraine	-	135	135	0.4%
IWF	International Weightlifting Federation	96	30	126	0.4%
ADAK	Anti-Doping Agency of Kenya	10	98	108	0.3%
BWF	Badminton World Federation	-	94	94	0.3%
KAZ-NADO	Kazakhstan National Anti-Doping Centre	42	50	92	0.3%
AMADA	Azerbaijan National Anti-Doping Agency	-	91	91	0.3%
ABCD	Brasilian Authority on Anti-Doping Control	23	63	86	0.3%
ICF	International Canoe Federation	2	70	72	0.2%
LAT-NADO	Anti-Doping department of State Sports Medicine Centre	4	61	65	0.2%
EADA	Estonian Anti-Doping Agency	-	64	64	0.2%
COL-NADO	Colombian NADO	9	55	64	0.2%
CADC	Czech Anti-Doping Committee	-	52	52	0.2%

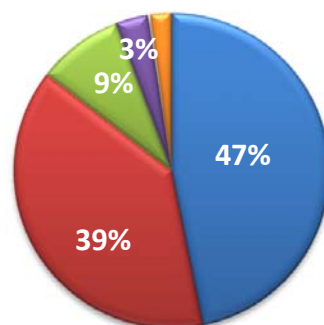
Table 11: Total ABP Samples by Testing Authority* (continued)

ADAMS Code	Testing Authority (TA)	IC	OOC	Total	%
CNOM	Morocco National Olympic Committee	-	52	52	0.2%
SADA	Slovak Anti-Doping Agency	3	37	40	0.1%
SLOADO	Slovenian Antidoping Organization	-	36	36	0.1%
ETH-NADO	Ethiopian Anti doping Organization	11	24	35	0.1%
KADA	Korea Anti-Doping Agency	-	32	32	0.1%
ICMG	International Committee of Mediterranean Games	32	-	32	0.1%
CMA Monaco	Monaco Anti-Doping Committee	-	27	27	0.1%
CMAS	World Underwater Federation	1	25	26	0.1%
BNADA	Belarus National Anti-Doping Agency	10	16	26	0.1%
BUL-NADO	Bulgarian Anti-doping Center	3	21	24	0.1%
EGY-NADO	Egyptian National Anti-doping Organization	-	23	23	0.1%
WSK	World Skate	-	22	22	0.1%
FIVB	International Volleyball Federation	20	2	22	0.1%
UIPM	International Modern Pentathlon Union	-	22	22	0.1%
CIPH	Croatian Institute of Public Health	-	21	21	0.1%
ISMF	International Ski Mountaineering Federation	-	20	20	0.1%
MEX-NADO	Mexican National Anti-Doping Committee	7	12	19	0.1%
ADAS	Anti-Doping Agency of Serbia	-	19	19	0.1%
ADS	Anti-Doping Singapore	-	16	16	0.1%
JADCO	Jamaica Anti-Doping Commission	-	11	11	0.04%
QADC	Qatar Antidoping Commission	-	11	11	0.04%
WSF	World Squash Federation	-	10	10	0.03%
HKG-ADC	Hong Kong Anti-Doping Committee	-	9	9	0.03%
CGF	Commonwealth Games Federation	-	8	8	0.03%
WPV	World Paravolley	-	8	8	0.03%
OCA	Olympic Council of Asia	-	8	8	0.03%
WADA-AMA	World Anti-Doping Agency	-	7	7	0.02%
BADC	Bahamas Anti-Doping Commission	-	7	7	0.02%
BSADA	Bermuda Sport Anti- Doping Authority	-	6	6	0.02%
IHF	International Handball Federation	-	6	6	0.02%
IIHF	International Ice Hockey Federation	-	5	5	0.02%
COCOM	Common Community Commission (Brussels)	1	3	4	0.01%
LTU-NADO	Lithuanian Anti-Doping Agency	-	4	4	0.01%
IOF	International Orienteering Federation	-	4	4	0.01%
FIBA	International Basketball Federation	2	-	2	0.01%
UIM	International Powerboating Union	2	-	2	0.01%
CHN-NF	CHN-National Federations in China	-	1	1	0.003%
IWRF	International Wheelchair Rugby Federation	1	-	1	0.003%
IND-NADO	National Anti Doping Agency -India	1	-	1	0.003%
UWW	United World Wrestling	-	1	1	0.003%
ARM-NADO	Armenian National Anti-Doping Organization	-	1	1	0.003%
AGAD	Andorra National Anti-Doping Commission	1	-	1	0.003%

Totals

4,194 27,071 31,265

2018 ABP by Testing Authority Category



- NADO
- ASOIF
- AIOWF
- OTHER-CS
- ARISF
- Other Sport Orgs

* Note: Although National Federations (NFs) themselves are not signatories to the World Anti-Doping Code and therefore not entitled to authorize testing independently, the rules of some National Anti-Doping Agencies and International Sport Federations may delegate testing authority to these bodies. Tests attributed to NFs therefore may in some instances be a part of NADO or IF programs.

Table 12: Total ABP Samples by Testing Authority Category

ADAMS Code	International Federations	IC	OOB	Total	%
UCI	International Cycling Union	1916	3660	5576	37%
IAAF - AIU	IAAF - Athletics Integrity Unit	5	2600	2605	17%
ITF	International Tennis Federation	79	1056	1135	8%
FIS	International Ski Federation	49	991	1040	7%
FIFA	International Federation of Football Associations	53	919	972	7%
ISU	International Skating Union	616	277	893	6%
IBU	International Biathlon Union	13	798	811	5%
FINA	International Swimming Federation	1	788	789	5%
FISA	International Rowing Federation	-	276	276	2%
World Rugby	World Rugby	-	258	258	2%
ITU	International Triathlon Union	-	140	140	1%
IWF	International Weightlifting Federation	96	30	126	1%
BWF	Badminton World Federation	-	94	94	1%
ICF	International Canoe Federation	2	70	72	0.5%
CMAS	World Underwater Federation	1	25	26	0.2%
WSK	World Skate	-	22	22	0.1%
FIVB	International Volleyball Federation	20	2	22	0.1%
UIPM	International Modern Pentathlon Union	-	22	22	0.1%
ISMF	International Ski Mountaineering Federation	-	20	20	0.1%
WSF	World Squash Federation	-	10	10	0.1%
IHF	International Handball Federation	-	6	6	0.04%
IIHF	International Ice Hockey Federation	-	5	5	0.03%
IOF	International Orienteering Federation	-	4	4	0.03%
UIM	International Powerboating Union	2	-	2	0.01%
FIBA	International Basketball Federation	2	-	2	0.01%
UWW	United World Wrestling	-	1	1	0.01%
Totals		2,855	12,074	14,929	

Table 12: Total ABP Samples by Testing Authority Category - continued

ADAMS Code	Other Sport Organizations*	IC	OOB	Total	%
IRONMAN	World Triathlon Corporation	-	387	387	23%
UEFA	Union of European Football Associations	161	213	374	22%
IOC	International Olympic Committee	26	269	295	17%
EA	European Athletics Association	51	244	295	17%
IPC	International Paralympic Committee	30	256	286	17%
ICMG	International Committee of Mediterranean Games	32	-	32	2%
CGF	Commonwealth Games Federation	-	8	8	0.5%
OCA	Olympic Council of Asia	-	8	8	0.5%
WPV	World Paravolley	-	8	8	0.5%
WADA-AMA	World Anti-Doping Agency	-	7	7	0.4%
CHN-NF	CHN-National Federations in China	-	1	1	0.1%
IWRF	International Wheelchair Rugby Federation	1	0	1	0.1%
Totals		301	1,401	1,702	

Table 12: Total ABP Samples by Testing Authority Category - continued

ADAMS Code	National Anti-Doping Organizations	IC	OOB	Total	%
USADA	US Anti-Doping Agency	7	1102	1109	8%
RUSADA	Russian National Anti-Doping Organization	269	829	1098	8%
NADA	German National Anti-Doping Agency	-	1047	1047	7%
ESP-NADO	Spain National Anti-Doping Agency	143	780	923	6%
ADCH	Antidoping Switzerland	-	859	859	6%
UKAD	UK Anti-Doping	22	770	792	5%
ADNO	Anti-Doping Norway	2	683	685	5%
CHINADA	China Anti-Doping Agency	-	682	682	5%
TADC	Turkish Anti Doping Commission	206	417	623	4%
ASADA	Australian Sports Anti-Doping Authority	3	539	542	4%
ADoP	Portugal Anti-Doping Agency	133	404	537	4%
AFLD-NADO	French Anti-Doping Agency	61	454	515	4%
RF	Swedish Sports Confederation	1	484	485	3%
NADOF	NADO Flanders	-	442	442	3%
CCES	Canadian Centre for Ethics in Sport	-	419	419	3%
ADD	Anti-Doping Denmark	7	306	313	2%
NADO ITALIA	Italian National Anti-Doping Agency	18	292	310	2%
FINCIS/FINADA	Finnish Center for Integrity in Sports/Finnish Anti-Doping Agency	19	287	306	2%
ADAN	Netherlands Anti-Doping Authority	-	269	269	2%
NADA Austria	National Anti-Doping Agency Austria GmbH	-	236	236	2%
SAIDS	South African Institute for Drug-Free Sport	2	220	222	2%
SI	Sport Ireland	1	211	212	1%
HUNADO	Hungarian Anti-Doping Agency	9	175	184	1%
POLADA	Polish Anti-Doping Agency	-	176	176	1%
BEL-CFWB	French Community of Belgium NADO	10	159	169	1%
DFSNZ	Drug Free Sport New Zealand	-	151	151	1%
JADA	Japan Anti-Doping Agency	-	145	145	1%
NADC Ukraine	National Anti-doping Center of Ukraine	-	135	135	1%
ADAK	Anti-Doping Agency of Kenya	10	98	108	1%
KAZ-NADO	Kazakhstan National Anti-Doping Centre	42	50	92	1%
AMADA	Azerbaijan National Anti-Doping Agency	-	91	91	1%
ABCD	Brasilian Authority on Anti-Doping Control	23	63	86	0.6%
LAT-NADO	Anti-Doping department of State Sports Medicine Centre	4	61	65	0.4%
EADA	Estonian Anti-Doping Agency	-	64	64	0.4%
COL-NADO	Colombian NADO	9	55	64	0.4%
CADC	Czech Anti-Doping Committee	-	52	52	0.4%
CNOM	Morocco National Olympic Committee	-	52	52	0.4%
SADA	Slovak Anti-Doping Agency	3	37	40	0.3%
SLOADO	Slovenian Antidoping Organization	-	36	36	0.2%
ETH-NADO	Ethiopian Anti doping Organization	11	24	35	0.2%
KADA	Korea Anti-Doping Agency	-	32	32	0.2%
CMA Monaco	Monaco Anti-Doping Committee	-	27	27	0.2%
BNADA	Belarus National Anti-Doping Agency	10	16	26	0.2%
BUL-NADO	Bulgarian Anti-doping Center	3	22	25	0.2%
EGY-NADO	Egyptian National Anti-doping Organization	-	23	23	0.2%
CIPH	Croatian Institute of Public Health	-	21	21	0.1%
MEX-NADO	Mexican National Anti-Doping Committee	7	12	19	0.1%
ADAS	Anti-Doping Agency of Serbia	-	19	19	0.1%
ADS	Anti-Doping Singapore	-	16	16	0.1%

Table 12: Total ABP Samples by Testing Authority Category - continued

ADAMS Code	National Anti-Doping Organizations	IC	OOC	Total	%
JADCO	Jamaica Anti-Doping Commission	-	11	11	0.1%
QADC	Qatar Antidoping Commission	-	11	11	0.08%
HKG-ADC	Hong Kong Anti-Doping Committee	-	9	9	0.1%
BADC	Bahamas Anti-Doping Commission	-	7	7	0.05%
BSADA	Bermuda Sport Anti- Doping Authority	-	6	6	0.04%
COCOM	Common Community Commission (Brussels)	1	3	4	0.03%
LTU-NADO	Lithuanian Anti-Doping Agency	-	4	4	0.03%
IND-NADO	National Anti Doping Agency -India	1	-	1	0.01%
ARM-NADO	Armenian National Anti-Doping Organization	-	1	1	0.01%
AGAD	Andorra National Anti-Doping Commission	1	-	1	0.01%
Totals		1,038	13,596	14,634	

* Note: Although National Federations (NFs) themselves are not signatories to the World Anti-Doping Code and therefore not entitled to authorize testing independently, the rules of some National Anti-Doping Agencies and International Sport Federations may delegate testing authority to these bodies. Tests attributed to NFs therefore may in some instances be a part of NADO or IF programs.

Table 13: 2018 ABP Testing Figures - ASOIF Sport - Aquatics

ADAMS Code	Testing Authority (TA)	IC	OOC	Total	%
FINA	International Swimming Federation	1	788	789	46%
CHINADA	China Anti-Doping Agency	-	150	150	9%
NADA	German National Anti-Doping Agency	-	87	87	5%
ADCH	Antidoping Switzerland	-	75	75	4%
ESP-NADO	Spain National Anti-Doping Agency	8	54	62	4%
USADA	US Anti-Doping Agency	2	56	58	3%
AFLD-NADO	French Anti-Doping Agency	3	36	39	2%
ASADA	Australian Sports Anti-Doping Authority	-	34	34	2%
ADD	Anti-Doping Denmark	-	33	33	2%
CCES	Canadian Centre for Ethics in Sport	-	32	32	2%
SAIDS	South African Institute for Drug-Free Sport	-	31	31	2%
RUSADA	Russian National Anti-Doping Organization	8	22	30	2%
SI	Sport Ireland	-	29	29	2%
HUNADO	Hungarian Anti-Doping Agency	3	25	28	2%
UKAD	UK Anti-Doping	-	25	25	1%
NADO ITALIA	Italian National Anti-Doping Agency	10	15	25	1%
FINCIS/FINADA	Finnish Center for Integrity in Sports/Finnish Anti-Doping Agency	-	22	22	1%
RF	Swedish Sports Confederation	-	21	21	1%
NADOF	NADO Flanders	-	20	20	1%
ADNO	Anti-Doping Norway	-	19	19	1%
BEL-CFWB	French Community of Belgium NADO	-	18	18	1%
TADC	Turkish Anti Doping Commission	12	4	16	1%
BNADA	Belarus National Anti-Doping Agency	4	9	13	1%
NADA Austria	National Anti-Doping Agency Austria GmbH	-	11	11	1%
ADAN	Netherlands Anti-Doping Authority	-	11	11	1%
JADA	Japan Anti-Doping Agency	-	7	7	0.4%
DFSNZ	Drug Free Sport New Zealand	-	6	6	0.3%
CADC	Czech Anti-Doping Committee	-	6	6	0.3%
EADA	Estonian Anti-Doping Agency	-	6	6	0.3%
AMADA	Azerbaijan National Anti-Doping Agency	-	5	5	0.3%
ABCD	Brasilian Authority on Anti-Doping Control	-	5	5	0.3%
CGF	Commonwealth Games Federation	-	5	5	0.3%
BUL-NADO	Bulgarian Anti-doping Center	-	3	3	0.2%
ADAS	Anti-Doping Agency of Serbia	-	3	3	0.2%
KADA	Korea Anti-Doping Agency	-	2	2	0.1%
BADC	Bahamas Anti-Doping Commission	-	2	2	0.1%
ADoP	Portugal Anti-Doping Agency	-	1	1	0.1%
QADC	Qatar Antidoping Commission	-	1	1	0.1%
JADCO	Jamaica Anti-Doping Commission	-	1	1	0.1%
Totals		51	1,680	1,731	

Table 14: 2018 ABP Testing Figures - ASOIF Sport - Archery

ADAMS Code	Testing Authority (TA)	IC	OOC	Total	%
-	-	-	-	-	-
Totals		0	0	0	

Table 15: 2018 ABP Testing Figures - ASOIF Sport - Athletics

ADAMS Code	Testing Authority (TA)	IC	OOB	Total	%
IAAF - AIU	IAAF - Athletics Integrity Unit	5	2596	2601	42%
RUSADA	Russian National Anti-Doping Organization	227	398	625	10%
TADC	Turkish Anti Doping Commission	187	188	375	6%
EA	European Athletics Association	51	244	295	5%
ESP-NADO	Spain National Anti-Doping Agency	48	221	269	4%
USADA	US Anti-Doping Agency	-	185	185	3%
CHINADA	China Anti-Doping Agency	-	164	164	3%
NADA	German National Anti-Doping Agency	-	152	152	2%
AFLD-NADO	French Anti-Doping Agency	33	98	131	2%
UKAD	UK Anti-Doping	5	108	113	2%
ADCH	Antidoping Switzerland	-	112	112	2%
ADAK	Anti-Doping Agency of Kenya	10	82	92	1%
NADO ITALIA	Italian National Anti-Doping Agency	4	86	90	1%
JADA	Japan Anti-Doping Agency	-	90	90	1%
SAIDS	South African Institute for Drug-Free Sport	-	81	81	1%
SI	Sport Ireland	-	69	69	1%
NADC Ukraine	National Anti-doping Center of Ukraine	-	66	66	1%
RF	Swedish Sports Confederation	-	66	66	1%
ADNO	Anti-Doping Norway	-	65	65	1%
CNOM	Morocco National Olympic Committee	-	52	52	1%
ASADA	Australian Sports Anti-Doping Authority	-	51	51	1%
FINCIS/FINADA	Finnish Center for Integrity in Sports/Finnish Anti-Doping Agency	2	46	48	1%
CCES	Canadian Centre for Ethics in Sport	-	42	42	1%
ETH-NADO	Ethiopian Anti doping Organization	11	24	35	1%
ADD	Anti-Doping Denmark	-	32	32	1%
ICMG	International Committee of Mediterranean Games	31	-	31	0.5%
BEL-CFWB	French Community of Belgium NADO	1	24	25	0.4%
KAZ-NADO	Kazakhstan National Anti-Doping Centre	17	8	25	0.4%
NADOF	NADO Flanders	-	23	23	0.4%
LAT-NADO	Anti-Doping department of State Sports Medicine Centre	-	23	23	0.4%
ADAN	Netherlands Anti-Doping Authority	-	22	22	0.4%
CIPH	Croatian Institute of Public Health	-	15	15	0.2%
NADA Austria	National Anti-Doping Agency Austria GmbH	-	14	14	0.2%
SLOADO	Slovenian Antidoping Organization	-	13	13	0.2%
ADoP	Portugal Anti-Doping Agency	2	11	13	0.2%
SADA	Slovak Anti-Doping Agency	-	13	13	0.2%
ABCD	Brasilian Authority on Anti-Doping Control	13	-	13	0.2%
HUNADO	Hungarian Anti-Doping Agency	-	12	12	0.2%
DFSNZ	Drug Free Sport New Zealand	-	11	11	0.2%
CADC	Czech Anti-Doping Committee	-	11	11	0.2%
POLADA	Polish Anti-Doping Agency	-	11	11	0.2%
JADCO	Jamaica Anti-Doping Commission	-	10	10	0.2%
AMADA	Azerbaijan National Anti-Doping Agency	-	9	9	0.1%
ADS	Anti-Doping Singapore	-	9	9	0.1%
EADA	Estonian Anti-Doping Agency	-	8	8	0.1%
MEX-NADO	Mexican National Anti-Doping Committee	7	-	7	0.1%
BADC	Bahamas Anti-Doping Commission	-	5	5	0.1%
OCA	Olympic Council of Asia	-	5	5	0.1%
QADC	Qatar Antidoping Commission	-	5	5	0.1%
ADAS	Anti-Doping Agency of Serbia	-	4	4	0.1%
EGY-NADO	Egyptian National Anti-doping Organization	-	4	4	0.1%
KADA	Korea Anti-Doping Agency	-	3	3	0.05%
BNADA	Belarus National Anti-Doping Agency	2	1	3	0.05%
CMA Monaco	Monaco Anti-Doping Committee	-	2	2	0.03%
BSADA	Bermuda Sport Anti- Doping Authority	-	2	2	0.03%

Table 15: 2018 ABP Testing Figures - ASOIF Sport - Athletics (continued)

ADAMS Code	Testing Authority (TA)	IC	OOC	Total	%
CGF	Commonwealth Games Federation	-	2	2	0.03%
IND-NADO	National Anti Doping Agency -India	1	-	1	0.02%
CHN-NF	CHN-National Federations in China	-	1	1	0.02%
FIS	International Ski Federation	-	1	1	0.02%
COCOM	Common Community Commission (Brussels)	-	1	1	0.02%
COL-NADO	Colombian NADO	-	1	1	0.02%
LTU-NADO	Lithuanian Anti-Doping Agency	-	1	1	0.02%
Totals		657	5,603	6,260	

Table 16: 2018 ABP Testing Figures - ASOIF Sport - Badminton

ADAMS Code	Testing Authority (TA)	IC	OOC	Total	%
BWF	Badminton World Federation	-	94	94	82%
ADD	Anti-Doping Denmark	-	13	13	11%
JADA	Japan Anti-Doping Agency	-	8	8	7%
Totals		0	115	115	

Table 17: 2018 ABP Testing Figures - ASOIF Sport - Basketball

ADAMS Code	Testing Authority (TA)	IC	OOC	Total	%
USADA	US Anti-Doping Agency	-	4	4	67%
FIBA	International Basketball Federation	2	-	2	33%
Totals		2	4	6	

Table 18: 2018 ABP Blood Passport Testing Figures - ASOIF Sport - Boxing

ADAMS Code	Testing Authority (TA)	IC	OOC	Total	%
UKAD	UK Anti-Doping	-	46	46	39%
AFLD-NADO	French Anti-Doping Agency	-	14	14	12%
RF	Swedish Sports Confederation	-	11	11	9%
AMADA	Azerbaijan National Anti-Doping Agency	-	8	8	7%
BEL-CFWB	French Community of Belgium NADO	-	8	8	7%
ASADA	Australian Sports Anti-Doping Authority	-	6	6	5%
SI	Sport Ireland	-	5	5	4%
USADA	US Anti-Doping Agency	-	4	4	3%
ADNO	Anti-Doping Norway	-	4	4	3%
CMA Monaco	Monaco Anti-Doping Committee	-	4	4	3%
BUL-NADO	Bulgarian Anti-doping Center	-	3	3	3%
NADA	German National Anti-Doping Agency	-	2	2	2%
CCES	Canadian Centre for Ethics in Sport	-	2	2	2%
NADO ITALIA	Italian National Anti-Doping Agency	-	1	1	1%
ADAK	Anti-Doping Agency of Kenya	-	1	1	1%
Totals		0	119	119	

Table 19: 2018 ABP Blood Passport Testing Figures - ASOIF Sport - Canoe / Kayak

ADAMS Code	Testing Authority (TA)	IC	OOB	Total	%
NADA	German National Anti-Doping Agency	-	85	85	12%
CHINADA	China Anti-Doping Agency	-	83	83	11%
ICF	International Canoe Federation	2	70	72	10%
ESP-NADO	Spain National Anti-Doping Agency	15	54	69	9%
HUNADO	Hungarian Anti-Doping Agency	-	58	58	8%
CCES	Canadian Centre for Ethics in Sport	-	41	41	6%
ASADA	Australian Sports Anti-Doping Authority	-	34	34	5%
RUSADA	Russian National Anti-Doping Organization	13	19	32	4%
ADD	Anti-Doping Denmark	-	32	32	4%
NADC Ukraine	National Anti-doping Center of Ukraine	-	28	28	4%
POLADA	Polish Anti-Doping Agency	-	25	25	3%
ADNO	Anti-Doping Norway	-	19	19	3%
SAIDS	South African Institute for Drug-Free Sport	-	16	16	2%
RF	Swedish Sports Confederation	-	16	16	2%
FINCIS/FINADA	Finnish Center for Integrity in Sports/Finnish Anti-Doping Agency	3	13	16	2%
DFSNZ	Drug Free Sport New Zealand	-	14	14	2%
SADA	Slovak Anti-Doping Agency	3	9	12	2%
LAT-NADO	Anti-Doping department of State Sports Medicine Centre	-	11	11	2%
NADO ITALIA	Italian National Anti-Doping Agency	2	7	9	1%
BNADA	Belarus National Anti-Doping Agency	4	4	8	1%
MEX-NADO	Mexican National Anti-Doping Committee	-	8	8	1%
NADA Austria	National Anti-Doping Agency Austria GmbH	-	7	7	1%
ADAS	Anti-Doping Agency of Serbia	-	6	6	1%
SI	Sport Ireland	-	5	5	1%
COL-NADO	Colombian NADO	-	5	5	1%
BUL-NADO	Bulgarian Anti-doping Center	-	3	3	0.4%
KADA	Korea Anti-Doping Agency	-	3	3	0.4%
SLOADO	Slovenian Antidoping Organization	-	2	2	0.3%
CADC	Czech Anti-Doping Committee	-	2	2	0.3%
OCA	Olympic Council of Asia	-	1	1	0.1%
LTU-NADO	Lithuanian Anti-Doping Agency	-	1	1	0.1%
ABCD	Brasilian Authority on Anti-Doping Control	-	1	1	0.1%
USADA	US Anti-Doping Agency	-	1	1	0.1%
ADoP	Portugal Anti-Doping Agency	-	1	1	0.1%
JADA	Japan Anti-Doping Agency	-	1	1	0.1%
Totals		42	685	727	

Table 20: 2018 ABP Testing Figures - ASOIF Sport - Cycling

ADAMS Code	Testing Authority (TA)	IC	OOC	Total	%
UCI	International Cycling Union	1916	3627	5543	64%
ADCH	Antidoping Switzerland	-	349	349	4%
NADO F	NADO Flanders	-	343	343	4%
ESP-NADO	Spain National Anti-Doping Agency	65	230	295	3%
UKAD	UK Anti-Doping	17	207	224	3%
USADA	US Anti-Doping Agency	-	219	219	3%
ADoP	Portugal Anti-Doping Agency	131	71	202	2%
ADNO	Anti-Doping Norway	-	138	138	2%
ADAN	Netherlands Anti-Doping Authority	-	137	137	2%
CHINADA	China Anti-Doping Agency	-	127	127	1%
AFLD-NADO	French Anti-Doping Agency	25	82	107	1%
ASADA	Australian Sports Anti-Doping Authority	-	94	94	1%
BEL-CFWB	French Community of Belgium NADO	9	78	87	1%
CCES	Canadian Centre for Ethics in Sport	-	85	85	1%
ADD	Anti-Doping Denmark	7	69	76	1%
NADO ITALIA	Italian National Anti-Doping Agency	1	69	70	1%
RF	Swedish Sports Confederation	-	66	66	1%
RUSADA	Russian National Anti-Doping Organization	5	57	62	1%
SAIDS	South African Institute for Drug-Free Sport	2	59	61	1%
DFSNZ	Drug Free Sport New Zealand	-	61	61	1%
SI	Sport Ireland	1	58	59	1%
TADC	Turkish Anti Doping Commission	7	42	49	1%
NADA Austria	National Anti-Doping Agency Austria GmbH	-	46	46	1%
COL-NADO	Colombian NADO	9	32	41	0.5%
NADA	German National Anti-Doping Agency	-	36	36	0.4%
AMADA	Azerbaijan National Anti-Doping Agency	-	25	25	0.3%
KAZ-NADO	Kazakhstan National Anti-Doping Centre	25	-	25	0.3%
SLOADO	Slovenian Antidoping Organization	-	16	16	0.2%
LAT-NADO	Anti-Doping department of State Sports Medicine Centre	-	15	15	0.2%
POLADA	Polish Anti-Doping Agency	-	11	11	0.1%
CADC	Czech Anti-Doping Committee	-	10	10	0.1%
FINCIS/FINADA	Finnish Center for Integrity in Sports/Finnish Anti-Doping Agency	-	8	8	0.1%
ADS	Anti-Doping Singapore	-	6	6	0.1%
SADA	Slovak Anti-Doping Agency	-	4	4	0.05%
HKG-ADC	Hong Kong Anti-Doping Committee	-	4	4	0.05%
KADA	Korea Anti-Doping Agency	-	3	3	0.03%
ADAS	Anti-Doping Agency of Serbia	-	3	3	0.03%
CIPH	Croatian Institute of Public Health	-	3	3	0.03%
ABCD	Brasilian Authority on Anti-Doping Control	-	3	3	0.03%
JADA	Japan Anti-Doping Agency	-	2	2	0.02%
HUNADO	Hungarian Anti-Doping Agency	-	1	1	0.01%
CMA Monaco	Monaco Anti-Doping Committee	-	1	1	0.01%
OCA	Olympic Council of Asia	-	1	1	0.01%
Totals		2,220	6,498	8,718	

Table 21: 2018 ABP Testing Figures - ASOIF Sport - Equestrian

ADAMS Code	Testing Authority (TA)	IC	OOC	Total	%
-	-	-	-	-	-
Totals		0	0	0	

Table 22: 2018 ABP Testing Figures - ASOIF Sport - Fencing

ADAMS Code	Testing Authority (TA)	IC	OOC	Total	%
HUNADO	Hungarian Anti-Doping Agency	-	3	3	20%
ADoP	Portugal Anti-Doping Agency	-	1	1	7%
Totals		0	4	4	

Table 23: 2018 ABP Testing Figures - ASOIF Sport - Field Hockey

ADAMS Code	Testing Authority (TA)	IC	OOC	Total	%
ASADA	Australian Sports Anti-Doping Authority	-	9	9	60%
DFSNZ	Drug Free Sport New Zealand	-	3	3	20%
USADA	US Anti-Doping Agency	-	2	2	13%
OCA	Olympic Council of Asia	-	1	1	7%
Totals		0	15	15	

Table 24: 2018 ABP Testing Figures - ASOIF Sport - Football

ADAMS Code	Testing Authority (TA)	IC	OOC	Total	%
FIFA	International Federation of Football Associations	53	919	972	38%
UEFA	Union of European Football Associations	161	213	374	15%
ADoP	Portugal Anti-Doping Agency	-	307	307	12%
TADC	Turkish Anti Doping Commission	-	182	182	7%
RUSADA	Russian National Anti-Doping Organization	9	128	137	5%
UKAD	UK Anti-Doping	-	136	136	5%
ESP-NADO	Spain National Anti-Doping Agency	-	108	108	4%
AFLD-NADO	French Anti-Doping Agency	-	57	57	2%
NADA Austria	National Anti-Doping Agency Austria GmbH	-	44	44	2%
POLADA	Polish Anti-Doping Agency	-	40	40	2%
RF	Swedish Sports Confederation	-	33	33	1%
ABCD	Brasilian Authority on Anti-Doping Control	-	33	33	1%
NADA	German National Anti-Doping Agency	-	29	29	1%
NADO ITALIA	Italian National Anti-Doping Agency	-	21	21	1%
AMADA	Azerbaijan National Anti-Doping Agency	-	20	20	1%
ADCH	Antidoping Switzerland	-	7	7	0.3%
BEL-CFWB	French Community of Belgium NADO	-	6	6	0.2%
ASADA	Australian Sports Anti-Doping Authority	-	5	5	0.2%
QADC	Qatar Antidoping Commission	-	5	5	0.2%
USADA	US Anti-Doping Agency	-	4	4	0.2%
ADAK	Anti-Doping Agency of Kenya	-	3	3	0.1%
COCOM	Common Community Commission (Brussels)	1	1	2	0.1%
MEX-NADO	Mexican National Anti-Doping Committee	-	2	2	0.1%
Totals		224	2,303	2,527	

Table 25: 2018 ABP Testing Figures - ASOIF Sport - Golf

ADAMS Code	Testing Authority (TA)	IC	OOC	Total	%
-	-	-	-	-	-
Totals		0	0	0	

Table 26: 2018 ABP Testing Figures - ASOIF Sport - Gymnastics

ADAMS Code	Testing Authority (TA)	IC	OOB	Total	%
USADA	US Anti-Doping Agency	-	10	10	40%
ABCD	Brasilian Authority on Anti-Doping Control	-	9	9	36%
ADoP	Portugal Anti-Doping Agency	-	2	2	8%
JADA	Japan Anti-Doping Agency	-	2	2	8%
UKAD	UK Anti-Doping	-	1	1	4%
HUNADO	Hungarian Anti-Doping Agency	-	1	1	4%
Totals		0	25	25	

Table 27: 2018 ABP Testing Figures - ASOIF Sport - Handball

ADAMS Code	Testing Authority (TA)	IC	OOB	Total	%
ADNO	Anti-Doping Norway	-	46	46	84%
IHF	International Handball Federation	-	6	6	11%
AMADA	Azerbaijan National Anti-Doping Agency	-	2	2	4%
USADA	US Anti-Doping Agency	-	1	1	2%
Totals		0	55	55	

Table 28: 2018 ABP Testing Figures - ASOIF Sport - Judo

ADAMS Code	Testing Authority (TA)	IC	OOB	Total	%
USADA	US Anti-Doping Agency	-	10	10	29%
HUNADO	Hungarian Anti-Doping Agency	-	9	9	26%
CMA Monaco	Monaco Anti-Doping Committee	-	4	4	11%
ADNO	Anti-Doping Norway	-	3	3	9%
AMADA	Azerbaijan National Anti-Doping Agency	-	3	3	9%
JADA	Japan Anti-Doping Agency	-	2	2	6%
ABCD	Brasilian Authority on Anti-Doping Control	-	1	1	3%
SAIDS	South African Institute for Drug-Free Sport	-	1	1	3%
ADoP	Portugal Anti-Doping Agency	-	1	1	3%
ADCH	Antidoping Switzerland	-	1	1	3%
Totals		0	35	35	

Table 29: 2018 ABP Testing Figures - ASOIF Sport - Modern Pentathlon

ADAMS Code	Testing Authority (TA)	IC	OOB	Total	%
UIPM	International Modern Pentathlon Union	-	22	22	51%
AFLD-NADO	French Anti-Doping Agency	-	13	13	30%
SI	Sport Ireland	-	4	4	9%
NADA	German National Anti-Doping Agency	-	2	2	5%
ASADA	Australian Sports Anti-Doping Authority	-	1	1	2%
HUNADO	Hungarian Anti-Doping Agency	-	1	1	2%
Totals		0	43	43	

Table 30: 2018 ABP Testing Figures - ASOIF Sport - Rowing

ADAMS Code	Testing Authority (TA)	IC	OOC	Total	%
FISA	International Rowing Federation	-	275	275	26%
NADA	German National Anti-Doping Agency	-	196	196	19%
CHINADA	China Anti-Doping Agency	-	68	68	7%
UKAD	UK Anti-Doping	-	60	60	6%
POLADA	Polish Anti-Doping Agency	-	52	52	5%
NADC Ukraine	National Anti-doping Center of Ukraine	-	41	41	4%
ESP-NADO	Spain National Anti-Doping Agency	-	41	41	4%
AFLD-NADO	French Anti-Doping Agency	-	38	38	4%
ADD	Anti-Doping Denmark	-	36	36	3%
CCES	Canadian Centre for Ethics in Sport	-	24	24	2%
DFSNZ	Drug Free Sport New Zealand	-	23	23	2%
ADNO	Anti-Doping Norway	-	19	19	2%
SAIDS	South African Institute for Drug-Free Sport	-	18	18	2%
ASADA	Australian Sports Anti-Doping Authority	-	15	15	1%
RUSADA	Russian National Anti-Doping Organization	6	7	13	1%
SI	Sport Ireland	-	13	13	1%
ADCH	Antidoping Switzerland	-	12	12	1%
RF	Swedish Sports Confederation	-	12	12	1%
EADA	Estonian Anti-Doping Agency	-	12	12	1%
NADA Austria	National Anti-Doping Agency Austria GmbH	-	11	11	1%
CADC	Czech Anti-Doping Committee	-	10	10	1%
USADA	US Anti-Doping Agency	-	9	9	1%
FINCIS/FINADA	Finnish Center for Integrity in Sports/Finnish Anti-Doping Agency	1	8	9	1%
NADO ITALIA	Italian National Anti-Doping Agency	-	8	8	1%
HKG-ADC	Hong Kong Anti-Doping Committee	-	5	5	0.5%
ABCD	Brasilian Authority on Anti-Doping Control	1	2	3	0.3%
CMA Monaco	Monaco Anti-Doping Committee	-	3	3	0.3%
AMADA	Azerbaijan National Anti-Doping Agency	-	3	3	0.3%
CIPH	Croatian Institute of Public Health	-	3	3	0.3%
KADA	Korea Anti-Doping Agency	-	3	3	0.3%
FIS	International Ski Federation	-	2	2	0.2%
MEX-NADO	Mexican National Anti-Doping Committee	-	2	2	0.2%
HUNADO	Hungarian Anti-Doping Agency	-	1	1	0.1%
ADAS	Anti-Doping Agency of Serbia	-	1	1	0.1%
ADS	Anti-Doping Singapore	-	1	1	0.1%
Totals		8	1034	1042	

Table 31: 2018 ABP Testing Figures - ASOIF Sport - Rugby Union

ADAMS Code	Testing Authority (TA)	IC	OOC	Total	%
World Rugby	World Rugby	-	258	258	91%
AFLD-NADO	French Anti-Doping Agency	-	11	11	4%
ADAK	Anti-Doping Agency of Kenya	-	1	1	0%
USADA	US Anti-Doping Agency	-	5	5	2%
ASADA	Australian Sports Anti-Doping Authority	-	5	5	2%
JADA	Japan Anti-Doping Agency	-	1	1	0.4%
CGF	Commonwealth Games Federation	-	1	1	0.4%
Totals		0	282	282	

Table 32: 2018 ABP Testing Figures - ASOIF Sport - Sailing

ADAMS Code	Testing Authority (TA)	IC	OOB	Total	%
ADoP	Portugal Anti-Doping Agency	-	5	5	2%
Totals		0	5	5	

Table 33: 2018 ABP Testing Figures - ASOIF Sport - Shooting

ADAMS Code	Testing Authority (TA)	IC	OOB	Total	%
HUNADO	Hungarian Anti-Doping Agency	-	3	3	1%
Totals		0	3	3	

Table 34: 2018 ABP Testing Figures - ASOIF Sport - Table Tennis

ADAMS Code	Testing Authority (TA)	IC	OOB	Total	%
-	-	-	-	-	-
Totals		0	0	0	

Table 35: 2018 ABP Testing Figures - ASOIF Sport - Taekwondo

ADAMS Code	Testing Authority (TA)	IC	OOB	Total	%
ADNO	Anti-Doping Norway	-	3	3	25%
CCES	Canadian Centre for Ethics in Sport	-	3	3	25%
USADA	US Anti-Doping Agency	-	2	2	17%
AMADA	Azerbaijan National Anti-Doping Agency	-	2	2	17%
WADA-AMA	World Anti-Doping Agency	-	1	1	8%
JADA	Japan Anti-Doping Agency	-	1	1	8%
Totals		0	12	12	

Table 36: 2018 ABP Testing Figures - ASOIF Sport - Tennis

ADAMS Code	Testing Authority (TA)	IC	OOB	Total	%
ITF	International Tennis Federation	79	969	1048	95%
AFLD-NADO	French Anti-Doping Agency	-	13	13	1%
UKAD	UK Anti-Doping	-	11	11	1%
USADA	US Anti-Doping Agency	-	8	8	0.7%
NADA Austria	National Anti-Doping Agency Austria GmbH	-	7	7	0.6%
ADCH	Antidoping Switzerland	-	7	7	0.6%
ADNO	Anti-Doping Norway	-	3	3	0.3%
HUNADO	Hungarian Anti-Doping Agency	-	2	2	0.2%
ADD	Anti-Doping Denmark	-	2	2	0.2%
CMA Monaco	Monaco Anti-Doping Committee	-	2	2	0.2%
Totals		79	1024	1,103	

Table 37: 2018 ABP Testing Figures - ASOIF Sport - Triathlon

ADAMS Code	Testing Authority (TA)	IC	OOC	Total	%
NADA	German National Anti-Doping Agency	-	131	131	15%
ITU	International Triathlon Union	-	130	130	15%
UKAD	UK Anti-Doping	-	77	77	9%
NADO F	NADO Flanders	-	52	52	6%
ESP-NADO	Spain National Anti-Doping Agency	5	45	50	6%
CHINADA	China Anti-Doping Agency	-	46	46	5%
ADD	Anti-Doping Denmark	-	44	44	5%
ASADA	Australian Sports Anti-Doping Authority	1	35	36	4%
ADNO	Anti-Doping Norway	1	27	28	3%
CCES	Canadian Centre for Ethics in Sport	-	28	28	3%
NADA Austria	National Anti-Doping Agency Austria GmbH	-	21	21	2%
AFLD-NADO	French Anti-Doping Agency	-	21	21	2%
DFSNZ	Drug Free Sport New Zealand	-	21	21	2%
ADAN	Netherlands Anti-Doping Authority	-	20	20	2%
FINCIS/FINADA	Finnish Center for Integrity in Sports/Finnish Anti-Doping Agency	1	17	18	2%
ADCH	Antidoping Switzerland	-	16	16	2%
RUSADA	Russian National Anti-Doping Organization	-	14	14	2%
NADO ITALIA	Italian National Anti-Doping Agency	-	14	14	2%
SAIDS	South African Institute for Drug-Free Sport	-	12	12	1%
BEL-CFWB	French Community of Belgium NADO	-	11	11	1%
USADA	US Anti-Doping Agency	-	9	9	1%
RF	Swedish Sports Confederation	-	9	9	1%
ABCD	Brasilian Authority on Anti-Doping Control	3	6	9	1%
AMADA	Azerbaijan National Anti-Doping Agency	-	8	8	1%
SI	Sport Ireland	-	5	5	1%
EADA	Estonian Anti-Doping Agency	-	5	5	1%
IRONMAN	World Triathlon Corporation	-	3	3	0.3%
SADA	Slovak Anti-Doping Agency	-	3	3	0.3%
KADA	Korea Anti-Doping Agency	-	3	3	0.3%
BSADA	Bermuda Sport Anti- Doping Authority	-	3	3	0.3%
CADC	Czech Anti-Doping Committee	-	3	3	0.3%
COL-NADO	Colombian NADO	-	2	2	0.2%
ADAS	Anti-Doping Agency of Serbia	-	2	2	0.2%
ADoP	Portugal Anti-Doping Agency	-	2	2	0.2%
JADA	Japan Anti-Doping Agency	-	1	1	0.1%
COCOM	Common Community Commission (Brussels)	-	1	1	0.1%
HUNADO	Hungarian Anti-Doping Agency	-	1	1	0.1%
Totals		11	848	859	

Table 38: 2018 ABP Testing Figures - ASOIF Sport - Volleyball

ADAMS Code	Testing Authority (TA)	IC	OOC	Total	%
FIVB	International Volleyball Federation	20	2	22	56%
ADAK	Anti-Doping Agency of Kenya	-	9	9	23%
USADA	US Anti-Doping Agency	-	4	4	10%
ABCD	Brasilian Authority on Anti-Doping Control	-	2	2	5%
ICMG	International Committee of Mediterranean Games	1	-	1	3%
ADCH	Antidoping Switzerland	-	1	1	3%
Totals		21	18	39	

Table 39: 2018 ABP Testing Figures - ASOIF Sport - Weightlifting

ADAMS Code	Testing Authority (TA)	IC	OOC	Total	%
IWF	International Weightlifting Federation	96	30	126	51%
USADA	US Anti-Doping Agency	-	80	80	33%
ASADA	Australian Sports Anti-Doping Authority	-	10	10	4%
EGY-NADO	Egyptian National Anti-doping Organization	-	8	8	3%
JADA	Japan Anti-Doping Agency	-	8	8	3%
WADA-AMA	World Anti-Doping Agency	-	6	6	2%
HUNADO	Hungarian Anti-Doping Agency	-	6	6	2%
CCES	Canadian Centre for Ethics in Sport	-	2	2	1%
Totals		96	150	246	

Table 40: 2018 ABP Testing Figures - ASOIF Sport - Wrestling

ADAMS Code	Testing Authority (TA)	IC	OOC	Total	%
HUNADO	Hungarian Anti-Doping Agency	-	30	30	25%
RF	Swedish Sports Confederation	-	21	21	17%
AFLD-NADO	French Anti-Doping Agency	-	15	15	12%
ADNO	Anti-Doping Norway	-	14	14	11%
USADA	US Anti-Doping Agency	-	12	12	10%
JADA	Japan Anti-Doping Agency	-	8	8	7%
ADD	Anti-Doping Denmark	-	5	5	4%
ASADA	Australian Sports Anti-Doping Authority	-	4	4	3%
AMADA	Azerbaijan National Anti-Doping Agency	-	3	3	2%
EGY-NADO	Egyptian National Anti-doping Organization	-	3	3	2%
BUL-NADO	Bulgarian Anti-doping Center	-	3	3	2%
NADO ITALIA	Italian National Anti-Doping Agency	-	2	2	2%
UWW	United World Wrestling	-	1	1	1%
ADoP	Portugal Anti-Doping Agency	-	1	1	1%
Totals		0	122	122	

Table 41: 2018 ABP Testing Figures - AIOWF Sport - Biathlon

ADAMS Code	Testing Authority (TA)	IC	OOB	Total	%
IBU	International Biathlon Union	13	798	811	58%
NADA	German National Anti-Doping Agency	-	102	102	7%
ADCH	Antidoping Switzerland	-	71	71	5%
RUSADA	Russian National Anti-Doping Organization	1	62	63	4%
IOC	International Olympic Committee	-	60	60	4%
RF	Swedish Sports Confederation	1	53	54	4%
ADNO	Anti-Doping Norway	-	49	49	3%
CCES	Canadian Centre for Ethics in Sport	-	36	36	3%
FINCIS/FINADA	Finnish Center for Integrity in Sports/Finnish Anti-Doping Agency	3	31	34	2%
KAZ-NADO	Kazakhstan National Anti-Doping Centre	-	31	31	2%
NADA Austria	National Anti-Doping Agency Austria GmbH	-	16	16	1%
AFLD-NADO	French Anti-Doping Agency	-	15	15	1%
EADA	Estonian Anti-Doping Agency	-	11	11	1%
BUL-NADO	Bulgarian Anti-doping Center	3	7	10	1%
NADO ITALIA	Italian National Anti-Doping Agency	-	10	10	1%
SADA	Slovak Anti-Doping Agency	-	8	8	1%
USADA	US Anti-Doping Agency	-	4	4	0.3%
LAT-NADO	Anti-Doping department of State Sports Medicine Centre	-	4	4	0.3%
UKAD	UK Anti-Doping	-	3	3	0.2%
ASADA	Australian Sports Anti-Doping Authority	-	3	3	0.2%
CADC	Czech Anti-Doping Committee	-	3	3	0.2%
BNADA	Belarus National Anti-Doping Agency	-	2	2	0.1%
SLOADO	Slovenian Antidoping Organization	-	2	2	0.1%
KADA	Korea Anti-Doping Agency	-	2	2	0.1%
LTU-NADO	Lithuanian Anti-Doping Agency	-	1	1	0.1%
Totals		21	1384	1405	

Table 42: 2018 ABP Testing Figures - AIOWF Sport - Bobsleigh

ADAMS Code	Testing Authority (TA)	IC	OOB	Total	%
ADCH	Antidoping Switzerland	-	24	24	69%
CMA Monaco	Monaco Anti-Doping Committee	-	5	5	14%
USADA	US Anti-Doping Agency	-	4	4	11%
NADA	German National Anti-Doping Agency	-	1	1	3%
IOC	International Olympic Committee	-	1	1	3%
Totals		0	35	35	

Table 43: 2018 ABP Testing Figures - AIOWF Sport - Curling

ADAMS Code	Testing Authority (TA)	IC	OOB	Total	%
-	-	-	-	-	-
Totals		0	0	0	

Table 44: 2018 ABP Testing Figures - AIOWF Sport - Ice Hockey

ADAMS Code	Testing Authority (TA)	IC	OOC	Total	%
NADA Austria	National Anti-Doping Agency Austria GmbH	-	28	28	39%
IOC	International Olympic Committee	-	18	18	25%
HUNADO	Hungarian Anti-Doping Agency	6	7	13	18%
ADCH	Antidoping Switzerland	-	6	6	8%
IIHF	International Ice Hockey Federation	-	5	5	7%
USADA	US Anti-Doping Agency	-	2	2	3%
Totals		6	66	72	

Table 45: 2018 ABP Testing Figures - AIOWF Sport - Luge

ADAMS Code	Testing Authority (TA)	IC	OOC	Total	%
ADCH	Antidoping Switzerland	-	4	4	57%
USADA	US Anti-Doping Agency	-	2	2	29%
IOC	International Olympic Committee	-	1	1	14%
Totals		0	7	7	

Table 46: 2018 ABP Testing Figures - AIOWF Sport - Skating

ADAMS Code	Testing Authority (TA)	IC	OOC	Total	%
ISU	International Skating Union	616	277	893	59%
IOC	International Olympic Committee	-	120	120	8%
ADAN	Netherlands Anti-Doping Authority	-	79	79	5%
CCES	Canadian Centre for Ethics in Sport	-	75	75	5%
NADA	German National Anti-Doping Agency	-	57	57	4%
RUSADA	Russian National Anti-Doping Organization	-	53	53	3%
CHINADA	China Anti-Doping Agency	-	44	44	3%
ADNO	Anti-Doping Norway	-	40	40	3%
POLADA	Polish Anti-Doping Agency	-	32	32	2%
FINCIS/FINADA	Finnish Center for Integrity in Sports/Finnish Anti-Doping Agency	-	24	24	2%
USADA	US Anti-Doping Agency	-	22	22	1%
NADO ITALIA	Italian National Anti-Doping Agency	-	16	16	1%
HUNADO	Hungarian Anti-Doping Agency	-	13	13	1%
RF	Swedish Sports Confederation	-	12	12	1%
ADCH	Antidoping Switzerland	-	10	10	1%
ASADA	Australian Sports Anti-Doping Authority	-	5	5	0.3%
EADA	Estonian Anti-Doping Agency	-	5	5	0.3%
NADOF	NADO Flanders	-	4	4	0.3%
JADA	Japan Anti-Doping Agency	-	4	4	0.3%
LAT-NADO	Anti-Doping department of State Sports Medicine Centre	-	3	3	0.2%
KADA	Korea Anti-Doping Agency	-	3	3	0.2%
CADC	Czech Anti-Doping Committee	-	2	2	0.1%
TADC	Turkish Anti Doping Commission	-	1	1	0.1%
ADD	Anti-Doping Denmark	-	1	1	0.1%
AFLD-NADO	French Anti-Doping Agency	-	1	1	0.1%
DFSNZ	Drug Free Sport New Zealand	-	1	1	0.1%
Totals		616	904	1,520	

Table 47: 2018 ABP Testing Figures - AIOWF Sport - Skiing

ADAMS Code	Testing Authority (TA)	IC	OOC	Total	%
FIS	International Ski Federation	49	987	1036	51%
ADNO	Anti-Doping Norway	1	199	200	10%
NADA	German National Anti-Doping Agency	-	125	125	6%
RF	Swedish Sports Confederation	-	124	124	6%
ADCH	Antidoping Switzerland	-	112	112	6%
FINCIS/FINADA	Finnish Center for Integrity in Sports/Finnish Anti-Doping Agency	9	100	109	5%
IOC	International Olympic Committee	26	69	95	5%
RUSADA	Russian National Anti-Doping Organization	-	58	58	3%
AFLD-NADO	French Anti-Doping Agency	-	30	30	1%
NADA Austria	National Anti-Doping Agency Austria GmbH	-	28	28	1%
EADA	Estonian Anti-Doping Agency	-	16	16	1%
USADA	US Anti-Doping Agency	-	14	14	1%
NADO ITALIA	Italian National Anti-Doping Agency	-	12	12	1%
UKAD	UK Anti-Doping	-	12	12	1%
KAZ-NADO	Kazakhstan National Anti-Doping Centre	-	11	11	1%
CCES	Canadian Centre for Ethics in Sport	-	10	10	0.5%
LAT-NADO	Anti-Doping department of State Sports Medicine Centre	4	4	8	0.4%
CMA Monaco	Monaco Anti-Doping Committee	-	6	6	0.3%
POLADA	Polish Anti-Doping Agency	-	5	5	0.2%
CADC	Czech Anti-Doping Committee	-	5	5	0.2%
ASADA	Australian Sports Anti-Doping Authority	-	5	5	0.2%
SLOADO	Slovenian Antidoping Organization	-	3	3	0.1%
ESP-NADO	Spain National Anti-Doping Agency	-	3	3	0.1%
KADA	Korea Anti-Doping Agency	-	3	3	0.1%
DFSNZ	Drug Free Sport New Zealand	-	2	2	0.1%
ARM-NADO	Armenian National Anti-Doping Organization	-	1	1	0.05%
AGAD	Andorra National Anti-Doping Commission	1	-	1	0.05%
LTU-NADO	Lithuanian Anti-Doping Agency	-	1	1	0.05%
Totals		90	1,945	2,035	

Table 48: Total 2018 ABP Testing Figures - ARISF Sports

Cricket					
ADAMS Code	Testing Authority (TA)	IC	OOC	Total	%
ASADA	Australian Sports Anti-Doping Authority	-	37	37	100%
Totals		0	37	37	
Karate					
ADAMS Code	Testing Authority (TA)	IC	OOC	Total	%
USADA	US Anti-Doping Agency	-	2	2	50%
AMADA	Azerbaijan National Anti-Doping Agency	-	1	1	25%
LAT-NADO	Anti-Doping department of State Sports Medicine Centre	-	1	1	25%
Totals		0	4	4	
Lifesaving					
ADAMS Code	Testing Authority (TA)	IC	OOC	Total	%
ASADA	Australian Sports Anti-Doping Authority	-	16	16	100%
Totals		0	16	16	
Motorcycling					
ADAMS Code	Testing Authority (TA)	IC	OOC	Total	%
USADA	US Anti-Doping Agency	1	8	9	100%
Totals		1	8	9	
Mountaineering and Climbing					
ADAMS Code	Testing Authority (TA)	IC	OOC	Total	%
RUSADA	Russian National Anti-Doping Organization	-	5	5	45%
ESP-NADO	Spain National Anti-Doping Agency	-	4	4	36%
NADA	German National Anti-Doping Agency	-	2	2	18%
Totals		0	11	11	
Muaythai					
ADAMS Code	Testing Authority (TA)	IC	OOC	Total	%
RF	Swedish Sports Confederation	-	17	17	100%
Totals		0	17	17	
Netball					
ADAMS Code	Testing Authority (TA)	IC	OOC	Total	%
ASADA	Australian Sports Anti-Doping Authority	-	2	2	100%
Totals		0	2	2	
Orienteering					
ADAMS Code	Testing Authority (TA)	IC	OOC	Total	%
ADD	Anti-Doping Denmark	-	19	19	27%
ADNO	Anti-Doping Norway	-	18	18	26%
FINCIS/FINADA	Finnish Center for Integrity in Sports/Finnish Anti-Doping Agency	-	14	14	20%
RF	Swedish Sports Confederation	-	9	9	13%
ADCH	Antidoping Switzerland	-	6	6	9%
IOF	International Orienteering Federation	-	4	4	6%
Totals		0	70	70	
Powerboating					
ADAMS Code	Testing Authority (TA)	IC	OOC	Total	%
UIM	International Powerboating Union	2	-	2	100%
Totals		2	0	2	

Table 48: Total 2018 ABP Testing Figures - ARISF Sports - continued

Roller Sports					
ADAMS Code	Testing Authority (TA)	IC	OOC	Total	%
WSK	World Skate	-	22	22	45%
NADA	German National Anti-Doping Agency	-	13	13	27%
ADCH	Antidoping Switzerland	-	6	6	12%
COL-NADO	Colombian NADO	-	3	3	6%
KADA	Korea Anti-Doping Agency	-	3	3	6%
NADO ITALIA	Italian National Anti-Doping Agency	-	2	2	4%
Totals		0	49	49	
Ski Mountaineering					
ADAMS Code	Testing Authority (TA)	IC	OOC	Total	%
ISMF	International Ski Mountaineering Federation	-	20	20	42%
NADA	German National Anti-Doping Agency	-	14	14	29%
ADCH	Antidoping Switzerland	-	8	8	17%
AFLD-NADO	French Anti-Doping Agency	-	3	3	6%
NADA Austria	National Anti-Doping Agency Austria GmbH	-	2	2	4%
NADO ITALIA	Italian National Anti-Doping Agency	-	1	1	2%
Totals		0	48	48	
Softball					
ADAMS Code	Testing Authority (TA)	IC	OOC	Total	%
USADA	US Anti-Doping Agency	-	1	1	100%
Totals		0	1	1	
Sport Climbing					
ADAMS Code	Testing Authority (TA)	IC	OOC	Total	%
JADA	Japan Anti-Doping Agency	-	4	4	100%
Totals		0	4	4	
Squash					
ADAMS Code	Testing Authority (TA)	IC	OOC	Total	%
WSF	World Squash Federation	-	10	10	63%
UKAD	UK Anti-Doping	-	6	6	38%
Totals		-	16	16	
Surfing					
ADAMS Code	Testing Authority (TA)	IC	OOC	Total	%
ADoP	Portugal Anti-Doping Agency	-	1	1	100%
Totals		0	1	1	
Underwater Sports					
ADAMS Code	Testing Authority (TA)	IC	OOC	Total	%
CMAS	World Underwater Federation	1	25	26	72%
NADA	German National Anti-Doping Agency	-	7	7	19%
NADO ITALIA	Italian National Anti-Doping Agency	1	1	2	6%
RUSADA	Russian National Anti-Doping Organization	-	1	1	3%
Totals		2	34	36	
Wushu					
ADAMS Code	Testing Authority (TA)	IC	OOC	Total	%
EGY-NADO	Egyptian National Anti-doping Organization	-	1	1	100%
Totals		0	1	1	

Table 49: Total 2018 ABP Testing Figures - AIMS Sports

Bodybuilding

ADAMS Code	Testing Authority (TA)	IC	OOC	Total	%
HUNADO	Hungarian Anti-Doping Agency	-	1	1	100%
Totals		0	1	1	

Kickboxing

ADAMS Code	Testing Authority (TA)	IC	OOC	Total	%
ADNO	Anti-Doping Norway	-	3	3	43%
ESP-NADO	Spain National Anti-Doping Agency	-	3	3	43%
RF	Swedish Sports Confederation	-	1	1	14%
Totals		0	7	7	

Powerlifting

ADAMS Code	Testing Authority (TA)	IC	OOC	Total	%
ADNO	Anti-Doping Norway	-	5	5	83%
HUNADO	Hungarian Anti-Doping Agency	-	1	1	17%
Totals		0	6	6	

Table 50: Total 2018 ABP Testing Figures - IPC Sports

Para-Alpine Skiing

ADAMS Code	Testing Authority (TA)	IC	OOB	Total	%
JADA	Japan Anti-Doping Agency	-	3	3	60%
USADA	US Anti-Doping Agency	-	1	1	20%
ADCH	Antidoping Switzerland	-	1	1	20%
		0	5	5	

Para-Athletics

ADAMS Code	Testing Authority (TA)	IC	OOB	Total	%
IPC	International Paralympic Committee	-	26	26	20%
USADA	US Anti-Doping Agency	-	23	23	18%
UKAD	UK Anti-Doping	-	19	19	15%
CCES	Canadian Centre for Ethics in Sport	-	16	16	12%
ADCH	Antidoping Switzerland	-	11	11	8%
SI	Sport Ireland	-	9	9	7%
ESP-NADO	Spain National Anti-Doping Agency	2	4	6	5%
COL-NADO	Colombian NADO	-	5	5	4%
NADO ITALIA	Italian National Anti-Doping Agency	-	4	4	3%
BEL-CFWB	French Community of Belgium NADO	-	3	3	2%
BUL-NADO	Bulgarian Anti-doping Center	-	3	3	2%
FINCIS/FINADA	Finnish Center for Integrity in Sports/Finnish Anti-Doping Agency	-	3	3	2%
ADD	Anti-Doping Denmark	-	2	2	2%
JADA	Japan Anti-Doping Agency	-	1	1	1%
		2	129	131	

Para-Biathlon

ADAMS Code	Testing Authority (TA)	IC	OOB	Total	%
IPC	International Paralympic Committee	-	75	75	100%
		0	75	75	

Para-Cross Country Skiing

ADAMS Code	Testing Authority (TA)	IC	OOB	Total	%
IPC	International Paralympic Committee	30	155	185	95%
CCES	Canadian Centre for Ethics in Sport	-	5	5	3%
JADA	Japan Anti-Doping Agency	-	1	1	1%
RUSADA	Russian National Anti-Doping Organization	-	1	1	1%
ADNO	Anti-Doping Norway	-	1	1	1%
EADA	Estonian Anti-Doping Agency	-	1	1	1%
		30	164	194	

Table 50: Total 2018 ABP Testing Figures - IPC Sports (continued)

Para-Powerlifting

ADAMS Code	Testing Authority (TA)	IC	OOB	Total	%
EGY-NADO	Egyptian National Anti-doping Organization	-	4	4	80%
USADA	US Anti-Doping Agency	-	2	2	40%
ADAK	Anti-Doping Agency of Kenya	-	1	1	20%
		0	7	7	

Para-Swimming

ADAMS Code	Testing Authority (TA)	IC	OOB	Total	%
NADO ITALIA	Italian National Anti-Doping Agency	-	10	10	28%
ADNO	Anti-Doping Norway	-	6	6	17%
AFLD-NADO	French Anti-Doping Agency	-	6	6	17%
DFSNZ	Drug Free Sport New Zealand	-	4	4	11%
COL-NADO	Colombian NADO	-	3	3	8%
USADA	US Anti-Doping Agency	-	3	3	8%
ADCH	Antidoping Switzerland	-	2	2	6%
ADD	Anti-Doping Denmark	-	1	1	3%
ASADA	Australian Sports Anti-Doping Authority	-	1	1	3%
		0	36	36	

Table 51: Total 2018 ABP Testing Figures - Sports for Athletes with an Impairment

Aquatics

Sport or Discipline	ADAMS Code	Testing Authority (TA)	IC	OOB	Total	%
CISS Swimming	AMADA	Azerbaijan National Anti-Doping Agency	-	2	2	29%
CISS Swimming Middle Distance 200-400m	ESP-NADO	Spain National Anti-Doping Agency	-	3	3	43%
INAS Swimming Middle Distance 200-400m	NADA Austria	National Anti-Doping Agency Austria GmbH	-	1	1	14%
Military IPC Swimming Middle Distance 200-400m	ADCH	Antidoping Switzerland	-	1	1	14%
Totals			0	7	7	

Athletics

Sport or Discipline	ADAMS Code	Testing Authority (TA)	IC	OOB	Total	%
CISS Middle Distance 800-1500m	RUSADA	Russian National Anti-Doping Organization	-	2	5	56%
	EGY-NADO	Egyptian National Anti-doping Organization	-	2		
	ADAK	Anti-Doping Agency of Kenya	-	1		
CISS Jumps	IAAF - AIU	IAAF - Athletics Integrity Unit	-	1	1	11%
CISS Long Distance 3000m and greater	IAAF - AIU	IAAF - Athletics Integrity Unit	-	1	1	11%
CISS Sprint 400m or less	EGY-NADO	Egyptian National Anti-doping Organization	-	1	1	11%
INAS Middle Distance 800-1500m	IAAF - AIU	IAAF - Athletics Integrity Unit	-	1	1	11%
			0	9	9	

Basketball

Sport or Discipline	ADAMS Code	Testing Authority (TA)	IC	OOB	Total	%
Wheelchair Basketball	USADA	US Anti-Doping Agency	-	2	2	100%
Totals			0	2	2	

Cycling

Discipline	ADAMS Code	Testing Authority (TA)	IC	OOB	Total	%
Para-Cycling Road**	UCI	International Cycling Union	-	19	19	13%
	SI	Sport Ireland	-	12	12	8%
	CCES	Canadian Centre for Ethics in Sport	-	12	12	8%
	BEL-CFWB	French Community of Belgium NADO	-	11	11	8%
	NADO ITALIA	Italian National Anti-Doping Agency	-	7	7	5%
	UKAD	UK Anti-Doping	-	6	6	4%
	ABCD	Brasilian Authority on Anti-Doping Control	6	0	6	4%
	ADD	Anti-Doping Denmark	-	5	5	3%
	ADCH	Antidoping Switzerland	-	5	5	3%
	COL-NADO	Colombian NADO	-	4	4	3%
	ASADA	Australian Sports Anti-Doping Authority	-	3	3	2%
	USADA	US Anti-Doping Agency	-	3	3	2%
	ESP-NADO	Spain National Anti-Doping Agency	-	1	1	1%
	Para-Cycling Track Endurance**	UKAD	UK Anti-Doping	-	20	20
UCI		International Cycling Union	-	9	9	6%
ESP-NADO		Spain National Anti-Doping Agency	-	6	6	4%
ADCH		Antidoping Switzerland	-	2	2	1%
Para-Cycling**	SI	Sport Ireland	-	2	2	1%
	NADO ITALIA	Italian National Anti-Doping Agency	-	2	2	1%
	UKAD	UK Anti-Doping	-	1	1	1%
	CCES	Canadian Centre for Ethics in Sport	-	1	1	1%
Para-Cycling Track Sprint**	UCI	International Cycling Union	-	5	5	3%
	UKAD	UK Anti-Doping	-	2	2	1%
INAS Cycling Track Sprint	RUSADA	Russian National Anti-Doping Organization	-	1	1	1%
			6	139	145	

Table 51: Total 2018 ABP Testing Figures - Sports for Athletes with an Impairment (continued)

Judo

Sport or Discipline	ADAMS Code	Testing Authority (TA)	IC	OOB	Total	%
Para-Judo	USADA	US Anti-Doping Agency	-	1	1	100%
Totals			0	1	1	

Rowing

Discipline	ADAMS Code	Testing Authority (TA)	IC	OOB	Total	%
Para-Rowing**	UKAD	UK Anti-Doping	-	9	9	69%
	ADNO	Anti-Doping Norway	-	2	2	15%
	USADA	US Anti-Doping Agency	-	1	1	8%
	FISA	International Rowing Federation	-	1	1	8%
Totals			0	13	13	

Rugby

Discipline	ADAMS Code	Testing Authority (TA)	IC	OOB	Total	%
Wheelchair Rugby	ASADA	Australian Sports Anti-Doping Authority	-	2	2	15%
	IWRF	International Wheelchair Rugby Federation	1	-	1	8%
	CCES	Canadian Centre for Ethics in Sport	-	1	1	8%
Totals			1	3	4	

Sitting Volleyball

Discipline	ADAMS Code	Testing Authority (TA)	IC	OOB	Total	%
Sitting Volleyball	WPV	World Paravolley	-	8	8	62%
	RUSADA	Russian National Anti-Doping Organization	-	1	1	8%
	USADA	US Anti-Doping Agency	-	1	1	8%
Totals			0	10	10	

Skiing

Sport or Discipline	ADAMS Code	Testing Authority (TA)	IC	OOB	Total	%
CISS Cross Country Skiing	NADA	German National Anti-Doping Agency	-	2	2	67%
CISS Alpine Skiing	FIS	International Ski Federation	-	1	1	33%
Totals			0	3	3	

Tennis

Discipline	ADAMS Code	Testing Authority (TA)	IC	OOB	Total	%
Wheelchair Tennis**	ITF	International Tennis Federation	-	87	87	93%
	UKAD	UK Anti-Doping	-	5	5	38%
	USADA	US Anti-Doping Agency	-	1	1	8%
	ASADA	Australian Sports Anti-Doping Authority	-	1	1	1%
Totals			0	94	94	

Triathlon

Discipline	ADAMS Code	Testing Authority (TA)	IC	OOB	Total	%
Para-Triathlon**	UKAD	UK Anti-Doping	-	14	14	38%
	ITU	International Triathlon Union	-	10	10	27%
	CCES	Canadian Centre for Ethics in Sport	-	4	4	11%
	NADO ITALIA	Italian National Anti-Doping Agency	-	4	4	11%
	ESP-NADO	Spain National Anti-Doping Agency	-	2	2	5%
	ASADA	Australian Sports Anti-Doping Authority	-	2	2	5%
	USADA	US Anti-Doping Agency	-	1	1	3%
Totals			0	37	37	

** Sports and disciplines under the governance of the respective ASOIF IFs.

Table 52: Total 2018 ABP Testing Figures - Other Sports - Code Signatories

Rugby League

Discipline	ADAMS Code	Testing Authority (TA)	IC	OOB	Total	%
-	DFSNZ	Drug Free Sport New Zealand	-	4	4	67%
-	ASADA	Australian Sports Anti-Doping Authority	-	2	2	33%
Totals			0	6	6	

Ironman Triathlon

Discipline	ADAMS Code	Testing Authority (TA)	IC	OOB	Total	%
-	IRONMAN	World Triathlon Corporation	-	384	384	90%
-	ADD	Anti-Doping Denmark	-	12	12	3%
-	ADCH	Antidoping Switzerland	-	10	10	2%
-	ASADA	Australian Sports Anti-Doping Authority	-	8	8	2%
-	NADA	German National Anti-Doping Agency	-	3	3	1%
-	UKAD	UK Anti-Doping	-	2	2	0.5%
-	SAIDS	South African Institute for Drug-Free Sport	-	1	1	0.2%
-	ABCD	Brasilian Authority on Anti-Doping Control	-	1	1	0.2%
-	RF	Swedish Sports Confederation	-	1	1	0.2%
-	FINCIS/FINADA	Finnish Center for Integrity in Sports/Finnish Anti-Doping	-	1	1	0.2%
-	AFLD-NADO	French Anti-Doping Agency	-	1	1	0.2%
-	BSADA	Bermuda Sport Anti- Doping Authority	-	1	1	0.2%
-	DFSNZ	Drug Free Sport New Zealand	-	1	1	0.2%
Totals			0	426	426	

Table 53: Total 2018 ABP Testing Figures - Other Sports - non-Code Signatories

Aquatics

Discipline	ADAMS Code	Testing Authority (TA)	IC	OOB	Total	%
University Swimming Long Distance 800m or greater	ESP-NADO	Spain National Anti-Doping Agency	-	1	1	50%
Military Swimming Middle Distance 200-400m	SAIDS	South African Institute for Drug-Free Sport	-	1	1	50%
			0	2	2	

Athletics

Discipline	ADAMS Code	Testing Authority (TA)	IC	OOB	Total	%
University Long Distance 3000m or greater	JADA	Japan Anti-Doping Agency	-	1	1	50%
	IAAF - AIU	IAAF - Athletics Integrity Unit	-	1	1	50%
			0	2	2	

Australian Rules Football

Discipline	ADAMS Code	Testing Authority (TA)	IC	OOB	Total	%
-	ASADA	Australian Sports Anti-Doping Authority	2	149	151	100%
			2	149	151	

Baseball

Discipline	ADAMS Code	Testing Authority (TA)	IC	OOB	Total	%
Professional Baseball	KADA	Korea Anti-Doping Agency	-	4	4	100%
			0	4	4	

Boxing

Discipline	ADAMS Code	Testing Authority (TA)	IC	OOB	Total	%
Professional Boxing	USADA	US Anti-Doping Agency	4	44	48	100%
			4	44	48	

Mixed Martial Arts

Discipline	ADAMS Code	Testing Authority (TA)	IC	OOB	Total	%
-	USADA	US Anti-Doping Agency	-	333	333	97%
	RF	Swedish Sports Confederation	-	12	12	3%
		Totals	0	345	345	

Roller Sports

Discipline	ADAMS Code	Testing Authority (TA)	IC	OOB	Total	%
University Inline Speed Skating Distance greater than 1000m	NADA	German National Anti-Doping Agency	-	1	1	100%
			0	1	1	

Ultimate Fighting

Discipline	ADAMS Code	Testing Authority (TA)	IC	OOB	Total	%
-	USADA	US Anti-Doping Agency	-	2	2	100%
			0	2	2	