

**WORLD
ANTI-DOPING
AGENCY**

play true

2013 Anti-Doping Testing Figures Report

Please click on the sub-report title to access it directly.

To print a sub-report, insert the page numbers as indicated below.

[Laboratory Report – pp. 2-17](#) (15 pages)

[Sport Report – pp. 18-45](#) (27 pages)

[Testing Authority Report – pp. 46-143](#) (97 pages)

[ABP Report-Blood Analysis – pp. 144-171](#) (27 pages)



2013

Anti-Doping

Testing Figures

Laboratory Report

Table of Contents

Table 1 :	Total Samples Analyzed (All Sports)
Table 2 :	Comparison of Years 2009 to 2013 - Olympic and Non-Olympic Figures
Table 3 :	Summary - Total Samples Analyzed
Table 4 :	Summary - Samples Analyzed per Laboratory (as reported in ADAMS)
Table 5 :	Summary - Samples Analyzed per Laboratory (not reported in ADAMS)
Table 6 :	Total IC and OOC Samples Analyzed per Laboratory (as reported in ADAMS)
Table 7 :	Total IC and OOC Samples Analyzed per Laboratory (not reported in ADAMS)
Table 8 :	Total Samples Analyzed per Laboratory in Olympic Sports
Table 9 :	Total Samples Analyzed per Laboratory in non-Olympic Sports
Table 10 :	GC/C/IRMS and EPO Tests Conducted per Laboratory
Table 11 :	hGH, HBT (Transfusion) and HBOCs Tests Conducted per Laboratory
Table 12 :	Summary - Substances (AAFs and ATFs) Identified in Each Drug Class in ADAMS (All Sports)
Table 13 :	Substances (AAFs and ATFs) Identified in Each Drug Class in ADAMS (All Sports)
Table 14 :	Total Laboratory AAFs and ATFs per Drug Class as Reported in ADAMS (All Sports)

Terms and Abbreviations

IC	In-Competition
OOO	Out-of-Competition
Sample	Any biological material collected for the purposes of <i>Doping Control</i> *
AAF	Adverse Analytical Finding
ATF	Atypical Finding
GC/C/IRMS	Gas Chromatograph/Carbon/Isotope Ratio Mass Spectrometer (e.g."IRMS")
EPO	Erythropoetins
hGH	hGH Isoform Differential Immunoassays
HBT	Homologous Blood Transfusion
HBOCs	Haemoglobin Based Oxygen Carriers
IOC	International Olympic Committee
AIMS	Alliance of Independent Members of SportAccord
NADO	National Anti-Doping Organization
RADO	Regional Anti-Doping Organization
NOC	National Olympic Committee
IF	International Federation
NF	National Federation
TA	Testing Authority
SCA	Sample Collection Authority
ADAMS	Anti-Doping Administration and Management System
ABP	Athlete Biological Passport
IPC	International Paralympic Committee**

* biological material limited to urine and blood in this report

** limited to sport/disciplines under the auspices of the IPC (others are compiled under the category "Sports for Athletes with an Impairment")

Table 1: Total Samples Analyzed (All Sports)*

A Samples Analyzed

Sport	Analyzed	AAFs ¹	(%)	ATFs ²	(%)	Total Findings ³	(%)
Olympic Sports	176,502	1,710	0.97%	1,716	0.97%	3,426	1.94%
Non-Olympic Sports	31,011	830	2.68%	322	1.04%	1,152	3.71%
Non-ADAMS Data	62,365	989	1.59%	395	0.63%	1,384	2.22%
TOTAL	269,878	3,529	1.31%	2,433	0.90%	5,962	2.21%

¹ **The Adverse Analytical Findings (AAF) in this report are not to be confused with adjudicated or sanctioned Anti-Doping Rule Violations (ADRV).** "Adverse Analytical Finding" is defined in the World Anti-Doping Code as "a report from a laboratory or other WADA - approved entity that, consistent with the *International Standard for Laboratories* and related Technical Documents, identifies in a *Sample* the presence of a *Prohibited Substance* or its *Metabolites* or *Markers* (including elevated quantities of endogenous substances) or evidence of the *Use of a Prohibited Method*." These figures may not be identical to sanctioned cases, as the figures given in this report may contain findings that underwent the Therapeutic Use Exemption (TUE) approval process.

² **The Atypical Findings (ATF) in this report are not to be confused with adjudicated or sanctioned Anti-Doping Rule Violations (ADRV).** "Atypical Finding" is defined in the World Anti-Doping Code as "a report from a laboratory or other WADA-approved entity which requires further investigation as provided by the *International Standard for Laboratories* or related Technical Documents prior to the determination of an *Adverse Analytical Finding*". *Atypical Findings* may correspond to multiple measurements performed on the same *Athlete*, such as in cases of longitudinal studies on testosterone.

³ Includes *Adverse Analytical Findings* and *Atypical Findings*

* These figures do not include blood samples taken for the ABP. Blood samples taken for the ABP can be found in the report "2013 Anti-Doping Testing Figures - Athlete Biological Passport (ABP) Report - Blood Analysis".

2013 Anti-Doping Testing Figures
Samples Analyzed and Reported by Accredited Laboratories in ADAMS

Table 2: Comparison of Years 2009 to 2013 - Olympic and Non-Olympic Figures

	2009 <i>A Samples Analyzed</i>		2010 <i>A Samples Analyzed</i>		2011 <i>A Samples Analyzed</i>		2012 <i>A Samples Analyzed</i>		2013 <i>A Samples Analyzed</i>		2013 vs 2012 <i>A Samples Analyzed</i>
Olympic Sports*	187,029		180,567		167,820		184,955		176,502		-4.6%
Non-Olympic Sports**	90,899		77,700		75,373		82,690		93,376		12.9%
TOTAL	277,928		258,267		243,193		267,645		269,878		0.8%

	2009 <i>AAFs^{1,2}</i>		2010 <i>AAFs^{1,2}</i>		2011 <i>AAFs^{1,2}</i>		2012 <i>AAFs^{1,2}</i>		2013 <i>AAFs^{1,2}</i>		AAFs ³ 2013 vs 2012
Olympic Sports*	1,674		1,617		1,762		1,831		1,710		-6.6%
Non-Olympic Sports**	1,417		1,173		1,123		1,359		1,819		33.8%
TOTAL	3,091		2,790		2,885		3,190		3,529		10.6%

	2009		2010		2011		2012		2013		Δ% Total Findings ³ 2013 vs 2012
	% <i>AAFs¹</i>	% <i>Total Findings³</i>	% <i>AAFs¹</i>	% <i>Total Findings³</i>	% <i>AAFs¹</i>	% <i>Total Findings³</i>	% <i>AAFs¹</i>	% <i>Total Findings³</i>	% <i>AAFs¹</i>	% <i>Total Findings³</i>	
Olympic Sports*	0.90	1.98	0.90	1.78	1.05	1.91	0.99	1.56	0.97	1.94	0.38
Non-Olympic Sports**	1.56	2.10	1.51	2.07	1.49	2.19	1.64	2.21	1.95	2.72	0.51
Overall	1.11	2.02	1.08	1.87	1.19	2.00	1.19	1.76	1.31	2.21	0.45

* Olympic Sport data may include tests conducted in non-Olympic disciplines of the sport

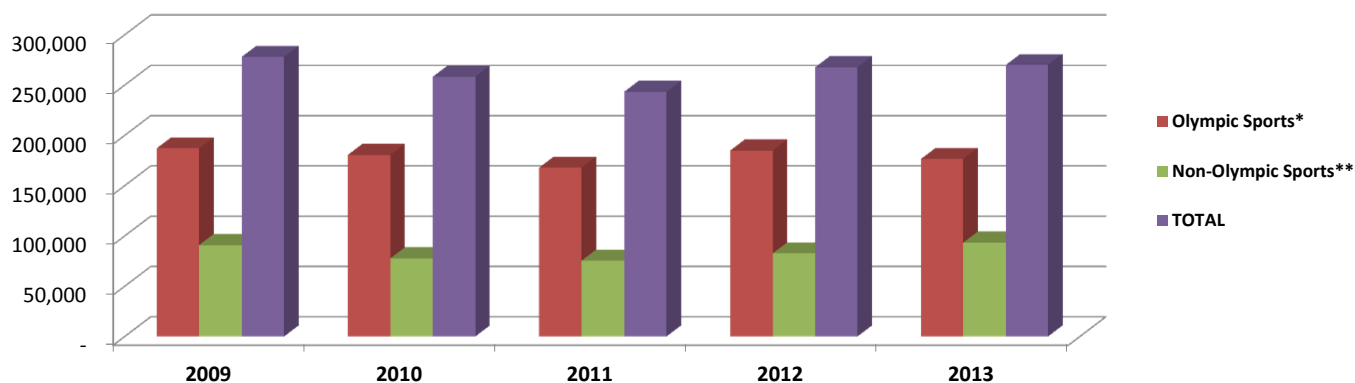
** includes non-Olympic sports data and non-ADAMS data (Table A)

¹ The *Adverse Analytical Findings* (AAFs) in this report are not to be confused with adjudicated or sanctioned Anti-Doping Rule Violations (ADRVs). These figures may not be identical to sanctioned cases, as the figures given in this report may contain findings that underwent the Therapeutic Use Exemption (TUE) approval process.

² The *Adverse Analytical Findings* (AAF) in years 2003 to 2007 included findings that are defined in following years as *Atypical Findings*.

³ Includes *Adverse Analytical Findings* and *Atypical Findings*

Table 2: Comparison of Years 2009 to 2013 - Olympic and Non-Olympic Figures



2013 Anti-Doping Testing Figures
Samples Analyzed and Reported by Accredited Laboratories in ADAMS

Table 3: Summary - Total Samples Analyzed

	Samples	ATF	AAF
ADAMS Urine Total	200,824	2,037	2,529
ADAMS Blood Total	6,689	1	11
ABP Total*	23,845	n/a	n/a
non-ADAMS Urine Total	60,510	394	989
non-ADAMS Blood Total	1,855	1	-
	293,723	2433	3529

* does not include the 32 ABP samples analyzed by the approved laboratory in Copenhagen

Table 4: Summary - Samples Analyzed per Laboratory (as reported in ADAMS)

Laboratory	Urine			Blood			Total % AAF	ABP Samples	Total Samples
	Samples	ATF	AAF	Samples	ATF	AAF			
Almaty, Kazakhstan	2957	13	21	0	0	0	0.71%	31	2988
Athens, Greece ³	4593	47	84	70	0	0	1.80%	n/a	4663
Bangkok, Thailand ³	3227	3	26	0	0	0	0.81%	n/a	3227
Barcelona, Spain	3443	21	32	251	0	0	0.87%	1206	4900
Beijing, China	15319	53	46	245	0	0	0.30%	540	16104
Bloemfontein, South Africa	3687	19	91	11	0	0	2.46%	331	4029
Bogota, Colombia	3786	4	35	80	0	0	0.91%	14	3880
Bucharest, Romania ³	3725	31	16	140	0	0	0.41%	n/a	3865
Cologne, Germany	16833	109	344	787	0	0	1.95%	2599	20219
New Delhi, India	6489	4	167	206	0	0	2.49%	14	6709
Dresden, Germany	9032	8	36	118	0	0	0.39%	2441	11591
Ghent, Belgium	6072	148	115	10	0	0	1.89%	398	6480
Havana, Cuba ³	2707	49	24	141	0	0	0.84%	n/a	2848
Helsinki, Finland	3621	95	24	27	0	0	0.66%	372	4020
Lausanne, Switzerland	5847	86	52	318	0	0	0.84%	2730	8895
Lisbon, Portugal	3196	57	25	203	0	0	0.74%	515	3914
London, UK	5641	18	37	887	0	0	0.57%	445	6973
Los Angeles, USA ³	5767	42	79	0	0	0	1.37%	n/a	5767
Madrid, Spain	4518	25	57	82	0	1	1.26%	112	4712
Montreal, Canada	7913	17	140	555	1	1	1.67%	574	9042
Moscow, Russia	18609	377	295	269	0	0	1.56%	4053	22931
Oslo, Norway	3877	187	42	55	0	8	1.27%	785	4717
Paris, France	9080	57	169	590	0	1	1.76%	1598	11268
Rio de Janeiro, Brazil ^{1,3}	2351	2	19	0	0	0	0.81%	n/a	2351
Rome, Italy	9082	170	87	486	0	0	0.91%	379	9947
Seibersdorf, Austria	6953	95	68	204	0	0	0.95%	668	7825
Seoul, Korea	4793	0	25	0	0	0	0.52%	153	4946
Stockholm, Sweden ³	3887	125	79	65	0	0	2.00%	n/a	3952
Sydney, Australia	6247	9	40	209	0	0	0.62%	1705	8161
Mexico City, Mexico ²	1305	37	109	13	0	0	8.27%	27	1345
Tokyo, Japan	7117	2	16	61	0	0	0.22%	72	7250
Salt Lake City, USA	5241	90	41	582	0	0	0.70%	1502	7325
Warsaw, Poland	3909	37	88	24	0	0	2.24%	581	4514
Totals	200,824	2,037	2,529	6,689	1	11		23,845	231,358

¹ Laboratory accreditation suspended in August 2013

² Laboratory accreditation granted on 26 June 2013

³ Not accredited in 2013 to perform blood analyses in support of the Athlete Biological Passport

Table 5: Total Samples Analyzed per Laboratory (not reported in ADAMS)

Laboratory	Urine			Blood			Total Samples	% AAF
	Samples	ATF	AAF	Samples	ATF	AAF		
Los Angeles, USA	32682	131	350	114	0	0	32796	1.1%
Montreal, Canada	10805	8	202	1310	1	0	12115	1.7%
Salt Lake City, USA	17023	255	437	431	0	0	17454	2.1%
Totals	60510	394	989	1855	1	0	62365	

Laboratory	Urine			Blood			Total Samples	% AAF
	Samples	ATF	AAF	Samples	ATF	AAF		
Lausanne, Switzerland*	280	0	5	112	0	0	392	1.27%

* samples from previous Olympic Games stored by the IOC for the purposes of further analysis. Not included in the aggregate total in Table 3.

2013 Anti-Doping Testing Figures
Samples Analyzed and Reported by Accredited Laboratories in ADAMS

Table 6: Total IC and OOC Samples Analyzed per Laboratory (as reported in ADAMS)

Laboratory	Samples	Urine						Blood*						Total
		IC		OOO		AAF		IC		OOO		AAF		
		ATF	AAF	Samples	ATF	AAF	Samples	ATF	AAF	Samples	ATF	AAF		
Almaty, Kazakhstan	675	2	9	2282	11	12	0	0	0	0	0	0	2957	
Athens, Greece	3736	36	76	857	11	8	70	0	0	0	0	0	4663	
Bangkok, Thailand	1960	2	22	1267	1	4	0	0	0	0	0	0	3227	
Barcelona, Spain	1590	3	22	1853	18	10	203	0	0	48	0	0	3694	
Beijing, China	6329	34	27	8990	19	19	55	0	0	190	0	0	15564	
Bloemfontein, South Africa	2933	13	79	754	6	12	0	0	0	11	0	0	3698	
Bogota, Colombia	3625	4	35	161	0	0	69	0	0	11	0	0	3866	
Bucharest, Romania	2223	16	10	1502	15	6	30	0	0	110	0	0	3865	
Cologne, Germany	9461	57	239	7372	52	105	173	0	0	614	0	0	17620	
New Delhi, India	4429	3	156	2060	1	11	47	0	0	159	0	0	6695	
Dresden, Germany	4567	6	33	4465	2	3	0	0	0	118	0	0	9150	
Ghent, Belgium	4370	106	88	1702	42	27	0	0	0	10	0	0	6082	
Havana, Cuba	1245	13	21	1462	36	3	0	0	0	141	0	0	2848	
Helsinki, Finland	1928	37	18	1693	58	6	0	0	0	27	0	0	3648	
Lausanne, Switzerland	2491	22	44	3356	64	8	151	0	0	167	0	0	6165	
Lisbon, Portugal	2268	30	23	928	27	2	0	0	0	203	0	0	3399	
London, UK	3469	15	24	2172	3	13	395	0	0	492	0	0	6528	
Los Angeles, USA	3427	19	62	2340	23	17	0	0	0	0	0	0	5767	
Madrid, Spain	3300	22	53	1218	3	4	65	0	1	17	0	0	4600	
Montreal, Canada	5931	15	122	1982	2	18	204	0	1	351	1	0	8468	
Moscow, Russia	10248	152	232	8361	225	63	170	0	0	99	0	0	18878	
Oslo, Norway	2124	81	36	1753	106	6	38	0	8	17	0	0	3932	
Paris, France	7276	56	158	1804	1	11	361	0	1	229	0	0	9670	
Rio de Janeiro, Brazil**	2324	2	19	27	0	0	0	0	0	0	0	0	2351	
Rome, Italy	7909	109	86	1173	61	1	273	0	0	213	0	0	9568	
Seibersdorf, Austria	4323	47	54	2630	48	14	10	0	0	194	0	0	7157	
Seoul, Korea	2574	0	14	2219	0	11	0	0	0	0	0	0	4793	
Stockholm, Sweden	1656	32	53	2231	93	26	17	0	0	48	0	0	3952	
Sydney, Australia	2678	5	35	3569	4	5	43	0	0	166	0	0	6456	
Mexico City, Mexico***	916	22	73	389	15	36	0	0	0	13	0	0	1318	
Tokyo, Japan	3849	2	12	3268	0	4	12	0	0	49	0	0	7178	
Salt Lake City, USA	2072	43	28	3169	47	13	76	0	0	506	0	0	5823	
Warsaw, Poland	2485	20	84	1424	17	4	4	0	0	20	0	0	3933	
Totals	120,391	1,026	2,047	80,433	1,011	482	2,466	-	11	4,223	1	-	207,513	

* these figures do not include blood samples taken for the ABP

** Laboratory accreditation suspended in August 2013

*** Laboratory accreditation granted on 26 June 2013

Table 7: Total IC and OOC Samples Analyzed per Laboratory (not reported in ADAMS)

Laboratory	Samples	Urine						Blood						Total
		IC		OOO		AAF		IC		OOO		AAF		
		ATF	AAF	Samples	ATF	AAF	Samples	ATF	AAF	Samples	ATF	AAF		
Los Angeles, USA	2498	2	101	30184	129	249	0	0	0	114	0	0	32796	
Montreal, Canada	8748	6	199	2057	2	3	1310	1	0	0	0	0	12115	
Salt Lake City, USA	1055	13	81	15968	242	356	2	0	0	429	0	0	17454	
Totals	12,301	21	381	48,209	373	608	1,312	1	-	543	-	-	62,365	
Laboratory	Samples	Urine			Blood			Total						
		IC ATF	AAF	OOO ATF	AAF	IC ATF	AAF							
Lausanne, Switzerland*	280	0	5	0	0	112	0	392						

* samples from previous Olympic Games stored by the IOC for the purposes of further analysis

Table 8: Total Samples Analyzed per Laboratory in Olympic Sports*

Laboratory	Urine						Blood**						Total
	IC	OOC		IC	OOC		OOC		OOC				
	Samples	ATF	AAF	Samples	ATF	AAF	Samples	AAF	Samples	ATF	AAF		
Almaty, Kazakhstan	646	2	9	2128	11	11	-	-	-	-	-	2774	
Athens, Greece	3356	35	51	703	9	6	70	0	0	0	0	4129	
Bangkok, Thailand	1530	2	9	902	1	3	-	-	-	-	-	2432	
Barcelona, Spain	1443	3	18	1760	18	7	203	0	41	0	0	3447	
Beijing, China	5894	30	20	8401	19	18	55	0	190	0	0	14540	
Bloemfontein, South Africa	2653	12	55	679	6	11	0	0	5	0	0	3337	
Bogota, Colombia	3050	3	20	101	0	0	59	0	11	0	0	3221	
Bucharest, Romania	1995	14	6	1312	15	3	25	0	110	0	0	3442	
Cologne, Germany	8261	52	188	6679	48	100	173	0	578	0	0	15691	
New Delhi, India	3823	2	123	1704	1	8	47	0	159	0	0	5733	
Dresden, Germany	3934	6	15	4127	1	3	0	0	118	0	0	8179	
Ghent, Belgium	3560	96	56	1469	34	1	0	0	10	0	0	5039	
Havana, Cuba	1055	9	4	1135	23	2	0	0	113	0	0	2303	
Helsinki, Finland	1319	28	6	1215	38	2	0	0	17	0	0	2551	
Lausanne, Switzerland	2135	17	26	3035	60	8	151	0	150	0	0	5471	
Lisbon, Portugal	1919	26	18	820	22	2	0	0	202	0	0	2941	
London, UK	2772	1	11	1612	0	12	269	0	370	0	0	5023	
Los Angeles, USA	3243	16	57	2079	19	10	-	-	-	-	-	5322	
Madrid, Spain	2816	20	37	1039	3	3	65	1	17	0	0	3937	
Montreal, Canada	5196	14	80	1641	0	12	181	1	333	1	0	7351	
Moscow, Russia	7931	132	146	7066	191	37	169	0	92	0	0	15258	
Oslo, Norway	1746	69	29	1419	83	2	28	0	17	0	0	3210	
Paris, France	6072	49	118	1715	1	7	347	1	207	0	0	8341	
Rio de Janeiro, Brazil***	2302	2	14	24	0	0	-	-	-	-	-	2326	
Rome, Italy	7210	105	72	1150	57	1	258	0	213	0	0	8831	
Seibersdorf, Austria	3880	46	33	2423	47	10	10	0	186	0	0	6499	
Seoul, Korea	1567	0	5	1251	0	1	-	-	-	-	-	2818	
Stockholm, Sweden	1252	19	33	1574	60	17	14	0	40	0	0	2880	
Sydney, Australia	1457	2	15	2159	3	1	39	0	85	0	0	3740	
Mexico City, Mexico****	775	16	60	206	10	4	0	0	13	0	0	994	
Tokyo, Japan	3121	1	5	2864	0	1	12	0	47	0	0	6044	
Salt Lake City, USA	1795	35	13	2726	39	9	64	0	487	0	0	5072	
Warsaw, Poland	2209	15	39	1393	17	4	4	0	20	0	0	3626	
Totals	101,917	879	1,391	68,511	836	316	2,243	3	3,831	1	0	176,502	

* Olympic Sport data may include tests conducted in non-Olympic disciplines of the Sport

** These figures do not include blood samples taken for the ABP

*** Laboratory accreditation suspended in August 2013

**** Laboratory accreditation granted on 26 June 2013

Table 9: Total Samples Analyzed per Laboratory in non-Olympic Sports

Laboratory	Urine						Blood*						Total
	IC			OOC			IC			OOC			
	Samples	ATF	AAF	Samples	ATF	AAF	Samples	ATF	AAF	Samples	ATF	AAF	
Almaty, Kazakhstan	29	0	0	154	0	1	0	0	0	0	0	0	183
Athens, Greece	380	1	25	154	2	2	0	0	0	0	0	0	534
Bangkok, Thailand	430	0	13	365	0	1	0	0	0	0	0	0	795
Barcelona, Spain	147	0	4	93	0	3	0	0	7	0	0	0	247
Beijing, China	435	4	7	589	0	1	0	0	0	0	0	0	1024
Bloemfontein, South Africa	280	1	24	75	0	1	0	0	6	0	0	0	361
Bogota, Colombia	575	1	15	60	0	0	10	0	0	0	0	0	645
Bucharest, Romania	228	2	4	190	0	3	5	0	0	0	0	0	423
Cologne, Germany	1200	5	51	693	4	5	0	0	36	0	0	0	1929
New Delhi, India	606	1	33	356	0	3	0	0	0	0	0	0	962
Dresden, Germany	633	0	18	338	1	0	0	0	0	0	0	0	971
Ghent, Belgium	810	10	32	233	8	26	0	0	0	0	0	0	1043
Havana, Cuba	190	4	17	327	13	1	0	0	28	0	0	0	545
Helsinki, Finland	609	9	12	478	20	4	0	0	10	0	0	0	1097
Lausanne, Switzerland	356	5	18	321	4	0	0	0	17	0	0	0	694
Lisbon, Portugal	349	4	5	108	5	0	0	0	1	0	0	0	458
London, UK	697	14	13	560	3	1	126	0	122	0	0	0	1505
Los Angeles, USA	184	3	5	261	4	7	0	0	0	0	0	0	445
Madrid, Spain	484	2	16	179	0	1	0	0	0	0	0	0	663
Montreal, Canada	735	1	42	341	2	6	23	0	18	0	0	0	1117
Moscow, Russia	2317	20	86	1295	34	26	1	0	7	0	0	0	3620
Oslo, Norway	378	12	7	334	23	4	10	8	0	0	0	0	722
Paris, France	1204	7	40	89	0	4	14	0	22	0	0	0	1329
Rio de Janeiro, Brazil**	22	0	5	3	0	0	0	0	0	0	0	0	25
Rome, Italy	699	4	14	23	4	0	15	0	0	0	0	0	737
Seibersdorf, Austria	443	1	21	207	1	4	0	0	8	0	0	0	658
Seoul, Korea	1007	0	9	968	0	10	0	0	0	0	0	0	1975
Stockholm, Sweden	404	13	20	657	33	9	3	0	8	0	0	0	1072
Sydney, Australia	1221	3	20	1410	1	4	4	0	81	0	0	0	2716
Mexico City, Mexico***	141	6	13	183	5	32	0	0	0	0	0	0	324
Tokyo, Japan	728	1	7	404	0	3	0	0	2	0	0	0	1134
Salt Lake City, USA	277	8	15	443	8	4	12	0	19	0	0	0	751
Warsaw, Poland	276	5	45	31	0	0	0	0	0	0	0	0	307
Totals	18,474	147	656	11,922	175	166	223	8	392	-	-	-	31,011

* These figures do not include blood samples taken for the ABP

** Laboratory accreditation suspended in August 2013

*** Laboratory accreditation granted on 26 June 2013

Table 10: GC/C/IRMS and EPO Tests Conducted per Laboratory

Laboratory	Urine GC/C/IRMS						Urine EPO (including recombinant EPOs and analogues)							
	IC		OOO		Total Samples	% AAF	IC		OOO		Total Samples	% AAF		
	Samples	AAF	Samples	AAF			Samples	ATF	AAF	Samples			ATF	AAF
Almaty, Kazakhstan	2	2	15	2	17	23.5%	-	-	-	-	-	-	-	
Athens, Greece	25	2	10	1	35	8.6%	821	0	0	170	0	0	991	0%
Bangkok, Thailand	2	1	-	-	2	50.0%	-	-	-	-	-	-	-	-
Barcelona, Spain	17	0	29	2	46	4.3%	324	0	2	586	0	0	910	0.2%
Beijing, China	271	2	415	0	686	0.3%	684	0	0	789	0	0	1473	0%
Bloemfontein, South Africa	40	7	21	8	61	24.6%	428	0	0	141	0	0	569	0%
Bogota, Colombia	74	2	4	0	78	2.6%	131	0	0	21	0	0	152	0%
Bucharest, Romania	14	1	13	0	27	3.7%	69	0	0	64	0	1	133	0.8%
Cologne, Germany	200	14	169	4	369	4.9%	861	3	2	2753	2	3	3614	0.1%
New Delhi, India	16	12	2	2	18	77.8%	172	0	0	12	0	0	184	0%
Dresden, Germany	84	2	97	0	181	1.1%	646	0	0	1679	0	0	2325	0%
Ghent, Belgium	104	1	51	4	155	3.2%	1133	0	4	545	0	0	1678	0.2%
Havana, Cuba	-	-	-	-	-	-	13	0	0	10	0	0	23	0%
Helsinki, Finland	38	0	98	0	136	0%	30	0	0	132	0	0	162	0%
Lausanne, Switzerland*	133	7	305	2	438	2.1%	451	0	2	1033	0	2	1484	0.3%
Lisbon, Portugal	6	0	1	-	7	-	48	0	0	280	0	1	328	0.3%
London, UK	167	1	124	0	291	0.3%	520	0	0	243	0	0	763	0%
Los Angeles, USA	107	4	168	6	275	3.6%	380	0	6	299	0	0	679	0.9%
Madrid, Spain ¹	69	1	27	0	96	1.0%	281	0	4	153	0	0	434	0.9%
Montreal, Canada ²	509	10	136	1	645	1.7%	685	0	4	328	0	0	1013	0.4%
Moscow, Russia	319	14	334	4	653	2.8%	1701	0	3	1472	0	4	3173	0.2%
Oslo, Norway	61	1	94	2	155	1.9%	138	0	2	111	0	0	249	0.8%
Paris, France ³	336	9	150	0	486	1.9%	610	2	2	67	0	0	677	0.3%
Rio de Janeiro, Brazil**	-	-	-	-	-	-	38	0	0	1	0	0	39	0%
Rome, Italy	108	9	56	0	164	5.5%	875	0	7	458	0	0	1333	0.5%
Seibersdorf, Austria	43	1	118	3	161	2.5%	682	0	1	318	0	3	1000	0.4%
Seoul, Korea	11	0	3	0	14	0%	26	0	0	15	0	0	41	0%
Stockholm, Sweden	32	1	99	5	131	4.6%	60	0	0	43	0	0	103	0%
Sydney, Australia	32	0	66	2	98	2.0%	221	0	0	387	0	0	608	0%
Mexico City, Mexico***	1	0	-	-	1	0%	18	0	0	-	-	-	18	0%
Tokyo, Japan	82	0	79	0	161	0%	125	0	0	54	0	0	179	0%
Salt Lake City, USA	168	5	261	7	429	2.8%	345	0	0	723	0	0	1068	0%
Warsaw, Poland	39	1	30	0	69	1.4%	145	0	0	75	0	0	220	0%
Totals	3,110	110	2,975	55	6,085	2.7%	12,661	5	39	12,962	2	14	25,623	0.2%

* Laboratory also performed the following tests in samples provided by the IOC for further analysis: 102 GC/C/IRMS, 89 EPO in Urine and 112 EPO in Blood

** Laboratory accreditation suspended in August 2013

*** Laboratory accreditation granted on 26 June 2013

¹ Laboratory also reported one (1) EPO AAF in blood (IC sample)

² Laboratory also reported two (2) EPO AAFs in blood (one IC and one OOC sample)

³ Laboratory also reported one (1) EPO AAF in blood (IC sample)

2013 Anti-Doping Testing Figures
Samples Analyzed and Reported by Accredited Laboratories in ADAMS

Table 11: hGH, HBT (Transfusion) and HBOCs Tests Conducted per Laboratory

Laboratory	hGH ¹						Blood HBT (Transfusion)						HBOCs					
	IC		OOOC		Total	% AAF	IC		OOOC		Total	% AAF	IC		OOOC		Total	% AAF
	Samples	AAF	Samples	AAF			Samples	AAF	Samples	AAF			Samples	AAF	Samples	AAF		
Almaty, Kazakhstan	-	-	-	-	-	-	-	-	-	-	-	-	-	-	-	-	-	-
Athens, Greece	-	-	-	-	-	-	-	-	-	-	-	-	-	-	-	-	-	-
Bangkok, Thailand	-	-	-	-	-	-	-	-	-	-	-	-	-	-	-	-	-	-
Barcelona, Spain	-	-	15	0	15	0%	18	0	11	0	29	0%	128	0	11	0	139	0%
Beijing, China	2	0	116	0	118	0%	-	-	5	0	5	0%	-	-	-	-	-	-
Bloemfontein, South Africa	-	-	11	0	11	0%	-	-	-	-	-	-	-	-	-	-	-	-
Bogota, Colombia	-	-	-	-	-	-	-	-	-	-	-	-	-	-	-	-	-	-
Bucharest, Romania	30	0	110	0	140	0%	-	-	-	-	-	-	-	-	-	-	-	-
Cologne, Germany	15	0	185	0	200	0%	33	0	239	0	272	0%	109	0	238	0	347	0%
New Delhi, India	42	0	126	0	168	0%	-	-	33	0	33	0%	42	0	159	0	201	0%
Dresden, Germany	-	-	95	-	95	0%	-	-	-	-	-	-	-	-	3	0	3	0%
Ghent, Belgium	-	-	-	-	-	-	-	-	-	-	-	-	-	-	-	-	-	-
Havana, Cuba	-	-	141	0	141	0%	-	-	-	-	-	-	-	-	-	-	-	-
Helsinki, Finland	-	-	27	0	27	0%	-	-	-	-	-	-	-	-	-	-	-	-
Lausanne, Switzerland	16	0	55	0	71	0%	3	0	27	0	30	0%	-	-	31	0	31	0%
Lisbon, Portugal	-	-	50	0	50	0%	-	-	-	-	-	-	-	-	-	-	-	-
London, UK	58	0	157	0	215	0%	-	-	-	-	-	-	-	-	-	-	-	-
Los Angeles, USA	-	-	-	-	-	-	-	-	-	-	-	-	-	-	-	-	-	-
Madrid, Spain	-	-	11	0	11	0%	-	-	-	-	-	-	-	-	-	-	-	-
Montreal, Canada	35	0	79	0	114	0%	18	0	45	0	63	0%	7	0	56	0	63	0%
Moscow, Russia	52	0	12	0	64	0%	118	0	25	0	143	0%	-	-	34	0	34	0%
Oslo, Norway	-	-	12	0	12	0%	8	0	-	-	8	0%	6	0	-	-	6	0%
Paris, France	123	0	87	0	210	0%	-	-	-	-	-	-	8	0	13	0	21	0%
Rio de Janeiro, Brazil*	-	-	-	-	-	-	-	-	-	-	-	-	-	-	-	-	-	-
Rome, Italy	14	0	117	0	131	0%	196	0	1	0	197	0%	49	0	1	0	50	0%
Seibersdorf, Austria	-	-	192	0	192	0%	-	-	-	-	-	-	-	-	27	0	27	0%
Seoul, Korea	-	-	-	-	-	-	-	-	-	-	-	-	-	-	-	-	-	-
Stockholm, Sweden	11	0	36	0	47	0%	-	-	-	-	-	-	-	-	-	-	-	-
Sydney, Australia	37	0	141	0	178	0%	-	-	-	-	-	-	43	0	163	0	206	0%
Mexico City, Mexico**	-	-	-	-	-	-	-	-	-	-	-	-	-	-	-	-	-	-
Tokyo, Japan	-	-	2	0	2	0%	-	-	-	-	-	-	6	0	34	0	40	0%
Salt Lake City, USA	74	0	499	0	573	0%	-	-	-	-	-	-	-	-	-	-	-	-
Warsaw, Poland	-	-	13	0	13	0%	4	0	2	0	6	0.0%	-	-	13	0	13	0%
Totals	509	0	2289	0	2798		398	0	388	0	786		398	0	783	0	1181	

¹ hGH reporting delayed from 28 Mar 2013 to 31 Dec 2013

* Laboratory accreditation revoked in 2013

** Laboratory accreditation granted on 26 June 2013

Table 12: Summary - Substances (AAFs and ATFs) Identified in Each Drug Class in ADAMS (All Sports)

Substance Group	Occurrences	% of all ADAMS reported findings
S1. Anabolic Agents	3320	63%
S6. Stimulants	530	10%
S5. Diuretics and Other Masking Agents	393	7.5%
S9. Glucocorticosteroids	330	6.3%
S2. Peptide Hormones, Growth Factors and Related Substances	202	3.8%
S8. Cannabinoids	188	3.6%
S3. Beta-2 Agonists	138	2.6%
S4. Hormone and Metabolic Modulators	93	1.8%
S7. Narcotics	43	0.8%
P2. Beta-Blockers	25	0.5%
P1. Alcohol	8	0.2%
M2. Chemical and Physical Manipulation	1	0.02%
M1. Enhancement of Oxygen Transfer	0	0.0%
TOTAL*	5271	

* The *Adverse Analytical Findings* (AAFs) and *Atypical Findings* (ATFs) in this report are not to be confused with adjudicated or sanctioned Anti-Doping Rule Violations (ADRVs), as the figures given in this report may contain findings that underwent the Therapeutic Use Exemption (TUE) approval process or multiple findings on the same Athlete. In addition *Atypical Findings* may correspond to multiple measurements performed on the same *Athlete*, such as in the case of longitudinal studies on testosterone.

Table 13: Substances (AAFs and ATFs) Identified in Each Drug Class in ADAMS (All Sports)

S1.1 Anabolic Agents	Occurrences	% within drug class
T/E ratio > 4	1859	59.6%
stanozolol	329	10.6%
dehydrochloromethyl-testosterone	217	7.0%
19-norandrosterone	183	5.9%
metandienone	120	3.8%
boldenone	77	2.5%
drostanolone	62	2.0%
metenolone	62	2.0%
oxandrolone	43	1.4%
trenbolone	28	0.9%
mesterolone	19	0.6%
testosterone	18	0.6%
3a-hydroxy-5a-androstan-17-one	16	0.5%
prasterone (dehydroepiandrosterone, DHEA)	16	0.5%
clostebol	13	0.4%
methasterone	10	0.3%
oxymetholone	9	0.3%
methyltestosterone	7	0.2%
boldione	5	0.2%
1-androstendione	3	0.1%
1-testosterone	2	0.1%
5a-androstane-3a,17b-diol	2	0.1%
danazol	2	0.1%
etiocholanolone	2	0.1%
methyltrienolone	2	0.1%
19-norandrostenedione	1	0.0%
5b-androstan-3a,17b-diol	1	0.03%
androstenedione (androst-4-ene-3,17-dione)	1	0.03%
desoxymethyltestosterone	1	0.03%
dihydrotestosterone	1	0.03%
fluoxymesterone	1	0.03%
formestane	1	0.03%
methyl-1-testosterone	1	0.03%
methylclostebol	1	0.03%
oxabolone	1	0.03%
promagnon	1	0.03%
stenbolone	1	0.03%
TOTAL*	3118	
S1.2 Other Anabolic Agents		
clenbuterol	183	90.6%
selective androgen receptor modulators (SARMs)	13	6.4%
tibolone	5	2.5%
zeranol	1	0.5%
TOTAL*	202	

* The *Adverse Analytical Findings* (AAF) and *Atypical Findings* (ATF) in this report are not to be confused with adjudicated or sanctioned Anti-Doping Rule Violations (ADRV), as the figures given in this report may contain findings that underwent the Therapeutic Use Exemption (TUE) approval process or multiple findings on the same Athlete. In addition, *Atypical Findings* may correspond to multiple measurements performed on the same *Athlete*, such as in the case of longitudinal studies on testosterone.

Table 13: Substances (AAFs and ATFs) Identified in Each Drug Class in ADAMS (All Sports) - continued

S.2 Peptide Hormones, Growth Factors and Related Substances	Occurrences	% within drug class
chorionic gonadotrophin (CG)	124	61.4%
erythropoietin (EPO)	56	27.7%
luteinizing hormone (LH)	15	7.4%
darbepoetin (dEPO)	5	2.5%
methoxy polyethylene glycol-epoetin beta (CERA)	2	1.0%
TOTAL*	202	

S.3 Beta-2 Agonists	Occurrences	% within drug class
terbutaline	103	74.6%
fenoterol	15	10.9%
salbutamol	11	8.0%
salmeterol	9	6.5%
TOTAL*	138	

S.4 Hormone and Metabolic Modulators	Occurrences	% within drug class
tamoxifen	40	43.0%
clomiphene	24	25.8%
peroxisome proliferator activated receptor δ (PPAR δ) agonists (GW1516)	11	11.8%
anastrozole	6	6.5%
letrozole	5	5.4%
androstatrienedione	2	2.2%
androstene-3,6,17 trione (6-oxo)	2	2.2%
insulin (aspart)	1	1.1%
insulin (humalog)	1	1.1%
toremifene	1	1.1%
TOTAL*	93	

S.5 Diuretics and Other Masking Agents	Occurrences	% within drug class
furosemide	145	36.9%
hydrochlorothiazide	125	31.8%
canrenone	23	5.9%
chlorothiazide	23	5.9%
amiloride	18	4.6%
triamterene	15	3.8%
acetazolamide	14	3.6%
indapamide	6	1.5%
glycerol	5	1.3%
probenecid	5	1.3%
chlortalidone	3	0.8%
spironolactone	3	0.8%
bumetanide	2	0.5%
4-amino-6-chloro-1,3-benzenedisulfonamide	1	0.3%
dextran	1	0.3%
dorzolamide	1	0.3%
eplerenone	1	0.3%
torasemide	1	0.3%
trichloromethiazide	1	0.3%
TOTAL*	393	

* The *Adverse Analytical Findings* (AAF) and *Atypical Findings* (ATF) in this report are not to be confused with adjudicated or sanctioned Anti-Doping Rule Violations (ADRV), as the figures given in this report may contain findings that underwent the Therapeutic Use Exemption (TUE) approval process or multiple findings on the same Athlete. In addition, *Atypical Findings* may correspond to multiple measurements performed on the same *Athlete*, such as in the case of longitudinal studies on testosterone.

Table 13: Substances (AAFs and ATFs) Identified in Each Drug Class in ADAMS (All Sports) - continued

S.6 Stimulants	Occurrences	% within drug class
methylhexaneamine (dimethylpentylamine)	169	31.9%
methylphenidate	66	12.5%
cocaine	52	9.8%
amfetamine	47	8.9%
oxilofrine (methysynephrine)	22	4.2%
sibutramine	20	3.8%
tuaminoheptane	15	2.8%
fonturacetam [4-phenylpiracetam (carphedon)]	10	1.9%
ephedrine	10	1.9%
methylenedioxyamphetamine	9	1.7%
modafinil	8	1.5%
cathine	7	1.3%
methamphetamine (D-)	7	1.3%
phentermine	7	1.3%
pseudoephedrine	7	1.3%
d-amphetamine/dextroamphetamine	6	1.1%
heptaminol	6	1.1%
mephentermine	6	1.1%
pseudoephedrine	6	1.1%
beta-methylphenylethylamine	5	0.9%
isometheptene	4	0.8%
N-ethyl-1-phenylbutan-2-amine	4	0.8%
nikethamide	4	0.8%
hydroxyamphetamine (parahydroxyamphetamine)	3	0.6%
N, alpha-diethyl-benzeneethanamine	3	0.6%
N,N-dimethyl-2-phenylpropan-1-amine	3	0.6%
1-Phenylbutan-2-amine	2	0.4%
amfepramone	2	0.4%
beta-methylphenethylamine	2	0.4%
bromantan	2	0.4%
N, alpha-diethylbenzeneethanamine	2	0.4%
octopamine	2	0.4%
phenpromethamine	2	0.4%
2-amino-N-ethyl-1-phenylbutan (N,alfa-diethyl-benzeneethanamine)	1	0.2%
cathinone and its analogues	1	0.2%
etamivan	1	0.2%
hydroxyamphetamine	1	0.2%
levmethamphetamine	1	0.2%
mephedrone	1	0.2%
methylephedrine	1	0.2%
N-ethyl-1-phenyl-2-butanamine	1	0.2%
strychnine	1	0.2%
tenamfetamine (methylenedioxyamphetamine)	1	0.2%
TOTAL*	530	

* The *Adverse Analytical Findings* (AAF) and *Atypical Findings* (ATF) in this report are not to be confused with adjudicated or sanctioned Anti-Doping Rule Violations (ADRV), as the figures given in this report may contain findings that underwent the Therapeutic Use Exemption (TUE) approval process or multiple findings on the same Athlete. In addition, *Atypical Findings* may correspond to multiple measurements performed on the same *Athlete*, such as in the case of longitudinal studies on testosterone.

Table 13: Substances (AAFs and ATFs) Identified in Each Drug Class in ADAMS (All Sports) - continued

S.7 Narcotics	Occurrences	% within drug class
morphine	25	58.1%
oxycodone	6	14.0%
methadone	5	11.6%
fentanyl and its derivatives	4	9.3%
buprenorphine	2	4.7%
pethidine (meperidine)	1	2.3%
TOTAL*	43	

S.8 Cannabinoids	Occurrences	% within drug class
carboxy-THC	175	93.1%
JWH-018	8	4.3%
JWH-073	4	2.1%
N-(adamantan-1-yl)-1-(5-fluoropentyl)-1H-indole-3-carboxamide (STS-135) metabolites	1	0.5%
TOTAL*	188	

S.9 Glucocorticosteroids	Occurrences	% within drug class
budesonide	135	40.9%
prednisolone	58	17.6%
prednisone	55	16.7%
betamethasone	35	10.6%
dexamethasone	18	5.5%
methylprednisolone	14	4.2%
triamcinolone acetonide	12	3.6%
fluticasone propionate	2	0.6%
triamcinolone	1	0.3%
TOTAL*	330	

P1. Alcohol	Occurrences	% within drug class
alcohol	8	100%
TOTAL*	8	

P2. Beta-Blockers	Occurrences	% within drug class
propranolol	8	32.0%
bisoprolol	7	28.0%
metoprolol	5	20.0%
atenolol	3	12.0%
celiprolol	1	4.0%
carteolol	1	4.0%
TOTAL*	25	

M2. Chemical and Physical Manipulation	Occurrences	% within drug class
chemical and physical manipulation	1	100%
TOTAL*	1	

* The *Adverse Analytical Findings* (AAFs) and *Atypical Findings* (ATFs) in this report are not to be confused with adjudicated or sanctioned Anti-Doping Rule Violations (ADRVs), as the figures given in this report may contain findings that underwent the Therapeutic Use Exemption (TUE) approval process or multiple findings on the same Athlete. In addition, *Atypical Findings* may correspond to multiple measurements performed on the same *Athlete*, such as in the case of longitudinal studies on testosterone.

2013 Anti-Doping Testing Figures
Samples Analyzed and Reported by Accredited Laboratories in ADAMS

Table 14: Total Laboratory AAFs* and ATFs* per Drug Class as Reported in ADAMS (All Sports)

Laboratory	Anabolic Agents	Peptide Hormones, Growth Factors and Related Substances	Beta-2 Agonists	Hormone and Metabolic Modulators	Diuretics and Other Masking Agents	Stimulants	Narcotics	Cannabinoids	Glucocorticosteroids	Alcohol	Beta-Blockers	Enhancement of Oxygen Transfer	Chemical and Physical Manipulation	Total Findings per Lab	% of total Findings
	S1.	S2.	S3.	S4.	S5.	S6.	S7.	S8.	S9.	P1.	P2.	M1.	M2.		
Almaty, Kazakhstan	16	-	-	-	2	2	-	1	-	-	-	-	-	21	0.4%
Athens, Greece	82	8	3	3	20	16	-	5	7	-	-	-	-	144	2.7%
Bangkok, Thailand	18	3	1	1	12	6	-	-	1	-	-	-	-	42	0.8%
Barcelona, Spain	33	2	8	-	4	3	-	1	8	-	-	-	-	59	1.1%
Beijing, China	29	4	1	-	13	2	-	-	7	-	2	-	-	58	1.1%
Bloemfontein, South Africa	49	1	1	1	14	34	-	4	11	-	-	-	-	115	2.2%
Bogota, Colombia	13	-	-	1	10	19	-	-	3	-	-	-	-	46	0.9%
Bucharest, Romania	40	2	-	-	2	3	-	1	2	-	-	-	-	50	0.9%
Cologne, Germany	437	16	3	7	21	37	10	13	19	-	2	-	1	566	10.7%
New Delhi, India	129	5	1	4	15	51	-	12	11	-	-	-	-	228	4.3%
Dresden, Germany	47	-	2	3	12	4	2	7	2	-	-	-	-	79	1.5%
Ghent, Belgium	215	11	3	8	7	28	1	23	15	-	1	-	-	312	5.9%
Havana, Cuba	69	-	-	-	14	-	-	-	3	-	1	-	-	87	1.7%
Helsinki, Finland	121	1	1	3	3	2	-	1	1	-	1	-	-	134	2.5%
Lausanne, Switzerland	121	7	2	2	4	12	3	8	11	-	-	-	-	170	3.2%
Lisbon, Portugal	62	1	1	1	3	9	-	6	2	-	1	-	-	86	1.6%
London, UK	12	17	3	1	7	14	1	6	2	-	2	-	-	65	1.2%
Los Angeles, USA	62	6	3	5	19	21	1	5	8	-	-	-	-	130	2.5%
Madrid, Spain	33	7	7	2	14	22	-	5	17	-	4	-	-	111	2.1%
Montreal, Canada	77	6	9	15	46	27	4	6	8	-	4	-	-	202	3.8%
Moscow, Russia	575	8	11	5	48	48	2	15	25	-	2	-	-	739	14.0%
Oslo, Norway	209	3	12	-	-	9	2	3	4	8	1	-	-	251	4.8%
Paris, France	93	28	12	6	10	33	13	31	79	-	2	-	-	307	5.8%
Rio de Janeiro, Brazil	2	2	2	6	5	7	-	-	4	-	-	-	-	28	0.5%
Rome, Italy	179	31	7	-	12	13	1	15	24	-	1	-	-	283	5.4%
Seibersdorf, Austria	145	6	4	4	19	6	-	6	14	-	-	-	-	204	3.9%
Seoul, Korea	10	1	-	-	10	4	1	-	-	-	-	-	-	26	0.5%
Stockholm, Sweden	139	-	32	-	1	6	-	5	30	-	-	-	-	213	4.0%
Sydney, Australia	7	11	2	-	7	24	1	2	4	-	-	-	-	58	1.1%
Mexico City, Mexico	138	-	-	-	5	13	-	1	2	-	-	-	-	159	3.0%
Tokyo, Japan	8	1	-	-	7	2	-	-	1	-	-	-	-	19	0.4%
Salt Lake City, USA	62	1	7	1	10	14	1	2	-	-	-	-	-	98	1.9%
Warsaw, Poland	88	13	-	14	17	39	-	4	5	-	1	-	-	181	3.4%
TOTAL PER DRUG CLASS	3320	202	138	93	393	530	43	188	330	8	25	0	1	5271	
% of Drug Class	63.0%	3.8%	2.6%	1.8%	7.5%	10.1%	0.8%	3.6%	6.3%	0.2%	0.5%	0%	0.02%		

* **The Adverse Analytical Findings (AAFs) and Atypical Findings (ATFs) in this report are not to be confused with adjudicated or sanctioned Anti-Doping Rule Violations (ADRVs)**, as the figures given in this report may contain findings that underwent the Therapeutic Use Exemption (TUE) approval process or multiple findings on the same *Athlete*. In addition, *Atypical Findings* may correspond to multiple measurements performed on the same *Athlete*, such as in the case of longitudinal studies on testosterone.



2013 Anti-Doping Testing Figures Sport Report

Table of Contents

Table 1 :	Total Samples Analyzed in Olympic Sport/Disciplines (as reported in ADAMS)
Table 2 :	Total Samples Analyzed in IOC Recognized Sport) s (as reported in ADAMS)
Table 3 :	Total Samples Analyzed in AIMS Sport/Disciplines (as reported in ADAMS)
Table 4 :	Total Samples Analyzed in Sports for Athletes with an Impairment (as reported in ADAMS)
Table 5 :	Total Samples Analyzed in IPC Sport/Disciplines (as reported in ADAMS)
Table 6 :	Total Samples Analyzed in Other Sport/Disciplines) U o
Table 7 :	GC/C/IRMS Tests Conducted Olympic Sport/Disciplines
Table 8 :	EPO Tests Conducted Olympic Sport/Disciplines
Table 9 :	hGH Tests Conducted Olympic Sport/Disciplines
Table 10 :	HB\# " T (Transfusion) Tests Conducted Olympic Sport/Disciplines
Table 11 :	GC/C/IRMS Tests Conducted in IOC Recognized Sport/Disciplines
Table 12 :	EPO Tests Conducted in IOC Recognized Sport/Disciplines
Table 13 :	hGH Tests Conducted in IOC Recognized Sport/Disciplines
Table 14 :	HBOCs and HBT (Transfusion) Tests Conducted in IOC Recognized Sport/Disciplines
Table 15 :	GC/C/IRMS Tests Conducted in AIMS Sport/Disciplines
Table 16 :	EPO Tests Conducted in AIMS Sport/Disciplines
Table 17 :	hGH, HBOCs and HBT (Transfusion) Tests Conducted in AIMS Sport/Disciplines
Table 18 :	GC/C/IRMS Tests Conducted in Sport for Athletes with an Impairment
Table 19 :	GC/C/IRMS Tests Conducted in IPC Sport/Disciplines
Table 20 :	EPO Tests Conducted in Sport for Athletes with an Impairment
Table 21 :	EPO Tests Conducted in IPC Sport/Disciplines
Table 22 :	hGH, HBOCs and HBT (Transfusion) Tests Conducted in Sport for Athletes with an Impairment
Table 23 :	hGH, HBOCs and HBT (Transfusion) Tests Conducted in IPC Sport/Disciplines

Terms and Abbreviations

IC	In-Competition
OOO	Out-of-Competition
Sample	Any biological material collected for the purposes of <i>Doping Control</i> *
AAF	Adverse Analytical Finding
ATF	Atypical Finding
GC/C/IRMS	Gas Chromatograph/Carbon/Isotope Ratio Mass Spectrometer (e.g."IRMS")
EPO	Erythropoetins
hGH	hGH Isoform Differential Immunoassays
HBT	Homologous Blood Transfusion
HBOCs	Haemoglobin Based Oxygen Carriers
IOC	International Olympic Committee
AIMS	Alliance of Independent Members of SportAccord
NADO	National Anti-Doping Organization
RADO	Regional Anti-Doping Organization
NOC	National Olympic Committee
IF	International Federation
NF	National Federation
TA	Testing Authority
SCA	Sample Collection Authority
ADAMS	Anti-Doping Administration and Management System
ABP	Athlete Biological Passport
IPC	International Paralympic Committee**

* biological material limited to urine and blood in this report

** limited to sport/disciplines under the auspices of the IPC (others are compiled under the category "Sports for Athletes with an Impairment")

2013 Anti-Doping Testing Figures
Samples Analyzed and Reported by Accredited Laboratories in ADAMS

Table 1: Total Samples Analyzed in Olympic Sport/Disciplines* (as reported in ADAMS)

Sport	Discipline	Urine						Blood						Total per Sport	% AAF	
		IC Samples	ATF	AAF	OOC Samples	ATF	AAF	IC Samples	ATF	AAF	OOC Samples	ATF	AAF			Sub Total
Aquatics	Swimming	4264	11	61	4091	26	7	121	0	0	140	0	0	8616	11,585	0.8%
	Water Polo	857	3	9	628	13	0	12	0	0	7	0	0	1504		
	Diving	401	2	3	294	2	2	-	-	-	-	-	-	695		
	Synchronized Swimming	153	0	2	146	0	0	-	-	-	-	-	-	299		
	Open Water	167	1	1	49	0	0	34	0	0	1	0	0	251		
	Aquatics	161	0	1	59	1	2	-	-	-	-	-	-	220		
Archery	Archery	663	2	3	191	0	0	-	-	-	3	0	0	857	871	0.3%
	Recurve	3	0	0	10	0	0	-	-	-	-	-	-	13		
	Compound	-	-	-	1	0	0	-	-	-	-	-	-	1		
Athletics	Athletics	11724	85	180	8323	85	63	132	0	1	491	1	0	20670	24,942	1.2%
	Track	484	5	11	952	19	4	4	0	0	78	0	0	1518		
	Marathon	562	8	9	131	1	0	6	0	0	13	0	0	712		
	Walking	133	0	4	234	2	1	-	-	-	22	0	0	389		
	Field	95	1	6	241	1	1	2	0	0	12	0	0	350		
	Cross Country	305	3	3	1	0	0	18	0	0	-	-	-	324		
	Road	102	1	1	51	1	0	-	-	-	31	0	0	184		
	Combined	118	0	0	45	0	0	-	-	-	4	0	0	167		
	Indoor Athletics	154	1	2	9	1	0	-	-	-	-	-	-	163		
	Shot Put	69	0	1	78	0	2	-	-	-	1	0	0	148		
	Discus Throwing	41	0	0	96	1	0	-	-	-	2	0	0	139		
	Mountain Running	112	0	2	7	1	0	13	0	0	2	0	0	134		
	High Jump	9	1	1	29	0	0	-	-	-	-	-	-	38		
	Ultra Running	6	0	0	-	-	-	-	-	-	-	-	-	6		
Badminton	-	760	4	2	504	2	0	-	-	-	-	-	-	1,264	0.2%	
Basketball	-	3492	24	34	1933	28	1	80	0	0	41	0	0	-	5,546	0.6%
Biathlon	-	1240	19	11	1004	15	4	-	-	-	94	0	0	-	2,338	0.6%
Bobsleigh	Bobsleigh	173	3	1	801	9	0	2	0	0	103	0	0	1079	1,372	0.1%
	Skeleton	143	1	1	144	1	0	-	-	-	6	0	0	293		
Boxing	-	1690	17	43	1666	25	7	11	0	0	155	0	0	-	3,522	1.4%
Canoe / Kayak	Canoe Kayak	1400	6	18	1936	18	9	18	0	0	111	0	0	3465	4,024	0.7%
	Canoe Slalom (Slalom)	139	2	1	102	2	0	-	-	-	3	0	0	244		
	Canoe Sprint (Flatwater)	61	1	0	130	5	0	13	0	0	16	0	0	220		
	Canoe Marathon	25	0	0	7	0	0	1	0	0	3	0	0	36		
	Canoe Polo	32	0	2	3	0	0	-	-	-	-	-	-	35		
	Wildwater Canoeing	-	-	-	10	0	0	-	-	-	-	-	-	10		
	Ocean Racing	7	0	0	-	-	-	-	-	-	-	-	-	7		
	Canoe Freestyle	-	-	-	6	0	0	-	-	-	-	-	-	6		
Canoe Sailing	-	-	-	1	0	0	-	-	-	-	-	-	1			
Curling	-	193	0	2	344	3	0	-	-	-	-	-	-	537	0.4%	

* IFs who are members of ASOIF/AOIWF (Association of Summer/Winter Olympic International Sports Federations) and may include non-Olympic disciplines linked to the IF. Data may include tests conducted in non-Olympic disciplines of the sport.

2013 Anti-Doping Testing Figures
Samples Analyzed and Reported by Accredited Laboratories in ADAMS

Table 1: Total Samples Analyzed in Olympic Sport/Disciplines* (as reported in ADAMS) - continued

Sport	Discipline	Urine						Blood						Total per Sport	% AAF	
		IC	ATF	AAF	IC	ATF	AAF	IC	ATF	AAF	IC	ATF	AAF			Sub Total
Cycling	Cycling	5566	103	122	3497	62	10	168	0	1	241	0	0	9472	22,252	1.2%
	Road	4903	112	73	2740	40	11	319	0	1	309	0	0	8271		
	Track	1275	17	14	512	9	2	26	0	0	83	0	0	1896		
	Mountain Bike	1114	17	28	236	11	1	-	-	-	27	0	0	1377		
	Cyclo Cross	689	7	5	16	0	0	25	0	0	-	-	-	730		
	BMX	337	5	9	77	1	0	5	0	0	7	0	0	426		
	Trial	31	0	0	1	0	0	-	-	-	-	-	-	32		
	Artistic Cycling	28	0	0	2	0	0	-	-	-	-	-	-	30		
	Biological Passport**	-	-	-	-	-	-	1	0	0	13	0	0	14		
Cycle Ball	4	0	1	-	-	-	-	-	-	-	-	-	4			
Equestrian	Equestrian	335	0	9	51	0	0	-	-	-	1	0	0	387	566	2.3%
	Jumping	45	0	2	13	0	0	-	-	-	-	-	-	58		
	Dressage	31	0	0	12	0	0	-	-	-	-	-	-	43		
	Eventing	30	0	1	5	0	0	-	-	-	-	-	-	35		
	Professional Racing	19	0	0	1	0	0	-	-	-	-	-	-	20		
	Endurance	12	0	1	-	-	-	-	-	-	-	-	-	12		
	Vaulting	8	0	0	3	0	0	-	-	-	-	-	-	11		
Fencing	Fencing	954	11	3	600	15	2	-	-	-	-	-	-	1554	1,980	0.4%
	Foil	83	0	1	78	0	0	-	-	-	-	-	-	161		
	Epee	84	2	1	73	1	0	-	-	-	-	-	-	157		
	Sabre	51	4	0	57	0	0	-	-	-	-	-	-	108		
Field Hockey	Field Hockey	674	2	2	741	3	0	-	-	-	4	0	0	1419	1,452	0.1%
	Indoor	30	0	0	3	0	0	-	-	-	-	-	-	33		
Football	Football	21141	157	123	5545	109	12	494	0	0	173	0	0	27353	28,002	0.5%
	Futsal	487	1	5	144	2	0	-	-	-	-	-	-	631		
	Beach Football	10	1	0	8	0	0	-	-	-	-	-	-	18		
Golf	-	389	3	2	94	2	0	-	-	-	-	-	-	483	0.4%	
Gymnastics	Gymnastics	338	1	3	454	4	0	9	0	0	2	0	0	803	2,142	0.5%
	Artistic	213	0	3	385	5	1	7	0	0	10	0	0	615		
	Rhythmic	159	0	2	130	0	0	-	-	-	-	-	-	289		
	Trampoline	132	0	1	110	2	0	-	-	-	-	-	-	242		
	Sport Aerobics	52	1	0	68	1	0	-	-	-	-	-	-	120		
	Sport Acrobatics	45	0	0	25	0	0	-	-	-	-	-	-	70		
	Tumbling	-	-	-	3	0	0	-	-	-	-	-	-	3		
Handball	Handball	1790	15	14	1398	22	1	-	-	-	17	0	0	3205	3,231	0.5%
	Beach	16	5	0	10	0	0	-	-	-	-	-	-	26		
Ice Hockey	-	1678	34	28	1757	29	4	6	0	0	47	0	0	-	3,488	0.9%
Judo	-	2575	10	54	1872	11	11	2	0	0	27	0	0	-	4,476	1.5%
Luge	-	156	0	1	321	8	0	-	-	-	-	-	-	-	477	0.2%
Modern Pentathlon	-	295	1	1	234	3	1	2	0	0	24	0	0	-	555	0.4%

* IFs who are members of ASOIF/AOIWF (Association of Summer/Winter Olympic International Sports Federations) and may include non-Olympic disciplines linked to the IF. Data may include tests conducted in non-Olympic disciplines of the sport.

** discipline created and utilized for administrative purposes and has since been discontinued.

2013 Anti-Doping Testing Figures
Samples Analyzed and Reported by Accredited Laboratories in ADAMS

Table 1: Total Samples Analyzed in Olympic Sport/Disciplines* (as reported in ADAMS) - continued

Sport	Discipline	Urine						Blood						Sub Total	Total per Sport	% AAF
		IC			OOC			IC			OOC					
		Samples	ATF	AAF	Samples	ATF	AAF	Samples	ATF	AAF	Samples	ATF	AAF			
Rowing	-	1538	14	14	2660	22	3	31	0	0	114	0	0	-	4,343	0.4%
Rugby	Rugby Union	2442	13	59	2845	28	16	121	0	0	257	0	0	5665	6,126	1.3%
	7-a-side	133	1	3	326	7	0	2	0	0	-	-	-	461		
Sailing	-	358	2	5	272	1	0	-	-	-	1	0	0	-	631	0.8%
Shooting	Shooting	1449	3	13	551	1	1	-	-	-	-	-	-	2000	2,350	0.8%
	Shotgun	232	1	3	11	0	0	-	-	-	-	-	-	243		
	Rifle	59	0	1	17	0	0	-	-	-	-	-	-	76		
	Pistol	26	0	0	2	1	0	-	-	-	-	-	-	28		
	Running Target	-	-	-	3	0	0	-	-	-	-	-	-	3		
Skating	Speed Skating	1344	8	4	1113	4	2	39	0	0	97	0	0	2593	4,655	0.2%
	Short Track	446	13	0	589	15	0	3	0	0	41	0	0	1079		
	Figure Skating	405	5	1	301	4	1	-	-	-	1	0	0	707		
	Skating	136	4	0	118	1	1	1	0	0	1	0	0	256		
	Synchronized Skating	20	0	0	-	-	-	-	-	-	-	-	-	20		
Skiing	Cross Country	1044	16	14	1122	16	1	12	0	0	157	0	0	2335	6,439	0.3%
	Alpine	482	2	2	1151	10	1	-	-	-	43	0	0	1676		
	Snowboard	320	2	2	409	5	0	-	-	-	1	0	0	730		
	Freestyle	318	1	0	381	6	0	-	-	-	-	-	-	699		
	Ski Jumping	238	0	0	264	1	0	-	-	-	7	0	0	509		
	Nordic Combined	134	2	1	229	7	0	4	0	0	13	0	0	380		
	Skiing	4	0	0	97	0	0	-	-	-	8	0	0	109		
Slopestyle	-	-	-	1	0	0	-	-	-	-	-	-	1			
Table Tennis	-	653	1	10	382	2	0	-	-	-	-	-	-	-	1,035	1.0%
Taekwondo	-	853	3	15	732	7	2	1	0	0	2	0	0	-	1,588	1.1%
Tennis	-	2323	10	14	496	5	0	347	0	0	310	0	0	-	3,476	0.4%
Triathlon	Triathlon	1735	17	24	1419	19	3	47	0	0	165	0	0	3366	3,495	0.8%
	Triathlon Duathlon	86	0	2	4	0	0	6	0	0	-	-	-	96		
	Winter Triathlon	23	0	0	-	-	-	-	-	-	-	-	-	23		
	Triathlon Long Distance	6	0	0	-	-	-	-	-	-	-	-	-	6		
	Triathlon Cross	4	0	0	-	-	-	-	-	-	-	-	-	4		
Volleyball	Volleyball	2220	14	15	1490	24	3	-	-	-	33	0	0	3743	4,375	0.5%
	Beach volleyball	382	0	2	196	1	0	-	-	-	13	-	-	591		
	Hall	33	0	-	8	-	0	-	-	-	-	0	0	41		
Weightlifting	-	4349	22	189	3932	27	98	90	0	0	182	0	0	-	8,553	3.4%
Wrestling	Wrestling	1845	9	57	1118	10	18	7	0	0	59	0	0	3029	4,331	2.3%
	Freestyle	306	4	8	430	1	3	1	0	0	-	-	-	737		
	Greco-Roman	204	2	10	305	9	4	-	-	-	2	0	0	511		
	Feminine	39	0	1	-	-	-	-	-	-	-	-	-	39		
	Grappling	7	0	0	3	0	0	-	-	-	-	-	-	10		
	Pankration	4	0	0	1	0	0	-	-	-	-	-	-	5		
Totals		101,917	879	1,393	68,511	836	316	2,243	0	3	3,831	1	0		176,502	0.97%

* IFs who are members of ASOIF/AOIWF (Association of Summer/Winter Olympic International Sports Federations) and may include non-Olympic disciplines linked to the IF. Data may include tests conducted in non-Olympic disciplines of the sport.

2013 Anti-Doping Testing Figures
Samples Analyzed and Reported by Accredited Laboratories in ADAMS

Table 2: Total Samples Analyzed in IOC Recognized Sport/Disciplines* (as reported in ADAMS)

Sport	Discipline	Urine						Blood						Sub Total	Total per Sport	% AAF
		IC			OOC			IC			OOC					
		Samples	ATF	AAF	Samples	ATF	AAF	Samples	ATF	AAF	Samples	ATF	AAF			
Air Sports	Parachuting	36	0	0	16	0	0	-	-	-	-	-	-	52	112	0.0%
	General Aviation	9	0	0	10	0	0	-	-	-	-	-	-	19		
	Aerobatic	6	0	0	2	0	0	-	-	-	-	-	-	8		
	Hang Gliding & Paragliding	8	1	0	-	-	-	-	-	-	-	-	-	8		
	Powered Paragliding	4	0	0	3	0	0	-	-	-	-	-	-	7		
	Aeromodeling	4	0	0	2	0	0	-	-	-	-	-	-	6		
	Gliding	6	0	0	-	-	-	-	-	-	-	-	-	6		
	Microlight and Paramotor	3	0	0	1	0	0	-	-	-	-	-	-	4		
	Rotorcraft	-	-	-	2	0	0	-	-	-	-	-	-	2		
American Football	-	322	15	23	388	21	20	-	-	-	11	0	0	-	721	6.0%
Automobile Sports	Automobile Sports	261	1	14	8	0	0	-	-	-	-	-	-	269	313	5.4%
	Karting	22	0	1	-	-	-	-	-	-	-	-	-	22		
	Auto Cross	11	0	2	-	-	-	-	-	-	-	-	-	11		
	Rally	9	0	0	2	0	0	-	-	-	-	-	-	11		
Bandy	-	88	2	3	112	7	2	-	-	-	-	-	-	200	2.5%	
Baseball	-	807	6	15	614	11	5	19	0	0	3	0	0	-	1443	1.4%
Basque Pelota	-	65	0	1	71	0	5	-	-	-	-	-	-	-	136	4.4%
Billiards	Billiards	79	1	7	75	0	0	-	-	-	-	-	-	154	254	3.5%
	Carom	39	0	0	1	0	0	-	-	-	-	-	-	40		
	Snooker	32	2	0	7	0	0	-	-	-	-	-	-	39		
	Pool	20	0	2	1	0	0	-	-	-	-	-	-	21		
Boules Sports	Petanque	52	0	0	36	0	0	-	-	-	-	-	-	88	131	0%
	Lawn Bowl	22	0	0	2	0	0	-	-	-	-	-	-	24		
	Boules Sports	17	0	0	-	-	-	-	-	-	-	-	-	17		
	Raffa	2	0	0	-	-	-	-	-	-	-	-	-	2		
Bowling	Bowling	126	1	4	165	1	2	-	-	-	1	0	0	292	344	1.7%
	Nine-pin Classic	8	0	0	19	0	0	-	-	-	-	-	-	27		
	Ten-pin	12	0	0	5	0	0	-	-	-	-	-	-	17		
	Nine-pin Schere	-	-	-	8	0	0	-	-	-	-	-	-	8		
Bridge	-	16	1	1	5	0	0	-	-	-	-	-	-	21	4.8%	
Chess	-	80	0	3	78	0	0	-	-	-	-	-	-	158	1.9%	
Cricket	-	565	2	8	470	2	1	-	-	-	-	-	-	1035	0.9%	
DanceSport	DanceSport	166	1	2	137	0	0	-	-	-	-	-	-	303	447	1.1%
	Standard	62	0	1	14	1	0	-	-	-	-	-	-	76		
	Latin	15	0	0	4	0	0	-	-	-	-	-	-	19		
	Ballroom	14	0	1	-	-	-	-	-	-	-	-	-	14		
	Youth	12	0	0	-	-	-	-	-	-	-	-	-	12		
	Rock'n'Roll	10	0	1	-	-	-	-	-	-	-	-	-	10		
	Formation	7	0	0	-	-	-	-	-	-	-	-	-	7		
	Prof. div. 10-dance	6	0	0	-	-	-	-	-	-	-	-	-	6		

* IFs who are members of ARISF (Association of IOC Recognised International Sports Federations) as recognised by the International Olympic Committee (IOC).

2013 Anti-Doping Testing Figures
Samples Analyzed and Reported by Accredited Laboratories in ADAMS

Table 2: Total Samples Analyzed in IOC Recognized Sport/Disciplines* (as reported in ADAMS) - continued

Sport	Discipline	Urine						Blood						Sub Total	Total per Sport	% AAF
		IC		OOC		IC		OOC		ATF	AAF	ATF	AAF			
		Samples	ATF	AAF	Samples	ATF	AAF	Samples	ATF	AAF	Samples	ATF	AAF			
Floorball	-	267	4	0	222	14	1	-	-	-	-	-	-	-	489	0.2%
Flying Disc	Ultimate	16	0	0	4	0	0	-	-	-	-	-	-	20	35	0%
	Flying Disc	12	0	0	3	0	0	-	-	-	-	-	-	15		
Karate	-	601	5	6	447	0	0	-	-	-	7	0	0	-	1055	0.6%
Korfball	-	39	1	0	6	1	0	-	-	-	-	-	-	-	45	0%
Life Saving	Beach	9	0	0	1	0	0	-	-	-	-	-	-	10	260	1.2%
	Life Saving	196	0	3	54	0	0	-	-	-	-	-	-	250		
Motorcycling	Motorcycle Racing	111	1	1	23	0	0	-	-	-	-	-	-	134	426	1.6%
	Road Racing	114	1	1	1	1	0	-	-	-	-	-	-	115		
	Motocross	89	0	5	3	0	0	-	-	-	-	-	-	92		
	Speedway	30	1	0	0	-	-	-	-	-	-	-	-	30		
	Track Racing	18	0	0	0	-	-	-	-	-	-	-	-	18		
	Enduro	17	0	0	0	0	0	-	-	-	-	-	-	17		
	Trial	14	0	0	3	-	-	-	-	-	-	-	-	17		
	All-Terrain	3	0	0	0	-	-	-	-	-	-	-	-	3		
Mountaineering and Climbing	Climbing	112	1	0	21	0	0	-	-	-	-	-	-	133	329	0.3%
	Ski Mountaineering-UIAA	70	1	1	40	0	0	-	-	-	1	0	0	111		
	Mountaineering and Climbing	10	1	0	25	0	0	-	-	-	-	-	-	35		
	Mountain Running	30	0	0	5	0	0	-	-	-	-	-	-	35		
	Ice Climbing	12	0	0	3	0	0	-	-	-	-	-	-	15		
Netball	-	224	0	1	69	0	0	-	-	-	-	-	-	293	0.3%	
Orienteering	Orienteering	185	1	1	83	4	0	4	0	0	-	-	-	272	477	0.4%
	Foot Orienteering	40	1	0	64	0	0	-	-	-	4	0	0	108		
	Mountain Bike Orienteering	45	0	0	19	0	0	-	-	-	-	-	-	64		
	Ski Orienteering	24	0	1	9	0	0	-	-	-	-	-	-	33		
Polo	-	3	0	0	2	0	0	-	-	-	-	-	-	5	0%	
Powerboating	Powerboating	166	0	2	9	0	0	-	-	-	-	-	-	175	199	2.0%
	Motonautique	18	0	2	1	0	0	-	-	-	-	-	-	19		
	Offshore	5	0	0	-	-	-	-	-	-	-	-	-	5		
Racquetball	-	25	0	0	15	0	0	-	-	-	-	-	-	40	0%	
Roller Sports	Speed	175	0	0	54	0	0	-	-	-	-	-	-	229	576	0.7%
	Hockey (inline)	87	3	3	91	3	0	-	-	-	-	-	-	178		
	Rink Hockey	70	0	1	1	1	0	-	-	-	-	-	-	71		
	Roller Sports	44	0	0	7	0	0	-	-	-	-	-	-	51		
	Artistic	24	0	0	23	0	0	-	-	-	-	-	-	47		
Softball	-	171	0	1	108	0	1	-	-	-	25	0	0	-	304	0.7%

* IFs who are members of ARISF (Association of IOC Recognised International Sports Federations) as recognised by the International Olympic Committee (IOC).

2013 Anti-Doping Testing Figures
Samples Analyzed and Reported by Accredited Laboratories in ADAMS

Table 2: Total Samples Analyzed in IOC Recognized Sport/Disciplines* (as reported in ADAMS) - continued

Sport	Discipline	Urine						Blood						Sub Total	Total per Sport	% AAF
		IC			OOC			IC			OOC					
		Samples	ATF	AAF	Samples	ATF	AAF	Samples	ATF	AAF	Samples	ATF	AAF			
Sport Climbing	Sport Climbing	117	1	2	12	0	0	-	-	-	1	0	0	130	290	0.7%
	Speed	55	0	0	7	0	0	-	-	-	-	-	-	62		
	Lead	55	0	0	3	0	0	-	-	-	-	-	-	58		
	Boulder	40	1	0	-	-	-	-	-	-	-	-	-	40		
Squash	-	231	0	3	137	1	0	1	0	0	1	0	0	-	370	0.8%
Sumo	-	102	0	0	41	2	1	-	-	-	-	-	-	-	143	0.7%
Surfing	Surfing	129	0	2	8	1	0	-	-	-	-	-	-	137	211	0.9%
	Wind Surfing	55	0	0	15	0	0	-	-	-	-	-	-	70		
	Body Board	3	0	0	1	0	0	-	-	-	-	-	-	4		
Tug of War	-	45	0	1	67	0	2	-	-	-	-	-	-	-	112	2.7%
Underwater Sports	Finswimming	161	0	3	45	0	0	-	-	-	-	-	-	206	424	2.4%
	Underwater Sports	68	0	0	11	0	0	-	-	-	-	-	-	79		
	UW-Rugby	57	0	7	14	0	0	-	-	-	-	-	-	71		
	Apnoea	28	0	0	2	0	0	-	-	-	-	-	-	30		
	Spearfishing	14	0	0	-	-	-	-	-	-	-	-	-	14		
	UW-Hockey	10	0	0	-	-	-	-	-	-	-	-	-	10		
	UW-Orienteering	10	0	0	-	-	-	-	-	-	-	-	-	10		
	UW-Sport Diving	4	0	0	-	-	-	-	-	-	-	-	-	4		
Water Skiing	Water Skiing	106	0	0	48	2	0	-	-	-	-	-	-	154	186	0%
	Wakeboard	15	0	0	11	0	0	-	-	-	-	-	-	26		
	Barefoot	-	-	-	2	0	0	-	-	-	-	-	-	2		
	Cable	-	-	-	2	0	0	-	-	-	-	-	-	2		
	Racing	-	-	-	2	0	0	-	-	-	-	-	-	2		
Wushu	Wushu	251	1	11	187	2	0	-	-	-	-	-	-	438	439	2.5%
	Sanda	0	0	0	1	0	0	-	-	-	-	-	-	1		
Totals		7,655	57	147	4,290	75	40	24	0	0	54	0	0	12,023	1.56%	

* IFs who are members of ARISF (Association of IOC Recognised International Sports Federations) as recognised by the International Olympic Committee (IOC).

2013 Anti-Doping Testing Figures
Samples Analyzed and Reported by Accredited Laboratories in ADAMS

Table 3: Total Samples Analyzed in AIMS Sport/Disciplines* (as reported in ADAMS)

Sport	Discipline	Urine						Blood						Sub Total	Total per Sport	% AAF
		Samples	IC ATF	AAF	Samples	IC ATF	AAF	Samples	IC ATF	AAF	Samples	IC ATF	AAF			
Aikido	-	10	0	0	13	0	0	-	-	-	-	-	-	-	23	0%
Bodybuilding	Bodybuilding	616	2	119	838	0	23	5	0	0	-	-	-	1459	1710	10.4%
	Fitness	66	0	6	178	3	30	-	-	-	7	0	0	251		
Casting	Casting	37	1	1	4	0	0	-	-	-	-	-	-	41	54	3.7%
	Coarse Fishing	2	0	0	2	0	0	-	-	-	-	-	-	4		
	Continental Fishing	4	0	1	-	-	-	-	-	-	-	-	-	4		
	Fresh Water Sport Fishing	3	0	0	2	0	0	-	-	-	-	-	-	5		
Cheer	-	35	1	0	-	-	-	-	-	-	-	-	-	35	0%	
Darts	-	78	4	5	-	-	-	-	-	-	-	-	-	78	6.4%	
Dragon Boat	-	38	0	1	118	0	0	-	-	-	-	-	-	156	0.6%	
Draughts	-	10	0	0	4	0	0	-	-	-	-	-	-	14	0%	
Fistball	-	11	0	0	3	0	0	-	-	-	-	-	-	14	0%	
Go	-	14	0	0	27	0	0	-	-	-	-	-	-	41	0%	
Icestocksport	-	50	0	0	5	0	0	-	-	-	-	-	-	55	0%	
Ju-Jitsu	Ju-Jitsu	57	0	5	44	0	0	-	-	-	-	-	-	101	103	4.9%
	Beltwrestling	-	-	-	2	0	0	-	-	-	-	-	-	2		
Kendo	-	36	0	0	14	0	0	-	-	-	-	-	-	50	0%	
Kickboxing	Kickboxing	255	2	14	163	11	1	-	-	-	-	-	-	418	455	3.7%
	Full Contact	22	0	2	12	0	0	-	-	-	1	0	0	35		
	Light Contact	-	-	-	2	0	0	-	-	-	-	-	-	2		
Lacrosse	-	8	0	0	6	0	0	-	-	-	-	-	-	14	0%	
Minigolf	-	37	0	0	21	0	0	-	-	-	-	-	-	58	0%	
Muaythai	-	194	0	11	49	0	1	-	-	-	-	-	-	243	4.9%	
Powerlifting	Powerlifting	1431	7	82	892	39	33	11	0	0	15	0	0	2349	2525	5.2%
	Bench Press	167	0	17	3	0	0	-	-	-	-	-	-	170		
	Force Athletique	6	0	0	-	-	-	-	-	-	-	-	-	6		
Sambo	-	212	0	6	91	2	1	-	-	-	1	0	0	304	2.3%	
Savate	-	131	1	2	15	0	0	-	-	-	8	0	0	154	1.3%	
Sepaktakraw	Sepaktakraw	59	0	0	52	0	0	-	-	-	-	-	-	111	113	0%
	Hoop Sepaktakraw	2	0	0	-	-	-	-	-	-	-	-	-	2		
Ski-Mountaineering	Ski-Mountaineering- ISMF	46	0	0	10	0	0	12	0	0	3	0	0	71	0%	
Sleddog	-	25	0	0	2	0	0	-	-	-	-	-	-	27	0%	
Soft Tennis	-	45	0	0	71	0	0	-	-	-	-	-	-	116	0%	
Totals		3,707	18	272	2,643	55	89	28	0	0	35	0	0	6,413	5.63%	

* The Alliance of Independent Members of SportAccord (AIMS) groups non-Olympic and non-IOC recognized Sports Federations which are members of SportAccord.

2013 Anti-Doping Testing Figures
Samples Analyzed and Reported by Accredited Laboratories in ADAMS

Table 4: Total Samples Analyzed in Sports for Athletes with an Impairment (as reported in ADAMS)

Sport	Discipline	Urine						Blood						Sub Total	Total per Sport	% AAF
		IC Samples	IC ATF	IC AAF	OOC Samples	OOC ATF	OOC AAF	IC Samples	IC ATF	IC AAF	OOC Samples	OOC ATF	OOC AAF			
Aquatics	CISS Swimming	20	0	0	49	0	0	-	-	-	-	-	-	69	76	0%
	INAS-FID Swimming	4	0	0	-	-	-	-	-	-	-	-	-	4		
Archery	Swimming*	3	0	0	-	-	-	-	-	-	-	-	-	3	69	4.3%
	Para-Archery ¹	39	0	3	30	-	-	-	-	-	-	-	-	-		
Athletics	CISS Athletics	49	0	0	86	4	1	-	-	-	-	-	-	135	170	0.6%
	INAS-FID Athletics	21	0	0	-	-	-	-	-	-	-	-	-	21		
	Athletics*	12	0	0	-	-	-	-	-	-	-	-	-	12		
Badminton	CPISRA Athletics	2	0	0	-	-	-	-	-	-	-	-	-	2	9	0%
	CISS Badminton	-	-	-	9	0	0	-	-	-	-	-	-	-		
Basketball	Wheelchair Basketball	98	0	0	66	0	0	-	-	-	-	-	-	164	201	0%
	CISS Basketball	-	-	-	30	0	0	-	-	-	-	-	-	30		
	INAS-FID Basketball	4	0	0	-	-	-	-	-	-	-	-	-	4		
	Basketball ID	-	-	-	3	0	0	-	-	-	-	-	-	3		
Boccia	Para-Boccia	14	0	2	13	1	1	-	-	-	-	-	-	27	11.1%	
Bowling	CISS Bowling	-	-	-	8	0	0	-	-	-	-	-	-	8	0%	
Canoe / Kayak	Para-Canoe / Kayak ²	4	0	0	19	2	0	-	-	-	-	-	-	23	0%	
Curling	Wheelchair Curling ³	21	0	2	56	0	4	-	-	-	-	-	-	77	7.8%	
Cycling	Para-Cycling ⁴	176	3	8	104	1	1	-	-	-	2	0	0	282	324	2.8%
	Cycling*	22	0	0	-	0	0	-	-	-	-	-	-	22		
	CISS Cycling Road	18	0	0	2	0	0	-	-	-	-	-	-	20		
Equestrian	Para-Equestrian ⁵	4	0	1	7	0	1	-	-	-	-	-	-	11	18%	
Fencing	Wheelchair Fencing	40	0	0	10	0	0	-	-	-	-	-	-	50	0%	
Football	CISS Football	-	-	-	40	0	0	-	-	-	-	-	-	40	0%	
Football 5-a-Side	Football 5-a-side	14	0	0	3	0	0	-	-	-	-	-	-	17	0%	
Football 7-a-Side	Football 7-a-side	4	0	0	7	1	0	-	-	-	-	-	-	11	0%	
Handball	CISS Handball	-	-	-	37	0	0	-	-	-	-	-	-	37	0%	
Ice Hockey	CISS Ice Hockey	9	0	0	-	-	-	-	-	-	-	-	-	9	0%	
Judo	CISS Judo	10	0	1	37	0	1	-	-	-	-	-	-	47	94	2.1%
	IBSA Judo	32	0	0	15	1	0	-	-	-	-	-	-	47		
Karate	CISS Karate	-	-	-	29	1	0	-	-	-	-	-	-	29	0%	
Powerlifting	IBSA Powerlifting	56	1	7	15	0	1	-	-	-	-	-	-	71	11%	
Rowing	Adaptive Rowing ⁶	22	0	0	10	0	0	-	-	-	-	-	-	32	0%	
Rugby	Wheelchair Rugby	32	0	2	33	2	0	-	-	-	-	-	-	65	3.1%	
Sailing	Sailing Paralympics	8	0	3	13	0	0	-	-	-	-	-	-	21	14.3%	
Shooting	CISS Shooting	-	-	-	14	0	0	-	-	-	-	-	-	14	15	6.7%
	IBSA Shooting	1	0	1	-	-	-	-	-	-	-	-	-	1		
Skiing	IBSA Alpine Skiing	22	0	1	28	0	0	-	-	-	-	-	-	50	108	2.8%
	Para-Snowboard	6	0	2	17	-	-	-	-	-	-	-	-	23		
	CISS Cross Country Skiing	16	0	0	-	-	-	-	-	-	-	-	-	16		
	Cross Country*	-	-	-	1	0	0	-	-	-	-	-	-	1		
	CISS Alpine Skiing	9	0	0	3	0	0	-	-	-	-	-	-	12		
	Alpine*	4	0	0	-	-	-	-	-	-	-	-	-	4		
	CISS Snowboard	2	0	0	-	-	-	-	-	-	-	-	-	2		

2013 Anti-Doping Testing Figures
Samples Analyzed and Reported by Accredited Laboratories in ADAMS

Table 4: Total Samples Analyzed in Sports for Athletes with an Impairment (as reported in ADAMS) - continued

Sport	Discipline	Urine						Blood						Sub Total	Total per Sport	% AAF
		IC			OOC			IC			OOC					
		Samples	ATF	AAF	Samples	ATF	AAF	Samples	ATF	AAF	Samples	ATF	AAF			
Table Tennis	Para Table Tennis ⁷	10	0	0	24	0	0	-	-	-	-	-	-	34	46	0%
	CISS Table Tennis	-	-	-	12	2	0	-	-	-	-	-	-	12		
Taekwondo	CISS Taekwondo	-	-	-	15	0	0	-	-	-	-	-	-	15	18	0.0%
	Para-Taekwondo	3	0	0	-	-	-	-	-	-	-	-	-	3		
Tennis	Wheelchair Tennis ⁸	26	0	0	16	0	0	-	-	-	4	0	0	46	56	0%
	CISS Tennis	-	-	-	10	1	0	-	-	-	-	-	-	10		
Triathlon	Para Triathlon ⁹	18	0	0	2	0	0	-	-	-	-	-	-	-	21	0.0%
	Triathlon*	-	0	0	1	0	0	-	-	-	-	-	-	-		
Volleyball	Sitting	19	0	0	35	0	0	-	-	-	-	-	-	54	93	0%
	CISS Volleyball	-	-	-	31	0	0	-	-	-	-	-	-	31		
	CISS Beach Volleyball	-	-	-	8	0	0	-	-	-	-	-	-	8		
Weightlifting	Adapted Weightlifting	19	0	0	-	-	-	-	-	-	-	-	-	-	19	0%
Wrestling	CISS Wrestling Freestyle	20	0	1	43	0	2	-	-	-	-	-	-	63	108	5.6%
	CISS Wrestling Greco-Roman	14	0	2	31	1	1	-	-	-	-	-	-	45		
Totals		927	4	36	1,022	17	13	0	0	0	6	0	0	1,955	2.5%	

¹ Discipline under the governance of the IF (World Archery)

² Discipline under the governance of the IF (International Canoe Federation)

³ Discipline under the governance of the IF (World Curling Federation)

⁴ Discipline under the governance of the IF (International Cycling Union)

⁵ Discipline under the governance of the IF (International Equestrian Federation)

⁶ Discipline under the governance of the IF (International Rowing Federation)

⁷ Discipline under the governance of the IF (International Table Tennis Federation)

⁸ Discipline under the governance of the IF (International Tennis Federation)

⁹ Discipline under the governance of the IF (International Triathlon Union)

* Testing by Italian Paralympic Committee

Table 5: Total Samples Analyzed in IPC Sport/Disciplines (as reported in ADAMS)

Sport	Discipline	Urine						Blood						Sub Total	Total per Sport	% AAF
		IC			OOC			IC			OOC					
		Samples	ATF	AAF	Samples	ATF	AAF	Samples	ATF	AAF	Samples	ATF	AAF			
Aquatics	IPC Swimming	234	0	4	131	0	1	4	0	0	12	0	0	-	381	1.3%
Athletics	IPC Athletics	440	4	12	342	5	4	-	-	-	9	0	0	791	794	
	IPC Wheelchair Road Race	2	0	0	1	0	0	-	-	-	-	-	-	3		
Badminton	IPC Badminton*	26	0	0	-	-	-	-	-	-	-	-	-	26	26	0%
Bowling	IPC Nine-pin*	8	0	3	-	-	-	-	-	-	-	-	-	8	8	37.5%
DanceSport	IPC Wheelchair DanceSport	7	0	0	-	-	-	-	-	-	-	-	-	7	7	0%
IPC Ice Sledge Hockey	IPC Ice Sledge Hockey	65	0	1	123	1	0	-	-	-	4	0	0	-	192	0.5%
Powerlifting	IPC Powerlifting	216	0	13	109	0	1	-	-	-	12	0	0	-	337	4.2%
Shooting	IPC Shooting	71	0	4	15	0	0	-	-	-	-	-	-	-	86	4.7%
Skiing	IPC Alpine	57	0	1	146	0	1	-	-	-	-	-	-	203	453	0.9%
	IPC Nordic Cross-Country	54	0	1	68	0	1	4	0	0	5	0	0	131		
	IPC Nordic Biathlon	43	0	-	76	5	0	-	-	-	-	-	-	119		
Totals		1,223	4	39	1,011	11	8	8	0	0	42	0	0	2,284	2.06%	

* These disciplines do not currently fall under the governance of the IPC and therefore the nomenclature of these disciplines will be adjusted accordingly in ADAMS.

2013 Anti-Doping Testing Figures
Samples Analyzed and Reported by Accredited Laboratories in ADAMS

Table 6: Total Samples Analyzed in Other Sport/Disciplines* (as reported in ADAMS)

Sport	Urine						Blood						Total	% AAF
	IC Samples	ATF	AAF	OOB Samples	ATF	AAF	IC Samples	ATF	AAF	OOB Samples	ATF	AAF		
Other Sports	4963	64	162	2955	17	16	163	-	8	255	-	-	8,336	2.2%

* Includes sports/disciplines such as Amateur, College/University, professional leagues, and disciplines that are not associated with an International Federation in the above categories: American Football (College, Junior, University), Aquatics (Free Diving, Scuba Diving, University Diving, University Swimming, University Synchronised Swimming, University Water Polo), Arm Wrestling, Athletics (Half Marathon, University Athletics, University Track & Field), Australian Rules Football, Automobile Sports (Sprintcar), Badminton (University), Balle au Tambourin, Ballon au Poing, Baseball (Baseball League, Oina, Pesäpallo, Professional Baseball, Rubber Baseball), Basketball (College, Professional Basketball, University Basketball), Basque Sports (Aizkolaritza, Aizkorakorrika, Giza-abere probak, Harri jasotzea, Sokatira, Txinga-eroatea), University Biathlon), Professional Snooker, Boccia, Bodybuilding (CrossFit, FISAF Fitness, Natural Bodybuilding, Physique sports), Boot-Throwing, Bowls, BDB Professional boxing, FVA Professional boxing, Military Boxing, Professional Boxing, University boxing, WBA Professional Boxing, WBC Professional boxing, WSB Boxing, Budo, University Canoe / Kayak, University Canoe Sprint, Chess (University, Xiangqi), Clay target shooting, Combat Sports, Company Sports, Course Camarguaise, Crossbow, University Curling, Cycling (Amateur, Keirin), WDC DanceSport, Duathlon, Electronic Sports, University Fencing, Ball Hockey, Street Hockey, University Firefighting and Rescuing, Football (College, Indoor Football, Mini Football, University Football), French Boxing, Full contact, Gaelic Games (Camogie, Football, Hurling, Ladies Gaelic Football), Goalball, Professional Golf, Gymnastics (University Artistic Gymnastics, University Rhythmic Gymnastics), Heavy Athletics, Highland Games, Hornuss, Horse Racing, Hunting sports, Ice Hockey (Junior Ice Hockey, University), Jet-Ski, University Judo, Kaatsen, Kabaddi, Indoor Kabaddi, Karate (Kyokushin, Kyokushin KWU, Shinkyokushin WKO), Kempo, Kettlebell Lifting, IKF-Kickboxing, Kurash, University Kurash, Longue Paume, Military Pentathlon, Naval Pentathlon, Motor Sport, Multisports, Pencak Silat, Power press, WDFPF Powerlifting, WPA Powerlifting, WPC Powerlifting, Rafting, Ringette, Rinkball, Rowing (University), Rugby (Beach Rugby, National Rugby league, Rugby IX, Rugby League, Rugby XIII, Six Nations Rugby, Touch Football, University, University Rugby 7), Sambo, Sambo University, School Sports (Beach volleyball, Basketball, Gymnastics), Shearing sports, Shooting (Ball-Trap, University), Skating (Ice dancing, University Figure Skating, University Short Track), Skibob, Skiing (Roller skiing, University Alpine Skiing, University Cross Country, University Freestyle Skiing, University Nordic Combined, University Ski Jumping, University Snowboarding), Speedball, Strongman, Professional Surfing, University Table Tennis, ITF Taekwondo, Taido, Tennis (Football Tennis, University Tennis), Thai Traditional Sports, Traditional Archery, Triathlon (Ironman and 70.3 distance Ironman), Twirling, Ultimate Fighting, Military Ultimate Fighting, Unifight, VA'A, Volleyball (College, Professional Volleyball, University, University Beach Volleyball), Vovinam, Weightlifting (University), Woodball, Wrestling (CISM Wrestling, Ssireum, Swiss Wrestling, University Belt Wrestling, University Wrestling).

Table 7: GC/C/IRMS Tests Conducted in Olympic Sport/Disciplines*

Sport	Discipline	GC/C/IRMS				sub total	Samples per Sport	AAFs per Sport	% AAF
		IC Samples	IC AAF	OOB Samples	OOB AAF				
Aquatics	Swimming	74	0	168	0	242	286	0	0%
	Water Polo	8	0	17	0	25			
	Diving	6	0	3	0	9			
	Open Water	6	0	-	-	6			
	Aquatics	1	0	1	0	2			
	Synchronized Swimming	1	0	1	0	2			
Archery	-	11	0	-	-	11	11	0	0%
Athletics	Athletics	424	15	385	11	809	941	30	3.2%
	Track	18	0	45	3	63			
	Marathon	12	1	5	-	17			
	Cross Country	10	-	-	0	10			
	Field	3	0	8	0	11			
	Indoor Athletics	13	0	1	0	14			
	Walking	3	-	4	0	7			
	Mountain Running	4	0	-	-	4			
	Road	4	0	-	-	4			
	Combined	1	0	-	-	1			
Discus Throwing	-	0	1	0	1				
Badminton	-	10	0	14	0	24	24	0	0%
Basketball	-	79	1	37	0	116	116	1	0.9%
Biathlon	-	22	0	72	0	94	94	0	0%
Bobsleigh	Bobsleigh	17	0	117	0	134	151	0	0%
	Skeleton	10	0	7	0	17			
Boxing	-	49	2	101	0	150	150	2	1.3%
Canoe / Kayak	Canoe Kayak	29	2	38	0	67	78	2	2.6%
	Canoe Sprint (Flatwater)	-	-	6	0	6			
	Canoe Slalom (Slalom)	1	0	2	-	3			
	Canoe Polo	2	0	-	0	2			
Curling	-	2	0	7	0	9	9	0	0%
Cycling	Road	272	2	125	3	397	860	25	2.9%
	Cycling	210	14	99	0	309			
	Track	36	2	49	0	85			
	Mountain Bike	32	3	21	0	53			
	Cyclo Cross	12	1	-	-	12			
	BMX	3	0	-	-	3			
	Cycle Ball	1	0	-	-	1			
Equestrian	Equestrian	5	0	-	-	5	6	1	16.7%
	Jumping	1	0	-	-	1			
Fencing	Fencing	24	0	12	0	36	40	0	0%
	Epee	2	0	1	0	3			
	Sabre	1	0	-	-	1			
Field Hockey	-	9	0	7	0	16	16	0	0%
Football	Football	376	1	209	0	585	595	2	0.3%
	Futsal	7	1	-	-	7			
	Beach Football	3	0	-	-	3			
Golf	-	6	0	2	0	8	8	0	0%
Gymnastics	Gymnastics	3	0	10	0	13	30	0	0%
	Artistic	1	0	11	0	12			
	Sport Aerobics	1	0	1	0	2			
	Trampoline	-	-	2	0	2			
	Rhythmic	-	-	1	0	1			

Table 7: GC/C/IRMS Tests Conducted in Olympic Sport/Disciplines* - continued

Sport	Discipline	GC/C/IRMS					sub total	Samples per Sport	AAFs per Sport	% AAF
		IC Samples	IC AAF	OOB Samples	OOB AAF					
Handball	-	26	2	31	0	-	57	2	3.5%	
Ice Hockey	-	98	0	117	1	-	215	0	0%	
Judo	-	46	0	44	1	-	90	0	0%	
Luge	-	8	0	13	0	-	21	0	0%	
Modern Pentathlon	-	2	0	4	0	-	6	0	0%	
Rowing	-	37	0	42	0	-	79	0	0%	
Rugby	Rugby Union	63	0	125	1	188	199	1	0.5%	
	7-a-side	2	0	9	0	11				
Sailing	-	4	0	3	0	7	7	7	100%	
Shooting	Shooting	7	1	4	0	11	12	1	8.3%	
	Shotgun	1	0	-	-	1				
Skating	Speed Skating	21	0	49	0	70	122	0	0%	
	Short Track	13	0	19	0	32				
	Figure Skating	6	0	10	0	16				
	Skating	3	0	1	0	4				
Skiing	Cross Country	33	0	82	0	115	204	0	0.0%	
	Alpine	6	0	31	0	37				
	Freestyle	4	0	12	0	16				
	Snowboard	5	0	8	0	13				
	Nordic Combined	4	0	8	0	12				
	Skiing	-	-	6	0	6				
Ski Jumping	1	0	4	0	5					
Table Tennis	-	6	1	3	0	-	9	1	11%	
Taekwondo	-	20	0	17	0	-	37	0	0%	
Tennis	-	113	0	30	0	-	143	0	0%	
Triathlon	Triathlon	56	3	59	2	115	125	5	4.0%	
	Winter Triathlon	6	0	-	-	6				
	Triathlon Duathlon	4	0	-	-	4				
Volleyball	Volleyball	31	0	44	3	75	83	3	3.6%	
	Beach volleyball	4	0	4	-	8				
Weightlifting	-	240	22	223	10	-	463	32	6.9%	
Wrestling	Wrestling	25	4	41	3	66	82	7	8.5%	
	Greco-Roman	3	0	7	0	10				
	Freestyle	4	0	2	0	6				
Totals		2,727	78	2,642	38		5,369	122	2.3%	

* Olympic Sport/Discipline data may include test conducted in non-Olympic disciplines of the sport.

Table 8: EPO Tests Conducted in Olympic Sport/Disciplines*

Sport	Discipline	Urine							Total per Sport	AAFs per Sport	% AAF
		IC			OOC			Sub Total			
		Samples	ATF	AAF	Samples	ATF	AAF				
Aquatics	Swimming	477	0	2	647	-	-	1124	1213	2	0.16%
	Open Water	20	0	0	18	0	0	38			
	Water Polo	16	0	0	21	0	0	37			
	Synchronized Swimming	12	0	0	-	-	-	12			
	Aquatics	2	0	0	-	0	0	2			
Athletics	Athletics ¹	2103	1	7	1867	0	3	3970	5227	14	0.27%
	Track	97	0	1	303	0	0	400			
	Marathon	236	1	2	96	-	-	332			
	Walking	77	-	1	203	0	0	280			
	Road	36	0	0	49	0	0	85			
	Cross Country	49	0	0	-	-	-	49			
	Combined	12	0	0	32	0	0	44			
	Mountain Running	23	0	0	5	0	0	28			
	Field	4	0	0	19	0	0	23			
	Indoor Athletics	10	-	-	-	0	0	10			
	Discus Throwing	-	0	0	3	0	0	3			
	Shot Put	-	-	0	3	0	0	3			
	Badminton	-	-	-	4	0	0	4			
Basketball	-	110	0	0	10	0	0	120	120	-	0%
Biathlon	-	809	2	0	654	1	3	1463	1463	3	0.21%
Bobsleigh	Bobsleigh	14	0	0	94	0	0	108	118	-	0%
	Skeleton	4	0	0	6	0	0	10			
Boxing	-	11	0	0	102	0	0	113	113	-	0%
Canoe / Kayak	Canoe Kayak	183	0	0	537	0	0	720	804	-	0%
	Canoe Slalom(Slalom)	-	-	0	43	0	0	43			
	Canoe Sprint (Flatwater)	-	-	0	28	-	-	28			
	Canoe Marathon	2	-	-	5	0	0	7			
	Canoe Polo	6	-	-	-	0	0	6			
Cycling	Cycling ²	1797	0	17	1568	0	2	3365	7322	29	0.40%
	Road	1474	1	5	1366	0	3	2840			
	Mountain Bike	344	0	1	155	0	1	499			
	Track	214	0	0	223	0	0	437			
	Cyclo Cross	124	0	0	5	0	0	129			
	BMX	38	0	0	13	0	0	51			
	Trial	-	-	-	1	0	0	1			
Fencing	Fencing	-	-	0	4	-	-	4	6	-	0%
	Epee	1	-	-	-	0	0	1			
	Foil	1	0	0	-	-	-	1			
Field Hockey	-	-	-	18	0	0	18	18	-	0%	
Football	Football	1611	0	0	764	0	0	2375	2379	-	0%
	Futsal	4	0	0	-	-	-	4			
Gymnastics	Artistic	-	-	-	1	0	0	1	2	-	0%
	Gymnastics	-	-	-	1	0	0	1			
Handball	-	4	0	0	1	0	0	5	5	-	0%
Ice Hockey	-	36	0	0	63	0	0	99	99	-	0%
Judo	-	1	0	0	4	0	0	5	5	-	0%
Luge	-	6	0	0	1	0	0	7	7	-	0%
Modern Pentathlon	-	26	0	0	15	0	0	41	41	-	0%
Rowing	-	184	0	0	879	0	0	1063	1063	-	0%

* Olympic Sport/Discipline data may include test conducted in non-Olympic disciplines of the sport.

¹ Two (2) EPO AAFs were also reported in Athletics from blood analysis (one IC and one OOC)

² Two (2) EPO AAFs were also reported in Cycling from blood analysis (both IC)

Table 8: EPO Tests Conducted in Olympic Sport/Disciplines* - continued

Sport	Discipline	Urine							Total per Sport	AAFs per Sport	% AAF
		IC			OOC			Sub Total			
		Samples	ATF	AAF	Samples	ATF	AAF				
Rugby	Rugby Union	53	0	0	60	0	0	113	133	-	0%
	7-a-side	4	0	0	16	0	0	20			
Sailing	-	-	-	-	4	0	0	4	4	-	0%
Shooting	-	-	-	-	2	0	0	2	2	-	0%
Skating	Speed skating	267	-	-	459	1	0	726	975	-	0%
	Short Track	42	0	0	189	0	0	231			
	Skating	7	0	0	7	0	0	14			
	Figure skating	-	-	0	4	-	0	4			
Skiing	Cross Country	578	-	-	606	0	0	1184	1494	-	0%
	Nordic Combined	79	0	0	84	0	0	163			
	Alpine	-	-	-	106	0	0	106			
	Ski Jumping	-	-	0	27	0	0	27			
	Skiing	-	-	-	7	0	0	7			
	Snowboard	-	-	-	6	0	0	6			
	Freestyle	-	-	-	1	0	0	1			
Table Tennis	-	2	0	0	-	-	-	2	2	-	0%
Taekwondo	-	2	0	0	-	-	-	2	2	-	0%
Tennis	-	118	0	0	42	0	0	160	160	-	0%
Triathlon	Triathlon	500	0	1	818	0	0	1318	1348	1	0.07%
	Triathlon Duathlon	19	0	0	1	-	-	20			
	Winter Triathlon	6	0	0	-	0	0	6			
	Triathlon Cross	4	0	0	-	-	-	4			
Volleyball	-	20	0	0	13	0	0	33	33	-	0%
Weightlifting	-	25	0	0	30	0	0	55	55	-	0%
Wrestling	Wrestling	3	-	-	5	0	0	8	9	-	0%
	Freestyle	-	-	0	1	0	0	1			
Totals		11,907	5	37	12,319	2	12		24,226	49	0.20%

* Olympic Sport/Discipline data may include test conducted in non-Olympic disciplines of the sport.

2013 Anti-Doping Testing Figures
Samples Analyzed and Reported by Accredited Laboratories in ADAMS

Table 9: hGH¹ Tests Conducted in Olympic Sport/Disciplines*
Blood

Sport	Discipline	IC		OOC		sub total	Samples per Sport	AAFs per Sport	% AAF
		Samples	AAF	Samples	AAF				
Aquatics	Swimming	12	0	74	0	86	93	0	0%
	Water Polo	-	-	7	0	7			
Archery	-	-	-	3	0	-	3	0	0%
Athletics	Athletics	41	0	306	0	347	423	0	0%
	Track	3	0	30	0	33			
	Field	-	-	9	0	9			
	Road	-	-	9	0	9			
	Marathon	-	-	8	0	8			
	Mountain Running	7	0	-	-	7			
	Walking	-	-	5	0	5			
	Combined	-	-	2	0	2			
	Discus Throwing	-	-	2	0	2			
Shot Put	-	-	1	0	1				
Badminton	-	-	-	-	-	-	-	-	-
Basketball	-	7	0	28	0	-	35	0	0%
Biathlon	-	-	-	20	0	-	20	0	0%
Bobsleigh	Bobsleigh	-	-	42	0	42	45	0	0%
	Skeleton	-	-	3	0	3			
Boxing	-	9	0	130	0	-	139	0	0%
Canoe / Kayak	Canoe Kayak	-	-	65	0	65	68	0	0%
	Canoe Slalom (Slalom)	-	-	2	0	2			
	Canoe Marathon	-	-	1	0	1			
Curling	-	-	-	-	-	-	-	-	-
Cycling	Road	95	0	158	0	253	396	0	0%
	Cycling	22	0	69	0	91			
	Track	-	-	43	0	43			
	Mountain Bike	-	-	7	0	7			
	Biological Passport**	-	-	2	0	2			
Equestrian	-	-	-	1	0	-	1	0	0%
Fencing	-	-	-	-	-	-	-	-	-
Field Hockey	-	-	-	4	0	-	4	0	0%
Football	-	38	0	97	0	-	135	0	0%
Golf	-	-	-	-	-	-	-	-	-
Gymnastics	-	-	-	1	0	1	1	0	0%
Handball	-	-	-	16	0	-	16	0	0%
Ice Hockey	-	6	0	38	0	-	44	0	0%
Judo	-	-	-	17	0	-	17	0	0%
Luge	-	-	-	-	-	-	-	-	0%
Modern Pentathlon	-	-	-	22	0	-	22	0	0%
Rowing	-	6	0	76	0	-	82	0	0%
Rugby	-	74	0	134	0	-	208	0	0%
Sailing	-	-	-	1	0	-	1	0	0%
Shooting	-	-	-	-	-	-	-	-	-
Skating	Speed Skating	-	-	28	0	28	42	0	0%
	Short Track	-	-	13	0	13			
	Figure Skating	-	-	1	0	1			
Skiing	Cross Country	-	-	78	0	78	143	0	0%
	Alpine	-	-	42	0	42			
	Nordic Combined	-	-	10	0	10			
	Ski Jumping	-	-	7	0	7			
	Skiing	-	-	6	0	6			
Table Tennis	-	71	0	90	0	-	161	0	0%
Taekwondo	-	-	-	-	-	-	-	-	-
Tennis	-	-	-	-	-	-	-	-	-
Triathlon	Triathlon	-	-	69	0	-	69	0	0%
Volleyball	Volleyball	-	-	32	0	32	45	0	0%
	Beach Volleyball	-	-	13	0	13			
Weightlifting	-	55	0	163	0	-	218	-	-
Wrestling	Wrestling	1	0	34	0	35	37	0	0%
	Greco-Roman	-	-	2	0	2			
Totals		447	0	2,021	0	1,293	2,468	0	0%

* Olympic Sport/Discipline data may include test conducted in non-Olympic disciplines of the sport.

** discipline created and utilized for administrative purposes and has since been discontinued

¹ hGH reporting delayed from 28 March 2013 to 31 Dec 2013.

2013 Anti-Doping Testing Figures
Samples Analyzed and Reported by Accredited Laboratories in ADAMS

Table 10: HBOCs and HBT (Transfusion) Tests Conducted in Olympic Sport/Disciplines*

Sport	Discipline	Blood																			
		HBOCs									HBT (Transfusion)										
		IC			OOC			Sub	Total per Sport	AAFs per Sport	% AAF	IC			OOC			Sub	Total per Sport	AAFs per Sport	% AAF
Samples	ATF	AAF	Samples	ATF	AAF	Total				Samples	ATF	AAF	Samples	ATF	AAF	Total					
Aquatics	Open Water	17	0	0	-	-	-	17	135	0	0%	17	0	0	-	-	-	17	63	0	0%
	Swimming	70	0	0	36	0	0	106				30	0	0	16	0	0	46			
	Water Polo	12	0	0	-	-	-	12				-	-	-	-	-	-	-			
Archery	-	-	-	3	0	0	-	3	0	0%	-	-	-	-	-	-	-	-	-	-	
Athletics	Athletics	4	0	0	72	0	0	76	109	0	0%	10	0	0	17	0	0	27	57	0	0%
	Marathon	-	-	-	4	0	0	4				-	-	-	2	0	0	2			
	Track	-	-	-	21	0	0	21				-	-	-	20	0	0	20			
	Walking	-	-	-	8	0	0	8				-	-	-	8	0	0	8			
Badminton	-	-	-	-	-	-	-	-	-	-	-	-	-	-	-	-	-	-	0%		
Basketball	-	-	-	-	-	-	-	-	-	-	-	-	-	-	-	-	-	-	0%		
Biathlon	-	-	-	11	0	0	-	11	0	0%	-	-	-	22	0	0	-	22	0	0%	
Bobsleigh	Bobsleigh	-	-	-	47	0	0	47	47	0	0%	-	-	-	4	0	0	-	4	0	0%
	Skeleton	-	-	-	-	-	-	-				-	-	-	-	-	-				
Boxing	-	-	-	78	0	0	-	78	0	0%	-	-	-	13	0	0	-	13	0	-	
Canoe / Kayak	Canoe Kayak	1	0	0	21	0	0	22	31	0	0%	15	0	0	19	0	0	34	39	0	0%
	Canoe Marathon	-	-	-	-	-	-	-				-	-	-	1	0	0	1			
	Canoe Polo	-	-	-	-	-	-	-				-	-	-	4	0	0	4			
	Canoe Sprint (Flatwater)	5	0	0	4	0	0	9				-	-	-	-	-	-	-			
Cycling	Cycling	25	0	0	30	0	0	55	84	0	0%	24	0	0	22	0	0	46	157	0	0%
	Cyclo Cross	-	-	-	-	-	-	-				-	-	-	6	0	0	6			
	Mountain Bike	-	-	-	4	0	0	4				-	-	-	-	-	-	-			
	Road	-	-	-	19	0	0	19				54	0	0	20	0	0	74			
	Track	-	-	-	6	0	0	6				24	0	0	7	0	0	31			
Fencing	-	-	-	-	-	-	-	-	-	-	-	-	-	-	-	-	-	-	-		
Field Hockey	-	-	-	-	-	-	-	-	-	-	-	-	-	-	-	-	-	-	-		
Football	-	44	0	0	1	0	0	45	0	0%	188	0	0	-	-	-	-	188	0	0%	
Gymnastics	-	-	-	-	-	-	-	-	-	-	-	-	-	-	-	-	-	-	-		
Handball	-	-	-	-	-	-	-	-	-	-	-	-	-	-	-	-	-	-	-		
Ice Hockey	-	-	-	5	0	0	-	5	0	0%	-	-	-	-	-	-	-	-	-	-	
Judo	-	-	-	5	0	0	-	5	0	0%	-	-	-	2	0	0	-	2	0	0%	
Luge	-	-	-	-	-	-	-	-	-	-	-	-	-	-	-	-	-	-	-		
Modern Pentathlon	-	-	-	-	-	-	-	-	-	-	-	-	-	-	-	-	-	-	-		
Rowing	-	8	0	0	-	-	-	8	0	0%	-	-	-	4	0	0	-	4	0	0%	
Rugby	-	-	-	-	-	-	-	-	-	-	-	-	-	-	-	-	-	-	-		
Sailing	-	-	-	-	-	-	-	-	-	-	-	-	-	-	-	-	-	-	-		
Shooting	-	-	-	-	-	-	-	-	-	-	-	-	-	-	-	-	-	-	-		
Skating	Short Track	-	-	-	1	0	0	1	23	0	0%	-	-	-	16	0	0	16	32	0	0%
	Speed Skating	-	-	-	22	0	0	22				2	0	0	14	0	0	16			
Skiing	Cross Country	-	-	-	10	0	0	10	12	0	0%	12	0	0	10	0	0	22	27	0	0%
	Nordic Combined	-	-	-	2	0	0	2				4	0	0	1	0	0	5			
Table Tennis	-	-	-	-	-	-	-	-	-	-	-	-	-	-	-	-	-	-	-		
Taekwondo	-	-	-	-	-	-	-	-	-	-	-	-	-	-	-	-	-	-	-		
Tennis	-	137	0	0	131	0	0	268	268	0	0%	1	0	0	106	0	0	107	107	0	0%
Triathlon	-	24	0	0	34	0	0	58	58	0	0%	12	0	0	20	0	0	32	32	0	0%
Volleyball	-	-	-	-	-	-	-	-	-	-	-	-	-	-	-	-	-	-	-		
Weightlifting	-	42	0	0	59	0	0	101	101	0	0%	-	-	-	-	-	-	-	-	-	-
Wrestling	-	-	-	-	43	0	0	-	43	0	0%	-	-	-	20	0	0	-	20	0	0%
Totals		389	0	0	677	0	0	1066	0	0%	393	0	0	374	0	0	767	0	0%		

* Olympic Sport/Discipline data may include test conducted in non-Olympic disciplines of the sport.

Table 11: GC/C/IRMS Tests Conducted in IOC Recognized Sport/Disciplines

Sport	Discipline	Urine					Samples per Sport	AAFs per Sport	% AAF
		IC		OOC		Sub Total			
		Samples	AAF	Samples	AAF				
Air Sports	Hang Gliding & Paragliding	1	0	-	-	-	2	0	0%
	Parachuting	1	0	-	-	-			
American Football	-	18	0	23	0	-	41	0	0%
Automobile Sports	-	5	0	-	-	-	5	0	0%
Bandy	-	1	0	7	0	-	8	0	0%
Baseball	-	18	0	6	1	-	24	1	4.2%
Basque Pelota	-	2	0	1	0	-	3	0	0%
Billiards	Billiards	1	0	1	0	2	3	0	0%
	Snooker	-	-	1	0	1			
Boules Sports	Petanque	1	0	-	-	-	1	0	0%
Bowling	-	-	-	3	0	-	3	0	0%
Bridge	-	-	-	-	-	-	-	-	-
Chess	-	-	-	-	-	-	-	-	-
Cricket	-	8	0	6	0	-	14	0	0%
DanceSport	DanceSport	2	0	1	0	3	4	0	0%
	Standard	-	-	1	0	1			
Floorball	-	7	0	14	0	-	21	0	0%
Flying Disc	-	-	-	-	-	-	-	-	-
Karate	-	7	0	5	0	-	12	0	0%
Korfball	-	5	0	-	-	-	5	0	0%
Lifesaving	-	-	-	1	0	-	1	0	0%
Motorcycling	Road Racing	4	0	1	0	5	12	1	8.3%
	Motorcycle Racing	4	0	-	-	4			
	Motocross	2	1	-	-	3			
	Speedway	1	0	-	-	1			
Mountaineering and Climbing	Climbing	6	0	-	-	6	11	0	0%
	Ski Mountaineering-UIAA	2	0	1	0	3			
	Mountain Running	1	0	-	-	1			
	Mountaineering and Climbing	1	0	-	-	1			
Netball	-	2	0	2	0	-	4	0	0%
Orienteering	Orienteering	4	0	4	0	8	11	0	0%
	Foot Orienteering	2	0	1	0	3			
Polo	-	-	-	-	-	-	-	-	-
Powerboating	-	-	-	-	-	-	-	-	-
Racquetball	-	-	-	3	0	-	3	0	0%
Roller Sports	Hockey (inline)	4	0	1	0	5	11	0	0%
	Speed	1	0	2	0	3			
	Rink Hockey	1	0	1	0	2			
	Artistic	-	-	1	0	1			
Softball	-	-	-	1	0	-	1	0	0%
Sport Climbing	Boulder	1	0	-	-	1	2	0	0%
	Sport Climbing	1	0	-	-	1			
Squash	-	2	0	5	0	-	7	0	0%
Sumo	-	1	0	2	0	-	3	0	0%
Surfing	Wind Surfing	-	-	1	0	-	1	0	0%
Tug of War	-	-	-	-	-	-	0	0	-
Underwater Sports	Finswimming	2	0	2	0	4	7	0	0%
	UW-Rugby	2	0	1	0	3			
Water Skiing	Water Skiing	-	-	2	0	2	3	0	0%
	Wakeboard	-	-	1	0	1			
Wushu	-	4	0	11	0	-	15	0	0%
Totals		125	1	113	1		238	2	0.84%

Table 12: EPO Tests Conducted in IOC Recognized Sport/Disciplines

Sport	Discipline	IC		OOC		Urine	Samples per Sport	AAFs per Sport	% AAF
		Samples	AAF	Samples	AAF	sub total			
Air Sports	-	-	-	-	-	-	-	-	-
American Football	-	-	-	4	0	-	4	0	0%
Automobile Sports	-	-	-	-	-	-	-	-	-
Bandy	-	-	-	-	-	-	-	-	-
Baseball	-	-	-	1	0	-	1	0	0%
Basque Pelota	-	-	-	-	-	-	-	-	-
Billiards	-	-	-	-	-	-	-	-	-
Boules Sports	-	-	-	-	-	-	-	-	-
Bowling	-	-	-	1	0	-	1	0	0%
Bridge	-	-	-	-	-	-	-	-	-
Chess	-	-	-	-	-	-	-	-	-
Cricket	-	-	-	-	-	-	-	-	-
DanceSport	-	-	-	-	-	-	-	-	-
Floorball	-	-	-	-	-	-	-	-	-
Flying Disc	-	-	-	-	-	-	-	-	-
Karate	-	-	-	-	-	-	-	-	-
Korfball	-	-	-	-	-	-	-	-	-
Lifesaving	-	33	0	8	0	-	41	0	0%
Motorcycling	-	-	-	-	-	-	-	-	-
Mountaineering and Climbing	Ski Mountaineering-UIAA	26	-	8	0	34	46	0	0%
	Mountain Running	12	-	-	-	12			
Netball	-	-	-	-	-	-	-	-	-
Orienteering	Foot Orienteering	5	0	25	0	30	58	0	0%
	Orienteering	6	-	17	0	23			
	Ski Orienteering	-	0	5	0	5			
Polo	-	-	-	-	-	-	-	-	-
Powerboating	-	-	-	-	-	-	-	-	-
Racquetball	-	2	0	-	-	-	2	-	-
Roller Sports	Speed	18	-	5	0	23	33	0	0%
	Roller Sports	9	0	-	-	9			
	Hockey (inline)	-	0	1	0	1			
Softball	-	-	-	-	-	-	-	-	-
Sport Climbing	-	-	-	-	-	-	-	-	-
Squash	-	8	0	17	0	-	25	0	0%
Sumo	-	-	-	-	-	-	-	-	-
Surfing	Wind Surfing	6	0	-	-	-	6	0	0%
Tug of War	-	-	-	-	-	-	-	0	-
Underwater Sports	Finswimming	6	0	15	0	21	34	0	0%
	Underwater Sports	2	0	11	0	13			
Water Skiing	-	-	-	-	-	-	-	-	-
Wushu	-	-	-	-	-	-	-	-	-
Totals		133	0	118	0		251	0	

Table 13: hGH¹ Tests Conducted in IOC Recognized Sport/Disciplines

Sport	Discipline	IC		OOC		Urine		% AAF
		Samples	AAF	Samples	AAF	Samples per Sport	AAFs per Sport	
Air Sports	-	-	-	-	-	-	-	-
American Football	-	-	-	7	0	7	0	0%
Automobile Sports	-	-	-	-	-	-	-	-
Bandy	-	-	-	-	-	-	-	-
Baseball	-	19	0	3	0	22	0	0%
Basque Pelota	-	-	-	-	-	-	-	-
Billiards	-	-	-	-	-	-	-	-
Boules Sports	-	-	-	-	-	-	-	-
Bowling	-	-	-	1	0	1	0	0%
Bridge	-	-	-	-	-	-	-	-
Chess	-	-	-	-	-	-	-	-
Cricket	-	-	-	-	-	-	-	-
DanceSport	-	-	-	-	-	-	-	-
Floorball	-	-	-	-	-	-	-	-
Flying Disc	-	-	-	-	-	-	-	-
Karate	-	-	-	4	0	4	0	0%
Korfball	-	-	-	-	-	-	-	-
Life Saving	-	-	-	-	-	-	-	-
Motorcycling	-	-	-	-	-	-	-	-
Mountaineering and Climbing	-	-	-	-	-	-	-	-
Netball	-	-	-	-	-	-	-	-
Orienteering	Foot Orienteering	-	-	1	0	1	0	0%
Polo	-	-	-	-	-	-	-	-
Powerboating	-	-	-	-	-	-	-	-
Racquetball	-	-	-	-	-	-	-	-
Roller Sports	-	-	-	-	-	-	-	-
Softball	-	-	-	25	0	25	0	0%
Sport Climbing	-	-	-	1	0	1	0	0%
Squash	-	-	-	-	-	-	-	-
Sumo	-	-	-	-	-	-	-	-
Surfing	-	-	-	-	-	-	-	-
Tug of War	-	-	-	-	-	-	-	-
Underwater Sports	-	-	-	-	-	-	-	-
Water Skiing	-	-	-	-	-	-	-	-
Wushu	-	-	-	-	-	-	-	-
Totals		19	0	42	0	61	0	0%

¹ hGH reporting delayed from 28 March 2013 to 31 Dec 2013

2013 Anti-Doping Testing Figures
Samples Analyzed and Reported by Accredited Laboratories in ADAMS

Table 14: HBOCs and HBT (Transfusion) Tests Conducted in IOC Recognized Sport/Disciplines

Sport	Discipline	HBOCs							Blood						
		IC		OOC		Samples per Sport	AAFs per Sport	% AAF	IC		HBT (Transfusion) OOC		Samples per Sport	AAFs per Sport	% AAF
		Samples	AAF	Samples	AAF				Samples	AAF	Samples	AAF			
Air Sports	-	-	-	-	-	-	-	-	-	-	-	-	-	-	-
American Football	-	-	-	4	0	4	0	0%	-	-	-	-	-	-	-
Automobile Sports	-	-	-	-	-	-	-	-	-	-	-	-	-	-	-
Bandy	-	-	-	-	-	-	-	-	-	-	-	-	-	-	-
Baseball	-	4	0	-	-	4	0	0%	-	-	-	-	-	-	-
Basque Pelota	-	-	-	-	-	-	-	-	-	-	-	-	-	-	-
Billiards	-	-	-	-	-	-	-	-	-	-	-	-	-	-	-
Boules Sports	-	-	-	-	-	-	-	-	-	-	-	-	-	-	-
Bowling	-	-	-	-	-	-	-	-	-	-	-	-	-	-	-
Bridge	-	-	-	-	-	-	-	-	-	-	-	-	-	-	-
Chess	-	-	-	-	-	-	-	-	-	-	-	-	-	-	-
Cricket	-	-	-	-	-	-	-	-	-	-	-	-	-	-	-
DanceSport	-	-	-	-	-	-	-	-	-	-	-	-	-	-	-
Floorball	-	-	-	-	-	-	-	-	-	-	-	-	-	-	-
Flying Disc	-	-	-	-	-	-	-	-	-	-	-	-	-	-	-
Karate	-	-	-	-	-	-	-	-	-	-	-	-	-	-	-
Korfball	-	-	-	-	-	-	-	-	-	-	-	-	-	-	-
Life Saving	-	-	-	-	-	-	-	-	-	-	-	-	-	-	-
Motorcycling	-	-	-	-	-	-	-	-	-	-	-	-	-	-	-
Mountaineering and Climbing	Ski Mountaineering-UIAA	-	-	1	0	1	0	0%	-	-	1	0	1	0	0%
Netball	-	-	-	-	-	-	-	-	-	-	-	-	-	-	-
Orienteering	Foot Orienteering	-	-	2	0	2	0	0%	-	-	1	0	1	0	0%
Polo	-	-	-	-	-	-	-	-	-	-	-	-	-	-	-
Powerboating	-	-	-	-	-	-	-	-	-	-	-	-	-	-	-
Racquetball	-	-	-	-	-	-	-	-	-	-	-	-	-	-	-
Roller Sports	-	-	-	-	-	-	-	-	-	-	-	-	-	-	-
Softball	-	-	-	-	-	-	-	-	-	-	-	-	-	-	-
Sport Climbing	-	-	-	-	-	-	-	-	-	-	-	-	-	-	-
Squash	-	-	-	-	-	-	-	-	-	-	-	-	-	-	-
Sumo	-	-	-	-	-	-	-	-	-	-	-	-	-	-	-
Surfing	-	-	-	-	-	-	-	-	-	-	-	-	-	-	-
Tug of War	-	-	-	-	-	-	-	-	-	-	-	-	-	-	-
Underwater Sports	-	-	-	-	-	-	-	-	-	-	-	-	-	-	-
Water Skiing	-	-	-	-	-	-	-	-	-	-	-	-	-	-	-
Wushu	-	-	-	-	-	-	-	-	-	-	-	-	-	-	-
Totals		4	0	7	0	11	0	0%	0	0	2	0	2	0	0%

Table 15: GC/C/IRMS Tests Conducted in AIMS Sport/Disciplines

Sport	Discipline	Urine				Sub Total	Total per Sport	AAFs per Sport	% AAF
		IC Samples	IC AAF	OOC Samples	OOC AAF				
Aikido	-	-	-	-	-	-	-	-	-
Bodybuilding	Bodybuilding	19	6	12	0	31	42	10	23.8%
	Fitness	1	0	10	4	11			
Casting	-	-	-	-	-	-	-	-	-
Cheer	-	1	0	-	-	-	1	0	0%
Darts	-	11	0	-	-	-	11	0	0%
Dragon Boat	-	1	0	1	0	-	2	0	0%
Draughts	-	-	-	-	-	-	-	-	-
Fistball	-	1	0	-	-	-	1	0	0%
Go	-	1	0	1	0	-	2	0	0%
Icestocksport	-	3	0	-	-	-	3	0	0%
Ju-Jitsu	-	3	3	-	-	-	3	3	100%
Kendo	-	-	-	-	-	-	-	-	-
Kickboxing	-	6	0	12	1	-	18	1	5.6%
Lacrosse	-	2	0	-	-	-	2	-	-
Minigolf	-	1	0	-	-	-	1	-	-
Muaythai	-	-	-	-	-	-	-	-	-
Powerlifting	Powerlifting	3	2	-	-	3	90	20	22.2%
	Bench Press	42	13	45	5	87			
Sambo	-	-	-	1	0	-	1	-	-
Savate	-	6	0	1	0	-	7	-	-
Sepaktakraw	-	-	-	-	-	-	-	-	-
Ski Mountaineering	Ski-Mountaineering- ISMF	3	0	-	-	-	3	-	-
Sleddog	-	-	-	-	-	-	-	-	-
Soft Tennis	-	1	0	-	-	-	1	-	-
Totals		105	24	83	10		188	34	18.1%

Table 16: EPO Tests Conducted in AIMS Sport/Disciplines

Sport	Discipline	Urine				Total per Sport	AAFs per Sport	% AAF
		IC		OOC				
		Samples	AAF	Samples	AAF			
Aikido	-	-	-	-	-	-	-	-
Bodybuilding	-	-	-	-	-	-	-	-
Casting	-	-	-	-	-	-	-	-
Cheer	-	-	-	-	-	-	-	-
Darts	-	-	-	-	-	-	-	-
Dragon Boat	-	-	-	1	0	1	0	0%
Draughts	-	-	-	-	-	-	-	-
Fistball	-	-	-	-	-	-	-	-
Go	-	-	-	-	-	-	-	-
Icestocksport	-	-	-	-	-	-	-	-
Ju-Jitsu	-	2	0	-	-	2	0	0%
Kendo	-	-	-	-	-	-	-	-
Kickboxing	-	3	0	-	-	3	0	0%
Lacrosse	-	-	-	-	-	-	-	-
Minigolf	-	-	-	-	-	-	-	-
Muaythai	-	2	0	-	-	2	0	0%
Powerlifting	-	-	-	2	0	2	0	0%
Sambo	-	3	0	1	1	4	1	25%
Savate	-	1	0	-	-	1	0	0%
Sepaktakraw	-	-	-	-	-	-	-	-
Ski Mountaineering	Ski-Mountaineering- ISMF	12	0	5	0	17	0	0%
Sleddog	-	-	-	-	-	-	-	-
Soft Tennis	-	-	-	-	-	-	-	-
Totals		23	0	9	1	32	1	3.1%

2013 Anti-Doping Testing Figures
Samples Analyzed and Reported by Accredited Laboratories in ADAMS

Table 17: hGH¹, HBOCs and HBT (Transfusion) Tests Conducted in AIMS Sport/Disciplines

Sport	Discipline	Blood								HBOCs Total per Sport	HBT Total per Sport	
		IC		OOC		hGH Sub Total	Total per Sport	AAFs per Sport	% Sport			
		Samples	AAF	Samples	AAF							
Aikido	-	-	-	-	-	-	-	-	-	-	-	-
Bodybuilding	Bodybuilding	5	0	-	-	5	12	0	0%	-	-	
	Fitness	-	-	7	0	7						
Casting	-	-	-	-	-	-	-	-	-	-	-	-
Cheer	-	-	-	-	-	-	-	-	-	-	-	-
Darts	-	-	-	-	-	-	-	-	-	-	-	-
Dragon Boat	-	-	-	-	-	-	-	-	-	-	-	-
Draughts	-	-	-	-	-	-	-	-	-	-	-	-
Fistball	-	-	-	-	-	-	-	-	-	-	-	-
Go	-	-	-	-	-	-	-	-	-	-	-	-
Icestocksport	-	-	-	-	-	-	-	-	-	-	-	-
Ju-Jitsu	-	-	-	-	-	-	-	-	-	-	-	-
Kendo	-	-	-	-	-	-	-	-	-	-	-	-
Kickboxing	-	-	-	-	-	-	-	-	-	-	-	-
Lacrosse	-	-	-	-	-	-	-	-	-	-	-	-
Minigolf	-	-	-	-	-	-	-	-	-	-	-	-
Muaythai	-	-	-	-	-	-	-	-	-	-	-	-
Powerlifting	-	8	0	13	0	-	21	0	0%	-	-	
Sambo	-	-	-	1	0	-	1	0	0%	-	-	
Savate	-	-	-	8	0	-	8	0	0%	-	-	
Sepaktakraw	-	-	-	-	-	-	-	-	-	-	-	-
Ski-Mountaineering	-	-	-	-	-	-	-	-	-	-	-	-
Sleddog	-	-	-	-	-	-	-	-	-	-	-	-
Soft Tennis	-	-	-	-	-	-	-	-	-	-	-	-
Totals		13	0	29	0		42	0	0%	0	0	

¹ hGH reporting delayed from 28 March 2013 to 31 Dec 2013

Table 18: GC/C/IRMS Tests Conducted in Sports for Athletes with an Impairment

Sport	Discipline	Urine							
		IC		OOC		Sub Total	Total per Sport	AAFs per Sport	% AAF
Samples	AAF	Samples	AAF						
Aquatics	-	-	-	-	-	-	-	-	-
Athletics	CISS Athletics	-	-	5	0	-	5	0	0%
Badminton	-	-	-	-	-	-	-	-	-
Basketball	Wheelchair Basketball	2	0	-	-	-	2	0	0%
Boccia	-	-	-	-	-	-	-	-	-
Bowling	-	-	-	-	-	-	-	-	-
Canoe / Kayak	Para-Canoe ¹	-	-	2	0	-	2	0	0%
Curling	Wheelchair Curling ²	-	-	1	0	-	1	0	0%
Cycling	Para-Cycling ³	7	0	2	0	-	9	0	0%
Equestrian	Para-Equestrian ⁴	-	-	1	1	-	1	1	100%
Fencing	-	-	-	-	-	-	-	-	-
Football	-	-	-	-	-	-	-	-	-
Football 5-a-Side	-	-	-	-	-	-	-	-	-
Football 7-a-Side	-	-	-	1	0	-	1	0	0%
Handball	-	-	-	-	-	-	-	-	-
Ice Hockey	-	-	-	-	-	-	-	-	-
Judo	-	-	-	1	0	-	1	0	0%
Karate	CISS Karate	-	-	1	0	-	1	0	0%
Powerlifting	IBSA Powerlifting	1	0	-	-	-	1	0	0%
Rowing	Adaptive Rowing ⁵	2	0	-	-	-	2	0	0%
Rugby	Wheelchair Rugby	-	-	3	0	-	3	0	0%
Sailing	-	-	-	-	-	-	-	-	-
Shooting	-	-	-	-	-	-	-	-	-
Skiing	CISS Alpine Skiing	1	0	-	-	-	1	0	0%
Table Tennis	CISS Table Tennis	-	-	1	0	-	3	0	0%
	Para Table Tennis ⁶	-	-	2	0	-			
Taekwondo	-	-	-	-	-	-	-	-	-
Tennis	CISS Tennis	-	-	1	0	-	1	0	0%
Volleyball	-	-	-	-	-	-	-	-	-
Weightlifting	-	-	-	-	-	-	-	-	-
Wrestling	CISS Wrestling Greco-Roman	-	-	1	0	-	1	0	-
Totals		13	0	22	1	0	35	1	3%

¹ Discipline under the governance of the IF (International Canoe Federation)

² Discipline under the governance of the IF (World Curling Federation)

³ Discipline under the governance of the IF (International Cycling Union)

⁴ Discipline under the governance of the IF (International Equestrian Federation)

⁵ Discipline under the governance of the IF (International Rowing Federation)

⁶ Discipline under the governance of the IF (International Table Tennis Federation)

Table 19: GC/C/IRMS Tests Conducted in IPC Sport/Disciplines

Sport	Discipline	Urine							
		IC		OOC		Sub Total	Total per Sport	AAFs per Sport	% AAF
Samples	AAF	Samples	AAF						
Aquatics	IPC Swimming	3	0	2	0	5	5	0	0%
Athletics	IPC Athletics	17	0	13	1	30	30	1	3.3%
Badminton	IPC Badminton	1	0	-	-	-	1	0	0%
Bowling	IPC Nine-pin	-	-	-	-	-	-	-	-
DanceSport	IPC Wheelchair DanceSport	-	-	-	-	-	-	-	-
IPC Ice Sledge Hockey	IPC Ice Sledge Hockey	-	-	1	0	-	1	0	0%
Powerlifting	IPC Powerlifting	1	1	-	-	-	1	1	100%
Shooting	IPC Shooting	-	-	-	-	-	-	-	-
Skiing	IPC Nordic Cross-Country	-	0	5	0	5	14	0	0%
	IPC Nordic Biathlon	-	-	5	0	5			
	IPC Alpine	2	-	2	0	4			
Totals		24	1	28	1	52	52	2	3.8%

Table 20: EPO Tests Conducted in Sports for Athletes with an Impairment

Sport	Discipline	Urine						Total per Sport	AAFs per Sport	% AAF
		IC		OOC		Sub Total				
		Samples	AAF	Samples	AAF					
Aquatics	-	-	-	-	-	-	-	-	-	
Athletics	-	-	-	-	-	-	-	-	-	
Badminton	-	-	-	-	-	-	-	-	-	
Basketball	-	-	-	-	-	-	-	-	-	
Boccia	-	-	-	-	-	-	-	-	-	
Bowling	-	-	-	-	-	-	-	-	-	
Curling	Wheelchair Curling ¹	-	-	1	0	-	1	0	0%	
Cycling	CISS Cycling Road	12	0	2	0	14	68	1	1.5%	
	Para-Cycling ²	11	0	43	1	54				
Fencing	-	-	-	-	-	-	-	-	-	
Football	-	-	-	-	-	-	-	-	-	
Football 5-a-Side	-	-	-	-	-	-	-	-	-	
Football 7-a-Side	-	-	-	-	-	-	-	-	-	
Handball	-	-	-	-	-	-	-	-	-	
Ice Hockey	-	-	-	-	-	-	-	-	-	
Judo	-	-	-	-	-	-	-	-	-	
Powerlifting	-	-	-	-	-	-	-	-	-	
Rowing	Adaptive Rowing ³	-	-	1	-	-	1	0	0%	
Rugby	-	-	-	-	-	-	-	-	-	
Sailing	-	-	-	-	-	-	-	-	-	
Shooting	-	-	-	-	-	-	-	-	-	
Skiing	CISS Cross Country Skiing	2	0	-	-	-	2	0	0%	
Table Tennis	-	-	-	-	-	-	-	-	-	
Taekwondo	-	-	-	-	-	-	-	-	-	
Tennis	-	-	-	-	-	-	-	-	-	
Triathlon	Para Triathlon ⁴	5	0	2	0	-	7	0	0%	
Volleyball	-	-	-	-	-	-	-	-	-	
Weightlifting	-	-	-	-	-	-	-	-	-	
Wrestling	-	-	-	-	-	-	-	-	-	
Totals		30	0	49	1	68	79	1	1.3%	

¹ Discipline under the governance of the IF (World Curling Federation)

² Discipline under the governance of the IF (International Cycling Union)

³ Discipline under the governance of the IF (International Rowing Federation)

⁴ Discipline under the governance of the IF (International Triathlon Union)

Table 21: EPO Tests Conducted in IPC Sport/Disciplines

Sport	Discipline	Urine						Total per Sport	AAFs per Sport	% AAF
		IC		OOC		Sub Total				
		Samples	AAF	Samples	AAF					
Aquatics	IPC Swimming	17	0	24	0	-	41	0	0%	
Athletics	IPC Athletics	39	1	70	0	-	109	1	0.9%	
Badminton	IPC Badminton	-	-	-	-	-	-	-	-	
Bowling	IPC Nine-pin	-	-	-	-	-	-	-	-	
DanceSport	IPC Wheelchair DanceSport	-	-	-	-	-	-	-	-	
IPC Ice Sledge Hockey	IPC Ice Sledge Hockey	-	-	-	-	-	-	-	-	
Powerlifting	IPC Powerlifting	-	-	4	0	-	4	0	0%	
Shooting	IPC Shooting	-	-	-	-	-	-	-	-	
Skiing	IPC Nordic Cross-Country	12	0	36	0	48	87	0	0%	
	IPC Nordic Biathlon	-	-	39	0	39				
Totals		68	1	173	0	241	241	1	0.4%	

2013 Anti-Doping Testing Figures
Samples Analyzed and Reported by Accredited Laboratories in ADAMS

Table 22: hGH¹, HBOCs and HBT (Transfusion) Tests Conducted in Sports for Athletes with an Impairment*

Sport	Discipline	hGH						Blood HBOCS					HBT (Transfusion)									
		IC		OOC		Total per Sport	AAFs per Sport	% AAF	IC		OOC		Total per Sport	AAFs per Sport	% AAF	IC		OOC		Total per Sport	AAFs per Sport	% AAF
		Samples	AAF	Samples	AAF				Samples	AAF	Samples	AAF	Sport	Sport	AAF	Samples	AAF	Samples	AAF	Sport	Sport	AAF
Cycling	Para-Cycling ¹	-	-	-	-	-	-	-	-	-	2	0	2	0	0%	-	-	2	0	2	0	0%
Tennis	Wheelchair Tennis ²	-	-	-	-	-	-	-	-	-	2	0	2	0	0%	-	-	1	0	1	0	0%
Totals		0	0	0	0	0	0	0	0	0	4	0	4	0	0%	0	0	3	0	3	0	0%

* no tests for hGH were reported in ADAMS

¹ Discipline under the governance of the IF (International Cycling Union)

² Discipline under the governance of the IF (International Tennis Federation)

Table 23: hGH¹, HBOCS and HBT (Transfusion) Tests Conducted in IPC Sport/Disciplines

Sport	Discipline	hGH						Blood HBOCS					HBT (Transfusion)									
		IC		OOC		Total per Sport	AAFs per Sport	% AAF	IC		OOC		Total per Sport	AAFs per Sport	% AAF	IC		OOC		Total per Sport	AAFs per Sport	% AAF
		Samples	AAF	Samples	AAF				Samples	AAF	Samples	AAF	Sport	Sport	AAF	Samples	AAF	Samples	AAF	Sport	Sport	AAF
Aquatics	IPC Swimming	4	0	12	0	16	0	0%	-	-	-	-	-	-	-	-	-	-	-	-	-	-
Athletics	IPC Athletics	-	-	2	0	2	0	0%	-	-	7	0	7	0	0%	-	-	6	0	6	0	0%
Badminton	IPC Badminton	-	-	-	-	-	-	-	-	-	-	-	-	-	-	-	-	-	-	-	-	-
Bowling	IPC Nine-pin	-	-	-	-	-	-	-	-	-	-	-	-	-	-	-	-	-	-	-	-	-
DanceSport	IPC Wheelchair DanceSport	-	-	-	-	-	-	-	-	-	-	-	-	-	-	-	-	-	-	-	-	-
IPC Ice Sledge Hockey	IPC Ice Sledge Hockey	-	-	-	-	-	-	-	-	-	-	-	-	-	-	-	-	-	-	-	-	-
Powerlifting	IPC Powerlifting	-	-	8	0	8	0	0%	-	-	3	0	3	0	0%	-	-	3	0	3	0	0%
Shooting	IPC Shooting	-	-	-	-	-	-	-	-	-	-	-	-	-	-	-	-	-	-	-	-	-
Skiing	IPC Nordic Cross-Country	-	-	4	0	4	0	-	-	-	-	-	-	-	-	-	-	-	-	-	-	-
Totals		4	0	26	0	30	0%	0%	0	0	10	0	10	0%	0%	0	0	9	0	9	0%	0%

¹ hGH reporting delayed from 28 March 2013 to 31 Dec 2013



2013 Anti-Doping Testing Figures

Testing Authority Report

Table of Contents

Table 1 :	SUMMARY - Total Samples by Testing Authority (TA) Category
Table 2 :	Total Samples by TA Category - Olympic International Federations
Table 3 :	Total Samples by TA Category - IOC Recognized International Federations
Table 4 :	Total Samples by TA Category - Alliance of Independent Members of SportAccord (AIMS)
Table 5 :	Total Samples by TA Category - National Anti-Doping Organizations (NADOs)
Table 6 :	Total Samples by TA Category - Other Sport Organizations
Table 7 :	Total Samples by TA Category - National Olympic Committees (NOCs)
Table 8 :	Total Samples by TA Category - Regional Sport Organizations
Table 9 :	Total Samples by TA Category - Regional Anti-Doping Organizations (RADOs)
Table 10 :	Total Samples by TA Category - Multi-Sports Organizations and Events
Table 11 :	Total Samples by TA Category - National Federations (NFs)
Table 12 :	GC/C/IRMS Tests Conducted per Testing Authority
Table 13 :	EPO Tests Conducted per Testing Authority
Table 14 :	hGH Tests Conducted per Testing Authority
Table 15 :	HBT Tests Conducted per Testing Authority
Table 16 :	HBOCs Tests Conducted per Testing Authority

Olympic Sports*

Table 17 :	Olympic Sport - Aquatics
Table 18 :	Olympic Sport - Archery
Table 19 :	Olympic Sport - Athletics
Table 20 :	Olympic Sport - Badminton
Table 21 :	Olympic Sport - Basketball
Table 22 :	Olympic Sport - Biathlon
Table 23 :	Olympic Sport - Bobsleigh and Skeleton
Table 24 :	Olympic Sport - Boxing
Table 25 :	Olympic Sport - Canoe/Kayak
Table 26 :	Olympic Sport - Curling
Table 27 :	Olympic Sport - Cycling
Table 28 :	Olympic Sport - Equestrian Sports
Table 29 :	Olympic Sport - Fencing
Table 30 :	Olympic Sport - Field Hockey
Table 31 :	Olympic Sport - Football
Table 32 :	Olympic Sport - Golf
Table 33 :	Olympic Sport - Gymnastics
Table 34 :	Olympic Sport - Handball
Table 35 :	Olympic Sport - Ice Hockey
Table 36 :	Olympic Sport - Judo
Table 37 :	Olympic Sport - Luge
Table 38 :	Olympic Sport - Modern Pentathlon
Table 39 :	Olympic Sport - Rowing
Table 40 :	Olympic Sport - Rugby
Table 41 :	Olympic Sport - Sailing
Table 42 :	Olympic Sport - Shooting Sport
Table 43 :	Olympic Sport - Skating
Table 44 :	Olympic Sport - Skiing
Table 45 :	Olympic Sport - Table Tennis

Table of Contents

Olympic Sports* - continued

Table 46 :	Olympic Sport - Taekwondo
Table 47 :	Olympic Sport - Tennis
Table 48 :	Olympic Sport - Triathlon
Table 49 :	Olympic Sport - Volleyball
Table 50 :	Olympic Sport - Weightlifting
Table 51 :	Olympic Sport - Wrestling

* Olympic Sport data may include tests conducted in non-Olympic disciplines of the sport

IOC Recognized Sports

Table 52 :	IOC Recognized Sport - Air Sports
Table 53 :	IOC Recognized Sport - American Football
Table 54 :	IOC Recognized Sport - Automobile Sports
Table 55 :	IOC Recognized Sport - Bandy
Table 56 :	IOC Recognized Sport - Baseball
Table 57 :	IOC Recognized Sport - Basque Pelota
Table 58 :	IOC Recognized Sport - Billiard Sports
Table 59 :	IOC Recognized Sport - Boules Sports
Table 60 :	IOC Recognized Sport - Bowling
Table 61 :	IOC Recognized Sport - Bridge
Table 62 :	IOC Recognized Sport - Chess
Table 63 :	IOC Recognized Sport - Cricket
Table 64 :	IOC Recognized Sport - DanceSport
Table 65 :	IOC Recognized Sport - Floorball
Table 66 :	IOC Recognized Sport - Flying Disc
Table 67 :	IOC Recognized Sport - Karate
Table 68 :	IOC Recognized Sport - Korfball
Table 69 :	IOC Recognized Sport - Life Saving
Table 70 :	IOC Recognized Sport - Motorcycling
Table 71 :	IOC Recognized Sport - Mountaineering and Climbing
Table 72 :	IOC Recognized Sport - Netball
Table 73 :	IOC Recognized Sport - Orienteering
Table 74 :	IOC Recognized Sport - Polo
Table 75 :	IOC Recognized Sport - Powerboating
Table 76 :	IOC Recognized Sport - Racquetball
Table 77 :	IOC Recognized Sport - Roller Sports
Table 78 :	IOC Recognized Sport - Softball
Table 79 :	IOC Recognized Sport - Sport Climbing
Table 80 :	IOC Recognized Sport - Squash
Table 81 :	IOC Recognized Sport - Sumo
Table 82 :	IOC Recognized Sport - Surfing
Table 83 :	IOC Recognized Sport - Tug of War
Table 84 :	IOC Recognized Sport - Underwater Sports
Table 85 :	IOC Recognized Sport - Water Skiing
Table 86 :	IOC Recognized Sport - Wushu

Table of Contents

AIMS Sports

Table 87 :	AIMS Sport - Aikido
Table 88 :	AIMS Sport - Bodybuilding and Fitness
Table 89 :	AIMS Sport - Casting
Table 90 :	AIMS Sport - Cheer
Table 91 :	AIMS Sport - Darts
Table 92 :	AIMS Sport - Dragon Boat
Table 93 :	AIMS Sport - Draughts
Table 94 :	AIMS Sport - Fistball
Table 95 :	AIMS Sport - Go
Table 96 :	AIMS Sport - Icestocksport
Table 97 :	AIMS Sport - Ju-Jitsu
Table 98 :	AIMS Sport - Kendo
Table 99 :	AIMS Sport - Kickboxing
Table 100 :	AIMS Sport - Lacrosse
Table 101 :	AIMS Sport - Minigolf
Table 102 :	AIMS Sport - Muaythai
Table 103 :	AIMS Sport - Powerlifting
Table 104 :	AIMS Sport - Sambo
Table 105 :	AIMS Sport - Savate
Table 106 :	AIMS Sport - Sepaktakraw
Table 107 :	AIMS Sport - Ski Mountaineering
Table 108 :	AIMS Sport - Sleddog
Table 109 :	AIMS Sport - Soft Tennis

Table of Contents

IPC Sports

Table 110 :	IPC Sport - Aquatics - IPC Swimming
Table 111 :	IPC Sport - IPC Athletics and IPC Wheelchair Road Race
Table 112 :	IPC Sport - Badminton - IPC Badminton
Table 113 :	IPC Sport - Bowling - IPC Nine-pin
Table 114 :	IPC Sport - DanceSport - IPC Wheelchair DanceSport
Table 115 :	IPC Sport - Ice Hockey - IPC Sledge Hockey
Table 116 :	IPC Sport - Powerlifting - IPC Powerlifting
Table 117 :	IPC Sport - Shooting - IPC Shooting
Table 118 :	IPC Sport - Skiing - IPC Alpine, Nordic Cross-Country and Nordic Biathlon

Terms and Abbreviations

IC	In-Competition
OOO	Out-of-Competition
Sample	Any biological material collected for the purposes of <i>Doping Control</i> *
AAF	Adverse Analytical Finding
ATF	Atypical Finding
GC/C/IRMS	Gas Chromatograph/Carbon/Isotope Ratio Mass Spectrometer (e.g."IRMS")
EPO	Erythropoetins
hGH	hGH Isoform Differential Immunoassays
HBT	Homologous Blood Transfusion
HBOCs	Haemoglobin Based Oxygen Carriers
IOC	International Olympic Committee
AIMS	Alliance of Independent Members of SportAccord
NADO	National Anti-Doping Organization
RADO	Regional Anti-Doping Organization
NOC	National Olympic Committee
IF	International Federation
NF	National Federation
TA	Testing Authority
SCA	Sample Collection Authority
ADAMS	Anti-Doping Administration and Management System
ABP	Athlete Biological Passport
IPC	International Paralympic Committee**

* biological material limited to urine and blood in this report

** limited to sport/disciplines under the auspices of the IPC (others are compiled under the category "Sports for Athletes with an Impairment")

Table 1: SUMMARY

Total Samples by Testing Authority* (TA) Category

Testing Authority Category	N ^o of TAs	Urine			Blood		Total Samples	% of total
		Samples	% ATF	% AAF	Samples	% AAF		
National Anti-Doping Organization	108	128,841	1.13%	1.09%	4,163	0.24%	133,004	64.1%
Olympic International Federation	35	31,227	1.20%	1.10%	1,521	-	32,748	15.8%
National Federation**	309	24,168	1.45%	0.33%	538	0.19%	24,706	11.9%
Regional Sport Organization	49	5,735	0.82%	1.22%	95	-	5,830	2.8%
Other Sport Organization	60	3,883	1.16%	2.49%	278	-	4,161	2.0%
Multi-Sport Organizations and Events	8	3,322	0.60%	1.38%	75	-	3,397	1.6%
IOC Recognized International Federation	31	2,104	0.53%	1.44%	19	-	2,123	1.0%
Regional Anti-Doping Organization	12	741	1.48%	1.35%	0	-	741	0.4%
AIMS	20	613	0.81%	8.2%	0	-	613	0.3%
National Olympic Committee	11	190	0.47%	9.0%	0	-	190	0.1%
TOTALS	643	200,824			6,689		207,513	

IC and OOC Samples by Testing Authority* (TA) Category

Testing Authority Category	Urine						Blood			
	IC			OOC			IC		OOC	
	Samples	% ATF	% AAF	Samples	% ATF	% AAF	Samples	% AAF	Samples	% AAF
National Anti-Doping Organization (108)	64,018	0.94%	1.7%	64,823	1.31%	0.48%	1,136	0.88%	3,027	-
Olympic International Federation (35)	21,551	1.13%	1.2%	9,676	1.37%	0.82%	879	-	642	0.16%
National Federation** (309)	20,580	1.54%	0.3%	3,588	1.94%	0.3%	323	0.31%	215	-
Regional Sport Organization (49)	5,214	0.75%	1.2%	521	1.54%	-	45	-	50	-
Other Sport Organization (60)	3,319	1.3%	2.9%	564	0.53%	0.2%	7	-	271	-
Multi-Sport Organizations and Events (8)	3,208	0.59%	1.4%	114	0.88%	0.88%	61	-	14	-
IOC Recognized International Federation (31)	1,537	0.53%	1.9%	567	0.52%	0.17%	15	-	4	-
AIMS (20)	492	-	9.6%	121	4.17%	2.5%	-	-	-	-
Regional Anti-Doping Organization (12)	311	2.90%	1.9%	430	0.47%	0.93%	-	-	-	-
National Olympic Committee (11)	161	0.44%	7.9%	29	0.53%	13.5%	-	-	-	-
Total number in ADAMS: TA (643)	120,391			80,433			2,466		4,223	

* Testing Authority names appear in this report as entered by the respective ADOs in ADAMS

* Note: Although National Federations (NFs) themselves are not signatories to the World Anti-Doping Code and therefore not entitled to authorize testing independently, the rules of some National Anti-Doping Organizations and International Sport Federations may delegate testing authority to these bodies. Tests attributed to NFs therefore may in some instances be a part of NADO or IF programs.

2013 Anti-Doping Testing Figures
Samples Analyzed and Reported by Accredited Laboratories in ADAMS

Table 2: Total Samples by TA Category - Olympic International Federations

Olympic International Federation	Urine						Blood						Total		
	Samples	IC ATF	AAF	Samples	OOC ATF	AAF	Samples	IC ATF	AAF	Samples	OOC ATF	AAF	Samples	% ATF	% AAF
International Cycling Union	6096	148	83	2967	59	8	298	0	0	69	0	0	9430	2.2%	1.0%
International Association of Athletics Federations	2451	29	23	1859	30	20	4	0	0	62	1	0	4376	1.4%	1.0%
International Tennis Federation	1813	2	12	130	0	0	345	0	0	290	0	0	2578	0.1%	0.5%
International Weightlifting Federation	1302	1	62	630	0	41	-	-	-	5	0	0	1937	0.1%	5.3%
International Rugby Board	582	3	3	1060	21	3	6	0	0	26	0	0	1674	1.4%	0.4%
Fédération Internationale de Natation	901	0	10	553	2	2	117	0	0	2	0	0	1573	0.1%	0.8%
Fédération Internationale de Football Association	920	1	5	372	4	0	16	0	0	12	0	0	1320	0.4%	0.4%
International Ski Federation	728	1	3	476	1	0	16	0	0	87	0	0	1307	0.2%	0.2%
International Skating Union	772	12	2	195	1	0	31	0	0	21	0	0	1019	1.3%	0.2%
International Biathlon Union	504	8	5	197	2	3	-	-	-	20	0	0	721	1.4%	1.1%
International Volleyball Federation	412	0	5	166	0	0	-	-	-	26	0	0	604	-	0.8%
International Triathlon Union	437	4	4	75	2	0	34	0	0	10	0	0	556	1.1%	0.7%
International Basketball Federation	473	7	1	55	0	0	-	-	-	-	-	-	528	1.3%	0.2%
International Judo Federation	497	2	10	3	0	0	-	-	-	-	-	-	500	0.4%	2.0%
International Federation of Associated Wrestling Styles	451	3	7	45	3	0	-	-	-	-	-	-	496	1.2%	1.4%
International Shooting Sport Federation	437	0	2	23	0	0	-	-	-	-	-	-	460	-	0.4%
Fédération Internationale d'Esgrime	369	8	0	41	3	0	-	-	-	-	-	-	410	2.7%	-
International Ice Hockey Federation	346	4	4	13	0	0	-	-	-	2	0	0	361	1.1%	1.1%
Badminton World Federation	257	1	0	100	1	0	-	-	-	-	-	-	357	0.6%	-
International Gymnastics Federation	237	0	3	70	0	0	-	-	-	-	-	-	307	-	1.0%
International Canoe Federation	174	1	2	106	3	0	12	0	0	7	0	0	299	1.3%	0.7%
International Handball Federation	246	2	1	53	0	0	-	-	-	-	-	-	299	0.7%	0.3%
International Rowing Federation	152	1	1	75	0	0	-	-	-	-	-	-	227	0.4%	0.4%
World Archery Federation	162	0	0	48	0	0	-	-	-	-	-	-	210	-	-
Union Internationale de Pentathlon Moderne	139	0	0	41	0	0	-	-	-	-	-	-	180	-	-
International Boxing Association	157	4	3	18	0	0	-	-	-	-	-	-	175	2.3%	1.7%
World Taekwondo Federation	133	1	7	19	0	0	-	-	-	-	-	-	152	0.7%	4.6%
World Curling Federation	46	0	1	83	0	4	-	-	-	-	-	-	129	-	3.9%
International Table Tennis Federation	99	0	1	25	0	0	-	-	-	-	-	-	124	-	0.8%
International Hockey Federation	91	0	0	32	0	0	-	-	-	-	-	-	123	-	-
International Bobsleigh and Skeleton Federation	47	1	0	47	0	0	-	-	-	2	0	0	96	1.0%	-
International Luge Federation	48	0	0	39	0	0	-	-	-	-	-	-	87	-	-
International Sailing Federation	38	0	1	40	0	0	-	-	-	1	0	0	79	-	1.3%
Fédération Equestre Internationale	28	0	1	20	0	0	-	-	-	-	-	-	48	-	2.1%
International Golf Federation	6	0	0	-	0	0	-	-	-	-	-	-	6	-	-
	21,551	244	262	9,676	132	81	879	-	-	642	1	-	32,748	1.2%	1.0%

2013 Anti-Doping Testing Figures
Samples Analyzed and Reported by Accredited Laboratories in ADAMS

Table 3: Total Samples by TA Category - IOC Recognized International Federations

IOC Recognized International Federation	Urine						Blood						Total		
	IC Samples	IC ATF	AAF	IC Samples	IC ATF	AAF	IC Samples	IC ATF	AAF	IC Samples	IC ATF	AAF	IC Samples	% ATF	% AAF
International Cricket Council	122	2	1	266	2	0	-	-	-	-	-	-	388	1.0%	0.3%
International Baseball Federation	212	0	9	0	0	0	15	0	0	3	0	0	230	-	3.9%
Fédération Internationale Amateur Sambo	154	0	6	23	0	0	-	-	-	-	-	-	177	-	3.4%
International Roller Sports Federation	104	0	0	31	0	0	-	-	-	-	-	-	135	-	-
World Underwater Federation	95	0	3	22	0	0	-	-	-	-	-	-	117	-	2.6%
International Motorcycling Federation	90	1	3	18	0	0	-	-	-	-	-	-	108	0.9%	2.8%
World Karate Federation	82	0	0	24	0	0	-	-	-	-	-	-	106	-	-
Fédération Internationale de l'Automobile	72	0	3	16	0	0	-	-	-	-	-	-	88	-	3.4%
International Floorball Federation	63	1	0	23	0	0	-	-	-	-	-	-	86	1.2%	-
International Federation of Sports Climbing	73	1	1	4	0	0	-	-	-	1	0	0	78	1.3%	1.3%
World Dance Sport Federation	59	0	2	16	1	0	-	-	-	-	-	-	75	1.3%	2.7%
International Orienteering Federation	67	1	0	4	0	0	-	-	-	-	-	-	71	1.4%	-
International Wushu Federation	43	1	0	17	0	0	-	-	-	-	-	-	60	1.7%	-
International Waterski & Wakeboard Federation	39	0	0	13	0	0	-	-	-	-	-	-	52	-	-
International Surfing Association	48	0	1	0	0	0	-	-	-	-	-	-	48	-	2.1%
World Squash Federation	16	0	0	25	0	0	-	-	-	-	-	-	41	-	-
International Softball Federation	16	0	0	16	0	0	-	-	-	-	-	-	32	-	-
Union Internationale Motonautique	21	0	0	9	0	0	-	-	-	-	-	-	30	-	-
Federation Aeronautique Internationale	16	0	0	9	0	0	-	-	-	-	-	-	25	-	-
Federation of International Bandy	23	1	0	1	0	0	-	-	-	-	-	-	24	4.2%	-
World Confederation of Billiards Sports	20	0	0	-	-	-	-	-	-	-	-	-	20	-	-
International Federation of American Football	19	0	0	-	-	-	-	-	-	-	-	-	19	-	-
Union Internationale des Associations D'Alpinisme	14	0	0	3	0	0	-	-	-	-	-	-	17	-	-
Tug-of-War International Federation	5	0	0	11	0	1	-	-	-	-	-	-	16	-	6.3%
International Sumo Federation	10	0	0	5	0	0	-	-	-	-	-	-	15	-	-
International Lifesaving Federation	13	0	0	2	0	0	-	-	-	-	-	-	15	-	-
International Federation of Pelota Vasca	13	0	0	-	-	-	-	-	-	-	-	-	13	-	-
World Chess Federation	11	0	0	1	0	0	-	-	-	-	-	-	12	-	-
International Netball Federation	10	0	0	-	-	-	-	-	-	-	-	-	10	-	-
International Racquetball Federation	4	0	0	5	0	0	-	-	-	-	-	-	9	-	-
World Flying Disc Federation	3	0	0	3	0	0	-	-	-	-	-	-	6	-	-
Total	1,537	8	29	567	3	1	15	-	-	4	-	-	2,123	0.5%	1.4%

2013 Anti-Doping Testing Figures
Samples Analyzed and Reported by Accredited Laboratories in ADAMS

Table 4: Total Samples by TA Category - Alliance of Independent Members of SportAccord (AIMS)

AIMS	Urine						Blood			Total					
	IC Samples	ATF	AAF	IC Samples	ATF	AAF	IC Samples	ATF	AAF	Samples	% ATF	% AAF			
International Powerlifting Federation	255	0	22	57	5	2	-	-	-	-	-	-	312	1.6%	7.7%
International Federation of Bodybuilding and Fitness	59	0	19	10	0	1	-	-	-	-	-	-	69	-	29.0%
World Association of Kickboxing Organizations	18	0	1	16	0	0	-	-	-	-	-	-	34	-	2.9%
International Federation Icestocksport	20	0	0	5	0	0	-	-	-	-	-	-	25	-	-
International Federation of Muaythai Amateur	23	0	1	-	-	-	-	-	-	-	-	-	23	-	4.3%
International Ski Mountaineering Federation	10	0	0	6	0	0	-	-	-	-	-	-	16	-	-
International Sepaktakraw Federation	16	0	0	-	-	-	-	-	-	-	-	-	16	-	-
World Darts Federation	16	0	3	-	-	-	-	-	-	-	-	-	16	-	18.8%
World Minigolf Sport Federation	12	0	0	4	0	0	-	-	-	-	-	-	16	-	-
International Lacrosse Federation	6	0	0	6	0	0	-	-	-	-	-	-	12	-	-
Fédération Internationale de Savate	8	0	0	3	0	0	-	-	-	-	-	-	11	-	-
International Cheer Union	10	0	0	-	-	-	-	-	-	-	-	-	10	-	-
International Federation of Sleddog Sports	7	0	0	2	0	0	-	-	-	-	-	-	9	-	-
International Kendo Federation	4	0	0	4	0	0	-	-	-	-	-	-	8	-	-
Ju-Jitsu International Federation	8	0	0	-	-	-	-	-	-	-	-	-	8	-	-
World Draughts Federation	3	0	0	4	0	0	-	-	-	-	-	-	7	-	-
International Fistball Association	4	0	0	3	0	0	-	-	-	-	-	-	7	-	-
International Dragon Boat Federation	6	0	1	-	-	-	-	-	-	-	-	-	6	-	16.7%
International Aikido Federation	4	0	0	-	-	-	-	-	-	-	-	-	4	-	-
International Go Federation	3	0	0	1	0	0	-	-	-	-	-	-	4	-	-
	492	-	47	121	5	3	-	-	-	-	-	-	613	0.8%	8.2%

2013 Anti-Doping Testing Figures
Samples Analyzed and Reported by Accredited Laboratories in ADAMS

Table 5: Total Samples by TA Category - National Anti-Doping Organizations (NADOs)

NADOs	Urine						Blood						Total		
	Samples	IC ATF	AAF	Samples	OOC ATF	AAF	Samples	IC ATF	AAF	Samples	OOC ATF	AAF	Samples	% ATF	% AAF
Russian National Anti-Doping Organization	6949	106	157	7463	200	42	136	0	0	34	0	0	14582	2.1%	1.4%
Chinese Anti-Doping Agency	4817	8	15	8311	5	18	55	0	0	181	0	0	13364	0.1%	0.2%
German National Anti-Doping Agency	914	0	8	6564	1	4	-	-	-	231	0	0	7709	0.0%	0.2%
United States Anti-Doping Agency	2519	22	47	4177	50	17	21	0	0	427	0	0	7144	1.0%	0.9%
Comitato Olimpico Nazionale Italiano	5264	70	27	1101	60	1	246	0	0	205	0	0	6816	1.9%	0.4%
Japan Anti-Doping Agency	3130	2	8	2853	0	3	6	0	0	39	0	0	6028	0.0%	0.2%
Australian Sports Anti-Doping Authority	2178	5	29	3183	7	5	11	0	0	148	0	0	5520	0.2%	0.6%
UK Anti-Doping	2349	14	17	1688	4	10	389	0	0	422	0	0	4848	0.4%	0.6%
National Anti Doping Agency -India	2579	1	88	1494	1	5	42	0	0	159	0	0	4274	0.0%	2.2%
Swedish Sports Confederation Anti-Doping Group	1354	31	47	2225	93	25	11	0	0	48	0	0	3638	3.4%	2.0%
Korean Anti-Doping Agency	1136	0	8	2277	13	11	-	-	-	-	-	-	3413	0.4%	0.6%
Poland Commission against Doping in Sports	1815	13	50	1347	16	4	4	0	0	15	0	0	3181	0.9%	1.7%
Finnish Anti-Doping Agency	1418	28	7	1430	54	5	-	-	-	27	0	0	2875	2.9%	0.4%
Autoridade Antidopagem de Portugal	1786	23	20	869	24	2	-	-	-	203	0	0	2858	1.6%	0.8%
Romanian National Anti-Doping Agency	1509	11	8	1136	9	5	30	0	0	106	0	0	2781	0.7%	0.5%
Canadian Centre for Ethics in Sport	1209	1	14	1297	2	8	31	0	0	177	0	0	2714	0.1%	0.8%
Kazakhstan National Anti-Doping Centre	363	1	7	2088	9	10	-	-	-	-	-	-	2451	0.4%	0.7%
Antidoping Switzerland	982	11	24	1313	27	2	6	0	0	111	0	0	2412	1.6%	1.1%
NADO Flanders	1537	40	44	774	20	26	-	-	-	-	-	-	2311	2.6%	3.0%
Anti Doping Authority the Netherlands	1206	22	21	869	12	2	-	-	-	11	0	0	2086	1.6%	1.1%
Anti-Doping Norway	1090	36	15	916	60	5	10	0	8	5	0	0	2021	4.8%	1.4%
Sports Authority of Thailand	831	0	10	1068	1	1	-	-	-	-	-	-	1899	0.1%	0.6%
South African Institute for Drug-Free Sport	1580	3	55	298	2	5	-	-	-	5	0	0	1883	0.3%	3.2%
Cuba National Anti-Doping Agency	181	2	0	1258	31	2	-	-	-	89	0	0	1528	2.2%	0.1%
Turkish NOC Anti-Doping Commission	1197	6	101	330	2	44	-	-	-	-	-	-	1527	0.5%	9.5%
Anti Doping Denmark	640	32	6	860	45	1	-	-	-	-	-	-	1500	5.1%	0.5%
Colombian NADO	1293	0	17	143	0	0	37	0	1	-	-	-	1473	-	1.2%
Czech Anti-Doping Committee	1079	1	16	299	0	1	-	-	-	38	0	0	1416	0.1%	1.2%
Hellenic National Council for Combatting Doping	1003	14	13	335	6	2	73	0	0	-	-	-	1411	1.4%	1.1%
National Anti-Doping Agency Austria GmbH	348	4	11	1047	14	4	2	0	0	6	0	0	1403	1.3%	1.1%
French Community of Belgium NADO	895	13	23	360	8	0	-	-	-	-	-	-	1255	1.7%	1.8%
Spain National Anti-Doping Agency*	982	9	21	77	2	0	21	0	1	-	-	-	1080	1.0%	2.0%
Magyar Antidopping Csoport - HUNADO	336	2	3	559	14	3	-	-	-	73	0	0	968	1.7%	0.6%
Venezuela NADO	718	11	18	192	4	1	-	-	-	52	0	0	962	1.6%	2.0%
Drug Free Sport New Zealand	317	0	6	524	0	0	-	-	-	14	0	0	855	-	0.7%
Irish Sports Council	271	3	3	427	2	1	-	-	-	149	0	0	847	0.6%	0.5%
Comision Nacional de Cultura Fisica y Deporte Mexico	506	10	41	182	11	32	-	-	-	13	0	0	701	3.0%	10.4%
Croatian Institute for Toxicology and Antidoping	318	5	6	263	5	0	-	-	-	-	-	-	581	1.7%	1.0%
Qatar National Antidoping Committee	318	1	2	231	0	2	-	-	-	-	-	-	549	0.2%	0.7%

2013 Anti-Doping Testing Figures
Samples Analyzed and Reported by Accredited Laboratories in ADAMS

Table 5: Total Samples by TA Category - National Anti-Doping Organizations (NADOs) - continued

NADOs	Urine						Blood						Total		
	Samples	IC ATF	AAF	Samples	OOB ATF	AAF	Samples	IC ATF	AAF	Samples	OOB ATF	AAF	Samples	% ATF	% AAF
Saudi Arabian Antidoping Committee	412	1	23	106	2	2	-	-	-	-	-	-	518	0.6%	4.8%
Anti-Doping Centre Bulgaria	329	2	8	167	1	2	-	-	-	-	-	-	496	0.6%	2.0%
Chinese Taipei Anti-Doping Agency	79	0	0	312	0	1	-	-	-	-	-	-	391	-	0.3%
Chile National Anti-Doping Commission	254	4	12	116	3	1	-	-	-	-	-	-	370	1.9%	3.5%
Anti-Doping Agency of Serbia	266	2	1	54	0	0	-	-	-	-	-	-	320	0.6%	0.3%
Hong Kong Anti-Doping Committee	38	0	3	256	0	1	-	-	-	19	0	0	313	-	1.3%
Jamaica Anti-Doping Commission	246	0	5	48	0	1	-	-	-	-	-	-	294	-	2.0%
Cyprus Anti-Doping Authority	264	2	3	23	0	0	-	-	-	-	-	-	287	0.7%	1.0%
Anti-Doping Singapore	42	0	1	209	0	0	5	0	0	-	-	-	256	-	0.4%
United Arab Emirates National Anti-doping Committee	238	0	4	11	0	0	-	-	-	-	-	-	249	-	1.6%
Slovenian Antidoping Organization	132	3	0	96	3	0	-	-	-	-	-	-	228	2.6%	-
Luxembourg NADO	184	3	2	27	0	0	-	-	-	13	0	0	224	1.3%	0.9%
Belarus National Anti-Doping Agency	60	0	6	159	5	12	-	-	-	-	-	-	219	2.3%	8.2%
Organisation Deportiva Bolivariana	217	0	5	2	0	0	-	-	-	-	-	-	219	-	2.3%
Agency for Anti-Doping Control of Bosnia and Herzegovina	143	0	0	70	0	0	-	-	-	-	-	-	213	-	-
Slovak Anti-Doping Agency	91	1	0	104	2	1	-	-	-	-	-	-	195	1.5%	0.5%
Anti-Doping Agency of Malaysia	95	0	4	98	0	1	-	-	-	-	-	-	193	-	2.6%
Egypt National Anti-doping Organization	55	0	1	138	0	8	-	-	-	-	-	-	193	-	4.7%
Anti-Doping Uruguay	175	2	5	9	0	0	-	-	-	-	-	-	184	1.1%	2.7%
Guatemala NADO	176	2	6	-	-	-	-	-	-	-	-	-	176	1.1%	3.4%
Kuwait Anti-Doping Committee	142	0	14	19	0	3	-	-	-	-	-	-	161	-	10.6%
Anti-Doping department of State Sports Medicine Centre	42	0	3	118	0	1	-	-	-	-	-	-	160	-	2.5%
Indonesian Anti-Doping Agency	140	0	2	10	0	0	-	-	-	-	-	-	150	-	1.3%
Georgian Anti-Doping Agency	84	0	0	57	0	2	-	-	-	-	-	-	141	-	1.4%
Anti-Doping Commission of Malta	114	2	3	15	0	0	-	-	-	-	-	-	129	1.6%	2.3%
Estonian Anti-Doping Agency	33	1	2	95	3	0	-	-	-	-	-	-	128	3.1%	1.6%
Costa Rica NADO	47	1	2	79	0	5	-	-	-	-	-	-	126	0.8%	5.6%
Myanmar National Anti-Doping Organization	-	-	-	121	0	1	-	-	-	-	-	-	121	-	0.8%
Jordan Anti-doping Organization	29	1	3	90	9	0	-	-	-	-	-	-	119	8.4%	2.5%
Iran National Anti-Doping Organization	91	0	7	13	0	1	-	-	-	-	-	-	104	-	7.7%
Comite Nacional Antidopaje Mexico	45	0	0	56	0	0	-	-	-	-	-	-	101	-	-
New Caledonia NADO	90	1	3	11	0	0	-	-	-	-	-	-	101	1.0%	3.0%
National Olympic and Sports Association of Iceland	53	0	5	44	1	1	-	-	-	-	-	-	97	1.0%	6.2%
Israeli NADO	40	2	1	55	2	0	-	-	-	-	-	-	95	4.2%	1.1%
Bahrain Anti-Doping Committee	63	1	4	10	0	0	-	-	-	-	-	-	73	1.4%	5.5%
Bahamas Anti-Doping Commission	70	0	2	-	-	-	-	-	-	-	-	-	70	-	2.9%
NADO Algérienne	48	0	2	17	0	0	-	-	-	-	-	-	65	-	3.1%
Ecuador NADO	62	0	1	3	0	0	-	-	-	-	-	-	65	-	1.5%
Lithuanian Anti-Doping Agency	9	0	1	47	0	0	-	-	-	5	0	0	61	-	1.6%
Sri Lanka Anti Doping Agency	57	0	3	-	-	-	-	-	-	-	-	-	57	-	5.3%

2013 Anti-Doping Testing Figures
Samples Analyzed and Reported by Accredited Laboratories in ADAMS

Table 5: Total Samples by TA Category - National Anti-Doping Organizations (NADOs) - continued

NADOs	Urine						Blood						Total		
	Samples	IC ATF	AAF	Samples	OOB ATF	AAF	Samples	IC ATF	AAF	Samples	OOB ATF	AAF	Samples	% ATF	% AAF
Mongolia National Anti-Doping Organization	50	0	0	-	-	-	-	-	-	-	-	-	50	-	-
Comité Monegasque Antidopage	27	2	0	18	0	0	-	-	-	-	-	-	45	4.4%	-
Bermuda Sport Anti Doping Authority	36	0	0	8	0	0	-	-	-	-	-	-	44	-	-
Brunei Darussalam Anti-Doping Committee	8	0	0	29	0	0	-	-	-	-	-	-	37	-	-
Andorra National Anti-Doping Commission	12	0	0	20	0	0	-	-	-	-	-	-	32	-	-
Brazil Anti-Doping Agency	27	0	0	-	-	-	-	-	-	-	-	-	27	-	-
Service de la Jeunesse et sport de la Polynésie Française	26	-	-	-	-	-	-	-	-	-	-	-	26	-	-
Comision Nacional Antidopaje Peru	24	0	1	-	-	-	-	-	-	-	-	-	24	-	4.2%
Instituto do Desporto do Governo de Macau	17	0	3	5	0	0	-	-	-	-	-	-	22	-	13.6%
Anti-doping Organization of Pakistan	21	0	2	-	-	-	-	-	-	-	-	-	21	-	9.5%
Puerto Rico Anti-Doping Organization	15	0	1	-	-	-	-	-	-	-	-	-	15	-	6.7%
Comitato Permanente Antidoping	-	-	-	15	0	0	-	-	-	-	-	-	15	-	-
Ministerium der Deutschsprachige Gemeinschaft Belgien	12	0	0	-	-	-	-	-	-	-	-	-	12	-	-
National Anti-Doping Commission of Barbados	12	0	0	-	-	-	-	-	-	-	-	-	12	-	-
Anti-doping Commission of Azerbaijan Republic	-	-	-	11	1	1	-	-	-	-	-	-	11	9.1%	9.1%
National Anti Doping Agency Belize	5	1	0	6	0	0	-	-	-	-	-	-	11	9.1%	-
Niger Organisation Nationale Antidopage	10	1	1	-	-	-	-	-	-	-	-	-	10	10.0%	10.0%
National Anti-doping Center of Ukraine	4	-	-	5	1	1	-	-	-	-	-	-	9	11.1%	11.1%
Albania Ministry of Tourism Culture Youth and Sports	6	0	0	1	0	0	-	-	-	-	-	-	7	-	-
l'Agence Nationale Antidopage Tunisie	7	0	5	-	-	-	-	-	-	-	-	-	7	-	71.4%
Nigeria National Anti-Doping Committee	6	0	0	1	0	0	-	-	-	-	-	-	7	-	-
Armenian National Antidoping Organization	-	-	-	6	0	0	-	-	-	-	-	-	6	-	-
Turkish Cyprus Anti-Doping Agency	6	0	0	-	-	-	-	-	-	-	-	-	6	-	-
Argentina National Anti-Doping Agency	5	0	0	-	-	-	-	-	-	-	-	-	5	-	-
Agence Française de Lutte contre le Dopage**	-	-	-	2	0	0	-	-	-	2	0	0	4	-	-
Lesotho Ministry of Sport and Recreation	4	0	0	-	-	-	-	-	-	-	-	-	4	-	-
Instituto Nacional de los Deportes - El Salvador	3	0	2	-	-	-	-	-	-	-	-	-	3	-	66.7%
Ministry of Youth and Sports Anti-doping Unit	-	-	-	3	0	0	-	-	-	-	-	-	3	-	-
Nicaragua Anti-doping Organization	3	0	1	-	-	-	-	-	-	-	-	-	3	-	33.3%
	64,018	596	1,176	64,823	847	355	1,136	-	10	3,027	-	-	133,004	1.1%	1.2%

* Samples recorded in ADAMS as various National Federations in Spain may have been conducted under the Spain National Anti-Doping Agency

** Samples recorded in ADAMS as various National Federations in France were conducted by the French NADO - Agence Française de Lutte contre le Dopage.

Table 6: Total Samples by TA Category - Other Sport Organizations

Other Sport Organization	Urine						Blood						Total		
	IC Samples	ATF	AAF	IC Samples	ATF	AAF	IC Samples	ATF	AAF	IC Samples	ATF	AAF	Samples	% ATF	% AAF
Italian Ministry of Health Department	1432	21	46	12	0	0	-	-	-	-	-	-	1444	1.5%	3.2%
World Triathlon Corporation	258	9	3	169	0	1	-	-	-	40	0	0	467	1.9%	0.9%
World Anti-Doping Agency	-	-	-	268	2	0	-	-	-	195	0	0	463	0.4%	-
International Committee of Mediterranean Games	311	0	2	-	-	-	3	0	0	-	-	-	314	-	0.6%
Rugby League International Federation	60	0	0	70	0	0	-	-	-	36	0	0	166	-	-
Irish Turf Club	165	0	4	-	-	-	-	-	-	-	-	-	165	-	2.4%
World Drug Free Powerlifting Federation	109	2	6	10	1	0	-	-	-	-	-	-	119	2.5%	5.0%
International Union of Kettlebell Lifting	103	1	5	-	-	-	-	-	-	-	-	-	103	1.0%	4.9%
Union Française des Œuvres Laïques d'Education Physique	92	0	4	-	-	-	4	0	0	-	-	-	96	-	4.2%
International Committee of Sports for the Deaf	44	0	0	24	0	0	-	-	-	-	-	-	68	-	-
World Series Boxing	61	1	2	-	-	-	-	-	-	-	-	-	61	1.6%	3.3%
International Wheelchair & Amputee Sports Federation	52	0	0	-	-	-	-	-	-	-	-	-	52	-	-
Federation Sportive et Gymnique du Travail	49	0	2	-	-	-	-	-	-	-	-	-	49	-	4.1%
Association Internationale pour le Développement de l'Apnée	42	0	0	-	-	-	-	-	-	-	-	-	42	-	-
JKA (Keirin) Foundation	40	0	1	-	-	-	-	-	-	-	-	-	40	-	2.5%
Fédération des Clubs Sportif et Artistiques de la défense	34	0	0	-	-	-	-	-	-	-	-	-	34	-	-
Pakistan Cricket Board	34	0	0	-	-	-	-	-	-	-	-	-	34	-	-
International Wheelchair Basketball Federation	28	0	0	-	-	-	-	-	-	-	-	-	28	-	-
Kyokushin World Union	28	0	2	-	-	-	-	-	-	-	-	-	28	-	7.1%
World Masters Athletics	25	1	1	-	-	-	-	-	-	-	-	-	25	4.0%	4.0%
International Sports Federation for Athletes with an Intellectual Disability	21	0	0	-	-	-	-	-	-	-	-	-	21	-	-
Union Sportive des Polices d'Europe	21	0	0	-	-	-	-	-	-	-	-	-	21	-	-
Comité Paralímpico Argentino	20	1	0	-	-	-	-	-	-	-	-	-	20	5.0%	-
Association of Surfing Professionals	18	0	0	-	-	-	-	-	-	-	-	-	18	-	-
International Fresh Water Sport Fishing Federation	12	0	0	6	0	0	-	-	-	-	-	-	18	-	-
World Karate Organization	18	3	0	-	-	-	-	-	-	-	-	-	18	16.7%	-
International Wheelchair Rugby Federation	17	0	1	-	-	-	-	-	-	-	-	-	17	-	5.9%
World Dance Council	14	0	0	-	-	-	-	-	-	-	-	-	14	-	-
International Crossbow Shooting Union	12	1	0	-	-	-	-	-	-	-	-	-	12	8.3%	-
Engadin Skimarathon	12	0	1	-	-	-	-	-	-	-	-	-	12	-	8.3%
World Boxing Association	12	0	0	-	-	-	-	-	-	-	-	-	12	-	-
International Sports Federation of Fire fighters & Rescuers	11	0	0	-	-	-	-	-	-	-	-	-	11	-	-
World Bodybuilding & Physique sports Federation	11	0	11	-	-	-	-	-	-	-	-	-	11	-	100.0%
International Natural Bodybuilding Association	10	0	1	-	-	-	-	-	-	-	-	-	10	-	10.0%
Manitoba Combative Sports Commission	10	0	0	-	-	-	-	-	-	-	-	-	10	-	-
International Taekwon-Do Federation	10	0	0	-	-	-	-	-	-	-	-	-	10	-	-
Union International de Body-Building Naturel	10	0	1	-	-	-	-	-	-	-	-	-	10	-	10.0%
World Boxing Council	9	0	1	-	-	-	-	-	-	-	-	-	9	-	11.1%
Confédération Sportive Internationale Travailleuse et Amateur	8	0	0	-	-	-	-	-	-	-	-	-	8	-	-
Fédération Internationale de Boules	8	0	0	-	-	-	-	-	-	-	-	-	8	-	-
International Boxing Federation	8	0	0	-	-	-	-	-	-	-	-	-	8	-	-
World Ninepin Bowling Association e.V.	8	0	0	-	-	-	-	-	-	-	-	-	8	-	-

2013 Anti-Doping Testing Figures
Samples Analyzed and Reported by Accredited Laboratories in ADAMS

Table 6: Total Samples by TA Category - Other Sport Organizations - continued

Other Sport Organization	Urine						Blood						Total		
	Samples	IC ATF	AAF	Samples	OOO ATF	AAF	Samples	IC ATF	AAF	Samples	OOO ATF	AAF	Samples	% ATF	% AAF
International Association of Ultrarunners	6	0	0	-	-	-	-	-	-	-	-	-	6	-	-
International Billiards & Snooker Federation	6	1	1	-	-	-	-	-	-	-	-	-	6	16.7%	16.7%
Namibia Professional Boxing and Wrestling Control Board	6	0	0	-	-	-	-	-	-	-	-	-	6	-	-
World Mountain Running Association	6	0	0	-	-	-	-	-	-	-	-	-	6	-	-
World Rock'n'Roll Confederation	6	0	0	-	-	-	-	-	-	-	-	-	6	-	-
Boccia International Sports Federation	5	0	0	-	-	-	-	-	-	-	-	-	5	-	-
World Karate and Kickboxing Association	5	0	0	-	-	-	-	-	-	-	-	-	5	-	-
Fédération Internationale Catholique d'Education Physique et Sportive	4	0	0	-	-	-	-	-	-	-	-	-	4	-	-
Fédération Internationale de Pétanque et jeu Provençal	4	0	0	-	-	-	-	-	-	-	-	-	4	-	-
Fédération Internationale de la Peche Sportive en Mer	4	0	1	-	-	-	-	-	-	-	-	-	4	-	25.0%
International eSports Federation	4	0	0	-	-	-	-	-	-	-	-	-	4	-	-
International Ringette Federation	4	0	0	-	-	-	-	-	-	-	-	-	4	-	-
Union Mondiale de Billard	4	0	0	-	-	-	-	-	-	-	-	-	4	-	-
World Boxing Federation	4	0	0	-	-	-	-	-	-	-	-	-	4	-	-
International Blind Sport Association	-	-	-	3	0	0	-	-	-	-	-	-	3	-	-
Cerebral Palsy International Sports & Recreation Association	2	0	0	-	-	-	-	-	-	-	-	-	2	-	-
National Sports Council of Education	-	-	-	2	0	0	-	-	-	-	-	-	2	-	-
World Pool-Billiard Association	2	1	0	-	-	-	-	-	-	-	-	-	2	50.0%	-
Total	3,319	42	96	564	3	1	7	-	-	271	-	-	4,161	1.1%	2.3%

Table 7: Total Samples by TA Category - National Olympic Committees (NOCs)

NOCs	Urine						Blood						Total		
	Samples	IC ATF	AAF	Samples	OOO ATF	AAF	Samples	IC ATF	AAF	Samples	OOO ATF	AAF	Samples	% ATF	% AAF
Laos Anti Doping Commission	50	0	1	-	-	-	-	-	-	-	-	-	50	-	2.0%
Botswana Olympic Committee	31	0	1	1	0	0	-	-	-	-	-	-	32	-	3.1%
Libyan Olympic Committee	-	-	-	27	0	2	-	-	-	-	-	-	27	-	7.4%
Mongolian National Olympic Committee	21	0	0	1	0	0	-	-	-	-	-	-	22	-	-
Olympic Committee – Puerto Rico	18	0	5	-	-	-	-	-	-	-	-	-	18	-	27.8%
Namibia National Olympic Committee	12	0	0	-	-	-	-	-	-	-	-	-	12	-	-
Suriname National Olympic Committee	11	0	0	-	-	-	-	-	-	-	-	-	11	-	-
Guatemala CNO	8	0	0	-	-	-	-	-	-	-	-	-	8	-	-
Zimbabwe Olympic Committee	6	0	0	-	-	-	-	-	-	-	-	-	6	-	-
Bhutan Olympic Committee	2	0	0	-	-	-	-	-	-	-	-	-	2	-	-
Montenegrin Olympic Committee	2	0	0	-	-	-	-	-	-	-	-	-	2	-	-
Total	161	-	7	29	-	2	-	-	-	-	-	-	190	-	4.7%

2013 Anti-Doping Testing Figures
Samples Analyzed and Reported by Accredited Laboratories in ADAMS

Table 8: Total Samples by TA Category - Regional Sport Organizations

Regional Sport Organization	Urine						Blood						Total		
	Samples	IC ATF	AAF	Samples	OOO ATF	AAF	Samples	IC ATF	AAF	Samples	OOO ATF	AAF	Samples	% ATF	% AAF
Union of European Football Associations	1373	15	3	473	8	0	36	0	0	50	0	0	1932	1.2%	0.2%
European Athletics Association	561	6	4	-	-	-	-	-	-	-	-	-	561	1.1%	0.7%
South American Football Confederation	382	1	1	-	-	-	-	-	-	-	-	-	382	0.3%	0.3%
European Judo Union	323	1	4	-	-	-	-	-	-	-	-	-	323	0.3%	1.2%
East Asian Games Association	317	0	0	-	-	-	-	-	-	-	-	-	317	-	-
Confederation Africaine de Football	265	0	1	-	-	-	-	-	-	-	-	-	265	-	0.4%
Organización Deportiva Centroamericana y Caribeña	256	0	2	4	0	0	-	-	-	-	-	-	260	-	0.8%
Asian Football Confederation	201	1	1	44	0	0	-	-	-	-	-	-	245	0.4%	0.4%
Ligue Europeenne de Natation	141	2	9	-	-	-	-	-	-	-	-	-	141	1.4%	6.4%
European Volleyball Confederation (CEV)	129	1	0	-	-	-	-	-	-	-	-	-	129	0.8%	-
Six Nations Rugby Limited	111	1	1	-	-	-	-	-	-	-	-	-	111	0.9%	0.9%
Comité International des Jeux de la Francophonie	88	0	0	-	-	-	8	0	0	-	-	-	96	-	-
European Rugby Cup	90	1	2	-	-	-	-	-	-	-	-	-	90	1.1%	2.2%
European Handball Federation	89	1	0	-	-	-	-	-	-	-	-	-	89	1.1%	-
South American Sports Organization	87	0	0	-	-	-	1	0	0	-	-	-	88	-	-
European Armwrestling Federation	82	3	21	-	-	-	-	-	-	-	-	-	82	3.7%	25.6%
European Boxing Confederation	74	2	1	-	-	-	-	-	-	-	-	-	74	2.7%	1.4%
Confederation of African Athletics	52	0	1	-	-	-	-	-	-	-	-	-	52	-	1.9%
European Masters Weightlifting Committee	45	0	3	-	-	-	-	-	-	-	-	-	45	-	6.7%
West Indies Cricket Board	40	0	0	-	-	-	-	-	-	-	-	-	40	-	-
Asian Athletics Association	39	0	0	-	-	-	-	-	-	-	-	-	39	-	-
Asian Volleyball Confederation	39	0	0	-	-	-	-	-	-	-	-	-	39	-	-
European Boxing Union	37	2	1	-	-	-	-	-	-	-	-	-	37	5.4%	2.7%
European Triathlon Union	32	0	0	-	-	-	-	-	-	-	-	-	32	-	-
Central American and Caribbean Association Football	31	0	0	-	-	-	-	-	-	-	-	-	31	-	-
European Canoe Association (ECA)	31	0	1	-	-	-	-	-	-	-	-	-	31	-	3.2%
Confederation Africaine de Volleyball	26	0	0	-	-	-	-	-	-	-	-	-	26	-	-
European Taekwondo Union	25	0	0	-	-	-	-	-	-	-	-	-	25	-	-
South American Sports Drug Agency	24	1	2	-	-	-	-	-	-	-	-	-	24	4.2%	8.3%
Archery Europe/Mediterranee	22	0	0	-	-	-	-	-	-	-	-	-	22	-	-
Arab Cycling Federation	21	0	0	-	-	-	-	-	-	-	-	-	21	-	-
Fédération Internationale de Basketball Zone Afrique	20	0	0	-	-	-	-	-	-	-	-	-	20	-	-
European Powerlifting Federation	19	0	1	-	-	-	-	-	-	-	-	-	19	-	5.3%
Federacion Sudamericana De Potencia	18	0	1	-	-	-	-	-	-	-	-	-	18	-	5.6%
European Shooting Confederation	14	1	0	-	-	-	-	-	-	-	-	-	14	7.1%	-
Union europeenne de gymnastique	14	0	0	-	-	-	-	-	-	-	-	-	14	-	-
European Federation of American Football	12	0	0	-	-	-	-	-	-	-	-	-	12	-	-
Asian Powerlifting Federation	11	0	0	-	-	-	-	-	-	-	-	-	11	-	-
South American Volleyball Confederation	11	0	0	-	-	-	-	-	-	-	-	-	11	-	-
North American Powerlifting Association	10	0	0	-	-	-	-	-	-	-	-	-	10	-	-
Asian Archery Federation	9	0	1	-	-	-	-	-	-	-	-	-	9	-	11.1%
Asia Swimming Federation	8	0	0	-	-	-	-	-	-	-	-	-	8	-	-

2013 Anti-Doping Testing Figures
Samples Analyzed and Reported by Accredited Laboratories in ADAMS

Table 8: Total Samples by TA Category - Regional Sport Organizations - continued

Regional Sport Organization	Urine						Blood						Total		
	IC Samples	ATF	AAF	IC Samples	ATF	AAF	IC Samples	ATF	AAF	IC Samples	ATF	AAF	Samples	% ATF	% AAF
Asian Hockey Federation	8	0	0	-	-	-	-	-	-	-	-	-	8	-	-
European Karate Federation	8	0	0	-	-	-	-	-	-	-	-	-	8	-	-
Asian Karatedo Federation	6	0	1	-	-	-	-	-	-	-	-	-	6	-	16.7%
North Central America and Caribbean Volleyball Confederation	5	0	0	-	-	-	-	-	-	-	-	-	5	-	-
European Veterans Athletics Association	4	0	0	-	-	-	-	-	-	-	-	-	4	-	-
Badminton Asia Confederation	2	0	0	-	-	-	-	-	-	-	-	-	2	-	-
European Billiards & Snooker Association	2	0	0	-	-	-	-	-	-	-	-	-	2	-	-
	5,214	39	62	521	8	-	45	-	-	50	-	-	5,830	0.8%	1.1%

Table 9: Total Samples by TA Category - Regional Anti-Doping Organizations (RADOs)

RADOs	Urine						Blood						Total		
	IC Samples	ATF	AAF	IC Samples	ATF	AAF	IC Samples	ATF	AAF	IC Samples	ATF	AAF	Samples	% ATF	% AAF
Africa Regional Anti-Doping Organization Zone V	65	0	0	83	0	0	-	-	-	-	-	-	148	-	-
Oceania Regional Anti-Doping Organization	85	2	0	53	0	0	-	-	-	-	-	-	138	1.4%	-
Caribbean Regional Anti-Doping Organization	21	0	1	84	0	0	-	-	-	-	-	-	105	-	1.0%
Central Asia RADO	-	-	-	57	2	2	-	-	-	-	-	-	57	3.5%	3.5%
Africa Zone II & III	56	7	2	-	-	-	-	-	-	-	-	-	56	12.5%	3.6%
Africa Zone VI	-	-	-	50	0	0	-	-	-	-	-	-	50	-	-
Gulf States and Yemen RADO	50	0	2	-	-	-	-	-	-	-	-	-	50	-	4.0%
Africa Zone IV	34	0	1	1	0	0	-	-	-	-	-	-	35	-	2.9%
Eastern Europe RADO	-	-	-	35	0	1	-	-	-	-	-	-	35	-	2.9%
South East Asia RADO	-	-	-	31	0	1	-	-	-	-	-	-	31	-	3.2%
West Asia RADO	-	-	-	25	0	0	-	-	-	-	-	-	25	-	-
Africa Zone I	-	-	-	11	0	0	-	-	-	-	-	-	11	-	-
	311	9	6	430	2	4	-	-	-	-	-	-	741	1.5%	1.3%

2013 Anti-Doping Testing Figures
Samples Analyzed and Reported by Accredited Laboratories in ADAMS

Table 10: Total Samples by TA Category - Multi-Sports Organizations and Events

	Urine						Blood						Total					
	IC	ATF		AAF		OOC		IC	ATF		AAF		OOC	AAF		Samples	% ATF	% AAF
Multi-Sport Organizations and Events	Samples	IC	ATF	AAF	Samples	OOC	AAF	Samples	IC	ATF	AAF	Samples	OOC	AAF	AAF	Samples	% ATF	% AAF
International University Sport Federation	1032	14	12	-	-	-	-	33	0	0	-	-	-	-	-	1065	1.3%	1.1%
International Paralympic Committee	502	1	13	114	1	1	-	8	0	0	14	0	0	-	638	0.3%	2.2%	
South East Asian Games Federation	533	2	3	-	-	-	-	-	-	-	-	-	-	-	533	0.4%	0.6%	
Olympic Council of Asia	472	0	7	-	-	-	-	-	-	-	-	-	-	-	472	-	1.5%	
International World Games Association	346	0	0	-	-	-	-	20	0	0	-	-	-	-	366	-	-	
SportAccord Event Organiser	187	2	5	-	-	-	-	-	-	-	-	-	-	-	187	1.1%	2.7%	
Conseil International des Sports Militaires	113	0	3	-	-	-	-	-	-	-	-	-	-	-	113	-	2.7%	
2013 WMG Organizing Committee	23	0	2	-	-	-	-	-	-	-	-	-	-	-	23	-	8.7%	
	3,208	19	45	114	1	1	61	-	-	14	-	-	-	-	3,397	0.6%	1.4%	
International Olympic Committee*	280	-	5	-	-	-	-	112	-	-	-	-	-	-	392	-	1.3%	

* samples from previous Olympic Games which underwent further analysis - not reported into ADAMS and not included in the totals in this report

Table 11: Total Samples by TA Category - National Federations (NFs)

	Urine						Blood						Total					
	IC	ATF		AAF		OOC		IC	ATF		AAF		OOC	AAF		Samples	% ATF	% AAF
National Federations (NF)	Samples	IC	ATF	AAF	Samples	OOC	AAF	Samples	IC	ATF	AAF	Samples	OOC	AAF	AAF	Samples	% ATF	% AAF
National Federations - France*	5477	18	128	1615	0	11	-	308	0	1	199	0	0	-	7,599	0.2%	1.8%	
National Federations - Other**	3607	25	53	609	1	15	-	8	0	0	-	-	-	-	4,224	0.6%	1.6%	
National Federations - Brazil	4103	10	40	2	0	0	-	-	-	-	-	-	-	-	4,105	0.2%	1.0%	
National Federations - Germany	3944	2	36	130	3	1	-	-	-	-	5	0	0	-	4,079	0.1%	0.9%	
National Federations - Spain***	2017	3	32	1053	0	2	-	7	0	0	11	0	0	-	3,088	0.1%	1.1%	
National Federations - Korea	751	0	1	36	0	0	-	-	-	-	-	-	-	-	787	-	0.1%	
National Federations - Mexico	384	6	22	135	5	4	-	-	-	-	-	-	-	-	519	2.1%	5.0%	
National Federations - Italy	156	2	5	4	0	1	-	-	-	-	-	-	-	-	160	1.3%	3.8%	
National Federations - Belgium	141	3	0	4	1	0	-	-	-	-	-	-	-	-	145	2.8%	-	
	20,580	69	317	3,588	10	34	323	-	1	215	-	-	-	-	24,706	0.3%	1.4%	

* The samples recorded in ADAMS under various National Federations in France were conducted by the French NADO - Agence Française de Lutte contre le Dopage.

** Includes national federations located in Algeria, Angola, Argentina, Australia, Bulgaria, Canada, Catalonia, Costa Rica, Cyprus, Denmark, Dominican Republic, Estonia, Egypt, Faroe Islands, Finland, Guatemala, Hong Kong, India, Iran, Israel, Japan, Kazakhstan, Kenya, Lebanon, Lithuania, Macedonia, Malaysia, Malta, Mauritius, Nigeria, Pakistan, Philippines, Portugal, Qatar, Russia, Sri Lanka, Switzerland, Trinidad and Tobago, Thailand, Turkey, UK, Ukraine, Uruguay, USA and Vietnam.

*** Samples recorded in ADAMS as various National Federations in Spain may have been conducted under the Spain National Anti-Doping Agency

Table 12: GC/C/IRMS Tests Conducted per Testing Authority

Testing Authority	IC		Urine		Total Samples	Total AAFs	% AAF
	Samples	AAF	OOC Samples	AAF			
United States Anti-Doping Agency	212	7	393	8	605	15	2.5%
Chinese Anti-Doping Agency	210	1	392	0	602	1	0.2%
Antidoping Switzerland	116	3	276	0	392	3	0.8%
Russian National Anti-Doping Organization	134	9	240	4	374	13	3.5%
International Cycling Union	274	6	69	0	343	6	1.7%
World Anti-Doping Agency	0	0	261	0	261	0	0%
UK Anti-Doping	144	1	101	0	245	1	0.4%
International Association of Athletics Federations	167	3	66	5	233	8	3.4%
Canadian Centre for Ethics in Sport	87	0	83	1	170	1	0.6%
Japan Anti-Doping Agency	80	0	75	0	155	0	0%
Swedish Sports Confederation Anti-Doping Group	31	1	100	5	131	6	4.6%
Comitato Olimpico Nazionale Italiano	70	1	55	0	125	1	0.8%
International Tennis Federation	94	0	7	0	101	0	0%
International Weightlifting Federation	83	7	7	1	90	8	8.9%
Anti-Doping Norway	29	0	58	1	87	1	1.1%
Finnish Anti-Doping Agency	29	0	53	0	82	0	0%
Federation Francaise de Rugby	11	0	68	0	79	0	0%
German National Anti-Doping Agency	10	1	64	0	74	1	1.4%
Anti Doping Authority the Netherlands	39	0	31	1	70	1	1.4%
National Anti-Doping Agency Austria GmbH	14	0	51	2	65	2	3.1%
Poland Commission against Doping in Sports	35	1	27	0	62	1	1.6%
Fédération française de cyclisme	58	1	2	0	60	1	1.7%
Australian Sports Anti-Doping Authority	16	0	43	2	59	2	3.4%
Anti Doping Denmark	22	1	33	0	55	1	1.8%
Fédération Française de Athlétisme	49	1	4	0	53	1	1.9%
NADO Flanders	28	1	18	4	46	5	10.9%
Union of European Football Associations	18	0	21	0	39	0	0%
Colombian NADO	34	1	4	0	38	1	2.6%
Drug Free Sport New Zealand	12	0	26	0	38	0	0%
French Community of Belgium NADO	25	0	12	0	37	0	0%
South African Institute for Drug-Free Sport	30	5	6	3	36	8	22.2%
Fédération française de football	22	1	11	0	33	1	3.0%
Jamaica Anti-Doping Commission	26	0	5	0	31	0	0%
Deutscher Fussball Bund	29	0	-	-	29	0	0%
Czech Anti-Doping Committee	22	0	6	0	28	0	0%
Federation Francaise d'Halterophilie Musculation Force Athletique et Culturisme	18	3	10	0	28	3	10.7%
International Rugby Board	6	0	22	0	28	0	0%
Bahamas Anti-Doping Commission	27	1	-	-	27	1	3.7%
Brazilian Football Confederation	27	0	-	-	27	0	0%
Italian Ministry of Health Department	26	7	-	-	26	7	26.9%
Spain National Anti-Doping Agency	19	0	2	0	21	0	0%
Fédération Internationale de Natation	5	0	16	0	21	0	0%
Romanian National Anti-Doping Agency	12	1	8	0	20	1	5.0%
Rugby League International Federation	12	0	8	0	20	0	0%
Fédération française de triathlon	18	0	1	0	19	0	0%
International Triathlon Union	17	1	2	0	19	1	5.3%
Fédération Internationale de Football Association	13	0	4	0	17	0	0%

Table 12: GC/C/IRMS Tests Conducted per Testing Authority - continued

Testing Authority	IC		Urine OOC		Total Samples	Total AAFs	% AAF
	Samples	AAF	Samples	AAF			
Turkish NOC Anti-Doping Commission	13	1	4	1	17	2	11.8%
International Ski Federation	10	0	5	0	15	0	0%
Turkish Football Federation	14	0	1	0	15	0	0%
International University Sport Federation	14	1	-	-	14	1	7.1%
Fédération française de basket-ball	6	0	8	0	14	0	0%
World Triathlon Corporation	12	0	2	1	14	1	7.1%
Fédération française de handball	2	0	11	0	13	0	0%
International Ice Hockey Federation	6	0	7	0	13	0	0%
International Skating Union	11	0	2	0	13	0	0%
Confederação Brasileira de Atletismo	12	1	-	-	12	1	8.3%
Caribbean Regional Anti-Doping Organization	1	0	11	0	12	0	0%
Fédération française de volley-ball	5	0	7	0	12	0	0%
Magyar Antidopping Csoport - HUNADO	1	0	11	0	12	0	0%
Olympic Council of Asia	12	0	-	-	12	0	0%
Badminton World Federation	2	0	9	-	11	0	0%
Spanish Football Federation	10	0	1	0	11	0	0%
International Baseball Federation	11	0	-	-	11	0	0%
National Anti Doping Agency -India	10	7	1	1	11	8	72.7%
International Powerlifting Federation	6	2	5	1	11	3	27.3%
East Asian Games Association	10	0	-	-	10	0	0%
Hellenic National Council for Combatting Doping	8	0	2	0	10	0	0%
Fédération Internationale d'Escrime	8	0	2	0	10	0	0%
International Biathlon Union	7	0	3	0	10	0	0%
Kazakhstan National Anti-Doping Centre	1	1	9	2	10	3	30.0%
Spanish Cycling Federation	6	0	3	0	9	0	0%
Fench Swimming Federation	9	0	-	-	9	0	0%
Bund Deutscher Radfahrer	9	0	-	-	9	0	0%
Federacion Nacional de Futbol de Guatemala	9	1	-	-	9	1	11.1%
International Judo Federation	8	0	1	0	9	0	0%
International Basketball Federation	7	0	1	0	8	0	0%
Federation Française de Course Camarguaise	8	0	-	-	8	0	0%
Guatemala NADO	8	0	-	-	8	0	0%
Croatian Institute for Toxicology and Antidoping	4	0	3	0	7	0	0%
Spanish Basketball Federation	4	0	3	0	7	0	0%
International Federation of Associated Wrestling Styles	5	3	2	0	7	3	42.9%
Federation Française de boxe Française	6	0	1	0	7	0	0%
Deutscher Basketball Bund	7	1	-	-	7	1	14.3%
International Canoe Federation	4	0	3	0	7	0	0%
International Paralympic Committee	6	0	1	0	7	0	0%
International World Games Association	7	0	-	-	7	0	0%
Jordan Anti-doping Organization	1	1	6	0	7	1	14.3%
Korean Anti-Doping Agency	3	0	4	0	7	0	0%
Anti-Doping Uruguay	7	0	-	-	7	0	0%
World Darts Federation	7	0	-	-	7	0	0%
World Taekwondo Federation	4	0	3	0	7	0	0%
Asian Football Confederation	2	0	4	0	6	0	0%
Africa Zone IV	5	0	1	0	6	0	0%

Table 12: GC/C/IRMS Tests Conducted per Testing Authority - continued

Testing Authority	IC		Urine OOC		Total Samples	Total AAFs	% AAF
	Samples	AAF	Samples	AAF			
International Rowing Federation	5	0	1	0	6	0	0%
French Rowing Federation	3	0	3	0	6	0	0%
Fédération française de la montagne et de l'escalade	6	0	-	-	6	0	0%
Fédération française de ski	5	0	1	0	6	0	0%
Bundesverband Deutscher Kraftdreikämpfer	6	4	-	-	6	4	66.7%
l'Agence Nationale Antidopage Tunisie	5	4	-	-	5	4	80.0%
Anti-Doping Centre Bulgaria	2	0	3	1	5	1	20.0%
European Athletics Association	5	1	-	-	5	1	20.0%
Egypt National Anti-doping Organization	0	0	5	2	5	2	40.0%
International Volleyball Federation	3	0	2	0	5	0	0%
Fédération française de judo jujitsu kendo et disciplines associées	3	0	2	0	5	0	0%
Hong Kong Anti-Doping Committee	3	0	2	0	5	0	0%
International Cricket Council	1	0	4	0	5	0	0%
Irish Sports Council	4	0	1	0	5	0	0%
Olympic Committee – Puerto Rico	5	0	-	-	5	0	0%
Qatar National Antidoping Committee	2	0	3	0	5	0	0%
World Curling Federation	2	0	3	0	5	0	0%
Nigerian Weightlifting Federation	-	-	5	5	5	5	100.0%
Africa Zone II & III	4	0	-	-	4	0	0%
Belarus National Anti-Doping Agency	-	-	4	0	4	0	0%
Brazilian Aquatics Confederation	4	0	-	-	4	0	0%
Estonian Anti-Doping Agency	1	0	3	0	4	0	0%
Eesti Jalgpalli Liit	4	0	-	-	4	0	0%
Spanish Athletics Federation	2	0	2	0	4	0	0%
European Boxing Confederation	4	0	-	-	4	0	0%
Fédération française de tir à l'arc	4	0	-	-	4	0	0%
French Canoe Kayak Federation	3	0	1	0	4	0	0%
Fédération Française de Motocyclisme	4	0	-	-	4	0	0%
Fédération française de gymnastique	1	0	3	0	4	0	0%
Fédération française de hockey sur glace	3	0	1	0	4	0	0%
Fédération française de tennis	3	0	1	0	4	0	0%
Deutscher Leichtathletik-Verband	4	0	-	-	4	0	0%
Deutscher Kanu-Verband	4	0	-	-	4	0	0%
Deutsche Triathlon Union	4	1	-	-	4	1	25.0%
International Committee of Mediterranean Games	4	1	-	-	4	1	25.0%
Irish Turf Club	4	0	-	-	4	0	0%
Lithuanian Anti-Doping Agency	1	0	3	0	4	0	0%
Turkish Basketball Federation	4	0	-	-	4	0	0%
Ukrainian Football Federation	3	0	1	0	4	0	0%
West Indies Cricket Board	4	0	-	-	4	0	0%
Africa Regional Anti-Doping Organization Zone V	-	-	3	0	3	0	0%
International Boxing Association	3	0	-	-	3	0	0%
European Rugby Cup	3	0	-	-	3	0	0%
Comisión de Control y Seguimiento de la Salud y el Dopaje	2	0	1	0	3	0	0%
Spain Golf Federation	2	0	1	0	3	0	0%
Spanish Triathlon Federation	3	0	-	-	3	0	0%
International Motorcycling Federation	3	1	-	-	3	1	33.3%

Table 12: GC/C/IRMS Tests Conducted per Testing Authority - continued

Testing Authority	IC		Urine		Total Samples	Total AAFs	% AAF
	Samples	AAF	OOB	AAF			
Federation Francaise de Taekwondo et Disciplines Associees	3	0	-	-	3	0	0%
Fédération française de Golf	3	0	-	-	3	0	0%
Federation Sportive et Gymnique du Travail	3	0	-	-	3	0	0%
Deutscher Behindertensportverband	3	0	-	-	3	0	0%
International Federation of Sports Climbing	3	0	-	-	3	0	0%
Israeli NADO	2	0	1	0	3	0	0%
Kuwait Anti-Doping Committee	2	2	1	1	3	3	100.0%
New Caledonia NADO	3	1	-	-	3	1	33.3%
SportAccord Event Organiser	3	1	-	-	3	1	33.3%
South American Sports Drug Agency	3	0	-	-	3	0	0%
Asociación de Clubes de Traineras	-	-	2	0	2	0	0%
Anti-Doping Agency of Serbia	2	0	-	-	2	0	0%
Autoridade Antidopagem de Portugal	1	0	1	0	2	0	0%
Luxembourg NADO	2	0	-	-	2	0	0%
Sprintcar Control Council of Australia	2	1	-	-	2	1	50.0%
Koninklijke Belgische Wielrijdersbond	2	0	-	-	2	0	0%
Brazilian Bowling Federation	2	0	-	-	2	0	0%
Brazilian Canoe Confederation	2	1	-	-	2	1	50.0%
Brazilian Cycling Confederation	2	0	-	-	2	0	0%
Bermuda Sport Anti Doping Authority	2	0	-	-	2	0	0%
Canadian Powerlifting Union	2	0	-	-	2	0	0%
Confederation Africaine de Football	2	0	-	-	2	0	0%
Comité International des Jeux de la Francophonie	2	0	-	-	2	0	0%
Conseil International des Sports Militaires	2	1	-	-	2	1	50.0%
Cyprus Anti-Doping Authority	2	0	-	-	2	0	0%
Ecuador NADO	2	0	-	-	2	0	0%
European Judo Union	2	0	-	-	2	0	0%
Spain Federation of Fencing	-	-	2	0	2	0	0%
Spanish Federation of Gymnastics	1	0	1	0	2	0	0%
Federacion Espanola de Karate	-	-	2	0	2	0	0%
Rowing Federation of Spain	-	-	2	0	2	0	0%
GV Gobierno Vasco	2	0	-	-	2	0	0%
Spanish Volleyball Federation	0	0	2	-	2	0	0%
European Handball Federation	2	0	-	-	2	0	0%
Fédération des Clubs Sportif et Artistiques de la défense	2	0	-	-	2	0	0%
Federacion Dominicana de Medicina del Deporte	2	0	-	-	2	0	0%
International Luge Federation	2	0	-	-	2	0	0%
International Lacrosse Federation	2	0	-	-	2	0	0%
Federation Francaise Du Sport Automobile	2	0	-	-	2	0	0%
Fédération Française de Baseball et Softball	2	0	-	-	2	0	0%
Fédération française des sports de glace	2	0	-	-	2	0	0%
Fédération Française Handisport	2	0	-	-	2	0	0%
Fédération française de karaté et disciplines associées	2	0	-	-	2	0	0%
Fédération Française de Pelote Basque	1	0	1	-	2	0	0%
Federation Française de rugby à XIII	2	0	-	-	2	0	0%
Fédération Française de Roller skating	2	0	-	-	2	0	0%

Table 12: GC/C/IRMS Tests Conducted per Testing Authority - continued

Testing Authority	IC		Urine		Total Samples	Total AAFs	% AAF
	Samples	AAF	OOC Samples	AAF			
Rugby Football Union	0	0	2	-	2	0	0%
Deutscher Schwimmverband	2	0	-	-	2	0	0%
Deutscher Judobund	2	0	-	-	2	0	0%
International Floorball Federation	2	0	-	-	2	0	0%
International Federation Icestocksport	2	0	-	-	2	0	0%
International Handball Federation	2	0	-	-	2	0	0%
Iran National Anti-Doping Organization	1	0	1	1	2	1	50.0%
Italian Athletics Federation	2	1	-	-	2	1	50.0%
Malta Football Association	2	0	-	-	2	0	0%
Anti-Doping Commission of Malta	2	0	-	-	2	0	0%
Organisation Deportiva Bolivariana	2	0	-	-	2	0	0%
Oceania Regional Anti-Doping Organization	2	0	-	-	2	0	0%
Russian Powerlifting Federation	0	0	2	1	2	1	50.0%
Slovak Anti-Doping Agency	1	0	1	-	2	0	0%
Slovenian Antidoping Organization	2	0	-	-	2	0	0%
Suriname National Olympic Committee	2	0	-	-	2	0	0%
United Arab Emirates National Anti-doping Committee	2	0	-	-	2	0	0%
World Archery Federation	2	0	-	-	2	0	0%
World Karate Federation	0	0	2	-	2	0	0%
Australian Cycling Federation	2	0	-	-	2	0	0%
Africa Zone VI	0	0	1	-	1	0	0%
Andorra National Anti-Doping Commission	1	0	-	-	1	0	0%
Comité Paralímpico Argentino	1	0	-	-	1	0	0%
Anti-doping Commission of Azerbaijan Republic	0	0	1	1	1	1	100.0%
Bund Deutscher Berufsboxer e.V	1	0	-	-	1	0	0%
Botswana Olympic Committee	1	1	-	-	1	1	100.0%
Confederação Brasileira de Automolismo	1	0	-	-	1	0	0%
Brazilian Judo Confederation	1	0	-	-	1	0	0%
Brazilian Weightlifting Confederation	1	0	-	-	1	0	0%
Confederation of African Athletics	1	0	-	-	1	0	0%
Canadian Bodybuilding Federation	0	0	1	-	1	0	0%
Costa Rica NADO	0	0	1	-	1	0	0%
South American Football Confederation	1	0	-	-	1	0	0%
Spain Swimming Federation	0	0	1	-	1	0	0%
Spain Federation of Basque Pelota	1	0	-	-	1	0	0%
Federación Vasca de Remo	1	0	-	-	1	0	0%
Spanish Sports Federation for People with Physical Disabilities	1	0	-	-	1	0	0%
Spanish federation of Mountaineering and Climbing	1	0	-	-	1	0	0%
Spanish Winter Sports Federation	1	0	-	-	1	0	0%
Real Federación Española de Hockey	0	0	1	-	1	0	0%
Federacion Espanola de Taekwondo	0	0	1	-	1	0	0%
Spanish Federation of Olympic Wrestling and associated sports	1	0	-	-	1	0	0%
European Volleyball Confederation (CEV)	1	0	-	-	1	0	0%

Table 12: GC/C/IRMS Tests Conducted per Testing Authority - continued

Testing Authority	IC		Urine		Total Samples	Total AAFs	% AAF
	Samples	AAF	OOB Samples	AAF			
Federation Francaise de Full Contact & Disciplines	1	0	-	-	1	0	0%
Fédération Française de Sports de Contact et Disciplines Assimilées	0	0	1	-	1	0	0%
International Gymnastics Federation	0	0	1	-	1	0	0%
Fédération Française de Course d'Orientation	1	0	-	-	1	0	0%
Federation Française de billard	1	0	-	-	1	0	0%
France Equestrian Federation	1	0	-	-	1	0	0%
Fédération française de boxe	1	0	-	-	1	0	0%
Fédération française du sport adapté	0	0	1	-	1	0	0%
Fédération Française de Parachutisme	1	0	-	-	1	0	0%
Fédération Française de pétanque	1	0	-	-	1	0	0%
Fédération française de voile	1	0	-	-	1	0	0%
Fédération française de tir	1	1	-	-	1	1	100.0%
Fédération française de tennis de table	1	0	-	-	1	0	0%
Fédération Française de Sport Universitaire	1	0	-	-	1	0	0%
Federation Française de la Police Française	1	0	-	-	1	0	0%
FVJDV Federación Vasca de Juegos y Deportes Vascos	1	0	-	-	1	0	0%
Great Britain Powerlifting Federation	1	0	-	-	1	0	0%
Six Nations Rugby Limited	1	0	-	-	1	0	0%
Deutscher Eisstock-Verband	1	0	-	-	1	0	0%
Deutscher Minigolfsport Verband	1	0	-	-	1	0	0%
German Alpin Union (DAV)	1	0	-	-	1	0	0%
Deutscher Rollsport und Inline-Verband	1	0	-	-	1	0	0%
Deutsche Eislauf-Union	1	0	-	-	1	0	0%
Deutscher Volleyball-Verband	1	0	-	-	1	0	0%
Deutscher Ringer-Bund	1	0	-	-	1	0	0%
International Orienteering Federation	1	0	-	-	1	0	0%
Football Federation of Iran	1	0	-	-	1	0	0%
National Olympic and Sports Association of Iceland	0	0	1	-	1	0	0%
Federazione Italiana Powelifting	1	0	-	-	1	0	0%
International Union of Kettlebell Lifting	1	0	-	-	1	0	0%
International Wheelchair & Amputee Sports Federation	1	0	-	-	1	0	0%
International Wushu Federation	0	0	1	-	1	0	0%
Kazakhstan Weightlifting Federation	1	1	-	-	1	1	100.0%
Kenya Athletics Federation	1	0	-	-	1	0	0%
National Anti-Doping Commission of Barbados	1	0	-	-	1	0	0%
National Anti-doping Center of Ukraine	0	0	1	-	1	0	0%
National Anti Doping Agency Belize	1	0	-	-	1	0	0%
Nicaragua Anti-doping Organization	1	1	-	-	1	1	100.0%
South American Sports Organization	1	0	-	-	1	0	0%
Real Federación Motociclista Española	1	0	-	-	1	0	0%
South East Asian Games Federation	1	1	-	-	1	1	100.0%
Spanish Powerlifting Association	1	1	-	-	1	1	100.0%
Sports Authority of Thailand	1	0	-	-	1	0	0%

Table 12: GC/C/IRMS Tests Conducted per Testing Authority - continued

2013 Anti-Doping Testing Figures
Samples Analyzed and Reported by Accredited Laboratories in ADAMS

Testing Authority	Urine						
	IC Samples	AAF	OOB Samples	AAF	Total Samples	Total AAFs	% AAF
Union europeenne de gymnastique	1	0	-	-	1	0	0%
Union Française des Œuvres Laïques d'Education Physique	1	0	-	-	1	0	0%
Union Internationale de Pentathlon Moderne	1	0	-	-	1	0	0%
World Dance Sport Federation	0	0	1	-	1	0	0%
World Karate Organization	1	0	-	-	1	0	0%
World Masters Athletics	1	0	-	-	1	0	0%
World Squash Federation	0	0	1	-	1	0	0%
	3110	110	2975	55	6085	165	2.7%

Table 13: EPO Tests Conducted per Testing Authority

Testing Authority	IC		Urine		Total Samples	Total AAFs	% AAF
	Samples	AAF	OOCC	AAF			
International Cycling Union	1340	3	1458	2	2798	5	0.2%
German National Anti-Doping Agency	136	0	2647	2	2783	2	0.1%
Russian National Anti-Doping Organization	1275	1	1243	3	2518	4	0.2%
International Association of Athletics Federations ¹	887	8	677	2	1564	10	0.6%
Chinese Anti-Doping Agency	558	0	745	0	1303	0	0%
Comitato Olimpico Nazionale Italiano	494	1	438	0	932	1	0.1%
United States Anti-Doping Agency	256	1	654	0	910	1	0.1%
NADO Flanders	601	3	177	0	778	3	0.4%
International Biathlon Union	501	2	194	4	695	6	0.9%
Hellenic National Council for Combatting Doping	537	0	128	0	665	0	0%
UK Anti-Doping	397	0	268	0	665	0	0%
Anti Doping Authority the Netherlands	300	0	335	0	635	0	0%
Union of European Football Associations	305	0	311	0	616	0	0%
Australian Sports Anti-Doping Authority	193	0	391	0	584	0	0%
Antidoping Switzerland	174	1	399	1	573	2	0.3%
International Ski Federation	261	0	293	0	554	0	0%
Canadian Centre for Ethics in Sport	239	0	281	0	520	0	0%
World Triathlon Corporation	248	0	169	0	417	0	0%
South African Institute for Drug-Free Sport	277	0	81	0	358	0	0%
Autoridade Antidopagem de Portugal	6	0	278	1	284	1	0.4%
World Anti-Doping Agency	-	-	262	0	262	0	0%
Irish Sports Council	-	-	203	0	203	0	0%
French Community of Belgium NADO	118	0	80	0	198	0	0%
Cyprus Anti-Doping Authority	184	0	14	0	198	0	0%
Italian Ministry of Health Department	170	5	11	0	181	5	2.8%
Fédération française de cyclisme ²	174	1	4	0	178	1	0.6%
Deutscher Fussball Bund	177	0	-	-	177	0	0%
Spain National Anti-Doping Agency ³	149	4	24	0	173	4	2.3%
Fédération Internationale de Football Association	170	0	1	0	171	0	0%
National Anti-Doping Agency Austria GmbH	103	0	65	0	168	0	0%
Poland Commission against Doping in Sports	93	0	65	0	158	0	0%
Fédération Internationale de Natation	114	0	30	0	144	0	0%
International Triathlon Union	95	0	48	0	143	0	0%
National Anti Doping Agency -India	119	0	10	0	129	0	0%
International Tennis Federation	112	0	11	0	123	0	0%
Anti-Doping Norway	22	0	99	0	121	0	0%
Romanian National Anti-Doping Agency	58	0	57	1	115	1	0.9%
Swedish Sports Confederation Anti-Doping Group	56	0	47	0	103	0	0%
Finnish Anti-Doping Agency	19	0	83	0	102	0	0%
GV Gobierno Vasco	95	2	4	0	99	2	2.0%
Chile National Anti-Doping Commission	75	4	10	0	85	4	4.7%
International Skating Union	58	0	26	0	84	0	0%
Drug Free Sport New Zealand	8	0	73	0	81	0	0%
Turkish NOC Anti-Doping Commission	57	0	24	0	81	0	0%
Colombian NADO ⁴	56	4	21	0	77	4	5.2%
Deutsche Triathlon Union	77	0	0	0	77	0	0%
International Rugby Board	28	0	48	0	76	0	0%
International Rowing Federation	2	0	67	0	69	0	0%
Fédération Française de Athlétisme	61	0	8	0	69	0	0%
Japan Anti-Doping Agency	27	0	38	0	65	0	0%
Czech Anti-Doping Committee	55	0	8	0	63	0	0%
International Paralympic Committee	30	1	31	0	61	1	1.6%
Anti Doping Denmark	19	0	40	0	59	0	0%

Table 13: EPO Tests Conducted per Testing Authority - continued

Testing Authority	IC		Urine		Total Samples	Total AAFs	% AAF
	Samples	AAF	OOCC	AAF			
Chinese Taipei Anti-Doping Agency	45	0	7	0	52	0	0%
Luxembourg NADO	38	0	13	0	51	0	0%
Spanish Cycling Federation	19	0	29	0	48	0	0%
Ligue Europeenne de Natation	48	2	-	-	48	2	4.2%
International Committee of Mediterranean Games	46	0	-	-	46	0	0%
European Athletics Association	44	1	-	-	44	1	2.3%
South American Football Confederation	43	0	-	-	43	0	0%
Anti-Doping Uruguay	40	0	2	0	42	0	0%
International Canoe Federation	40	0	1	0	41	0	0%
International World Games Association	40	0	-	-	40	0	0%
Fédération française de triathlon	35	0	1	0	36	0	0%
Bahamas Anti-Doping Commission	35	0	-	-	35	0	0%
Asociación de Clubes de Traineras	-	-	34	0	34	0	0%
Africa Regional Anti-Doping Organization Zone V	26	0	8	0	34	0	0%
Bund Deutscher Radfahrer	34	0	-	-	34	0	0%
Spanish Athletics Federation	17	0	15	0	32	0	0%
Guatemala NADO	32	0	-	-	32	0	0%
Spanish Federation Canoe/Kayak	17	0	9	0	26	0	0%
Organisation Deportiva Bolivariana	26	0	-	-	26	0	0%
International University Sport Federation	24	0	-	-	24	0	0%
Slovenian Antidoping Organization	8	0	16	0	24	0	0%
Qatar National Antidoping Committee	21	0	2	0	23	0	0%
Italian Athletics Federation	22	0	-	-	22	0	0%
Union Française des Œuvres Laïques d'Éducation Physique	22	0	-	-	22	0	0%
Korean Anti-Doping Agency	10	0	11	0	21	0	0%
Kenya Athletics Federation	21	0	-	-	21	0	0%
Fédération française de la montagne et de l'escalade	16	0	1	0	17	0	0%
Deutscher Behindertensportverband	17	0	-	-	17	0	0%
Brazilian Cycling Confederation	16	0	-	-	16	0	0%
World Underwater Federation	5	0	11	0	16	0	0%
Spanish Triathlon Federation	8	0	8	0	16	0	0%
Six Nations Rugby Limited	16	0	-	-	16	0	0%
Deutscher Schwimmverband	16	0	-	-	16	0	0%
Olympic Council of Asia	16	0	-	-	16	0	0%
SportAccord Event Organiser	16	0	-	-	16	0	0%
Fédération française de ski	9	0	6	0	15	0	0%
Deutscher Leichtathletik-Verband	15	0	-	-	15	0	0%
Deutscher Kanu-Verband	15	0	-	-	15	0	0%
Spanish Football Federation	2	0	12	0	14	0	0%
New Caledonia NADO	13	0	-	-	13	0	0%
Venezuela NADO	13	0	-	-	13	0	0%
Fédération des Clubs Sportif et Artistiques de la défense	12	0	-	-	12	0	0%
Hong Kong Anti-Doping Committee	1	0	11	0	12	0	0%
Angola Athletics Federation	11	0	-	-	11	0	0%
Comité International des Jeux de la Francophonie	11	0	-	-	11	0	0%
South American Sports Organization	11	0	-	-	11	0	0%
Belarus National Anti-Doping Agency	10	0	-	-	10	0	0%
Cuba National Anti-Doping Agency	-	-	10	0	10	0	0%
Federacion Dominicana de Medicina del Deporte	10	0	-	-	10	0	0%
Fench Swimming Federation	8	0	-	-	8	0	0%
International Ice Hockey Federation	-	-	7	0	7	0	0%
Andorra National Anti-Doping Commission	3	0	3	0	6	0	0%
Rowing Federation of Spain	-	-	6	0	6	0	0%

Table 13: EPO Tests Conducted per Testing Authority - continued

2013 Anti-Doping Testing Figures
Samples Analyzed and Reported by Accredited Laboratories in ADAMS

Testing Authority	Urine						% AAF
	IC Samples	AAF	OOB Samples	AAF	Total Samples	Total AAFs	
Fédération française de tennis	-	-	6	0	6	0	0%
Deutsche Eisschnellauf Gemeinschaft	-	-	6	0	6	0	0%
International Surfing Association	6	0	-	-	6	0	0%
Argentina National Anti-Doping Agency	5	0	-	-	5	0	0%
Croatian Institute for Toxicology and Antidoping	5	0	-	-	5	0	0%
Estonian Anti-Doping Agency	1	0	4	0	5	0	0%
Lithuanian Anti-Doping Agency	-	-	5	0	5	0	0%
National Anti Doping Agency Belize	5	0	-	-	5	0	0%
Australian Cycling Federation	5	0	-	-	5	0	0%
NADO Algérienne	4	0	-	-	4	0	0%
Brazilian Football Confederation	4	0	-	-	4	0	0%
Badminton World Federation	-	-	4	0	4	0	0%
Federation Francaise de Rugby	4	0	-	-	4	0	0%
Fédération Internationale d'Escrime	-	-	4	0	4	0	0%
International Roller Sports Federation	4	0	-	-	4	0	0%
Magyar Antidopping Csoport - HUNADO	-	-	4	0	4	0	0%
International Sailing Federation	-	-	4	0	4	0	0%
South American Sports Drug Agency	4	0	-	-	4	0	0%
Suriname National Olympic Committee	4	0	-	-	4	0	0%
Italian Paralympic Committee	-	-	3	0	3	0	0%
Fédération française de football	3	0	-	-	3	0	0%
Jamaica Anti-Doping Commission	3	0	-	-	3	0	0%
Olympic Committee – Puerto Rico	3	0	-	-	3	0	0%
Agence Française de Lutte contre le Dopage	-	-	2	0	2	0	0%
Confederação Brasileira de Atletismo	2	0	-	-	2	0	0%
Bermuda Sport Anti Doping Authority	-	-	2	0	2	0	0%
Real Federación Española de Tiro Olímpico	-	-	2	0	2	0	0%
Fédération française de basket-ball	-	-	2	0	2	0	0%
International Committee of Sports for the Deaf	2	0	-	-	2	0	0%
International Ski Mountaineering Federation	-	-	2	0	2	0	0%
Mauritius Amateur Athletics Federation	2	0	-	-	2	0	0%
Puerto Rico Anti-Doping Organization	2	0	-	-	2	0	0%
Union Internationale de Pentathlon Moderne	2	0	-	-	2	0	0%
Comité Monegasque Antidopage	-	-	1	0	1	0	0%
Danish Athletics Federation	1	0	-	-	1	0	0%
Spain Swimming Federation	1	0	-	-	1	0	0%
International Bobsleigh and Skeleton Federation	-	-	1	0	1	0	0%
International Gymnastics Federation	-	-	1	0	1	0	0%
Fédération française de handball	-	-	1	0	1	0	0%
French Rowing Federation	-	-	1	0	1	0	0%
Fédération française des sports de glace	-	-	1	0	1	0	0%
Hong Kong Triathlon Association	-	-	1	0	1	0	0%
International Racquetball Federation	-	-	1	0	1	0	0%
World Curling Federation	-	-	1	0	1	0	0%
World Squash Federation	-	-	1	0	1	0	0%
Total	12661	44	12962	16	25623	60	0.2%

¹ One additional Out-of-Competition EPO AAF reported in blood

² One additional In-Competition EPO AAF reported in blood

³ One additional In-Competition EPO AAF reported in blood

⁴ One additional In-Competition EPO AAF reported in blood

Table 14: hGH Tests Conducted per Testing Authority

Testing Authority	IC		Blood		Total Samples	Total AAFs	% AAF
	Samples	AAF	OOC Samples	AAF			
United States Anti-Doping Agency	21	0	425	0	446	0	0%
UK Anti-Doping	57	0	159	0	216	0	0%
National Anti Doping Agency -India	42	0	126	0	168	0	0%
International Tennis Federation	70	0	69	0	139	0	0%
Romanian National Anti-Doping Agency	30	0	106	0	136	0	0%
Australian Sports Anti-Doping Authority	6	0	128	0	134	0	0%
German National Anti-Doping Agency	-	-	134	0	134	0	0%
Chinese Anti-Doping Agency	2	0	111	0	113	0	0%
Comitato Olimpico Nazionale Italiano	-	-	110	0	110	0	0%
International Cycling Union	83	0	14	0	97	0	0%
Cuba National Anti-Doping Agency	-	-	89	0	89	0	0%
World Anti-Doping Agency	-	-	88	0	88	0	0%
International Ski Federation	-	-	86	0	86	0	0%
Magyar Antidopping Csoport - HUNADO	-	-	71	0	71	0	0%
Venezuela NADO	-	-	52	0	52	0	0%
Autoridade Antidopagem de Portugal	-	-	50	0	50	0	0%
Swedish Sports Confederation Anti-Doping Group	11	0	36	0	47	0	0%
Federation Francaise de Rugby	28	0	16	0	44	0	0%
Antidoping Switzerland	6	0	35	0	41	0	0%
World Triathlon Corporation	-	-	39	0	39	0	0%
Fédération française de cyclisme	30	0	6	0	36	0	0%
Fédération française de football	16	0	19	0	35	0	0%
Russian National Anti-Doping Organization	34	0	-	-	34	0	0%
Czech Anti-Doping Committee	-	-	33	0	33	0	0%
Finnish Anti-Doping Agency	-	-	27	0	27	0	0%
International Volleyball Federation	-	-	26	0	26	0	0%
International University Sport Federation	23	0	-	-	23	0	0%
Fédération Française de Athlétisme	21	0	2	0	23	0	0%
Fédération française de basket-ball	7	0	16	0	23	0	0%
Canadian Centre for Ethics in Sport	-	-	22	0	22	0	0%
International Baseball Federation	15	0	3	0	18	0	0%
International Rugby Board	-	-	18	0	18	0	0%
Drug Free Sport New Zealand	-	-	13	0	13	0	0%
Poland Commission against Doping in Sports	-	-	13	0	13	0	0%
Fédération Internationale de Football Association	-	-	12	0	12	0	0%
Hong Kong Anti-Doping Committee	-	-	10	0	10	0	0%
International Paralympic Committee	4	0	6	0	10	0	0%
Union of European Football Associations	-	-	10	0	10	0	0%
Federation Française de boxe Française	-	-	8	0	8	0	0%
International Association of Athletics Federations	1	0	7	0	8	0	0%
International Skating Union	-	-	8	0	8	0	0%
International Canoe Federation	-	-	7	0	7	0	0%
Spanish Athletics Federation	-	-	6	0	6	0	0%
International Triathlon Union	-	-	6	0	6	0	0%
National Anti-Doping Agency Austria GmbH	-	-	6	0	6	0	0%
Anti-Doping Norway	-	-	5	0	5	0	0%
Luxembourg NADO	-	-	5	0	5	0	0%

Table 14: hGH Tests Conducted per Testing Authority

Testing Authority	IC		Blood		Total Samples	Total AAFs	% AAF
	Samples	AAF	OOC Samples	AAF			
Fédération française de hockey sur glace	-	-	5	0	5	0	0%
Federation Française de rugby à XIII	-	-	5	0	5	0	0%
International Weightlifting Federation	-	-	5	0	5	0	0%
South African Institute for Drug-Free Sport	-	-	5	0	5	0	0%
Bund Deutscher Berufsboxer e.V	-	-	4	0	4	0	0%
Spanish Triathlon Federation	-	-	4	0	4	0	0%
Irish Sports Council	-	0	4	0	4	0	0%
Fédération française de handball	-	-	3	0	3	0	0%
Fédération française de volley-ball	-	-	3	0	3	0	0%
International Biathlon Union	-	-	3	0	3	0	0%
International Ice Hockey Federation	-	-	2	0	2	0	0%
Union Française des Œuvres Laïques d'Éducation Physique	2	0	-	-	2	0	0%
Anti Doping Authority the Netherlands	-	-	1	0	1	0	0%
Spanish Federation Canoe/Kayak	-	-	1	0	1	0	0%
Federation Francaise d'Halterophilie Musculation Force Athletique et Culturisme	-	-	1	0	1	0	0%
International Bobsleigh and Skeleton Federation	-	-	1	0	1	0	0%
Fédération Internationale de Natation	-	-	1	0	1	0	0%
Deutsche Triathlon Union	-	-	1	0	1	0	0%
International Federation of Sports Climbing	-	-	1	0	1	0	0%
International Sailing Federation	-	-	1	0	1	0	0%
	509	0	2289	0	2798	0	0.0%

Table 15: HBT Tests Conducted per Testing Authority

Testing Authority	IC		Blood OOC		Total Samples	Total AAFs	% AAF
	Samples	AAF	Samples	AAF			
Comitato Olimpico Nazionale Italiano	191	0	1	0	192	0	0%
Irish Sports Council	-	-	130	0	130	0	0%
Russian National Anti-Doping Organization	102	0	20	0	122	0	0%
International Tennis Federation	1	0	107	0	108	0	0%
Canadian Centre for Ethics in Sport	15	0	26	0	41	0	0%
German National Anti-Doping Agency	-	-	34	0	34	0	0%
National Anti Doping Agency -India	-	-	33	0	33	0	0%
International Cycling Union	32	0	-	-	32	0	0%
Fédération Internationale de Natation	18	0	-	-	18	0	0%
International Ski Federation	16	0	-	-	16	0	0%
Antidoping Switzerland	-	-	14	0	14	0	0%
International Biathlon Union	-	-	13	0	13	0	0%
Anti Doping Authority the Netherlands	-	-	7	0	7	0	0%
International Triathlon Union	6	0	-	-	6	0	0%
Poland Commission against Doping in Sports	4	0	2	0	6	0	0%
UK Anti-Doping	6	0	-	-	6	0	0%
International University Sport Federation	5	0	-	-	5	0	0%
International Skating Union	2	0	-	-	2	0	0%
Luxembourg NADO	-	-	1	0	1	0	0%
Total	398	0	388	0	786	0	0.0%

Table 16: HBOCS Tests Conducted per Testing Authority

Testing Authority	IC		Blood OOC		Total Samples	Total AAFs	% AAF
	Samples	AAF	Samples	AAF			
International Tennis Federation	137	0	133	0	270	0	0%
National Anti Doping Agency -India	42	0	159	0	201	0	0%
Australian Sports Anti-Doping Authority	6	0	142	0	148	0	0%
Irish Sports Council	-	-	133	0	133	0	0%
Fédération Internationale de Natation	97	0	-	-	97	0	0%
World Anti-Doping Agency	-	-	95	0	95	0	0%
Comitato Olimpico Nazionale Italiano	44	0	1	0	45	0	0%
Japan Anti-Doping Agency	-	-	33	0	33	0	0%
Antidoping Switzerland	-	-	31	0	31	0	0%
International Cycling Union	21	0	-	-	21	0	0%
International Triathlon Union	18	0	-	-	18	0	0%
Poland Commission against Doping in Sports	-	-	13	0	13	0	0%
Drug Free Sport New Zealand	-	-	11	0	11	0	0%
Asociación de Clubes de Traineras	8	0	-	-	8	0	0%
Comité International des Jeux de la Francophonie	8	0	-	-	8	0	0%
International Canoe Federation	6	0	-	-	6	0	0%
International Skating Union	-	-	6	0	6	0	0%
UK Anti-Doping	6	0	-	-	6	0	0%
World Triathlon Corporation	-	-	6	0	6	0	0%
International University Sport Federation	5	0	-	-	5	0	0%
International Association of Athletics Federations	-	-	5	0	5	0	0%
Bund Deutscher Berufsboxer e.V	-	-	4	0	4	0	0%
German National Anti-Doping Agency	-	-	4	0	4	0	0%
Anti Doping Authority the Netherlands	-	-	3	0	3	0	0%
International Ice Hockey Federation	-	-	2	0	2	0	0%
Canadian Centre for Ethics in Sport	-	-	1	0	1	0	0%
International Bobsleigh and Skeleton Federation	-	-	1	0	1	0	0%
Total	398	0	783	0	1181	0	0.0%

Table 17: Olympic Sport - Aquatics

Testing Authority (TA)	Urine						Blood						Total	
	Samples	IC	ATF	AAF	Samples	IC	ATF	AAF	Samples	IC	ATF	AAF	Samples	%
Chinese Anti-Doping Agency	608	-	1	1369	-	3	2	-	-	44	-	-	2023	17%
Fédération Internationale de Natation	901	-	10	553	2	2	117	-	-	2	-	-	1573	14%
Russian National Anti-Doping Organization	391	3	9	485	19	1	29	-	-	-	-	-	905	8%
United States Anti-Doping Agency	383	1	2	294	3	-	-	-	-	5	-	-	682	6%
Australian Sports Anti-Doping Authority	196	1	3	322	3	-	2	-	-	6	-	-	526	5%
Japan Anti-Doping Agency	160	-	-	306	-	-	-	-	-	6	-	-	472	4%
German National Anti-Doping Agency	8	-	-	296	-	-	-	-	-	7	-	-	311	3%
Comitato Olimpico Nazionale Italiano	270	1	-	29	-	-	-	-	-	2	-	-	301	3%
Fench Swimming Federation	171	-	7	29	-	-	-	-	-	2	-	-	202	2%
Anti Doping Authority the Netherlands	95	1	1	105	-	-	-	-	-	1	-	-	201	2%
Kazakhstan National Anti-Doping Centre	16	-	1	172	3	-	-	-	-	-	-	-	188	2%
Deutscher Schwimmverband	171	-	1	-	-	-	-	-	-	-	-	-	171	1%
Poland Commission against Doping in Sports	136	-	3	15	-	-	-	-	-	-	-	-	151	1%
Turkish NOC Anti-Doping Commission	148	1	2	-	-	-	-	-	-	-	-	-	148	1%
Korean Anti-Doping Agency	35	-	-	109	1	-	-	-	-	-	-	-	144	1%
National Anti Doping Agency -India	106	-	2	33	-	-	-	-	-	3	-	-	142	1%
Ligue Europeenne de Natation	141	2	9	-	-	-	-	-	-	-	-	-	141	1%
Olympic Council of Asia	135	-	2	-	-	-	-	-	-	-	-	-	135	1%
Canadian Centre for Ethics in Sport	61	-	1	62	-	1	-	-	-	2	-	-	125	1%
Swedish Sports Confederation Anti-Doping Group	53	-	-	66	3	1	1	-	-	-	-	-	120	1%
Romanian National Anti-Doping Agency	83	-	2	28	-	-	5	-	-	-	-	-	116	1%
Brazilian Aquatics Confederation	117	1	1	-	-	-	-	-	-	-	-	-	117	1%
Croatian Institute for Toxicology and Antidoping	42	-	1	70	1	-	-	-	-	-	-	-	112	1%
Hong Kong Amateur Swimming Association (HKASA)	99	1	1	-	-	-	-	-	-	-	-	-	99	1%
Czech Anti-Doping Committee	76	-	-	18	-	-	-	-	-	4	-	-	98	1%
Italian Ministry of Health Department	98	1	1	-	-	-	-	-	-	-	-	-	98	1%
National Anti-Doping Agency Austria GmbH	36	-	1	62	-	-	-	-	-	-	-	-	98	1%
Sports Authority of Thailand	26	-	-	70	-	-	-	-	-	-	-	-	96	1%
Magyar Antidopping Csoport - HUNADO	25	-	-	58	-	-	-	-	-	11	-	-	94	1%
Antidoping Switzerland	20	-	1	69	-	-	-	-	-	1	-	-	90	1%
Spain Swimming Federation	15	-	2	71	-	-	-	-	-	-	-	-	86	1%
Finnish Anti-Doping Agency	38	-	-	47	1	-	-	-	-	-	-	-	85	1%
UK Anti-Doping	26	-	-	40	-	-	9	-	-	8	-	-	83	1%
East Asian Games Association	79	-	-	-	-	-	-	-	-	-	-	-	79	1%
Anti Doping Denmark	11	1	1	65	5	1	-	-	-	-	-	-	76	1%
South East Asian Games Federation	75	-	-	-	-	-	-	-	-	-	-	-	75	1%
South African Institute for Drug-Free Sport	74	-	2	-	-	-	-	-	-	-	-	-	74	1%
Colombian NADO	69	-	-	-	-	-	-	-	-	-	-	-	69	1%
Venezuela NADO	56	-	-	9	-	-	-	-	-	2	-	-	67	1%
Kazakhstan Swimming Federation	47	-	-	19	-	-	-	-	-	-	-	-	66	1%
Autoridade Antidopagem de Portugal	43	-	-	21	-	-	-	-	-	1	-	-	65	1%
NADO Flanders	30	-	1	32	1	-	-	-	-	-	-	-	62	1%
Cuba National Anti-Doping Agency	-	-	-	48	-	-	-	-	-	12	-	-	60	1%
Drug Free Sport New Zealand	31	-	1	24	-	-	-	-	-	1	-	-	56	0.5%
Irish Sports Council	13	-	-	19	-	-	-	-	-	14	-	-	46	0.4%
International Committee of Mediterranean Games	39	-	-	-	-	-	-	-	-	-	-	-	39	0.3%
Indonesian Anti-Doping Agency	37	-	-	-	-	-	-	-	-	-	-	-	37	0.3%
Cyprus Anti-Doping Authority	29	-	-	7	-	-	-	-	-	-	-	-	36	0.3%
Luxembourg NADO	31	-	-	2	-	-	-	-	-	2	-	-	35	0.3%
Hong Kong Anti-Doping Committee	-	-	-	30	-	-	-	-	-	5	-	-	35	0.3%
Organización Deportiva Centroamericana y Caribeña	34	-	-	-	-	-	-	-	-	-	-	-	34	0.3%
Spain National Anti-Doping Agency	32	-	2	-	-	-	-	-	-	-	-	-	32	0.3%
Anti-Doping Singapore	-	-	-	31	-	-	-	-	-	-	-	-	31	0.3%
Brazilian Paralympic Committee	27	-	-	-	-	-	-	-	-	-	-	-	27	0.2%
Anti-Doping Norway	17	1	-	9	-	-	-	-	-	-	-	-	26	0.2%
Anti-Doping Centre Bulgaria	12	-	1	14	-	-	-	-	-	-	-	-	26	0.2%
Anti-Doping Agency of Serbia	24	-	-	1	-	-	-	-	-	-	-	-	25	0.2%
Hellenic National Council for Combatting Doping	22	-	-	2	-	-	-	-	-	-	-	-	24	0.2%
Organisation Deportiva Bolivariana	24	-	1	-	-	-	-	-	-	-	-	-	24	0.2%
Saudi Arabian Antidoping Committee	22	-	1	-	-	-	-	-	-	-	-	-	22	0.2%
Israeli NADO	14	1	-	7	-	-	-	-	-	-	-	-	21	0.2%
University Sport Board of Thailand	21	-	-	-	-	-	-	-	-	-	-	-	21	0.2%
Italy Swimming Federation	20	-	-	-	-	-	-	-	-	-	-	-	20	0.2%
Jamaica Anti-Doping Commission	18	-	-	-	-	-	-	-	-	-	-	-	18	0.2%
Chinese Taipei Anti-Doping Agency	4	-	-	12	-	-	-	-	-	-	-	-	16	0.1%
Jordan Anti-doping Organization	6	-	-	9	-	-	-	-	-	-	-	-	15	0.1%
Anti-Doping Commission of Malta	15	-	-	-	-	-	-	-	-	-	-	-	15	0.1%
South American Sports Organization	15	-	-	-	-	-	-	-	-	-	-	-	15	0.1%
World Anti-Doping Agency	-	-	-	7	-	-	-	-	-	7	-	-	14	0.1%
Bahamas Anti-Doping Commission	13	-	1	-	-	-	-	-	-	-	-	-	13	0.1%
French Community of Belgium NADO	6	-	-	7	-	-	-	-	-	-	-	-	13	0.1%
Qatar National Antidoping Committee	-	-	-	13	-	-	-	-	-	-	-	-	13	0.1%
Anti-Doping Agency of Malaysia	10	-	-	2	-	-	-	-	-	-	-	-	12	0.1%
Fédération des Clubs Sportif et Artistiques de la défense	12	-	-	-	-	-	-	-	-	-	-	-	12	0.1%
Kuwait Anti-Doping Committee	9	-	-	3	-	-	-	-	-	-	-	-	12	0.1%
Anti-Doping Uruguay	10	-	-	2	-	-	-	-	-	-	-	-	12	0.1%
Comité Monegasque Antidopage	11	1	-	-	-	-	-	-	-	-	-	-	11	0.1%

Table 17: Olympic Sport - Aquatics - continued

Testing Authority (TA)	Urine						Blood						Total			
	IC	ATF		AAF	Samples	ATF	AAF	IC	ATF		AAF	Samples	ATF	AAF	Samples	%
Mexico Swimming Federation	-	-	-	11	-	-	-	-	-	-	-	-	-	-	11	0.1%
Myanmar National Anti-Doping Organization	-	-	-	10	-	-	-	-	-	-	-	-	-	-	10	0.1%
Slovenian Antidoping Organization	-	-	-	10	-	-	-	-	-	-	-	-	-	-	10	0.1%
Georgian Anti-Doping Agency	6	-	-	3	-	-	-	-	-	-	-	-	-	-	9	0.1%
Laos Anti Doping Commission	9	-	1	-	-	-	-	-	-	-	-	-	-	-	9	0.1%
Asia Swimming Federation	8	-	-	-	-	-	-	-	-	-	-	-	-	-	8	0.1%
Comisión de Control y Seguimiento de la Salud y el Dopaje	7	-	-	-	-	-	-	-	-	-	-	-	-	-	7	0.1%
National Olympic and Sports Association of Iceland	-	-	-	7	-	-	-	-	-	-	-	-	-	-	7	0.1%
Central Asia RADO	-	-	-	7	-	-	-	-	-	-	-	-	-	-	7	0.1%
Slovak Anti-Doping Agency	-	-	-	7	-	-	-	-	-	-	-	-	-	-	7	0.1%
Costa Rica NADO	-	-	-	6	-	-	-	-	-	-	-	-	-	-	6	0.1%
GV Gobierno Vasco	6	-	-	-	-	-	-	-	-	-	-	-	-	-	6	0.1%
Bermuda Sport Anti Doping Authority	2	-	-	3	-	-	-	-	-	-	-	-	-	-	5	0.0%
Comision Nacional de Cultura Fisica y Deporte Mexico	-	-	-	5	-	2	-	-	-	-	-	-	-	-	5	0.04%
2013 WMG Organizing Committee	5	-	-	-	-	-	-	-	-	-	-	-	-	-	5	0.04%
Africa Zone VI	-	-	-	4	-	-	-	-	-	-	-	-	-	-	4	0.03%
Anti-Doping department of State Sports Medicine Centre	-	-	-	4	-	-	-	-	-	-	-	-	-	-	4	0.03%
Estonian Anti-Doping Agency	2	-	1	1	-	-	-	-	-	-	-	-	-	-	3	0.03%
Eastern Europe RADO	-	-	-	3	-	-	-	-	-	-	-	-	-	-	3	0.03%
Sri Lanka Anti Doping Agency	3	-	-	-	-	-	-	-	-	-	-	-	-	-	3	0.03%
Suriname National Olympic Committee	3	-	-	-	-	-	-	-	-	-	-	-	-	-	3	0.03%
Agency for Anti-Doping Control of Bosnia and Herzegovina	-	-	-	2	-	-	-	-	-	-	-	-	-	-	2	0.02%
Bahrain Anti-Doping Committee	-	-	-	2	-	-	-	-	-	-	-	-	-	-	2	0.02%
Confédération Sportive Internationale Travailleuse et Amateur	2	-	-	-	-	-	-	-	-	-	-	-	-	-	2	0.02%
International University Sport Federation	-	-	-	-	-	-	2	-	-	-	-	-	-	-	2	0.02%
United Arab Emirates National Anti-doping Committee	-	-	-	2	-	-	-	-	-	-	-	-	-	-	2	0.02%
West Asia RADO	-	-	-	2	-	-	-	-	-	-	-	-	-	-	2	0.02%
Andorra National Anti-Doping Commission	-	-	-	1	-	-	-	-	-	-	-	-	-	-	1	0.01%
Caribbean Regional Anti-Doping Organization	-	-	-	1	-	-	-	-	-	-	-	-	-	-	1	0.01%
Libyan Olympic Committee	-	-	-	1	-	-	-	-	-	-	-	-	-	-	1	0.01%
Guatemala NADO	1	-	-	-	-	-	-	-	-	-	-	-	-	-	1	0.01%
Lithuanian Anti-Doping Agency	-	-	-	1	-	-	-	-	-	-	-	-	-	-	1	0.01%
Portugal Swimming Federation	1	-	-	-	-	-	-	-	-	-	-	-	-	-	1	0.01%
Comitato Permanente Antidoping	-	-	-	1	-	-	-	-	-	-	-	-	-	-	1	0.01%
	6003	17	77	5267	42	11	167	-	-	148	-	-	-	-	11585	

Table 18: Olympic Sport - Archery

Testing Authority (TA)	Urine						Blood						Total	
	IC Samples	ATF	AAF	IC Samples	ATF	AAF	IC Samples	ATF	AAF	IC Samples	ATF	AAF	Samples	%
World Archery Federation	147	-	-	48	-	-	-	-	-	-	-	-	195	22%
Fédération française de tir à l'arc	88	-	-	1	-	-	-	-	-	-	-	-	89	10%
Chinese Anti-Doping Agency	38	-	-	19	-	-	-	-	-	-	-	-	57	7%
Japan Anti-Doping Agency	45	-	-	8	-	-	-	-	-	-	-	-	53	6%
National Anti Doping Agency -India	31	-	-	9	-	-	-	-	-	-	3	-	43	5%
Sports Authority of Thailand	16	-	-	16	-	-	-	-	-	-	-	-	32	4%
Korean Anti-Doping Agency	7	-	-	22	-	-	-	-	-	-	-	-	29	3%
Russian National Anti-Doping Organization	28	1	-	-	-	-	-	-	-	-	-	-	28	3%
Spanish federation of archery	19	-	-	7	-	-	-	-	-	-	-	-	26	3%
Archery Europe/Mediterranee	22	-	-	-	-	-	-	-	-	-	-	-	22	3%
Anti Doping Authority the Netherlands	17	1	1	-	-	-	-	-	-	-	-	-	17	2%
Colombian NADO	17	-	-	-	-	-	-	-	-	-	-	-	17	2%
Comitato Olimpico Nazionale Italiano	16	-	-	-	-	-	-	-	-	-	-	-	16	2%
Romanian National Anti-Doping Agency	9	-	-	6	-	-	-	-	-	-	-	-	15	2%
United States Anti-Doping Agency	7	-	-	8	-	-	-	-	-	-	-	-	15	2%
Deutscher Schützenbund	14	-	-	-	-	-	-	-	-	-	-	-	14	2%
Saudi Arabian Antidoping Committee	8	-	-	3	-	-	-	-	-	-	-	-	11	1%
German National Anti-Doping Agency	-	-	-	11	-	-	-	-	-	-	-	-	11	1%
Autoridade Antidopagem de Portugal	8	-	-	2	-	-	-	-	-	-	-	-	10	1%
Chile National Anti-Doping Commission	10	-	-	-	-	-	-	-	-	-	-	-	10	1%
Finnish Anti-Doping Agency	10	-	-	-	-	-	-	-	-	-	-	-	10	1%
Asian Archery Federation	9	-	1	-	-	-	-	-	-	-	-	-	9	1%
Magyar Antidopping Csoport - HUNADO	7	-	-	2	-	-	-	-	-	-	-	-	9	1%
Georgian Anti-Doping Agency	4	-	-	4	-	-	-	-	-	-	-	-	8	1%
Mexican federation of Archery	-	-	-	8	-	-	-	-	-	-	-	-	8	1%
Poland Commission against Doping in Sports	8	-	1	-	-	-	-	-	-	-	-	-	8	1%
Swedish Sports Confederation Anti-Doping Group	8	-	-	-	-	-	-	-	-	-	-	-	8	1%
Venezuela NADO	8	-	-	-	-	-	-	-	-	-	-	-	8	1%
Anti-Doping Norway	6	-	-	-	-	-	-	-	-	-	-	-	6	1%
Canadian Centre for Ethics in Sport	6	-	-	-	-	-	-	-	-	-	-	-	6	1%
Cuba National Anti-Doping Agency	-	-	-	6	-	-	-	-	-	-	-	-	6	1%
Indonesian Anti-Doping Agency	6	-	-	-	-	-	-	-	-	-	-	-	6	1%
International World Games Association	6	-	-	-	-	-	-	-	-	-	-	-	6	1%
Mongolia National Anti-Doping Organization	6	-	-	-	-	-	-	-	-	-	-	-	6	1%
Qatar National Antidoping Committee	-	-	-	6	-	-	-	-	-	-	-	-	6	1%
South African Institute for Drug-Free Sport	6	-	-	-	-	-	-	-	-	-	-	-	6	1%
Anti Doping Denmark	5	-	-	-	-	-	-	-	-	-	-	-	5	1%
Czech Anti-Doping Committee	5	-	-	-	-	-	-	-	-	-	-	-	5	1%
Comision Nacional de Cultura Fisica y Deporte Mexico	4	-	-	-	-	-	-	-	-	-	-	-	4	0.5%
Italian Ministry of Health Department	4	-	-	-	-	-	-	-	-	-	-	-	4	0.5%
Myanmar National Anti-Doping Organization	-	-	-	4	-	-	-	-	-	-	-	-	4	0.5%
South American Sports Drug Agency	4	-	-	-	-	-	-	-	-	-	-	-	4	0.5%
South East Asian Games Federation	4	-	-	-	-	-	-	-	-	-	-	-	4	0.5%
National Anti-Doping Agency Austria GmbH	-	-	-	3	-	-	-	-	-	-	-	-	3	0.3%
Estonian Anti-Doping Agency	-	-	-	2	-	-	-	-	-	-	-	-	2	0.2%
International Committee of Mediterranean Games	2	-	-	-	-	-	-	-	-	-	-	-	2	0.2%
Luxembourg NADO	-	-	-	1	-	-	-	-	-	-	-	-	1	0.1%
Australian Sports Anti-Doping Authority	-	-	-	1	-	-	-	-	-	-	-	-	1	0.1%
Hellenic National Council for Combatting Doping	-	-	-	1	-	-	-	-	-	-	-	-	1	0.1%
Guatemala NADO	1	-	-	-	-	-	-	-	-	-	-	-	1	0.1%
Hong Kong Anti-Doping Committee	-	-	-	1	-	-	-	-	-	-	-	-	1	0.1%
Israeli NADO	-	-	-	1	-	-	-	-	-	-	-	-	1	0.1%
Organisation Deportiva Bolivariana	-	-	-	1	-	-	-	-	-	-	-	-	1	0.1%
Comitato Permanente Antidoping	-	-	-	1	-	-	-	-	-	-	-	-	1	0.1%
	666	2	3	202	-	-	-	-	-	-	3	-	871	

Table 19: Olympic Sport - Athletics

Testing Authority (TA)	Urine						Blood						Total	
	Samples	IC	ATF	AAF	Samples	IC	ATF	AAF	Samples	IC	ATF	AAF	Samples	%
International Association of Athletics Federations	2430	29	23	1859	30	20	4	-	62	1	-	4355	17%	
Chinese Anti-Doping Agency	915	2	3	1845	-	4	26	-	68	-	-	2854	11%	
Russian National Anti-Doping Organization	804	10	19	1173	23	10	10	-	-	-	-	1987	8%	
United States Anti-Doping Agency	534	6	6	721	7	2	3	-	138	-	-	1396	6%	
National Anti Doping Agency -India	964	-	27	334	-	1	-	-	16	-	-	1314	5%	
Fédération Française de Athlétisme	908	6	14	107	-	-	77	-	39	-	-	1131	5%	
German National Anti-Doping Agency	25	-	-	841	-	-	-	-	48	-	-	914	4%	
Japan Anti-Doping Agency	382	-	-	235	-	-	6	-	13	-	-	636	3%	
European Athletics Association	561	6	4	-	-	-	-	-	-	-	-	561	2%	
Confederação Brasileira de Atletismo	451	-	8	2	-	-	-	-	-	-	-	453	2%	
Swedish Sports Confederation Anti-Doping Group	148	2	2	259	12	5	3	-	8	-	-	418	2%	
Autoridade Antidopagem de Portugal	227	-	3	112	1	-	-	-	59	-	-	398	2%	
Turkish NOC Anti-Doping Commission	328	4	33	54	-	15	-	-	-	-	-	382	2%	
UK Anti-Doping	147	-	-	190	-	-	5	-	29	-	-	371	1%	
Comitato Olimpico Nazionale Italiano	241	2	2	64	1	-	-	-	21	-	-	326	1%	
Antidoping Switzerland	223	2	4	86	4	-	-	-	6	-	-	315	1%	
Poland Commission against Doping in Sports	145	1	-	166	2	-	-	-	2	-	-	313	1%	
Romanian National Anti-Doping Agency	223	3	-	59	1	1	12	-	6	-	-	300	1%	
Deutscher Leichtathletik-Verband	299	-	1	-	-	-	-	-	-	-	-	299	1%	
Spanish Athletics Federation	153	-	-	108	-	-	-	-	6	-	-	267	1%	
Australian Sports Anti-Doping Authority	91	-	1	145	-	-	-	-	5	-	-	241	1%	
Kazakhstan National Anti-Doping Centre	86	1	2	146	-	1	-	-	-	-	-	232	1%	
South African Institute for Drug-Free Sport	215	1	5	17	1	1	-	-	-	-	-	232	1%	
Anti Doping Authority the Netherlands	97	2	-	109	3	1	-	-	5	-	-	211	1%	
Finnish Anti-Doping Agency	96	3	1	99	-	-	-	-	7	-	-	202	1%	
NADO Flanders	146	2	1	49	1	-	-	-	-	-	-	195	1%	
Cuba National Anti-Doping Agency	60	1	-	133	2	1	-	-	-	-	-	193	1%	
Jamaica Anti-Doping Commission	153	-	5	23	-	-	-	-	-	-	-	176	1%	
Italian Ministry of Health Department	167	1	-	-	-	-	-	-	-	-	-	167	1%	
Korean Anti-Doping Agency	59	-	-	106	2	-	-	-	-	-	-	165	1%	
Sports Authority of Thailand	52	-	-	110	-	-	-	-	-	-	-	162	1%	
Irish Sports Council	26	1	1	75	-	-	-	-	47	-	-	148	1%	
Anti-Doping Norway	60	2	2	83	10	-	-	-	-	-	-	143	1%	
Canadian Centre for Ethics in Sport	76	-	-	58	-	2	-	-	7	-	-	141	1%	
Czech Anti-Doping Committee	72	-	-	51	-	-	-	-	17	-	-	140	1%	
Qatar National Antidoping Committee	91	-	1	39	-	-	-	-	-	-	-	130	1%	
Africa Regional Anti-Doping Organization Zone V	65	-	-	50	-	-	-	-	-	-	-	115	0.5%	
Hellenic National Council for Combatting Doping	80	1	-	23	-	1	-	-	-	-	-	103	0.4%	
Magyar Antidopping Csoport - HUNADO	46	-	-	44	4	-	-	-	5	-	-	95	0.4%	
World Anti-Doping Agency	-	-	-	55	-	-	-	-	36	-	-	91	0.4%	
South East Asian Games Federation	87	1	2	-	-	-	-	-	-	-	-	87	0.3%	
National Anti-Doping Agency Austria GmbH	23	-	1	62	2	-	-	-	-	-	-	85	0.3%	
Anti Doping Denmark	33	2	-	47	3	-	-	-	-	-	-	80	0.3%	
Spain National Anti-Doping Agency	51	1	5	14	1	-	12	-	1	-	-	77	0.3%	
Colombian NADO	74	-	2	1	-	-	-	-	-	-	-	75	0.3%	
Comisión de Control y Seguimiento de la Salud y el Dopaje	40	-	-	31	-	-	-	-	-	-	-	71	0.3%	
International Committee of Mediterranean Games	65	-	-	-	-	-	3	-	-	-	-	68	0.3%	
Drug Free Sport New Zealand	18	-	-	38	-	-	-	-	4	-	-	60	0.2%	
East Asian Games Association	59	-	-	-	-	-	-	-	-	-	-	59	0.2%	
Bahamas Anti-Doping Commission	57	-	1	-	-	-	-	-	-	-	-	57	0.2%	
Egypt National Anti-doping Organization	43	-	-	14	-	1	-	-	-	-	-	57	0.2%	
Italian Athletics Federation	55	1	2	-	-	-	-	-	-	-	-	55	0.2%	
Saudi Arabian Antidoping Committee	50	-	4	5	-	-	-	-	-	-	-	55	0.2%	
Anti-Doping Agency of Serbia	42	-	-	12	-	-	-	-	-	-	-	54	0.2%	
French Community of Belgium NADO	41	-	-	12	-	-	-	-	-	-	-	53	0.2%	
Confederation of African Athletics	52	-	1	-	-	-	-	-	-	-	-	52	0.2%	
Anti-Doping Centre Bulgaria	20	-	-	28	-	-	-	-	-	-	-	48	0.2%	
Comision Nacional de Cultura Fisica y Deporte Mexico	42	-	2	2	-	-	-	-	-	-	-	44	0.2%	
Indonesian Anti-Doping Agency	44	-	2	-	-	-	-	-	-	-	-	44	0.2%	
Chinese Taipei Anti-Doping Agency	18	-	-	25	-	-	-	-	-	-	-	43	0.2%	
Union Française des Œuvres Laïques d'Éducation Physique	42	-	-	-	-	-	-	-	-	-	-	42	0.2%	
Olympic Council of Asia	41	-	1	-	-	-	-	-	-	-	-	41	0.2%	
Organización Deportiva Centroamericana y Caribeña	39	-	-	2	-	-	-	-	-	-	-	41	0.2%	
Venezuela NADO	37	-	-	3	-	-	-	-	-	-	-	40	0.2%	
Asian Athletics Association	39	-	-	-	-	-	-	-	-	-	-	39	0.2%	
Anti-Doping Agency of Malaysia	36	-	-	3	-	-	-	-	-	-	-	39	0.2%	
Luxembourg NADO	36	2	1	3	-	-	-	-	-	-	-	39	0.2%	
Cyprus Anti-Doping Authority	29	2	-	9	-	-	-	-	-	-	-	38	0.2%	
GV Gobierno Vasco	37	-	-	-	-	-	-	-	-	-	-	37	0.1%	
Belarus National Anti-Doping Agency	2	-	2	33	1	3	-	-	-	-	-	35	0.1%	
Caribbean Regional Anti-Doping Organization	14	-	-	21	-	-	-	-	-	-	-	35	0.1%	
Comité International des Jeux de la Francophonie	30	-	-	-	-	-	4	-	-	-	-	34	0.1%	
Agency for Anti-Doping Control of Bosnia and Herzegovina	25	-	-	8	-	-	-	-	-	-	-	33	0.1%	
Athletics Federation Nigeria	29	-	3	1	-	-	-	-	-	-	-	30	0.1%	
Sri Lanka Anti Doping Agency	30	-	1	-	-	-	-	-	-	-	-	30	0.1%	
Anti-Doping Singapore	-	-	-	29	-	-	-	-	-	-	-	29	0.1%	
Brazilian Paralympic Committee	28	-	-	-	-	-	-	-	-	-	-	28	0.1%	
NADO Algérienne	28	-	-	-	-	-	-	-	-	-	-	28	0.1%	

Table 19: Olympic Sport - Athletics - continued

Testing Authority (TA)	Urine						Blood						Total	
	Samples	IC ATF	AAF	Samples	ATF	AAF	Samples	IC ATF	AAF	Samples	ATF	AAF	Samples	%
Iran National Anti-Doping Organization	27	-	3	1	-	-	-	-	-	-	-	-	28	0.1%
Chile National Anti-Doping Commission	25	-	2	2	-	-	-	-	-	-	-	-	27	0.1%
Estonian Anti-Doping Agency	6	-	1	21	-	-	-	-	-	-	-	-	27	0.1%
Kuwait Anti-Doping Committee	26	-	4	-	-	-	-	-	-	-	-	-	26	0.1%
Oceania Regional Anti-Doping Organization	22	2	-	4	-	-	-	-	-	-	-	-	26	0.1%
Slovenian Antidoping Organization	17	1	-	9	-	-	-	-	-	-	-	-	26	0.1%
World Masters Athletics	25	1	1	-	-	-	-	-	-	-	-	-	25	0.1%
Kenya Athletics Federation	24	-	-	-	-	-	-	-	-	-	-	-	24	0.1%
Slovak Anti-Doping Agency	4	-	-	20	-	-	-	-	-	-	-	-	24	0.1%
Mexican federation of athletics	18	-	-	5	-	-	-	-	-	-	-	-	23	0.1%
Organisation Deportiva Bolivariana	22	-	-	1	-	-	-	-	-	-	-	-	23	0.1%
Croatian Institute for Toxicology and Antidoping	18	-	1	4	-	-	-	-	-	-	-	-	22	0.1%
Bermuda Sport Anti Doping Authority	19	-	-	2	-	-	-	-	-	-	-	-	21	0.1%
Mauritius Amateur Athletics Federation	20	-	-	-	-	-	-	-	-	-	-	-	20	0.1%
Anti-doping Organization of Pakistan	19	-	-	-	-	-	-	-	-	-	-	-	19	0.1%
Fédération française du sport adapté	-	-	-	18	-	-	-	-	-	-	-	-	18	0.1%
Gulf States and Yemen RADO	18	-	-	-	-	-	-	-	-	-	-	-	18	0.1%
Service de la Jeunesse et sport de la Polynésie Française	18	-	-	-	-	-	-	-	-	-	-	-	18	0.1%
University Sport Board of Thailand	18	-	-	-	-	-	-	-	-	-	-	-	18	0.1%
Botswana Olympic Committee	16	-	1	1	-	-	-	-	-	-	-	-	17	0.1%
Hong Kong Anti-Doping Committee	4	-	-	11	-	-	-	-	-	1	-	-	16	0.1%
Instituto do Desporto do Governo de Macau	16	-	2	-	-	-	-	-	-	-	-	-	16	0.1%
South American Sports Organization	15	-	-	-	-	-	1	-	-	-	-	-	16	0.1%
Israeli NADO	12	1	-	2	-	-	-	-	-	-	-	-	14	0.1%
Jordan Anti-doping Organization	3	1	-	10	-	-	-	-	-	-	-	-	13	0.1%
Bahrain Anti-Doping Committee	10	-	1	2	-	-	-	-	-	-	-	-	12	0.05%
Fédération des Clubs Sportif et Artistiques de la défense	12	-	-	-	-	-	-	-	-	-	-	-	12	0.05%
Anti-Doping Commission of Malta	8	-	-	4	-	-	-	-	-	-	-	-	12	0.05%
Angola Athletics Federation	11	-	-	-	-	-	-	-	-	-	-	-	11	0.04%
National Anti-Doping Commission of Barbados	11	-	-	-	-	-	-	-	-	-	-	-	11	0.04%
Federation Sportive et Gymnique du Travail	10	-	-	-	-	-	-	-	-	-	-	-	10	0.04%
Guatemala NADO	10	1	-	-	-	-	-	-	-	-	-	-	10	0.04%
National Olympic and Sports Association of Iceland	6	-	-	4	-	-	-	-	-	-	-	-	10	0.04%
Anti-Doping department of State Sports Medicine Centre	8	-	-	2	-	-	-	-	-	-	-	-	10	0.04%
Comision Nacional Antidopaje Peru	10	-	1	-	-	-	-	-	-	-	-	-	10	0.04%
Anti-Doping Uruguay	10	-	-	-	-	-	-	-	-	-	-	-	10	0.04%
Africa Zone IV	8	-	-	1	-	-	-	-	-	-	-	-	9	0.04%
International University Sport Federation	-	-	-	-	-	-	9	-	-	-	-	-	9	0.04%
Laos Anti Doping Commission	9	-	-	-	-	-	-	-	-	-	-	-	9	0.04%
Deutsche Jugendkraft-Sportverband	7	-	-	-	-	-	-	-	-	-	-	-	7	0.03%
Union Nationale du Sport Scolaire	7	-	1	-	-	-	-	-	-	-	-	-	7	0.03%
Bulgarian Athletics Federation	6	-	-	-	-	-	-	-	-	-	-	-	6	0.02%
Ministerium der Deutschsprachige Gemeinschaft Belgien	6	-	-	-	-	-	-	-	-	-	-	-	6	0.02%
International Association of Ultrarunners	6	-	-	-	-	-	-	-	-	-	-	-	6	0.02%
Lebanese Athletics Federation	5	-	1	1	-	1	-	-	-	-	-	-	6	0.02%
Nigeria National Anti-Doping Committee	6	-	-	-	-	-	-	-	-	-	-	-	6	0.02%
South American Sports Drug Agency	6	-	1	-	-	-	-	-	-	-	-	-	6	0.02%
South East Asia RADO	-	-	-	6	-	-	-	-	-	-	-	-	6	0.02%
World Mountain Running Association	6	-	-	-	-	-	-	-	-	-	-	-	6	0.02%
Africa Zone VI	-	-	-	5	-	-	-	-	-	-	-	-	5	0.02%
Georgian Anti-Doping Agency	4	-	-	1	-	-	-	-	-	-	-	-	5	0.02%
New Caledonia NADO	4	-	-	1	-	-	-	-	-	-	-	-	5	0.02%
Central Asia RADO	-	-	-	5	1	-	-	-	-	-	-	-	5	0.02%
2013 WMG Organizing Committee	5	-	1	-	-	-	-	-	-	-	-	-	5	0.02%
European Veterans Athletics Association	4	-	-	-	-	-	-	-	-	-	-	-	4	0.02%
Lesotho Ministry of Sport and Recreation	4	-	-	-	-	-	-	-	-	-	-	-	4	0.02%
Lithuanian Anti-Doping Agency	-	-	-	3	-	-	-	-	-	1	-	-	4	0.02%
National Anti-doping Center of Ukraine	-	-	-	4	-	1	-	-	-	-	-	-	4	0.02%
Suriname National Olympic Committee	4	-	-	-	-	-	-	-	-	-	-	-	4	0.02%
Africa Zone II & III	3	-	-	-	-	-	-	-	-	-	-	-	3	0.01%
Brunei Darussalam Anti-Doping Committee	-	-	-	3	-	-	-	-	-	-	-	-	3	0.01%
Eastern Europe RADO	-	-	-	3	-	-	-	-	-	-	-	-	3	0.01%
Israeli Athletic Association	3	1	1	-	-	-	-	-	-	-	-	-	3	0.01%
Flemish Athletics League	2	-	-	-	-	-	-	-	-	-	-	-	2	0.01%
Costa Rica NADO	-	-	-	2	-	-	-	-	-	-	-	-	2	0.01%
Confédération Sportive Internationale Travaille et Amateur	2	-	-	-	-	-	-	-	-	-	-	-	2	0.01%
International Paralympic Committee	2	-	-	-	-	-	-	-	-	-	-	-	2	0.01%
Montenegrin Olympic Committee	2	-	-	-	-	-	-	-	-	-	-	-	2	0.01%
National Anti Doping Agency Belize	-	-	-	2	-	-	-	-	-	-	-	-	2	0.01%
Comité Monegasque Antidopage	-	-	-	1	-	-	-	-	-	-	-	-	1	0.004%
Danish Athletics Federation	1	-	-	-	-	-	-	-	-	-	-	-	1	0.004%
Athletics Federation of Lithuania	1	-	-	-	-	-	-	-	-	-	-	-	1	0.004%
Puerto Rico Anti-Doping Organization	1	-	-	-	-	-	-	-	-	-	-	-	1	0.004%
Comitato Permanente Antidoping	-	-	-	1	-	-	-	-	-	-	-	-	1	0.004%
United Arab Emirates National Anti-doping Committee	-	-	-	1	-	-	-	-	-	-	-	-	1	0.004%
West Asia RADO	-	-	-	1	-	-	-	-	-	-	-	-	1	0.004%
	13914	105	220	10197	112	71	175	-	1	656	1	-	24942	

2013 Anti-Doping Testing Figures
Samples Analyzed and Reported by Accredited Laboratories in ADAMS

Table 20: Olympic Sport - Badminton

Testing Authority (TA)	Urine						Blood						Total	
	IC Samples	ATF	AAF	IC Samples	ATF	AAF	IC Samples	ATF	AAF	IC Samples	ATF	AAF	Samples	%
Badminton World Federation	257	1	-	100	1	-	-	-	-	-	-	-	357	28%
Japan Anti-Doping Agency	57	-	-	91	-	-	-	-	-	-	-	-	148	12%
Chinese Anti-Doping Agency	59	-	-	81	-	-	-	-	-	-	-	-	140	11%
French Community of Belgium NADO	47	-	1	4	-	-	-	-	-	-	-	-	51	4%
Fédération française de badminton	42	-	1	7	-	-	-	-	-	-	-	-	49	4%
National Anti Doping Agency -India	15	-	-	28	-	-	-	-	-	-	-	-	43	3%
Anti Doping Denmark	22	1	-	17	-	-	-	-	-	-	-	-	39	3%
Korean Anti-Doping Agency	7	-	-	32	-	-	-	-	-	-	-	-	39	3%
Chinese Taipei Anti-Doping Agency	6	-	-	24	-	-	-	-	-	-	-	-	30	2%
UK Anti-Doping	25	-	-	-	-	-	-	-	-	-	-	-	25	2%
Sports Authority of Thailand	11	-	-	13	-	-	-	-	-	-	-	-	24	2%
German National Anti-Doping Agency	-	-	-	19	-	-	-	-	-	-	-	-	19	2%
Spanish Badminton Federation	7	-	-	11	-	-	-	-	-	-	-	-	18	1%
Deutscher Badminton-Verband	17	-	-	-	-	-	-	-	-	-	-	-	17	1%
Turkish NOC Anti-Doping Commission	17	-	-	-	-	-	-	-	-	-	-	-	17	1%
Finnish Anti-Doping Agency	9	-	-	7	-	-	-	-	-	-	-	-	16	1%
Swedish Sports Confederation Anti-Doping Group	12	-	-	4	-	-	-	-	-	-	-	-	16	1%
Anti-Doping Singapore	-	-	-	14	-	-	-	-	-	-	-	-	14	1%
Australian Sports Anti-Doping Authority	13	-	-	1	-	-	-	-	-	-	-	-	14	1%
Hong Kong Badminton Association	13	-	-	-	-	-	-	-	-	-	-	-	13	1%
Romanian National Anti-Doping Agency	8	1	-	4	-	-	-	-	-	-	-	-	12	1%
NADO Flanders	6	-	-	5	-	-	-	-	-	-	-	-	11	1%
United States Anti-Doping Agency	4	-	-	7	-	-	-	-	-	-	-	-	11	1%
South East Asian Games Federation	10	-	-	-	-	-	-	-	-	-	-	-	10	1%
Indonesian Anti-Doping Agency	8	-	-	1	-	-	-	-	-	-	-	-	9	1%
Venezuela NADO	6	-	-	3	-	-	-	-	-	-	-	-	9	1%
Deutscher Baseball und Softball Verband	8	-	-	-	-	-	-	-	-	-	-	-	8	1%
Poland Commission against Doping in Sports	8	-	-	-	-	-	-	-	-	-	-	-	8	1%
East Asian Games Association	7	-	-	-	-	-	-	-	-	-	-	-	7	1%
Hong Kong Anti-Doping Committee	-	-	-	7	-	-	-	-	-	-	-	-	7	1%
Kazakhstan National Anti-Doping Centre	-	-	-	7	-	-	-	-	-	-	-	-	7	1%
Anti Doping Authority the Netherlands	6	-	-	-	-	-	-	-	-	-	-	-	6	0.5%
Comitato Olimpico Nazionale Italiano	6	-	-	-	-	-	-	-	-	-	-	-	6	0.5%
Autoridade Antidopagem de Portugal	4	-	-	1	-	-	-	-	-	-	-	-	5	0.4%
Czech Anti-Doping Committee	5	-	-	-	-	-	-	-	-	-	-	-	5	0.4%
Cuba National Anti-Doping Agency	-	-	-	5	-	-	-	-	-	-	-	-	5	0.4%
National Anti-Doping Agency Austria GmbH	-	-	-	5	-	-	-	-	-	-	-	-	5	0.4%
New Caledonia NADO	5	1	-	-	-	-	-	-	-	-	-	-	5	0.4%
Drug Free Sport New Zealand	4	-	-	-	-	-	-	-	-	-	-	-	4	0.3%
Faroe Sports Confederation	-	-	-	4	-	-	-	-	-	-	-	-	4	0.3%
Irish Sports Council	4	-	-	-	-	-	-	-	-	-	-	-	4	0.3%
Olympic Council of Asia	4	-	-	-	-	-	-	-	-	-	-	-	4	0.3%
Russian National Anti-Doping Organization	4	-	-	-	-	-	-	-	-	-	-	-	4	0.3%
Anti-Doping Centre Bulgaria	3	-	-	-	-	-	-	-	-	-	-	-	3	0.2%
Organisation Deportiva Bolivariana	3	-	-	-	-	-	-	-	-	-	-	-	3	0.2%
Badminton Asia Confederation	2	-	-	-	-	-	-	-	-	-	-	-	2	0.2%
Canadian Centre for Ethics in Sport	2	-	-	-	-	-	-	-	-	-	-	-	2	0.2%
International Committee of Mediterranean Games	2	-	-	-	-	-	-	-	-	-	-	-	2	0.2%
Jamaica Anti-Doping Commission	1	-	-	1	-	-	-	-	-	-	-	-	2	0.2%
South American Sports Organization	2	-	-	-	-	-	-	-	-	-	-	-	2	0.2%
University Sport Board of Thailand	2	-	-	-	-	-	-	-	-	-	-	-	2	0.2%
Estonian Anti-Doping Agency	-	-	-	1	1	-	-	-	-	-	-	-	1	0.1%
Total	760	4	2	504	2	-	-	-	-	-	-	-	1264	

Table 21: Olympic Sport - Basketball

Testing Authority (TA)	Urine						Blood						Total	
	Samples	IC ATF	AAF	Samples	IC ATF	AAF	Samples	IC ATF	AAF	Samples	IC ATF	AAF	Samples	%
International Basketball Federation	473	7	1	55	-	-	-	-	-	-	-	-	528	10%
Hellenic National Council for Combatting Doping	238	3	1	149	1	-	73	-	-	-	-	-	460	8%
Fédération française de basket-ball	139	-	8	217	-	-	7	-	-	17	-	-	380	7%
Turkish Basketball Federation	321	1	3	-	-	-	-	-	-	-	-	-	321	6%
Comitato Olimpico Nazionale Italiano	189	1	1	61	5	-	-	-	-	12	-	-	262	5%
Chinese Anti-Doping Agency	110	-	1	147	-	-	-	-	-	-	-	-	257	5%
Spanish Basketball Federation	165	-	1	82	-	-	-	-	-	-	-	-	247	4%
Romanian National Anti-Doping Agency	99	1	-	125	1	-	-	-	-	-	-	-	224	4%
Deutscher Basketball Bund	208	-	2	-	-	-	-	-	-	-	-	-	208	4%
Australian Sports Anti-Doping Authority	59	-	-	96	-	-	-	-	-	-	-	-	155	3%
Poland Commission against Doping in Sports	117	2	1	33	2	-	-	-	-	-	-	-	150	3%
French Community of Belgium NADO	90	-	1	51	-	-	-	-	-	-	-	-	141	3%
Japan Anti-Doping Agency	76	-	-	62	-	-	-	-	-	-	-	-	138	2%
Russian National Anti-Doping Organization	9	-	-	118	2	-	-	-	-	-	-	-	127	2%
Swedish Sports Confederation Anti-Doping Group	44	2	3	73	4	-	-	-	-	-	-	-	117	2%
Finnish Anti-Doping Agency	56	1	-	56	-	-	-	-	-	-	-	-	112	2%
Korean Anti-Doping Agency	65	-	-	24	-	-	-	-	-	-	-	-	89	2%
Anti-Doping Norway	53	2	1	35	2	-	-	-	-	-	-	-	88	2%
Venezuela NADO	82	-	-	2	-	-	-	-	-	-	-	-	84	2%
German National Anti-Doping Agency	4	-	-	74	-	-	-	-	-	-	-	-	78	1%
Spain National Anti-Doping Agency	76	1	-	-	-	-	-	-	-	-	-	-	76	1%
Autoridade Antidopagem de Portugal	50	-	1	24	-	-	-	-	-	-	-	-	74	1%
NADO Flanders	48	-	-	24	-	-	-	-	-	-	-	-	72	1%
Croatian Institute for Toxicology and Antidoping	51	-	-	19	2	-	-	-	-	-	-	-	70	1%
Sports Authority of Thailand	38	-	-	32	-	-	-	-	-	-	-	-	70	1%
Kazakhstan National Anti-Doping Centre	-	-	-	66	-	-	-	-	-	-	-	-	66	1%
Colombian NADO	56	-	2	-	-	-	-	-	-	-	-	-	56	1%
Anti Doping Denmark	28	2	-	27	3	-	-	-	-	-	-	-	55	1%
Czech Anti-Doping Committee	44	-	-	9	-	-	-	-	-	-	-	-	53	1%
Cuba National Anti-Doping Agency	-	-	-	50	1	-	-	-	-	-	-	-	50	1%
Anti-Doping Uruguay	48	-	-	1	-	-	-	-	-	-	-	-	49	1%
Anti-Doping Agency of Serbia	40	1	-	-	-	-	-	-	-	-	-	-	40	1%
Anti Doping Authority the Netherlands	37	-	-	-	-	-	-	-	-	-	-	-	37	1%
Saudi Arabian Antidoping Committee	32	-	4	5	-	-	-	-	-	-	-	-	37	1%
National Anti Doping Agency -India	16	-	-	15	-	-	-	-	-	-	-	-	31	1%
Italian Ministry of Health Department	28	-	-	-	-	-	-	-	-	-	-	-	28	1%
National Anti-Doping Agency Austria GmbH	4	-	-	24	1	-	-	-	-	-	-	-	28	1%
Drug Free Sport New Zealand	12	-	-	15	-	-	-	-	-	-	-	-	27	0.5%
Chinese Taipei Anti-Doping Agency	-	-	-	26	-	-	-	-	-	-	-	-	26	0.5%
Qatar National Antidoping Committee	12	-	-	13	-	-	-	-	-	-	-	-	25	0.5%
UK Anti-Doping	8	-	-	4	-	-	-	-	-	12	-	-	24	0.4%
Cyprus Anti-Doping Authority	21	-	-	-	-	-	-	-	-	-	-	-	21	0.4%
Magyar Antidopping Csoport - HUNADO	8	-	-	13	-	-	-	-	-	-	-	-	21	0.4%
Agency for Anti-Doping Control of Bosnia and Herzegovina	20	-	-	-	-	-	-	-	-	-	-	-	20	0.4%
Fédération internationale de Basketball Zone Afrique	20	-	-	-	-	-	-	-	-	-	-	-	20	0.4%
Antidoping Switzerland	12	-	-	8	-	-	-	-	-	-	-	-	20	0.4%
Anti-Doping Centre Bulgaria	16	-	-	2	-	-	-	-	-	-	-	-	18	0.3%
South East Asian Games Federation	17	-	-	-	-	-	-	-	-	-	-	-	17	0.3%
Comision Nacional de Cultura Fisica y Deporte Mexico	-	-	-	16	2	1	-	-	-	-	-	-	16	0.3%
Luxembourg NADO	14	-	-	-	-	-	-	-	-	-	-	-	14	0.3%
National Olympic and Sports Association of Iceland	8	-	1	6	-	-	-	-	-	-	-	-	14	0.3%
Belarus National Anti-Doping Agency	-	-	-	12	1	-	-	-	-	-	-	-	12	0.2%
Bahrain Anti-Doping Committee	12	-	1	-	-	-	-	-	-	-	-	-	12	0.2%
Canadian Centre for Ethics in Sport	-	-	-	12	-	-	-	-	-	-	-	-	12	0.2%
Kuwait Anti-Doping Committee	8	-	-	3	-	-	-	-	-	-	-	-	11	0.2%
Mexican federation of basketball	-	-	-	10	-	-	-	-	-	-	-	-	10	0.2%
Gulf States and Yemen RADO	9	-	-	-	-	-	-	-	-	-	-	-	9	0.2%
Union Sportive des Polices d'Europe	9	-	-	-	-	-	-	-	-	-	-	-	9	0.2%
Comité International des Jeux de la Francophonie	8	-	-	-	-	-	-	-	-	-	-	-	8	0.1%
Georgian Anti-Doping Agency	8	-	-	-	-	-	-	-	-	-	-	-	8	0.1%
Lithuanian Anti-Doping Agency	4	-	1	4	-	-	-	-	-	-	-	-	8	0.1%
Slovak Anti-Doping Agency	8	-	-	-	-	-	-	-	-	-	-	-	8	0.1%
Caribbean Regional Anti-Doping Organization	-	-	-	7	-	-	-	-	-	-	-	-	7	0.1%
East Asian Games Association	7	-	-	-	-	-	-	-	-	-	-	-	7	0.1%
International Committee of Mediterranean Games	6	-	-	-	-	-	-	-	-	-	-	-	6	0.1%
Anti-Doping department of State Sports Medicine Centre	2	-	-	4	-	-	-	-	-	-	-	-	6	0.1%
Anti-Doping Commission of Malta	6	-	-	-	-	-	-	-	-	-	-	-	6	0.1%
Federation Française de la Police Française	5	-	-	-	-	-	-	-	-	-	-	-	5	0.1%
Anti-Doping Agency of Malaysia	4	-	-	-	-	-	-	-	-	-	-	-	4	0.1%
Africa Zone II & III	4	-	-	-	-	-	-	-	-	-	-	-	4	0.1%
Africa Zone VI	-	-	-	4	-	-	-	-	-	-	-	-	4	0.1%
Irish Sports Council	4	-	-	-	-	-	-	-	-	-	-	-	4	0.1%
Myanmar National Anti-Doping Organization	-	-	-	4	-	-	-	-	-	-	-	-	4	0.1%
Organisation Deportiva Bolivariana	4	-	-	-	-	-	-	-	-	-	-	-	4	0.1%
Organización Deportiva Centroamericana y Caribeña	4	-	-	-	-	-	-	-	-	-	-	-	4	0.1%
Turkish NOC Anti-Doping Commission	4	-	-	-	-	-	-	-	-	-	-	-	4	0.1%
Comité Monegasque Antidopage	-	-	-	3	-	-	-	-	-	-	-	-	3	0.1%
Jamaica Anti-Doping Commission	2	-	-	1	-	-	-	-	-	-	-	-	3	0.1%
Jordan Anti-doping Organization	-	-	-	3	1	-	-	-	-	-	-	-	3	0.1%
Olympic Council of Asia	3	-	-	-	-	-	-	-	-	-	-	-	3	0.1%

2013 Anti-Doping Testing Figures
Samples Analyzed and Reported by Accredited Laboratories in ADAMS

Table 21: Olympic Sport - Basketball - continued

Testing Authority (TA)	Urine						Blood						Total				
	IC	ATF		AAF		OOC		IC	ATF		AAF		OOC	ATF	AAF	Samples	%
Anti-Doping Singapore	-	-	-	-	2	-	-	-	-	-	-	-	-	-	-	2	0.04%
Andorra National Anti-Doping Commission	-	-	-	-	2	-	-	-	-	-	-	-	-	-	-	2	0.04%
Costa Rica NADO	2	-	-	-	-	-	-	-	-	-	-	-	-	-	-	2	0.04%
Hong Kong Anti-Doping Committee	-	-	-	-	2	-	-	-	-	-	-	-	-	-	-	2	0.04%
Indonesian Anti-Doping Agency	2	-	-	-	-	-	-	-	-	-	-	-	-	-	-	2	0.04%
Iran National Anti-Doping Organization	2	-	-	-	-	-	-	-	-	-	-	-	-	-	-	2	0.04%
Turkish Cyprus Anti-Doping Agency	2	-	-	-	-	-	-	-	-	-	-	-	-	-	-	2	0.04%
Africa Zone IV	1	-	-	-	-	-	-	-	-	-	-	-	-	-	-	1	0.02%
Comitato Permanente Antidoping	-	-	-	-	1	-	-	-	-	-	-	-	-	-	-	1	0.02%
University Sport Board of Thailand	1	-	-	-	-	-	-	-	-	-	-	-	-	-	-	1	0.02%
	3492	24	34		1933	28	1	80	-	-		41	-	-		5546	

Table 22: Olympic Sport - Biathlon

Testing Authority (TA)	Urine						Blood						Total	
	IC			OOC			IC			OOC			Samples	%
	Samples	ATF	AAF	Samples	ATF	AAF	Samples	ATF	AAF	Samples	ATF	AAF		
International Biathlon Union	504	8	5	197	2	3	-	-	-	20	-	-	721	31%
Russian National Anti-Doping Organization	459	8	2	246	7	-	-	-	-	4	-	-	709	30%
German National Anti-Doping Agency	17	-	-	80	-	-	-	-	-	9	-	-	106	5%
World Anti-Doping Agency	-	-	-	57	2	-	-	-	-	39	-	-	96	4%
Canadian Centre for Ethics in Sport	28	-	-	42	-	-	-	-	-	17	-	-	87	4%
Kazakhstan National Anti-Doping Centre	52	-	1	18	-	-	-	-	-	-	-	-	70	3%
Poland Commission against Doping in Sports	34	-	-	31	-	-	-	-	-	-	-	-	65	3%
United States Anti-Doping Agency	8	-	-	43	-	-	-	-	-	-	-	-	51	2%
Anti-Doping Norway	16	1	-	25	-	-	-	-	-	-	-	-	41	2%
Swedish Sports Confederation Anti-Doping Group	9	1	1	31	1	1	-	-	-	1	-	-	41	2%
Korean Anti-Doping Agency	10	-	1	30	-	-	-	-	-	-	-	-	40	2%
Chinese Anti-Doping Agency	24	-	-	15	-	-	-	-	-	-	-	-	39	2%
Finnish Anti-Doping Agency	15	1	-	19	-	-	-	-	-	-	-	-	34	1%
National Anti-Doping Agency Austria GmbH	-	-	-	31	1	-	-	-	-	-	-	-	31	1%
Japan Anti-Doping Agency	8	-	-	20	-	-	-	-	-	-	-	-	28	1%
Comitato Olimpico Nazionale Italiano	6	-	-	19	-	-	-	-	-	-	-	-	25	1%
Antidoping Switzerland	-	-	-	21	-	-	-	-	-	3	-	-	24	1%
Fédération française de ski	9	-	-	13	-	-	-	-	-	1	-	-	23	1%
Czech Anti-Doping Committee	18	-	-	-	-	-	-	-	-	-	-	-	18	1%
UK Anti-Doping	-	-	-	17	-	-	-	-	-	-	-	-	17	1%
Anti-Doping Centre Bulgaria	9	-	-	5	-	-	-	-	-	-	-	-	14	1%
Estonian Anti-Doping Agency	-	-	-	14	-	-	-	-	-	-	-	-	14	1%
Belarus National Anti-Doping Agency	1	-	1	9	-	-	-	-	-	-	-	-	10	0.4%
Slovenian Antidoping Organization	-	-	-	10	2	-	-	-	-	-	-	-	10	0.4%
Romanian National Anti-Doping Agency	9	-	-	-	-	-	-	-	-	-	-	-	9	0.4%
Australian Sports Anti-Doping Authority	-	-	-	5	-	-	-	-	-	-	-	-	5	0.2%
Conseil International des Sports Militaires	4	-	-	-	-	-	-	-	-	-	-	-	4	0.2%
Anti-Doping department of State Sports Medicine Centre	-	-	-	2	-	-	-	-	-	-	-	-	2	0.1%
Andorra National Anti-Doping Commission	-	-	-	1	-	-	-	-	-	-	-	-	1	0.0%
Drug Free Sport New Zealand	-	-	-	1	-	-	-	-	-	-	-	-	1	0.04%
Magyar Antidopping Csoport - HUNADO	-	-	-	1	-	-	-	-	-	-	-	-	1	0.04%
Lithuanian Anti-Doping Agency	-	-	-	1	-	-	-	-	-	-	-	-	1	0.04%
	1240	19	11	1004	15	4	-	-	-	94	-	-	2338	

2013 Anti-Doping Testing Figures
Samples Analyzed and Reported by Accredited Laboratories in ADAMS

Table 23: Olympic Sport - Bobsleigh and Skeleton

Testing Authority (TA)	Urine						Blood						Total Samples	%
	IC Samples	ATF	AAF	IC Samples	ATF	AAF	IC Samples	ATF	AAF	IC Samples	ATF	AAF		
United States Anti-Doping Agency	82	3	1	180	6	-	-	-	-	25	-	-	287	21%
German National Anti-Doping Agency	13	-	-	230	-	-	-	-	-	-	-	-	243	18%
Russian National Anti-Doping Organization	96	-	-	46	2	-	-	-	-	-	-	-	142	10%
Antidoping Switzerland	14	-	1	111	1	-	-	-	-	16	-	-	141	10%
Canadian Centre for Ethics in Sport	39	-	-	78	-	-	-	-	-	-	-	-	117	9%
International Bobsleigh and Skeleton Federation	47	1	-	47	-	-	-	-	-	2	-	-	96	7%
World Anti-Doping Agency	-	-	-	40	-	-	-	-	-	40	-	-	80	6%
UK Anti-Doping	-	-	-	42	-	-	-	-	-	26	-	-	68	5%
Romanian National Anti-Doping Agency	21	-	-	30	-	-	-	-	-	-	-	-	51	4%
Anti Doping Authority the Netherlands	-	-	-	31	1	-	-	-	-	-	-	-	31	2%
Australian Sports Anti-Doping Authority	-	-	-	23	-	-	-	-	-	-	-	-	23	2%
Japan Anti-Doping Agency	4	-	-	17	-	-	-	-	-	-	-	-	21	2%
Anti-Doping department of State Sports Medicine Centre	-	-	-	17	-	-	-	-	-	-	-	-	17	1%
Comitato Olimpico Nazionale Italiano	-	-	-	13	-	-	-	-	-	-	-	-	13	1%
Korean Anti-Doping Agency	-	-	-	13	-	-	-	-	-	-	-	-	13	1%
National Anti-Doping Agency Austria GmbH	-	-	-	10	-	-	2	-	-	-	-	-	12	1%
NADO Flanders	-	-	-	5	-	-	-	-	-	-	-	-	5	0.4%
Czech Anti-Doping Committee	-	-	-	4	-	-	-	-	-	-	-	-	4	0.3%
Comité Monegasque Antidopage	-	-	-	4	-	-	-	-	-	-	-	-	4	0.3%
Croatian Institute for Toxicology and Antidoping	-	-	-	1	-	-	-	-	-	-	-	-	1	0.1%
Drug Free Sport New Zealand	-	-	-	1	-	-	-	-	-	-	-	-	1	0.1%
Fédération française des sports de glace	-	-	-	1	-	-	-	-	-	-	-	-	1	0.1%
Slovenian Antidoping Organization	-	-	-	1	-	-	-	-	-	-	-	-	1	0.1%
	316	4	2	945	10	-	2	-	-	109	-	-	1372	

Table 24: Olympic Sport - Boxing

Testing Authority (TA)	Urine						Blood						Total	
	IC	ATF	AAF	IC	ATF	AAF	IC	ATF	AAF	IC	ATF	AAF	Samples	%
National Anti Doping Agency -India	85	-	3	329	-	1	-	-	-	64	-	-	478	14%
Russian National Anti-Doping Organization	54	1	-	197	5	1	-	-	-	-	-	-	251	7%
Chinese Anti-Doping Agency	140	-	1	89	-	-	-	-	-	4	-	-	233	7%
United States Anti-Doping Agency	23	2	-	119	6	-	2	-	-	57	-	-	201	6%
Kazakhstan National Anti-Doping Centre	-	-	-	176	-	-	-	-	-	-	-	-	176	5%
International Boxing Association	157	4	3	18	-	-	-	-	-	-	-	-	175	5%
German National Anti-Doping Agency	40	-	1	107	-	-	-	-	-	-	-	-	147	4%
Poland Commission against Doping in Sports	36	1	2	77	-	-	-	-	-	4	-	-	117	3%
Romanian National Anti-Doping Agency	50	-	1	35	-	-	5	-	-	-	-	-	90	3%
NADO Flanders	82	1	6	3	-	-	-	-	-	-	-	-	85	2%
Korean Anti-Doping Agency	43	-	-	41	2	-	-	-	-	-	-	-	84	2%
Comitato Olimpico Nazionale Italiano	61	-	2	17	-	-	-	-	-	4	-	-	82	2%
European Boxing Confederation	74	2	1	-	-	-	-	-	-	-	-	-	74	2%
Antidoping Switzerland	42	-	1	28	-	-	-	-	-	-	-	-	70	2%
Sports Authority of Thailand	48	-	1	21	-	-	-	-	-	-	-	-	69	2%
Irish Sports Council	4	-	-	47	-	-	-	-	-	11	-	-	62	2%
Fédération française de boxe	52	-	4	9	-	1	-	-	-	-	-	-	61	2%
Australian Sports Anti-Doping Authority	15	-	-	26	-	-	-	-	-	10	-	-	51	1%
Swedish Sports Confederation Anti-Doping Group	17	-	-	33	3	1	-	-	-	-	-	-	50	1%
French Community of Belgium NADO	40	-	1	7	-	-	-	-	-	-	-	-	47	1%
South African Institute for Drug-Free Sport	44	-	-	-	-	-	-	-	-	-	-	-	44	1%
UK Anti-Doping	22	-	1	19	-	-	2	-	-	-	-	-	43	1%
Canadian Centre for Ethics in Sport	16	-	-	23	-	-	-	-	-	-	-	-	39	1%
Anti-Doping Norway	7	-	-	31	6	-	-	-	-	-	-	-	38	1%
European Boxing Union	37	2	1	-	-	-	-	-	-	-	-	-	37	1%
Finnish Anti-Doping Agency	17	1	-	20	2	-	-	-	-	-	-	-	37	1%
Magyar Antidopping Csoport - HUNADO	15	-	-	19	-	1	-	-	-	1	-	-	35	1%
Cuba National Anti-Doping Agency	26	-	-	7	-	-	-	-	-	-	-	-	33	1%
World Series Boxing	33	1	1	-	-	-	-	-	-	-	-	-	33	1%
Anti Doping Denmark	11	-	-	14	-	-	-	-	-	-	-	-	25	1%
Czech Anti-Doping Committee	13	-	-	12	-	-	-	-	-	-	-	-	25	1%
Jordan Anti-doping Organization	15	-	-	10	-	-	-	-	-	-	-	-	25	1%
Anti-Doping Centre Bulgaria	14	-	-	8	-	-	-	-	-	-	-	-	22	1%
Colombian NADO	-	-	-	18	-	-	-	-	-	-	-	-	18	1%
National Anti-Doping Agency Austria GmbH	15	-	-	3	-	-	-	-	-	-	-	-	18	1%
Brazilian Bowling Federation	17	-	-	-	-	-	-	-	-	-	-	-	17	0.5%
Japan Anti-Doping Agency	14	-	-	3	-	-	-	-	-	-	-	-	17	0.5%
Autoridade Antidopagem de Portugal	16	-	2	-	-	-	-	-	-	-	-	-	16	0.5%
Saudi Arabian Antidoping Committee	16	-	7	-	-	-	-	-	-	-	-	-	16	0.5%
Venezuela NADO	16	-	-	-	-	-	-	-	-	-	-	-	16	0.5%
Bund Deutscher Berufsboxer e.V	15	-	-	-	-	-	-	-	-	-	-	-	15	0.4%
Croatian Institute for Toxicology and Antidoping	7	-	1	7	-	-	-	-	-	-	-	-	14	0.4%
Organización Deportiva Centroamericana y Caribeña	14	-	-	-	-	-	-	-	-	-	-	-	14	0.4%
SportAccord Event Organiser	14	-	-	-	-	-	-	-	-	-	-	-	14	0.4%
South East Asian Games Federation	14	-	-	-	-	-	-	-	-	-	-	-	14	0.4%
Anti Doping Authority the Netherlands	10	-	-	3	-	-	-	-	-	-	-	-	13	0.4%
Comité Monegasque Antidopage	12	1	-	-	-	-	-	-	-	-	-	-	12	0.3%
Italian Ministry of Health Department	12	-	-	-	-	-	-	-	-	-	-	-	12	0.3%
Myanmar National Anti-Doping Organization	-	-	-	12	-	1	-	-	-	-	-	-	12	0.3%
Namibia National Olympic Committee	12	-	-	-	-	-	-	-	-	-	-	-	12	0.3%
Turkish NOC Anti-Doping Commission	-	-	-	12	-	-	-	-	-	-	-	-	12	0.3%
Brazilian Boxing Confederation	10	1	-	-	-	-	-	-	-	-	-	-	10	0.3%
Caribbean Regional Anti-Doping Organization	-	-	-	10	-	-	-	-	-	-	-	-	10	0.3%
Chile National Anti-Doping Commission	10	-	-	-	-	-	-	-	-	-	-	-	10	0.3%
International Committee of Mediterranean Games	10	-	-	-	-	-	-	-	-	-	-	-	10	0.3%
Central Asia RADO	-	-	-	9	-	1	-	-	-	-	-	-	9	0.3%
Confederação Brasileira de Boxe	8	-	-	-	-	-	-	-	-	-	-	-	8	0.2%
Georgian Anti-Doping Agency	4	-	-	4	-	-	-	-	-	-	-	-	8	0.2%
Italian Boxing federation	8	-	-	-	-	-	-	-	-	-	-	-	8	0.2%
World Boxing Council	8	-	-	-	-	-	-	-	-	-	-	-	8	0.2%
Spain National Anti-Doping Agency	-	-	-	7	-	-	-	-	-	-	-	-	7	0.2%
Anti-Doping Agency of Serbia	6	-	-	-	-	-	-	-	-	-	-	-	6	0.2%
Federacion Dominicana de Medicina del Deporte	6	-	-	-	-	-	-	-	-	-	-	-	6	0.2%
Kuwait Anti-Doping Committee	6	-	3	-	-	-	-	-	-	-	-	-	6	0.2%
Namibia Professional Boxing and Wrestling Control Board	6	-	-	-	-	-	-	-	-	-	-	-	6	0.2%
Organisation Deportiva Bolivariana	6	-	-	-	-	-	-	-	-	-	-	-	6	0.2%
University Sport Board of Thailand	6	-	-	-	-	-	-	-	-	-	-	-	6	0.2%
Spanish Boxing Federation (FEB)	-	-	-	5	-	-	-	-	-	-	-	-	5	0.1%
Jamaica Anti-Doping Commission	3	-	-	2	-	-	-	-	-	-	-	-	5	0.1%
Africa Regional Anti-Doping Organization Zone V	-	-	-	4	-	-	-	-	-	-	-	-	4	0.1%
Botswana Olympic Committee	4	-	-	-	-	-	-	-	-	-	-	-	4	0.1%
Comision Nacional de Cultura Fisica y Deporte Mexico	4	-	-	-	-	-	-	-	-	-	-	-	4	0.1%
Suomen Ammattinyrkkeilyto r.y.	4	-	-	-	-	-	-	-	-	-	-	-	4	0.1%
Federation Sportive et Gymnique du Travail	4	-	-	-	-	-	-	-	-	-	-	-	4	0.1%
Deutscher Amateur-Box-Verband	4	-	-	-	-	-	-	-	-	-	-	-	4	0.1%
International Boxing Federation	4	-	-	-	-	-	-	-	-	-	-	-	4	0.1%
World Boxing Association	4	-	-	-	-	-	-	-	-	-	-	-	4	0.1%
World Boxing Federation	4	-	-	-	-	-	-	-	-	-	-	-	4	0.1%
Africa Zone VI	-	-	-	3	-	-	-	-	-	-	-	-	3	0.1%
Koninklijke Belgische Boksbond	3	-	-	-	-	-	-	-	-	-	-	-	3	0.1%

2013 Anti-Doping Testing Figures
Samples Analyzed and Reported by Accredited Laboratories in ADAMS

Table 24: Olympic Sport - Boxing

Testing Authority (TA)	Urine						Blood						Total	
	IC Samples	ATF	AAF	IC Samples	ATF	AAF	IC Samples	ATF	AAF	IC Samples	ATF	AAF	Samples	%
Drug Free Sport New Zealand	3	-	-	-	-	-	-	-	-	-	-	-	3	0.1%
Guatemala NADO	3	-	-	-	-	-	-	-	-	-	-	-	3	0.1%
Hong Kong Anti-Doping Committee	-	-	-	3	-	-	-	-	-	-	-	-	3	0.1%
South American Sports Organization	3	-	-	-	-	-	-	-	-	-	-	-	3	0.1%
South American Sports Drug Agency	3	-	-	-	-	-	-	-	-	-	-	-	3	0.1%
Africa Zone I	-	-	-	2	-	-	-	-	-	-	-	-	2	0.1%
NADO Algérienne	2	-	-	-	-	-	-	-	-	-	-	-	2	0.1%
l'Agence Nationale Antidopage Tunisie	2	-	-	-	-	-	-	-	-	-	-	-	2	0.1%
Agency for Anti-Doping Control of Bosnia and Herzegovina	-	-	-	2	-	-	-	-	-	-	-	-	2	0.1%
Belarus National Anti-Doping Agency	-	-	-	2	1	-	-	-	-	-	-	-	2	0.1%
Estonian Anti-Doping Agency	-	-	-	2	-	-	-	-	-	-	-	-	2	0.1%
International University Sport Federation	-	-	-	-	-	-	2	-	-	-	-	-	2	0.1%
Indonesian Anti-Doping Agency	2	-	-	-	-	-	-	-	-	-	-	-	2	0.1%
Anti-Doping Uruguay	1	-	-	1	-	-	-	-	-	-	-	-	2	0.1%
World Anti-Doping Agency	-	-	-	2	-	-	-	-	-	-	-	-	2	0.1%
West Asia RADO	-	-	-	2	-	-	-	-	-	-	-	-	2	0.1%
Anti-Doping Singapore	-	-	-	1	-	-	-	-	-	-	-	-	1	0.03%
Africa Zone II & III	1	-	-	-	-	-	-	-	-	-	-	-	1	0.03%
Bermuda Sport Anti Doping Authority	1	-	-	-	-	-	-	-	-	-	-	-	1	0.03%
Cyprus Anti-Doping Authority	-	-	-	1	-	-	-	-	-	-	-	-	1	0.03%
Lithuanian Anti-Doping Agency	-	-	-	1	-	-	-	-	-	-	-	-	1	0.03%
Nigeria Boxing Federation	-	-	-	1	-	-	-	-	-	-	-	-	1	0.03%
Oceania Regional Anti-Doping Organization	-	-	-	1	-	-	-	-	-	-	-	-	1	0.03%
South East Asia RADO	-	-	-	1	-	-	-	-	-	-	-	-	1	0.03%
	1690	17	43	1666	25	7	11	-	-	155	-	-	3522	

Table 25: Olympic Sport - Canoe / Kayak

Testing Authority (TA)	Urine						Blood						Total Samples	%
	IC Samples	ATF	AAF	IC Samples	ATF	AAF	IC Samples	ATF	AAF	IC Samples	ATF	AAF		
Chinese Anti-Doping Agency	188	-	-	352	2	2	-	-	-	5	-	-	545	14%
Russian National Anti-Doping Organization	249	5	6	245	5	-	15	-	-	-	-	-	509	13%
German National Anti-Doping Agency	-	-	-	431	-	-	-	-	-	11	-	-	442	11%
International Canoe Federation	174	1	2	106	3	-	12	-	-	7	-	-	299	7%
Poland Commission against Doping in Sports	81	-	1	174	2	2	-	-	-	-	-	-	255	6%
Australian Sports Anti-Doping Authority	77	-	-	100	1	-	-	-	-	11	-	-	188	5%
Deutscher Kanu-Verband	141	1	1	-	-	-	-	-	-	-	-	-	141	4%
Spanish Federation Canoe/Kayak	53	-	-	81	-	1	-	-	-	1	-	-	135	3%
Canadian Centre for Ethics in Sport	51	-	1	62	-	1	-	-	-	12	-	-	125	3%
Kazakhstan National Anti-Doping Centre	66	-	1	55	-	-	-	-	-	-	-	-	121	3%
Romanian National Anti-Doping Agency	9	-	-	76	1	-	-	-	-	22	-	-	107	3%
French Canoe Kayak Federation	90	-	-	5	-	-	-	-	-	-	-	-	95	2%
Magyar Antidopping Csoport - HUNADO	12	-	-	67	-	1	-	-	-	15	-	-	94	2%
Czech Anti-Doping Committee	36	-	-	23	-	-	-	-	-	4	-	-	63	2%
Autoridade Antidopagem de Portugal	13	-	-	29	-	-	-	-	-	11	-	-	53	1%
Comitato Olimpico Nazionale Italiano	24	-	-	24	3	-	-	-	-	-	-	-	48	1%
Swedish Sports Confederation Anti-Doping Group	15	-	-	24	-	-	-	-	-	8	-	-	47	1%
Slovak Anti-Doping Agency	20	-	-	24	2	-	-	-	-	-	-	-	44	1%
Japan Anti-Doping Agency	27	-	-	16	-	-	-	-	-	-	-	-	43	1%
UK Anti-Doping	-	-	-	33	-	-	3	-	-	6	-	-	42	1%
National Anti Doping Agency -India	20	-	-	17	-	-	-	-	-	-	-	-	37	1%
National Anti-Doping Agency Austria GmbH	6	-	-	30	2	-	-	-	-	-	-	-	36	1%
Anti Doping Denmark	6	1	-	28	-	-	-	-	-	-	-	-	34	1%
Brazilian Canoe Confederation	34	1	3	-	-	-	-	-	-	-	-	-	34	1%
Cuba National Anti-Doping Agency	-	-	-	34	2	-	-	-	-	-	-	-	34	1%
Irish Sports Council	-	-	-	16	-	-	-	-	-	17	-	-	33	1%
Finnish Anti-Doping Agency	15	-	-	16	2	-	-	-	-	1	-	-	32	1%
European Canoe Association (ECA)	31	-	1	-	-	-	-	-	-	-	-	-	31	1%
South African Institute for Drug-Free Sport	29	-	-	1	-	-	-	-	-	-	-	-	30	1%
United States Anti-Doping Agency	12	-	1	13	-	-	-	-	-	-	-	-	25	1%
Drug Free Sport New Zealand	10	-	-	13	-	-	-	-	-	-	-	-	23	1%
Anti-Doping Norway	17	-	-	5	-	-	-	-	-	-	-	-	22	1%
International World Games Association	20	-	-	-	-	-	2	-	-	-	-	-	22	1%
Anti-Doping Centre Bulgaria	12	-	-	9	-	-	-	-	-	-	-	-	21	1%
Antidoping Switzerland	12	-	-	9	-	-	-	-	-	-	-	-	21	1%
Italian Ministry of Health Department	20	-	-	-	-	-	-	-	-	-	-	-	20	0.5%
Anti-Doping Agency of Serbia	13	-	-	5	-	-	-	-	-	-	-	-	18	0.4%
Korean Anti-Doping Agency	3	-	-	14	-	-	-	-	-	-	-	-	17	0.4%
Chile National Anti-Doping Commission	15	-	-	-	-	-	-	-	-	-	-	-	15	0.4%
International Committee of Mediterranean Games	14	-	1	-	-	-	-	-	-	-	-	-	14	0.3%
Anti-Doping Singapore	-	-	-	13	-	-	-	-	-	-	-	-	13	0.3%
Organisation Deportiva Bolivariana	12	-	1	-	-	-	-	-	-	-	-	-	12	0.3%
South East Asian Games Federation	11	-	-	-	-	-	-	-	-	-	-	-	11	0.3%
Sports Authority of Thailand	-	-	-	10	-	-	-	-	-	-	-	-	10	0.2%
Venezuela NADO	9	-	-	-	-	-	-	-	-	-	-	-	9	0.2%
Hellenic National Council for Combatting Doping	6	-	-	-	-	-	-	-	-	-	-	-	6	0.1%
Spain National Anti-Doping Agency	6	-	2	-	-	-	-	-	-	-	-	-	6	0.1%
Lithuanian Anti-Doping Agency	-	-	-	4	-	-	-	-	-	2	-	-	6	0.1%
Oceania Regional Anti-Doping Organization	-	-	-	6	-	-	-	-	-	-	-	-	6	0.1%
Belarus National Anti-Doping Agency	-	-	-	4	-	2	-	-	-	-	-	-	4	0.1%
Myanmar National Anti-Doping Organization	-	-	-	4	-	-	-	-	-	-	-	-	4	0.1%
NADO Flanders	-	-	-	4	-	-	-	-	-	-	-	-	4	0.1%
South American Sports Organization	4	-	-	-	-	-	-	-	-	-	-	-	4	0.1%
French Community of Belgium NADO	-	-	-	3	-	-	-	-	-	-	-	-	3	0.1%
Hong Kong Anti-Doping Committee	-	-	-	2	-	-	-	-	-	-	-	-	2	0.05%
Iran National Anti-Doping Organization	-	-	-	2	-	-	-	-	-	-	-	-	2	0.05%
Anti-Doping department of State Sports Medicine Centre	-	-	-	2	-	-	-	-	-	-	-	-	2	0.05%
National Sports Council of Education	-	-	-	2	-	-	-	-	-	-	-	-	2	0.05%
Guatemala NADO	1	-	-	-	-	-	-	-	-	-	-	-	1	0.02%
Anti-Doping Commission of Malta	-	-	-	1	-	-	-	-	-	-	-	-	1	0.02%
Slovenian Antidoping Organization	-	-	-	1	-	-	-	-	-	-	-	-	1	0.02%
	1664	9	21	2195	25	9	32	-	-	133	-	-	4024	

2013 Anti-Doping Testing Figures
Samples Analyzed and Reported by Accredited Laboratories in ADAMS

Table 26: Olympic Sport - Curling

Testing Authority (TA)	Urine						Blood						Total	
	IC Samples	ATF	AAF	IC Samples	ATF	AAF	IC Samples	ATF	AAF	IC Samples	ATF	AAF	Samples	%
World Curling Federation	42	-	1	66	-	-	-	-	-	-	-	-	108	20%
Russian National Anti-Doping Organization	8	-	-	78	2	-	-	-	-	-	-	-	86	16%
United States Anti-Doping Agency	33	-	-	48	-	-	-	-	-	-	-	-	81	15%
Chinese Anti-Doping Agency	-	-	-	41	-	-	-	-	-	-	-	-	41	8%
Japan Anti-Doping Agency	17	-	-	15	-	-	-	-	-	-	-	-	32	6%
German National Anti-Doping Agency	6	-	-	25	-	-	-	-	-	-	-	-	31	6%
Korean Anti-Doping Agency	10	-	-	15	-	-	-	-	-	-	-	-	25	5%
Antidoping Switzerland	20	-	1	5	-	-	-	-	-	-	-	-	25	5%
Canadian Centre for Ethics in Sport	16	-	-	1	-	-	-	-	-	-	-	-	17	3%
Kazakhstan National Anti-Doping Centre	-	-	-	16	-	-	-	-	-	-	-	-	16	3%
Swedish Sports Confederation Anti-Doping Group	12	-	-	4	1	-	-	-	-	-	-	-	16	3%
Czech Anti-Doping Committee	5	-	-	6	-	-	-	-	-	-	-	-	11	2%
Anti-Doping Norway	10	-	-	-	-	-	-	-	-	-	-	-	10	2%
Anti Doping Authority the Netherlands	-	-	-	9	-	-	-	-	-	-	-	-	9	2%
Anti Doping Denmark	-	-	-	8	-	-	-	-	-	-	-	-	8	1%
Finnish Anti-Doping Agency	8	-	-	-	-	-	-	-	-	-	-	-	8	1%
Spanish Ice Sports Federation	6	-	-	-	-	-	-	-	-	-	-	-	6	1%
Anti-Doping department of State Sports Medicine Centre	-	-	-	5	-	-	-	-	-	-	-	-	5	1%
UK Anti-Doping	-	-	-	2	-	-	-	-	-	-	-	-	2	0.4%
	193	-	2	344	3	-	-	-	-	-	-	-	537	

Table 27: Olympic Sport - Cycling

Testing Authority (TA)	Urine						Blood						Total	
	Samples	IC ATF	AAF	Samples	OOO ATF	AAF	Samples	IC ATF	AAF	Samples	OOO ATF	AAF	Samples	%
International Cycling Union	6006	146	78	2966	59	8	298	-	-	69	-	-	9339	42%
United States Anti-Doping Agency	574	1	8	525	3	3	2	-	-	117	-	-	1218	5%
Fédération française de cyclisme	894	3	19	80	-	-	91	-	1	41	-	-	1106	5%
Chinese Anti-Doping Agency	318	-	1	497	-	-	8	-	-	15	-	-	838	4%
Russian National Anti-Doping Organization	571	12	13	175	8	2	48	-	-	15	-	-	809	4%
NADO Flanders	437	16	8	316	4	1	-	-	-	-	-	-	753	3%
Comitato Olimpico Nazionale Italiano	481	13	7	126	17	1	14	-	-	91	-	-	712	3%
Colombian NADO	320	-	7	30	-	-	30	-	1	-	-	-	380	2%
Autoridade Antidopagem de Portugal	134	6	-	126	1	2	-	-	-	96	-	-	356	2%
South African Institute for Drug-Free Sport	265	2	11	75	1	1	-	-	-	-	-	-	340	2%
Australian Sports Anti-Doping Authority	141	-	3	181	2	1	-	-	-	9	-	-	331	1%
German National Anti-Doping Agency	25	-	-	261	-	2	-	-	-	45	-	-	331	1%
Italian Ministry of Health Department	315	13	25	11	-	-	-	-	-	-	-	-	326	1%
Anti Doping Authority the Netherlands	152	8	2	148	3	-	-	-	-	1	-	-	301	1%
UK Anti-Doping	127	-	-	148	1	-	2	-	-	21	-	-	298	1%
French Community of Belgium NADO	150	5	3	147	3	-	-	-	-	-	-	-	297	1%
Canadian Centre for Ethics in Sport	91	1	-	98	-	-	31	-	-	33	-	-	253	1%
Bund Deutscher Radfahrer	250	1	-	-	-	-	-	-	-	-	-	-	250	1%
Korea Cycle Racing Association	241	-	-	-	-	-	-	-	-	-	-	-	241	1%
Poland Commission against Doping in Sports	223	3	2	14	-	-	4	-	-	-	-	-	241	1%
National Anti-Doping Agency Austria GmbH	52	2	4	161	1	1	-	-	-	-	-	-	213	1%
Japan Anti-Doping Agency	171	-	1	32	-	-	-	-	-	4	-	-	207	1%
Antidoping Switzerland	54	-	4	119	9	1	-	-	-	28	-	-	201	1%
National Anti Doping Agency -India	167	-	2	16	-	-	-	-	-	-	-	-	183	1%
Spanish Cycling Federation	131	-	1	50	-	-	-	-	-	-	-	-	181	1%
Anti Doping Denmark	108	4	-	69	2	-	-	-	-	-	-	-	177	1%
Cuba National Anti-Doping Agency	32	-	-	89	-	-	-	-	-	20	-	-	141	1%
Koninklijke Belgische Wielrijdersbond	134	3	-	-	-	-	-	-	-	-	-	-	134	1%
Comision Nacional de Cultura Fisica y Deporte Mexico	86	2	12	29	-	-	-	-	-	13	-	-	128	1%
Chile National Anti-Doping Commission	101	3	8	16	1	-	-	-	-	-	-	-	117	1%
Irish Sports Council	26	1	-	52	-	-	-	-	-	36	-	-	114	1%
Swedish Sports Confederation Anti-Doping Group	42	2	3	56	1	-	-	-	-	5	-	-	103	0.5%
Drug Free Sport New Zealand	37	-	1	64	-	-	-	-	-	-	-	-	101	0.5%
Venezuela NADO	91	4	2	1	-	-	-	-	-	-	-	-	92	0.4%
Anti-Doping Norway	40	1	2	42	1	-	-	-	-	-	-	-	82	0.4%
Finnish Anti-Doping Agency	40	1	1	34	1	-	-	-	-	-	-	-	74	0.3%
Korean Anti-Doping Agency	28	-	-	46	-	-	-	-	-	-	-	-	74	0.3%
Czech Anti-Doping Committee	58	-	1	12	-	-	-	-	-	-	-	-	70	0.3%
Guatemala NADO	61	-	-	-	-	-	-	-	-	-	-	-	61	0.3%
Spain National Anti-Doping Agency	56	1	2	1	-	-	3	-	-	-	-	-	60	0.3%
Kazakhstan National Anti-Doping Centre	-	-	-	57	3	-	-	-	-	-	-	-	57	0.3%
Sports Authority of Thailand	29	-	-	26	-	-	-	-	-	-	-	-	55	0.2%
Union Française des Œuvres Laïques d'Éducation Physique	50	-	4	-	-	-	4	-	-	-	-	-	54	0.2%
Ecuador NADO	44	-	1	-	-	-	-	-	-	-	-	-	44	0.2%
Hellenic National Council for Combatting Doping	41	-	1	2	-	-	-	-	-	-	-	-	43	0.2%
GV Gobierno Vasco	39	-	1	-	-	-	-	-	-	-	-	-	39	0.2%
Luxembourg NADO	21	1	-	8	-	-	-	-	-	7	-	-	36	0.2%
Slovenian Antidoping Organization	22	-	-	14	1	-	-	-	-	-	-	-	36	0.2%
Chinese Taipei Anti-Doping Agency	15	-	-	20	-	-	-	-	-	-	-	-	35	0.2%
Organisation Deportiva Bolivariana	30	-	-	-	-	-	-	-	-	-	-	-	30	0.1%
Anti-Doping Uruguay	26	1	-	3	-	-	-	-	-	-	-	-	29	0.1%
Qatar National Antidoping Committee	-	-	-	27	-	-	-	-	-	-	-	-	27	0.1%
Magyar Antidopping Csoport - HUNADO	10	-	1	10	-	-	-	-	-	6	-	-	26	0.1%
Hong Kong Anti-Doping Committee	2	-	-	18	-	-	-	-	-	5	-	-	25	0.1%
New Caledonia NADO	25	-	2	-	-	-	-	-	-	-	-	-	25	0.1%
Federation Sportive et Gymnique du Travail	23	-	2	-	-	-	-	-	-	-	-	-	23	0.1%
Brazilian Cycling Confederation	22	-	2	-	-	-	-	-	-	-	-	-	22	0.1%
Arab Cycling Federation	21	-	-	-	-	-	-	-	-	-	-	-	21	0.1%
Organización Deportiva Centroamericana y Caribeña	21	-	-	-	-	-	-	-	-	-	-	-	21	0.1%
South East Asian Games Federation	21	-	-	-	-	-	-	-	-	-	-	-	21	0.1%
Costa Rica NADO	14	1	-	5	-	-	-	-	-	-	-	-	19	0.1%
Anti-Doping Singapore	5	-	-	8	-	-	5	-	-	-	-	-	18	0.1%
Croatian Institute for Toxicology and Antidoping	9	-	-	9	-	-	-	-	-	-	-	-	18	0.1%
Mexican federation of cycling	17	-	-	-	-	-	-	-	-	-	-	-	17	0.1%
Turkish NOC Anti-Doping Commission	16	-	1	-	-	-	-	-	-	-	-	-	16	0.1%
Anti-Doping Centre Bulgaria	9	-	-	5	1	-	-	-	-	-	-	-	14	0.1%
Comisión de Control y Seguimiento de la Salud y el Dopaje	4	-	-	9	-	-	-	-	-	-	-	-	13	0.1%
Conseil International des Sports Militaires	12	-	-	-	-	-	-	-	-	-	-	-	12	0.1%
East Asian Games Association	12	-	-	-	-	-	-	-	-	-	-	-	12	0.1%
Federation Française de la Police Française	12	-	-	-	-	-	-	-	-	-	-	-	12	0.1%
Anti-Doping Agency of Serbia	6	-	-	5	-	-	-	-	-	-	-	-	11	0.05%
Africa Regional Anti-Doping Organization Zone V	-	-	-	11	-	-	-	-	-	-	-	-	11	0.05%
Anti-Doping Commission of Malta	10	1	1	1	-	-	-	-	-	-	-	-	11	0.05%
Africa Zone II & III	10	-	1	-	-	-	-	-	-	-	-	-	10	0.04%
Federacion Dominicana de Medicina del Deporte	10	-	-	-	-	-	-	-	-	-	-	-	10	0.04%
JKA (Keirin) Foundation	9	-	-	-	-	-	-	-	-	-	-	-	9	0.04%
Comité International des Jeux de la Francophonie	4	-	-	-	-	-	4	-	-	-	-	-	8	0.04%
Anti-Doping department of State Sports Medicine Centre	5	-	-	3	-	-	-	-	-	-	-	-	8	0.04%
Bermuda Sport Anti Doping Authority	7	-	-	-	-	-	-	-	-	-	-	-	7	0.03%

2013 Anti-Doping Testing Figures
Samples Analyzed and Reported by Accredited Laboratories in ADAMS

Table 27: Olympic Sport - Cycling - continued

Testing Authority (TA)	Urine						Blood						Total	
	IC Samples	ATF	AAF	Samples	ATF	AAF	IC Samples	ATF	AAF	Samples	ATF	AAF	Samples	%
Iran National Anti-Doping Organization	7	-	1	-	-	-	-	-	-	-	-	-	7	0.03%
Africa Zone VI	-	-	-	6	-	-	-	-	-	-	-	-	6	0.03%
Australian Cycling Federation	6	2	-	-	-	-	-	-	-	-	-	-	6	0.03%
Agency for Anti-Doping Control of Bosnia and Herzegovina	6	-	-	-	-	-	-	-	-	-	-	-	6	0.03%
Cyprus Anti-Doping Authority	6	-	-	-	-	-	-	-	-	-	-	-	6	0.03%
Mauritius Cycling Federation	6	-	-	-	-	-	-	-	-	-	-	-	6	0.03%
South American Sports Organization	6	-	-	-	-	-	-	-	-	-	-	-	6	0.03%
Puerto Rico Anti-Doping Organization	6	-	1	-	-	-	-	-	-	-	-	-	6	0.03%
Argentina National Anti-Doping Agency	5	-	-	-	-	-	-	-	-	-	-	-	5	0.02%
Brunei Darussalam Anti-Doping Committee	5	-	-	-	-	-	-	-	-	-	-	-	5	0.02%
National Anti Doping Agency Belize	5	1	-	-	-	-	-	-	-	-	-	-	5	0.02%
Slovak Anti-Doping Agency	-	-	-	5	-	-	-	-	-	-	-	-	5	0.02%
Agence Française de Lutte contre le Dopage	-	-	-	2	-	-	-	-	-	2	-	-	4	0.02%
International Committee of Mediterranean Games	4	-	-	-	-	-	-	-	-	-	-	-	4	0.02%
Myanmar National Anti-Doping Organization	-	-	-	4	-	-	-	-	-	-	-	-	4	0.02%
Suriname National Olympic Committee	4	-	-	-	-	-	-	-	-	-	-	-	4	0.02%
Africa Zone IV	3	-	-	-	-	-	-	-	-	-	-	-	3	0.01%
Andorra National Anti-Doping Commission	3	-	-	-	-	-	-	-	-	-	-	-	3	0.01%
Georgian Anti-Doping Agency	3	-	-	-	-	-	-	-	-	-	-	-	3	0.01%
Jamaica Anti-Doping Commission	2	-	-	1	-	-	-	-	-	-	-	-	3	0.01%
Olympic Committee – Puerto Rico	3	-	-	-	-	-	-	-	-	-	-	-	3	0.01%
South East Asia RADO	-	-	-	3	-	1	-	-	-	-	-	-	3	0.01%
Bhutan Olympic Committee	2	-	-	-	-	-	-	-	-	-	-	-	2	0.01%
Bahrain Anti-Doping Committee	-	-	-	2	-	-	-	-	-	-	-	-	2	0.01%
Lithuanian Anti-Doping Agency	-	-	-	1	-	-	-	-	-	1	-	-	2	0.01%
2013 WMG Organizing Committee	2	-	-	-	-	-	-	-	-	-	-	-	2	0.01%
Estonian Anti-Doping Agency	-	-	-	1	-	-	-	-	-	-	-	-	1	0.004%
Eastern Europe RADO	-	-	-	1	-	-	-	-	-	-	-	-	1	0.004%
Comitato Permanente Antidoping	-	-	-	1	-	-	-	-	-	-	-	-	1	0.004%
	13947	261	250	7081	123	24	544	-	2	680	-	-	22252	

Table 28: Olympic Sport - Equestrian Sports

Testing Authority (TA)	Urine						Blood						Total	
	IC	ATF	AAF	IC	ATF	AAF	IC	ATF	AAF	IC	ATF	AAF	Samples	%
Irish Turf Club	165	-	4	-	-	-	-	-	-	-	-	-	165	29%
Fédération Equestre Internationale	28	-	1	20	-	-	-	-	-	-	-	-	48	8%
German National Anti-Doping Agency	18	-	1	24	-	-	-	-	-	-	-	-	42	7%
Autoridade Antidopagem de Portugal	31	-	-	1	-	-	-	-	-	-	-	-	32	6%
Chinese Anti-Doping Agency	26	-	-	-	-	-	-	-	-	-	-	-	26	5%
France Equestrian Federation	25	-	-	-	-	-	-	-	-	-	-	-	25	4%
Japan Anti-Doping Agency	25	-	-	-	-	-	-	-	-	-	-	-	25	4%
Russian National Anti-Doping Organization	20	-	1	-	-	-	-	-	-	-	-	-	20	4%
Comitato Olimpico Nazionale Italiano	14	-	-	-	-	-	-	-	-	-	-	-	14	2%
Anti Doping Authority the Netherlands	12	-	-	1	-	-	-	-	-	-	-	-	13	2%
Czech Anti-Doping Committee	13	-	-	-	-	-	-	-	-	-	-	-	13	2%
Korean Anti-Doping Agency	7	-	1	6	-	-	-	-	-	-	-	-	13	2%
Antidoping Switzerland	10	-	-	3	-	-	-	-	-	-	-	-	13	2%
Swedish Sports Confederation Anti-Doping Group	12	-	-	-	-	-	-	-	-	-	-	-	12	2%
Sports Authority of Thailand	-	-	-	11	-	-	-	-	-	-	-	-	11	2%
Equestrian Federation Spain	7	-	2	3	-	-	-	-	-	-	-	-	10	2%
Irish Sports Council	9	-	-	-	-	-	-	-	-	-	-	-	9	2%
United States Anti-Doping Agency	9	-	-	-	-	-	-	-	-	-	-	-	9	2%
Anti-Doping Norway	8	-	-	-	-	-	-	-	-	-	-	-	8	1%
Italian Ministry of Health Department	8	-	-	-	-	-	-	-	-	-	-	-	8	1%
NADO Flanders	7	-	2	-	-	-	-	-	-	-	-	-	7	1%
Finnish Anti-Doping Agency	6	-	-	-	-	-	-	-	-	-	-	-	6	1%
Slovak Anti-Doping Agency	6	-	-	-	-	-	-	-	-	-	-	-	6	1%
Hong Kong Anti-Doping Committee	-	-	-	4	-	-	-	-	-	1	-	-	5	1%
Canadian Centre for Ethics in Sport	4	-	-	-	-	-	-	-	-	-	-	-	4	1%
GV Gobierno Vasco	4	-	1	-	-	-	-	-	-	-	-	-	4	1%
National Anti-Doping Agency Austria GmbH	-	-	-	4	-	-	-	-	-	-	-	-	4	1%
Qatar National Antidoping Committee	-	-	-	4	-	-	-	-	-	-	-	-	4	1%
Romanian National Anti-Doping Agency	1	-	-	1	-	-	-	-	-	-	-	-	2	0.4%
Spain National Anti-Doping Agency	2	-	-	-	-	-	-	-	-	-	-	-	2	0.4%
Myanmar National Anti-Doping Organization	-	-	-	2	-	-	-	-	-	-	-	-	2	0.4%
Organización Deportiva Centroamericana y Caribeña	2	-	-	-	-	-	-	-	-	2	-	-	2	0.4%
Bermuda Sport Anti Doping Authority	-	-	-	1	-	-	-	-	-	-	-	-	1	0.2%
Guatemala NADO	1	-	-	-	-	-	-	-	-	-	-	-	1	0.2%
	480	-	13	85	-	-	-	-	-	1	-	-	566	

Table 29: Olympic Sport - Fencing

Testing Authority (TA)	Urine						Blood						Total	
	IC	ATF	AAF	IC	ATF	AAF	IC	ATF	AAF	IC	ATF	AAF	Samples	%
Fédération Internationale d'Escrime	357	8	-	41	3	-	-	-	-	-	-	-	398	20%
Russian National Anti-Doping Organization	72	1	2	127	-	-	-	-	-	-	-	-	199	10%
Chinese Anti-Doping Agency	102	-	-	95	-	-	-	-	-	-	-	-	197	10%
Romanian National Anti-Doping Agency	55	-	-	37	-	-	-	-	-	-	-	-	92	5%
Kazakhstan National Anti-Doping Centre	-	-	-	85	-	2	-	-	-	-	-	-	85	4%
Japan Anti-Doping Agency	29	-	-	55	-	-	-	-	-	-	-	-	84	4%
Korean Anti-Doping Agency	7	-	-	61	-	-	-	-	-	-	-	-	68	3%
German National Anti-Doping Agency	-	-	-	66	-	-	-	-	-	-	-	-	66	3%
French Fencing Federation	57	-	1	-	-	-	-	-	-	-	-	-	57	3%
Italian Ministry of Health Department	56	-	-	-	-	-	-	-	-	-	-	-	56	3%
Comitato Olimpico Nazionale Italiano	26	1	-	28	2	-	-	-	-	-	-	-	54	3%
Spain Federation of Fencing	14	-	-	38	-	-	-	-	-	-	-	-	52	3%
Magyar Antidopping Csoport - HUNADO	7	-	-	35	7	-	-	-	-	-	-	-	42	2%
Cuba National Anti-Doping Agency	12	-	-	23	-	-	-	-	-	-	-	-	35	2%
Deutscher Fechter-Bund	33	-	-	-	-	-	-	-	-	-	-	-	33	2%
National Anti Doping Agency -India	32	-	-	-	-	-	-	-	-	-	-	-	32	2%
Poland Commission against Doping in Sports	15	-	-	16	-	-	-	-	-	-	-	-	31	2%
Colombian NADO	25	-	-	-	-	-	-	-	-	-	-	-	25	1%
Comision Nacional de Cultura Fisica y Deporte Mexico	24	-	-	-	-	-	-	-	-	-	-	-	24	1%
Hellenic National Council for Combatting Doping	17	3	-	1	-	-	-	-	-	-	-	-	18	1%
Hong Kong Anti-Doping Committee	-	-	-	16	-	-	-	-	-	-	-	-	16	1%
United States Anti-Doping Agency	5	-	-	11	1	-	-	-	-	-	-	-	16	1%
SportAccord Event Organiser	15	2	-	-	-	-	-	-	-	-	-	-	15	1%
Brazilian Fencing Confederation	13	-	-	-	-	-	-	-	-	-	-	-	13	1%
Chinese Taipei Anti-Doping Agency	-	-	-	13	-	-	-	-	-	-	-	-	13	1%
French Community of Belgium NADO	6	-	-	6	1	-	-	-	-	-	-	-	12	1%
East Asian Games Association	12	-	-	-	-	-	-	-	-	-	-	-	12	1%
Saudi Arabian Antidoping Committee	12	-	-	-	-	-	-	-	-	-	-	-	12	1%
National Anti-Doping Agency Austria GmbH	6	-	-	6	-	-	-	-	-	-	-	-	12	1%
Organización Deportiva Centroamericana y Caribeña	12	-	-	-	-	-	-	-	-	-	-	-	12	1%
Qatar National Antidoping Committee	-	-	-	11	-	-	-	-	-	-	-	-	11	1%
Anti Doping Authority the Netherlands	10	-	-	-	-	-	-	-	-	-	-	-	10	1%
Czech Anti-Doping Committee	10	-	-	-	-	-	-	-	-	-	-	-	10	1%
Finnish Anti-Doping Agency	10	-	-	-	-	-	-	-	-	-	-	-	10	1%
Antidoping Switzerland	9	-	-	1	-	-	-	-	-	-	-	-	10	1%
NADO Flanders	6	-	-	3	1	-	-	-	-	-	-	-	9	0.5%
Swedish Sports Confederation Anti-Doping Group	9	-	-	-	-	-	-	-	-	-	-	-	9	0.5%
Slovak Anti-Doping Agency	8	-	-	1	-	-	-	-	-	-	-	-	9	0.5%
Autoridade Antidopagem de Portugal	5	-	-	3	-	-	-	-	-	-	-	-	8	0.4%
Estonian Anti-Doping Agency	2	1	-	6	1	-	-	-	-	-	-	-	8	0.4%
Anti-Doping Norway	6	-	2	-	-	-	-	-	-	-	-	-	6	0.3%
Anti-Doping Singapore	-	-	-	6	-	-	-	-	-	-	-	-	6	0.3%
Olympic Council of Asia	6	-	-	-	-	-	-	-	-	-	-	-	6	0.3%
Sports Authority of Thailand	-	-	-	6	-	-	-	-	-	-	-	-	6	0.3%
Venezuela NADO	6	-	-	-	-	-	-	-	-	-	-	-	6	0.3%
Luxembourg NADO	4	-	-	1	-	-	-	-	-	-	-	-	5	0.3%
Brazilian Paralympic Committee	5	-	-	-	-	-	-	-	-	-	-	-	5	0.3%
New Caledonia NADO	5	-	-	-	-	-	-	-	-	-	-	-	5	0.3%
Argentinian Fencing Federation	4	-	-	-	-	-	-	-	-	-	-	-	4	0.2%
Canadian Centre for Ethics in Sport	4	-	-	-	-	-	-	-	-	-	-	-	4	0.2%
Croatian Institute for Toxicology and Antidoping	4	-	-	-	-	-	-	-	-	-	-	-	4	0.2%
Iran National Anti-Doping Organization	4	-	-	-	-	-	-	-	-	-	-	-	4	0.2%
National Olympic and Sports Association of Iceland	4	-	-	-	-	-	-	-	-	-	-	-	4	0.2%
Israeli NADO	3	-	-	1	-	-	-	-	-	-	-	-	4	0.2%
University Sport Board of Thailand	4	-	-	-	-	-	-	-	-	-	-	-	4	0.2%
UK Anti-Doping	4	-	-	-	-	-	-	-	-	-	-	-	4	0.2%
International Committee of Mediterranean Games	3	-	-	-	-	-	-	-	-	-	-	-	3	0.2%
Organisation Deportiva Bolivariana	3	-	-	-	-	-	-	-	-	-	-	-	3	0.2%
South American Sports Organization	3	-	-	-	-	-	-	-	-	-	-	-	3	0.2%
Central Asia RADO	-	-	-	3	-	-	-	-	-	-	-	-	3	0.2%
Anti-Doping Agency of Malaysia	-	-	-	2	-	-	-	-	-	-	-	-	2	0.1%
Anti-Doping Agency of Serbia	2	-	-	-	-	-	-	-	-	-	-	-	2	0.1%
Vlaamse Schermbond	2	-	-	-	-	-	-	-	-	-	-	-	2	0.1%
Guatemala NADO	2	1	-	-	-	-	-	-	-	-	-	-	2	0.1%
Jordan Anti-doping Organization	-	-	-	2	-	-	-	-	-	-	-	-	2	0.1%
Kuwait Anti-Doping Committee	2	-	-	-	-	-	-	-	-	-	-	-	2	0.1%
Anti Doping Denmark	1	-	-	-	-	-	-	-	-	-	-	-	1	0.1%
Belarus National Anti-Doping Agency	-	-	-	1	-	-	-	-	-	-	-	-	1	0.1%
Irish Sports Council	1	-	-	-	-	-	-	-	-	-	-	-	1	0.1%
West Asia RADO	-	-	-	1	-	-	-	-	-	-	-	-	1	0.1%
Total	1172	17	5	808	16	2	-	-	-	-	-	-	1980	

Table 30: Olympic Sport - Field Hockey

Testing Authority (TA)	Urine						Blood						Total Samples	%
	IC Samples	ATF	AAF	IC Samples	ATF	AAF	IC Samples	ATF	AAF	IC Samples	ATF	AAF		
Japan Anti-Doping Agency	64	-	-	98	-	-	-	-	-	-	-	-	162	11%
National Anti Doping Agency -India	47	-	-	88	-	-	-	-	-	-	-	-	135	9%
International Hockey Federation	91	-	-	32	-	-	-	-	-	-	-	-	123	8%
German National Anti-Doping Agency	24	-	-	90	-	-	-	-	-	-	-	-	114	8%
Chinese Anti-Doping Agency	40	-	-	69	-	-	-	-	-	-	-	-	109	8%
Real Federación Española de Hockey	26	-	-	82	-	-	-	-	-	-	-	-	108	7%
Australian Sports Anti-Doping Authority	50	-	-	24	-	-	-	-	-	-	-	-	74	5%
Korean Anti-Doping Agency	7	-	-	59	1	-	-	-	-	-	-	-	66	5%
UK Anti-Doping	27	-	-	19	-	-	-	-	-	-	-	-	46	3%
Sports Authority of Thailand	-	-	-	43	-	-	-	-	-	-	-	-	43	3%
French Community of Belgium NADO	36	1	1	-	-	-	-	-	-	-	-	-	36	2%
Anti Doping Authority the Netherlands	35	-	1	-	-	-	-	-	-	-	-	-	35	2%
Comitato Olimpico Nazionale Italiano	22	-	-	5	-	-	-	-	-	4	-	-	31	2%
Fédération française de hockey	30	-	-	-	-	-	-	-	-	-	-	-	30	2%
Malaysian Hockey Confederation	27	-	-	-	-	-	-	-	-	-	-	-	27	2%
Poland Commission against Doping in Sports	12	-	-	14	-	-	-	-	-	-	-	-	26	2%
Autoridade Antidopagem de Portugal	21	-	-	-	-	-	-	-	-	-	-	-	21	1%
Canadian Centre for Ethics in Sport	10	-	-	9	-	-	-	-	-	-	-	-	19	1%
Mexican federation of Hockey	-	-	-	19	-	-	-	-	-	-	-	-	19	1%
NADO Flanders	18	1	-	1	1	-	-	-	-	-	-	-	19	1%
Confederação Brasileira de Hóquei Sobre a Grama e Indoor	16	-	-	-	-	-	-	-	-	-	-	-	16	1%
Cuba National Anti-Doping Agency	-	-	-	16	-	-	-	-	-	-	-	-	16	1%
Kazakhstan National Anti-Doping Centre	-	-	-	15	-	-	-	-	-	-	-	-	15	1%
Russian National Anti-Doping Organization	14	-	-	-	-	-	-	-	-	-	-	-	14	1%
Romanian National Anti-Doping Agency	8	-	-	2	-	-	-	-	-	-	-	-	10	1%
United States Anti-Doping Agency	-	-	-	10	1	-	-	-	-	-	-	-	10	1%
Anti-Doping Agency of Malaysia	9	-	-	-	-	-	-	-	-	-	-	-	9	1%
Spain National Anti-Doping Agency	8	-	-	1	-	-	-	-	-	-	-	-	9	1%
Asian Hockey Federation	8	-	-	-	-	-	-	-	-	-	-	-	8	1%
Czech Anti-Doping Committee	8	-	-	-	-	-	-	-	-	-	-	-	8	1%
Chile National Anti-Doping Commission	8	-	-	-	-	-	-	-	-	-	-	-	8	1%
Comision Nacional de Cultura Fisica y Deporte Mexico	-	-	-	8	-	-	-	-	-	-	-	-	8	1%
Deutscher Hockey-Bund	8	-	-	-	-	-	-	-	-	-	-	-	8	1%
Qatar National Antidoping Committee	-	-	-	8	-	-	-	-	-	-	-	-	8	1%
Chinese Taipei Anti-Doping Agency	-	-	-	7	-	-	-	-	-	-	-	-	7	0.5%
Venezuela NADO	6	-	-	1	-	-	-	-	-	-	-	-	7	0.5%
Irish Sports Council	-	-	-	6	-	-	-	-	-	-	-	-	6	0.4%
Drug Free Sport New Zealand	1	-	-	4	-	-	-	-	-	-	-	-	5	0.3%
Anti-Doping Singapore	-	-	-	4	-	-	-	-	-	-	-	-	4	0.3%
Italian Ministry of Health Department	4	-	-	-	-	-	-	-	-	-	-	-	4	0.3%
East Asian Games Association	4	-	-	-	-	-	-	-	-	-	-	-	4	0.3%
Finnish Anti-Doping Agency	4	-	-	-	-	-	-	-	-	-	-	-	4	0.3%
Hong Kong Anti-Doping Committee	-	-	-	4	-	-	-	-	-	-	-	-	4	0.3%
Anti-Doping Commission of Malta	4	-	-	-	-	-	-	-	-	-	-	-	4	0.3%
Anti-Doping Uruguay	4	-	-	-	-	-	-	-	-	-	-	-	4	0.3%
Anti Doping Denmark	-	-	-	3	-	-	-	-	-	-	-	-	3	0.2%
Africa Zone VI	-	-	-	3	-	-	-	-	-	-	-	-	3	0.2%
University Sport Board of Thailand	2	-	-	-	-	-	-	-	-	-	-	-	2	0.1%
2013 WMG Organizing Committee	1	-	-	-	-	-	-	-	-	-	-	-	1	0.1%
Total	704	2	2	744	3	-	-	-	-	4	-	-	1452	

Table 31: Olympic Sport - Football

Testing Authority (TA)	Urine						Blood						Total	
	Samples	IC ATF	AAF	Samples	OOO ATF	AAF	Samples	IC ATF	AAF	Samples	OOO ATF	AAF	Samples	%
Comitato Olimpico Nazionale Italiano	2896	44	4	344	18	-	232	-	-	-	-	-	3472	12%
Brazilian Football Confederation	2578	5	10	-	-	-	-	-	-	-	-	-	2578	9.2%
Union of European Football Associations	1369	15	3	473	8	-	36	-	-	50	-	-	1928	6.9%
Deutscher Fussball Bund	1705	-	2	-	-	-	-	-	-	-	-	-	1705	6.1%
Turkish Football Federation	1235	10	4	144	-	-	-	-	-	-	-	-	1379	4.9%
UK Anti-Doping	1203	1	2	22	-	4	118	-	-	-	-	-	1343	4.8%
Fédération Internationale de Football Association	920	1	5	372	4	-	16	-	-	12	-	-	1320	4.7%
Autoridade Antidopagem de Portugal	728	11	5	312	12	-	-	-	-	25	-	-	1065	3.8%
Fédération française de football	403	1	7	294	-	-	91	-	-	28	-	-	816	2.9%
Japan Anti-Doping Agency	480	-	-	175	-	-	-	-	-	-	-	-	655	2.3%
Russian National Anti-Doping Organization	100	2	-	496	28	-	-	-	-	-	-	-	596	2.1%
Hellenic National Council for Combatting Doping	443	6	7	114	2	-	-	-	-	-	-	-	557	2.0%
German National Anti-Doping Agency	-	-	-	535	-	-	-	-	-	14	-	-	549	2.0%
Spanish Football Federation	486	-	4	15	-	-	-	-	-	-	-	-	501	1.8%
Chinese Anti-Doping Agency	114	-	-	336	-	2	-	-	-	-	-	-	450	1.6%
Colombian NADO	430	-	1	-	-	-	1	-	-	-	-	-	431	1.5%
Spain National Anti-Doping Agency	419	5	3	12	-	-	-	-	-	-	-	-	431	1.5%
South American Football Confederation	382	1	1	-	-	-	-	-	-	-	-	-	382	1.4%
Swedish Sports Confederation Anti-Doping Group	112	2	2	267	2	1	-	-	-	-	-	-	379	1.4%
Australian Sports Anti-Doping Authority	92	-	-	272	-	-	-	-	-	1	-	-	365	1.3%
Anti-Doping Norway	158	7	3	161	12	2	-	-	-	-	-	-	319	1.1%
Football Federation of Iran	297	-	6	3	-	-	-	-	-	-	-	-	300	1.1%
Federacion Mexicana de Futbol Asociacion	271	4	13	9	3	-	-	-	-	-	-	-	280	1.0%
NADO Flanders	195	10	4	76	2	-	-	-	-	-	-	-	271	1.0%
Confederation Africaine de Football	265	-	1	-	-	-	-	-	-	-	-	-	265	0.9%
Asian Football Confederation	201	1	1	44	-	-	-	-	-	-	-	-	245	0.9%
Federation Algerienne de Football	151	-	2	89	-	-	-	-	-	-	-	-	240	0.9%
Rio de Janeiro Football Federation	236	2	3	-	-	-	-	-	-	-	-	-	236	0.8%
Sports Authority of Thailand	102	-	-	114	-	-	-	-	-	-	-	-	216	0.8%
United Arab Emirates National Anti-doping Committee	212	-	3	2	-	-	-	-	-	-	-	-	214	0.8%
South African Institute for Drug-Free Sport	210	-	1	-	-	-	-	-	-	-	-	-	210	0.7%
Anti Doping Authority the Netherlands	100	-	-	108	-	-	-	-	-	-	-	-	208	0.7%
Comision Nacional de Cultura Fisica y Deporte Mexico	179	2	2	26	1	-	-	-	-	-	-	-	205	0.7%
Ukrainian Football Federation	184	3	1	20	1	-	-	-	-	-	-	-	204	0.7%
Saudi Arabian Antidoping Committee	133	1	1	62	2	1	-	-	-	-	-	-	195	0.7%
Korean Anti-Doping Agency	120	-	-	71	-	-	-	-	-	-	-	-	191	0.7%
Italian Ministry of Health Department	180	1	1	-	-	-	-	-	-	-	-	-	180	0.6%
Poland Commission against Doping in Sports	129	3	-	49	-	-	-	-	-	-	-	-	178	0.6%
Finnish Anti-Doping Agency	73	-	-	95	5	1	-	-	-	-	-	-	168	0.6%
Romanian National Anti-Doping Agency	72	-	-	58	1	-	-	-	-	30	-	-	160	0.6%
Antidoping Switzerland	54	-	-	101	3	-	-	-	-	4	-	-	159	0.6%
Anti Doping Denmark	62	5	-	91	3	-	-	-	-	-	-	-	153	0.5%
Federacao Gaucha de Futebol	124	-	1	-	-	-	-	-	-	-	-	-	124	0.4%
Venezuela NADO	96	1	1	16	-	-	-	-	-	-	-	-	112	0.4%
Qatar National Antidoping Committee	105	-	-	2	-	-	-	-	-	-	-	-	107	0.4%
Cyprus Anti-Doping Authority	98	-	-	6	-	-	-	-	-	-	-	-	104	0.4%
French Community of Belgium NADO	77	-	2	25	-	-	-	-	-	-	-	-	102	0.4%
Pernambuco Football Federation	99	-	-	-	-	-	-	-	-	-	-	-	99	0.4%
Malta Football Association	96	-	-	-	-	-	-	-	-	-	-	-	96	0.3%
Slovenian Antidoping Organization	88	2	-	4	-	-	-	-	-	-	-	-	92	0.3%
Croatian Institute for Toxicology and Antidoping	90	3	1	1	-	-	-	-	-	-	-	-	91	0.3%
Korea Professional Football League	90	-	-	-	-	-	-	-	-	-	-	-	90	0.3%
Anti-Doping Centre Bulgaria	81	2	2	2	-	-	-	-	-	-	-	-	83	0.3%
Czech Anti-Doping Committee	64	-	-	10	-	-	-	-	-	-	-	-	74	0.3%
National Anti-Doping Agency Austria GmbH	20	-	-	54	-	-	-	-	-	-	-	-	74	0.3%
Mineira Football Federation	72	-	-	-	-	-	-	-	-	-	-	-	72	0.3%
Cuba National Anti-Doping Agency	-	-	-	55	1	-	-	-	-	-	-	-	55	0.2%
Israel Football Association	55	1	-	-	-	-	-	-	-	-	-	-	55	0.2%
Irish Sports Council	32	-	-	21	-	-	-	-	-	-	-	-	53	0.2%
Magyar Antidopping Csoport - HUNADO	25	-	-	16	1	-	-	-	-	9	-	-	50	0.2%
Federacion Nacional de Futbol de Guatemala	48	-	2	-	-	-	-	-	-	-	-	-	48	0.2%
Anti-Doping Uruguay	48	-	3	-	-	-	-	-	-	-	-	-	48	0.2%
Federación Mexicana de Fútbol Americano	42	-	4	2	2	-	-	-	-	-	-	-	44	0.2%
Federacion Costaricense de Futbol	42	-	-	-	-	-	-	-	-	-	-	-	42	0.1%
National Anti Doping Agency - India	36	-	1	-	-	-	-	-	-	-	-	-	36	0.1%
Olympic Council of Asia	35	-	-	-	-	-	-	-	-	-	-	-	35	0.1%
Central American and Caribbean Association Football	31	-	-	-	-	-	-	-	-	-	-	-	31	0.1%
Jamaica Anti-Doping Commission	19	-	-	4	-	-	-	-	-	-	-	-	23	0.1%
Kazakhstan National Anti-Doping Centre	-	-	-	22	-	-	-	-	-	-	-	-	22	0.1%
Kuwait Anti-Doping Committee	21	-	2	-	-	-	-	-	-	-	-	-	21	0.1%
South East Asian Games Federation	21	-	-	-	-	-	-	-	-	-	-	-	21	0.1%
United States Anti-Doping Agency	-	-	-	21	-	1	-	-	-	-	-	-	21	0.1%
Anti-Doping Commission of Malta	17	1	1	2	-	-	-	-	-	-	-	-	19	0.1%
Drug Free Sport New Zealand	16	-	-	1	-	-	-	-	-	-	-	-	17	0.1%
Anti-Doping Agency of Serbia	16	1	-	-	-	-	-	-	-	-	-	-	16	0.1%
Bahrain Anti-Doping Committee	16	-	2	-	-	-	-	-	-	-	-	-	16	0.1%
Canadian Centre for Ethics in Sport	15	-	-	-	-	-	-	-	-	-	-	-	15	0.1%
New Caledonia NADO	15	-	-	-	-	-	-	-	-	-	-	-	15	0.1%
Württembergischer Fußballverband e.V	14	-	-	-	-	-	-	-	-	-	-	-	14	0.05%
Espirito Santo Football Federation	13	-	-	-	-	-	-	-	-	-	-	-	13	0.05%

Table 31: Olympic Sport - Football

Testing Authority (TA)	Urine						Blood						Total	
	IC	ATF	AAF	IC	ATF	AAF	IC	ATF	AAF	IC	ATF	AAF	Samples	%
National Olympic and Sports Association of Iceland	8	-	2	5	-	-	-	-	-	-	-	-	13	0.05%
Agency for Anti-Doping Control of Bosnia and Herzegovina	12	-	-	-	-	-	-	-	-	-	-	-	12	0.04%
Costa Rica NADO	6	-	-	6	-	-	-	-	-	-	-	-	12	0.04%
Organización Deportiva Centroamericana y Caribeña	11	-	-	-	-	-	-	-	-	-	-	-	11	0.04%
Africa Zone VI	-	-	-	10	-	-	-	-	-	-	-	-	10	0.04%
Andorra National Anti-Doping Commission	6	-	-	4	-	-	-	-	-	-	-	-	10	0.04%
East Asian Games Association	9	-	-	-	-	-	-	-	-	-	-	-	9	0.03%
Slovak Anti-Doping Agency	4	1	-	5	-	-	-	-	-	-	-	-	9	0.03%
Africa Regional Anti-Doping Organization Zone V	-	-	-	8	-	-	-	-	-	-	-	-	8	0.03%
Luxembourg NADO	8	-	-	-	-	-	-	-	-	-	-	-	8	0.03%
Ceará Football Federation	8	-	-	-	-	-	-	-	-	-	-	-	8	0.03%
Caribbean Regional Anti-Doping Organization	-	-	-	8	-	-	-	-	-	-	-	-	8	0.03%
Comité International des Jeux de la Francophonie	8	-	-	-	-	-	-	-	-	-	-	-	8	0.03%
Estonian Anti-Doping Agency	8	-	-	-	-	-	-	-	-	-	-	-	8	0.03%
International Committee of Mediterranean Games	8	-	-	-	-	-	-	-	-	-	-	-	8	0.03%
Organisation Deportiva Bolivariana	8	-	-	-	-	-	-	-	-	-	-	-	8	0.03%
Anti-Doping Singapore	-	-	-	7	-	-	-	-	-	-	-	-	7	0.02%
Laos Anti Doping Commission	7	-	-	-	-	-	-	-	-	-	-	-	7	0.02%
Africa Zone IV	6	-	-	-	-	-	-	-	-	-	-	-	6	0.02%
Ministerium der Deutschsprachige Gemeinschaft Belgien	6	-	-	-	-	-	-	-	-	-	-	-	6	0.02%
Hong Kong Anti-Doping Committee	-	-	-	6	-	-	-	-	-	-	-	-	6	0.02%
Botswana Olympic Committee	5	-	-	-	-	-	-	-	-	-	-	-	5	0.02%
Chinese Taipei Anti-Doping Agency	-	-	-	5	-	-	-	-	-	-	-	-	5	0.02%
University Sport Board of Thailand	5	-	-	-	-	-	-	-	-	-	-	-	5	0.02%
Rio Gande do Norte Football Federation	4	-	-	-	-	-	-	-	-	-	-	-	4	0.01%
Para Football Federation	4	-	-	-	-	-	-	-	-	-	-	-	4	0.01%
Eesti Jalgpalli Liit	4	4	-	-	-	-	-	-	-	-	-	-	4	0.01%
Georgian Anti-Doping Agency	4	-	-	-	-	-	-	-	-	-	-	-	4	0.01%
Guatemala NADO	4	-	-	-	-	-	-	-	-	-	-	-	4	0.01%
Football Federation of Macedonia	4	-	1	-	-	-	-	-	-	-	-	-	4	0.01%
National Anti-doping Center of Ukraine	4	-	-	-	-	-	-	-	-	-	-	-	4	0.01%
South East Asia RADO	-	-	-	4	-	-	-	-	-	-	-	-	4	0.01%
Turkish Cyprus Anti-Doping Agency	4	-	-	-	-	-	-	-	-	-	-	-	4	0.01%
Anti-Doping Agency of Malaysia	3	-	-	-	-	-	-	-	-	-	-	-	3	0.01%
Bahia Football Federation	3	-	-	-	-	-	-	-	-	-	-	-	3	0.01%
Fédération Française de Sport Universitaire	2	-	-	-	-	-	-	-	-	-	-	-	2	0.01%
Indonesian Anti-Doping Agency	2	-	-	-	-	-	-	-	-	-	-	-	2	0.01%
Anti-Doping department of State Sports Medicine Centre	2	-	-	-	-	-	-	-	-	-	-	-	2	0.01%
Central Asia RADO	-	-	-	2	-	-	-	-	-	-	-	-	2	0.01%
2013 WMG Organizing Committee	2	-	-	-	-	-	-	-	-	-	-	-	2	0.01%
Africa Zone II & III	1	-	-	-	-	-	-	-	-	-	-	-	1	0.004%
Chile National Anti-Doping Commission	1	-	-	-	-	-	-	-	-	-	-	-	1	0.004%
Football Association Of Malaysia	1	-	1	-	-	-	-	-	-	-	-	-	1	0.004%
National Anti Doping Agency Belize	-	-	-	1	-	-	-	-	-	-	-	-	1	0.004%
	21638	159	128	5697	111	12	494	-	-	173	-	-	28002	

2013 Anti-Doping Testing Figures
Samples Analyzed and Reported by Accredited Laboratories in ADAMS

Table 32: Olympic Sport - Golf

Testing Authority (TA)	Urine						Blood						Total	
	IC		OOC		IC		OOC		IC		OOC		Samples	%
	Samples	ATF	AAF	Samples	ATF	AAF	Samples	ATF	AAF	Samples	ATF	AAF		
Spain Golf Federation	37	-	-	22	-	-	-	-	-	-	-	-	59	12%
Chinese Anti-Doping Agency	13	-	-	26	-	-	-	-	-	-	-	-	39	8%
Japan Anti-Doping Agency	36	-	-	-	-	-	-	-	-	-	-	-	36	7%
Korean Anti-Doping Agency	34	-	-	1	-	-	-	-	-	-	-	-	35	7%
Autoridade Antidopagem de Portugal	34	-	-	-	-	-	-	-	-	-	-	-	34	7%
Fédération française de Golf	28	-	-	2	-	-	-	-	-	-	-	-	30	6%
German National Anti-Doping Agency	20	-	-	10	-	-	-	-	-	-	-	-	30	6%
Ladies Professional Golfers' Association of Japan	20	-	-	-	-	-	-	-	-	-	-	-	20	4%
Swedish Sports Confederation Anti-Doping Group	16	-	-	4	-	-	-	-	-	-	-	-	20	4%
South African Institute for Drug-Free Sport	16	-	-	2	-	-	-	-	-	-	-	-	18	4%
National Anti Doping Agency -India	-	-	-	17	-	-	-	-	-	-	-	-	17	4%
Anti Doping Authority the Netherlands	13	2	-	2	2	-	-	-	-	-	-	-	15	3%
Comitato Olimpico Nazionale Italiano	14	-	-	-	-	-	-	-	-	-	-	-	14	3%
Spain National Anti-Doping Agency	14	-	-	-	-	-	-	-	-	-	-	-	14	3%
Anti-Doping Norway	12	-	-	-	-	-	-	-	-	-	-	-	12	2%
Finnish Anti-Doping Agency	10	-	-	-	-	-	-	-	-	-	-	-	10	2%
Antidoping Switzerland	8	1	-	1	-	-	-	-	-	-	-	-	9	2%
Italian Ministry of Health Department	8	-	-	-	-	-	-	-	-	-	-	-	8	2%
Colombian NADO	6	-	1	-	-	-	-	-	-	-	-	-	6	1%
International Golf Federation	6	-	-	-	-	-	-	-	-	-	-	-	6	1%
Japan Golf Association	6	-	-	-	-	-	-	-	-	-	-	-	6	1%
NADO Flanders	6	-	-	-	-	-	-	-	-	-	-	-	6	1%
South East Asian Games Federation	5	-	-	-	-	-	-	-	-	-	-	-	5	1%
Czech Anti-Doping Committee	4	-	-	-	-	-	-	-	-	-	-	-	4	1%
Canadian Centre for Ethics in Sport	4	-	-	-	-	-	-	-	-	-	-	-	4	1%
Sports Authority of Thailand	2	-	-	2	-	-	-	-	-	-	-	-	4	1%
Anti-Doping Agency of Malaysia	3	-	-	-	-	-	-	-	-	-	-	-	3	1%
Hellenic National Council for Combatting Doping	3	-	-	-	-	-	-	-	-	-	-	-	3	1%
Guatemala NADO	3	-	-	-	-	-	-	-	-	-	-	-	3	1%
Federação Paulista de Golfe	2	-	-	-	-	-	-	-	-	-	-	-	2	0.4%
Caribbean Regional Anti-Doping Organization	2	-	1	-	-	-	-	-	-	-	-	-	2	0.4%
Kazakhstan National Anti-Doping Centre	-	-	-	2	-	-	-	-	-	-	-	-	2	0.4%
Myanmar National Anti-Doping Organization	-	-	-	2	-	-	-	-	-	-	-	-	2	0.4%
Olympic Council of Asia	2	-	-	-	-	-	-	-	-	-	-	-	2	0.4%
University Sport Board of Thailand	2	-	-	-	-	-	-	-	-	-	-	-	2	0.4%
Hong Kong Anti-Doping Committee	-	-	-	1	-	-	-	-	-	-	-	-	1	0.2%
Total	389	3	2	94	2	-	-	-	-	-	-	-	483	

Table 33: Olympic Sport - Gymnastics

Testing Authority (TA)	Urine						Blood						Total Samples	%
	IC Samples	ATF	AAF	IC Samples	ATF	AAF	IC Samples	ATF	AAF	IC Samples	ATF	AAF		
International Gymnastics Federation	237	-	3	70	-	-	-	-	-	-	-	-	307	14%
Chinese Anti-Doping Agency	106	-	-	155	-	-	-	-	-	-	-	-	261	12%
Russian National Anti-Doping Organization	49	-	-	154	2	-	-	-	-	-	-	-	203	9%
Japan Anti-Doping Agency	12	-	-	129	-	-	-	-	-	-	-	-	141	7%
German National Anti-Doping Agency	18	-	-	107	-	-	-	-	-	-	-	-	125	6%
United States Anti-Doping Agency	34	1	2	62	3	-	-	-	-	-	-	-	96	4%
Spanish Federation of Gymnastics	31	-	-	32	-	-	-	-	-	-	-	-	63	3%
Comitato Olimpico Nazionale Italiano	38	-	2	17	1	-	-	-	-	-	-	-	55	3%
Anti Doping Authority the Netherlands	19	-	-	34	-	-	-	-	-	-	-	-	53	2%
Australian Sports Anti-Doping Authority	17	-	-	33	-	-	-	-	-	-	-	-	50	2%
Korean Anti-Doping Agency	7	-	-	42	-	-	-	-	-	-	-	-	49	2%
UK Anti-Doping	-	-	-	26	-	-	13	-	-	10	-	-	49	2%
Finnish Anti-Doping Agency	23	-	-	25	-	-	-	-	-	-	-	-	48	2%
Fédération française de gymnastique	28	-	-	17	-	-	-	-	-	-	-	-	45	2%
Romanian National Anti-Doping Agency	16	-	-	25	-	-	-	-	-	-	-	-	41	2%
Autoridade Antidopagem de Portugal	28	1	-	9	1	-	-	-	-	-	-	-	37	2%
International World Games Association	34	-	-	-	-	-	3	-	-	-	-	-	37	2%
Poland Commission against Doping in Sports	31	-	-	-	-	-	-	-	-	-	-	-	31	1.4%
Czech Anti-Doping Committee	26	-	-	4	-	-	-	-	-	-	-	-	30	1.4%
Magyar Antidopping Csoport - HUNADO	-	-	-	30	-	-	-	-	-	-	-	-	30	1.4%
Antidoping Switzerland	8	-	-	22	-	-	-	-	-	-	-	-	30	1.4%
Anti-Doping Centre Bulgaria	25	-	-	4	-	-	-	-	-	-	-	-	29	1.4%
Cuba National Anti-Doping Agency	-	-	-	25	4	-	-	-	-	-	-	-	25	1.2%
Kazakhstan National Anti-Doping Centre	-	-	-	25	-	-	-	-	-	-	-	-	25	1.2%
Swedish Sports Confederation Anti-Doping Group	9	-	-	13	-	-	-	-	-	-	-	-	22	1.0%
Canadian Centre for Ethics in Sport	13	-	-	6	-	-	-	-	-	-	-	-	19	0.9%
Chinese Taipei Anti-Doping Agency	-	-	-	16	-	-	-	-	-	-	-	-	16	0.7%
Deutscher Turner-Bund	15	-	-	-	-	-	-	-	-	-	-	-	15	0.7%
Anti-Doping Norway	12	-	-	2	-	-	-	-	-	-	-	-	14	0.7%
East Asian Games Association	14	-	-	-	-	-	-	-	-	-	-	-	14	0.7%
Union européenne de gymnastique	14	-	-	-	-	-	-	-	-	-	-	-	14	0.7%
NADO Flanders	-	-	-	12	-	-	-	-	-	-	-	-	12	0.6%
Belarus National Anti-Doping Agency	-	-	-	11	-	1	-	-	-	-	-	-	11	0.5%
Spain National Anti-Doping Agency	6	-	1	4	-	-	-	-	-	-	-	-	10	0.5%
National Anti-Doping Agency Austria GmbH	1	-	1	9	1	-	-	-	-	-	-	-	10	0.5%
Venezuela NADO	10	-	-	-	-	-	-	-	-	-	-	-	10	0.5%
Croatian Institute for Toxicology and Antidoping	-	-	-	9	-	-	-	-	-	-	-	-	9	0.4%
Italian Ministry of Health Department	8	-	-	-	-	-	-	-	-	-	-	-	8	0.4%
National Anti Doping Agency -India	-	-	-	8	-	-	-	-	-	-	-	-	8	0.4%
Luxembourg NADO	5	-	-	1	-	-	-	-	-	1	-	-	7	0.3%
Saudi Arabian Antidoping Committee	7	-	-	-	-	-	-	-	-	-	-	-	7	0.3%
French Community of Belgium NADO	6	-	-	-	-	-	-	-	-	-	-	-	6	0.3%
Organización Deportiva Centroamericana y Caribeña	6	-	-	-	-	-	-	-	-	-	-	-	6	0.3%
Colombian NADO	-	-	-	5	-	-	-	-	-	-	-	-	5	0.2%
Costa Rica NADO	-	-	-	5	-	-	-	-	-	-	-	-	5	0.2%
Georgian Anti-Doping Agency	1	-	-	3	-	-	-	-	-	-	-	-	4	0.2%
International Committee of Mediterranean Games	4	-	-	-	-	-	-	-	-	-	-	-	4	0.2%
Irish Sports Council	2	-	-	2	-	-	-	-	-	-	-	-	4	0.2%
Organisation Deportiva Bolivariana	4	-	-	-	-	-	-	-	-	-	-	-	4	0.2%
Puerto Rico Anti-Doping Organization	4	-	-	-	-	-	-	-	-	-	-	-	4	0.2%
Qatar National Antidoping Committee	-	-	-	4	-	-	-	-	-	-	-	-	4	0.2%
Sports Authority of Thailand	4	-	-	-	-	-	-	-	-	-	-	-	4	0.2%
Anti Doping Denmark	-	-	-	3	-	-	-	-	-	-	-	-	3	0.1%
Bermuda Sport Anti Doping Authority	3	-	-	-	-	-	-	-	-	-	-	-	3	0.1%
Israeli NADO	-	-	-	3	-	-	-	-	-	-	-	-	3	0.1%
Caribbean Regional Anti-Doping Organization	-	-	-	2	-	-	-	-	-	-	-	-	2	0.1%
Chile National Anti-Doping Commission	-	-	-	2	-	-	-	-	-	-	-	-	2	0.1%
Hong Kong Anti-Doping Committee	-	-	-	1	-	-	-	-	-	1	-	-	2	0.1%
Kuwait Anti-Doping Committee	2	-	-	-	-	-	-	-	-	-	-	-	2	0.1%
Anti-Doping department of State Sports Medicine Centre	-	-	-	2	-	-	-	-	-	-	-	-	2	0.1%
South American Sports Organization	2	-	-	-	-	-	-	-	-	-	-	-	2	0.1%
Anti-Doping Singapore	-	-	-	1	-	-	-	-	-	-	-	-	1	0.05%
Hellenic National Council for Combatting Doping	-	-	-	1	-	-	-	-	-	-	-	-	1	0.05%
Mongolian National Olympic Committee	-	-	-	1	-	-	-	-	-	-	-	-	1	0.05%
Central Asia RADO	-	-	-	1	-	-	-	-	-	-	-	-	1	0.05%
Turkish NOC Anti-Doping Commission	-	-	-	1	-	-	-	-	-	-	-	-	1	0.05%
Total	939	2	9	1175	12	1	16	-	-	12	-	-	2142	

Table 34: Olympic Sport - Handball

Testing Authority (TA)	Urine						Blood						Total Samples	%
	IC	ATF	AAF	IC	ATF	AAF	IC	ATF	AAF	IC	ATF	AAF		
International Handball Federation	246	2	1	53	-	-	-	-	-	-	-	-	299	9%
Swedish Sports Confederation Anti-Doping Group	96	1	2	143	5	1	-	-	-	-	-	-	239	7%
German National Anti-Doping Agency	108	-	-	129	-	-	-	-	-	-	-	-	237	7%
Fédération française de handball	60	-	-	141	-	-	-	-	-	4	-	-	205	6%
Russian National Anti-Doping Organization	-	-	-	167	3	-	-	-	-	-	-	-	167	5%
Anti Doping Denmark	64	3	-	95	4	-	-	-	-	-	-	-	159	5%
Romanian National Anti-Doping Agency	82	-	1	53	-	-	-	-	-	-	-	-	135	4%
Poland Commission against Doping in Sports	99	-	-	28	2	-	-	-	-	-	-	-	127	4%
Anti-Doping Norway	66	2	-	54	4	-	-	-	-	-	-	-	120	4%
Japan Anti-Doping Agency	96	-	-	20	-	-	-	-	-	-	-	-	116	4%
Chinese Anti-Doping Agency	37	-	-	69	-	-	-	-	-	-	-	-	106	3%
Italian Ministry of Health Department	106	-	4	-	-	-	-	-	-	-	-	-	106	3%
European Handball Federation	89	1	-	-	-	-	-	-	-	-	-	-	89	3%
Korean Anti-Doping Agency	35	-	-	44	1	-	-	-	-	-	-	-	79	2%
Croatian Institute for Toxicology and Antidoping	49	1	-	27	-	-	-	-	-	-	-	-	76	2%
Finnish Anti-Doping Agency	32	2	-	37	1	-	-	-	-	-	-	-	69	2%
Magyar Antidopping Csoport - HUNADO	14	-	-	46	-	-	-	-	-	-	-	-	60	2%
Czech Anti-Doping Committee	44	-	-	12	-	-	-	-	-	-	-	-	56	2%
Spain National Anti-Doping Agency	56	-	-	-	-	-	-	-	-	-	-	-	56	2%
Spanish Handball Federation (RFEBM)	36	-	-	15	-	-	-	-	-	-	-	-	51	2%
Autoridade Antidopagem de Portugal	18	-	-	29	-	-	-	-	-	-	-	-	47	1%
Comitato Olimpico Nazionale Italiano	36	-	1	4	-	-	-	-	-	-	-	-	40	1%
Cuba National Anti-Doping Agency	-	-	-	25	-	-	-	-	-	13	-	-	38	1%
United States Anti-Doping Agency	10	-	-	27	-	-	-	-	-	-	-	-	37	1%
Sports Authority of Thailand	8	-	-	28	-	-	-	-	-	-	-	-	36	1%
Antidoping Switzerland	20	1	-	15	1	-	-	-	-	-	-	-	35	1%
Agency for Anti-Doping Control of Bosnia and Herzegovina	12	-	-	21	-	-	-	-	-	-	-	-	33	1%
Anti Doping Authority the Netherlands	32	-	-	-	-	-	-	-	-	-	-	-	32	1%
Qatar National Antidoping Committee	22	-	-	3	-	-	-	-	-	-	-	-	25	1%
Turkish NOC Anti-Doping Commission	25	-	-	-	-	-	-	-	-	-	-	-	25	1%
French Community of Belgium NADO	24	1	3	-	-	-	-	-	-	-	-	-	24	1%
Kazakhstan National Anti-Doping Centre	-	-	-	24	-	-	-	-	-	-	-	-	24	1%
Anti-Doping Agency of Serbia	20	-	-	-	-	-	-	-	-	-	-	-	20	1%
Belarus National Anti-Doping Agency	-	-	-	20	-	-	-	-	-	-	-	-	20	1%
National Anti-Doping Agency Austria GmbH	4	-	-	16	1	-	-	-	-	-	-	-	20	1%
Slovak Anti-Doping Agency	18	-	-	-	-	-	-	-	-	-	-	-	18	1%
Comisión de Control y Seguimiento de la Salud y el Dopaje	-	-	-	17	-	-	-	-	-	-	-	-	17	1%
National Anti Doping Agency -India	17	-	-	-	-	-	-	-	-	-	-	-	17	1%
Kuwait Anti-Doping Committee	16	-	1	1	-	-	-	-	-	-	-	-	17	1%
Eastern Europe RADO	-	-	-	15	-	-	-	-	-	-	-	-	15	0.5%
Bahrain Anti-Doping Committee	12	-	-	-	-	-	-	-	-	-	-	-	12	0.4%
Costa Rica NADO	-	-	-	12	-	-	-	-	-	-	-	-	12	0.4%
NADO Flanders	12	1	-	-	-	-	-	-	-	-	-	-	12	0.4%
National Olympic and Sports Association of Iceland	8	-	-	3	-	-	-	-	-	-	-	-	11	0.3%
Hellenic National Council for Combatting Doping	8	-	-	-	-	-	-	-	-	-	-	-	8	0.2%
International Committee of Mediterranean Games	8	-	-	-	-	-	-	-	-	-	-	-	8	0.2%
Venezuela NADO	8	-	-	-	-	-	-	-	-	-	-	-	8	0.2%
International World Games Association	7	-	-	-	-	-	-	-	-	-	-	-	7	0.2%
Handball Association of Hong Kong	6	-	-	-	-	-	-	-	-	-	-	-	6	0.2%
África Zone II & III	5	5	-	-	-	-	-	-	-	-	-	-	5	0.2%
Guatemala NADO	5	-	-	-	-	-	-	-	-	-	-	-	5	0.2%
Anti-Doping Agency of Malaysia	4	-	-	-	-	-	-	-	-	-	-	-	4	0.1%
Cyprus Anti-Doping Authority	4	-	-	-	-	-	-	-	-	-	-	-	4	0.1%
Israeli NADO	4	-	1	-	-	-	-	-	-	-	-	-	4	0.1%
Anti-Doping department of State Sports Medicine Centre	4	-	-	-	-	-	-	-	-	-	-	-	4	0.1%
Organisation Sportive Bolivariense	4	-	-	-	-	-	-	-	-	-	-	-	4	0.1%
Organización Deportiva Centroamericana y Caribeña	4	-	-	-	-	-	-	-	-	-	-	-	4	0.1%
África Zone VI	-	-	-	3	-	-	-	-	-	-	-	-	3	0.1%
Comité Monegasque Antidopage	-	-	-	3	-	-	-	-	-	-	-	-	3	0.1%
Chinese Taipei Anti-Doping Agency	-	-	-	3	-	-	-	-	-	-	-	-	3	0.1%
Comite Nacional Antidopaje Mexico	-	-	-	3	-	-	-	-	-	-	-	-	3	0.1%
Luxembourg NADO	-	-	-	2	-	-	-	-	-	-	-	-	2	0.1%
Anti-Doping Commission of Malta	2	-	-	-	-	-	-	-	-	-	-	-	2	0.1%
Olympic Council of Asia	2	-	-	-	-	-	-	-	-	-	-	-	2	0.1%
África Zone IV	1	-	-	-	-	-	-	-	-	-	-	-	1	0.03%
Hong Kong Anti-Doping Committee	-	-	-	1	-	-	-	-	-	-	-	-	1	0.03%
University Sport Board of Thailand	1	-	-	-	-	-	-	-	-	-	-	-	1	0.03%
Total	1806	20	14	1408	22	1	-	-	-	17	-	-	3231	

2013 Anti-Doping Testing Figures
Samples Analyzed and Reported by Accredited Laboratories in ADAMS

Table 35: Olympic Sport - Ice Hockey

Testing Authority (TA)	Urine						Blood						Total	
	IC			OOA			IC			OOA			Samples	%
	Samples	ATF	AAF	Samples	ATF	AAF	Samples	ATF	AAF	Samples	ATF	AAF		
Russian National Anti-Doping Organization	285	11	5	245	5	-	-	-	-	-	-	-	530	15%
German National Anti-Doping Agency	77	-	-	399	-	-	-	-	-	15	-	-	491	14%
International Ice Hockey Federation	346	4	4	13	-	-	-	-	-	2	-	-	361	10%
Swedish Sports Confederation Anti-Doping Group	94	3	2	191	12	2	-	-	-	-	-	-	285	8%
Canadian Centre for Ethics in Sport	151	-	3	109	-	2	-	-	-	-	-	-	260	7%
Finnish Anti-Doping Agency	90	4	-	143	4	-	-	-	-	-	-	-	233	7%
United States Anti-Doping Agency	10	-	-	158	-	-	-	-	-	8	-	-	176	5%
Anti-Doping Norway	79	3	1	62	3	-	-	-	-	-	-	-	141	4%
Fédération française de hockey sur glace	76	-	1	38	-	-	-	-	-	5	-	-	119	3%
Antidoping Switzerland	46	1	1	51	1	-	6	-	-	4	-	-	107	3%
Anti Doping Denmark	41	1	-	44	2	-	-	-	-	-	-	-	85	2%
Japan Anti-Doping Agency	9	-	-	71	-	-	-	-	-	-	-	-	80	2%
Romanian National Anti-Doping Agency	53	1	-	19	-	-	-	-	-	-	-	-	72	2%
Poland Commission against Doping in Sports	50	-	1	22	-	-	-	-	-	-	-	-	72	2%
Korean Anti-Doping Agency	35	-	-	31	-	-	-	-	-	-	-	-	66	2%
Czech Anti-Doping Committee	53	-	-	12	-	-	-	-	-	-	-	-	65	2%
Kazakhstan National Anti-Doping Centre	-	-	-	58	-	-	-	-	-	-	-	-	58	2%
National Anti-Doping Agency Austria GmbH	4	-	-	39	2	-	-	-	-	-	-	-	43	1%
Comitato Olimpico Nazionale Italiano	41	2	-	1	-	-	-	-	-	-	-	-	42	1%
Italian Ministry of Health Department	33	2	5	-	-	-	-	-	-	-	-	-	33	1%
Anti-Doping department of State Sports Medicine Centre	-	-	-	24	-	-	-	-	-	-	-	-	24	1%
NADO Flanders	24	2	2	-	-	-	-	-	-	-	-	-	24	1%
Magyar Antidopping Csoport - HUNADO	13	-	-	4	-	-	-	-	-	6	-	-	23	1%
UK Anti-Doping	16	-	1	6	-	-	-	-	-	-	-	-	22	1%
Anti Doping Authority the Netherlands	18	-	2	-	-	-	-	-	-	-	-	-	18	1%
Slovak Anti-Doping Agency	18	-	-	-	-	-	-	-	-	-	-	-	18	1%
World Anti-Doping Agency	-	-	-	9	-	-	-	-	-	7	-	-	16	0.5%
French Community of Belgium NADO	12	-	-	-	-	-	-	-	-	-	-	-	12	0.3%
Slovenian Antidoping Organization	-	-	-	5	-	-	-	-	-	-	-	-	5	0.1%
Jamaica Anti-Doping Commission	4	-	-	-	-	-	-	-	-	-	-	-	4	0.1%
National Olympic and Sports Association of Iceland	-	-	-	2	-	-	-	-	-	-	-	-	2	0.1%
Kuwait Anti-Doping Committee	-	-	-	1	-	-	-	-	-	-	-	-	1	0.0%
	1678	34	28	1757	29	4	6	-	-	47	-	-	3488	

Table 36: Olympic Sport - Judo

Testing Authority (TA)	Urine						Blood						Total	
	Samples	IC ATF	AAF	Samples	OOO ATF	AAF	Samples	IC ATF	AAF	Samples	OOO ATF	AAF	Samples	%
Russian National Anti-Doping Organization	243	-	7	359	4	-	-	-	-	-	-	-	602	13%
Chinese Anti-Doping Agency	213	3	2	325	-	1	-	-	-	1	-	-	539	12%
International Judo Federation	497	2	10	3	-	-	-	-	-	-	-	-	500	11%
European Judo Union	323	1	4	-	-	-	-	-	-	-	-	-	323	7%
Japan Anti-Doping Agency	147	-	-	161	-	-	-	-	-	-	-	-	308	7%
Kazakhstan National Anti-Doping Centre	10	-	1	220	-	2	-	-	-	-	-	-	230	5%
National Anti Doping Agency -India	91	-	7	14	-	-	-	-	-	3	-	-	108	2%
Turkish NOC Anti-Doping Commission	69	-	3	17	-	-	-	-	-	-	-	-	86	2%
Anti Doping Authority the Netherlands	37	-	-	42	-	1	-	-	-	4	-	-	83	2%
Fédération française de judo jujitsu kendo et disciplines associées	43	-	-	30	-	-	-	-	-	-	-	-	73	2%
Romanian National Anti-Doping Agency	23	-	-	48	-	1	-	-	-	-	-	-	71	2%
Poland Commission against Doping in Sports	22	-	-	45	-	-	-	-	-	-	-	-	67	1.5%
Korean Anti-Doping Agency	7	-	-	56	-	-	-	-	-	-	-	-	63	1.4%
Sports Authority of Thailand	36	-	-	22	-	-	-	-	-	-	-	-	58	1.3%
Antidoping Switzerland	20	-	-	37	-	-	-	-	-	-	-	-	57	1.3%
French Community of Belgium NADO	48	1	2	8	-	-	-	-	-	-	-	-	56	1.3%
Deutscher Judobund	56	-	1	-	-	-	-	-	-	-	-	-	56	1.3%
Canadian Centre for Ethics in Sport	20	-	1	29	-	-	-	-	-	-	-	-	49	1.1%
German National Anti-Doping Agency	-	-	-	49	-	-	-	-	-	-	-	-	49	1.1%
United States Anti-Doping Agency	-	-	-	48	-	2	-	-	-	-	-	-	48	1.1%
Cuba National Anti-Doping Agency	5	-	-	41	2	-	-	-	-	-	-	-	46	1.0%
Chinese Taipei Anti-Doping Agency	28	-	-	17	-	-	-	-	-	-	-	-	45	1.0%
Comitato Olimpico Nazionale Italiano	24	-	-	14	-	-	-	-	-	4	-	-	42	0.9%
South East Asian Games Federation	39	-	-	-	-	-	-	-	-	-	-	-	39	0.9%
National Anti-Doping Agency Austria GmbH	10	-	1	25	-	-	-	-	-	-	-	-	35	0.8%
UK Anti-Doping	14	-	-	13	-	-	2	-	-	5	-	-	34	0.8%
Autoridade Antidopagem de Portugal	18	-	1	15	2	-	-	-	-	-	-	-	33	0.7%
Australian Sports Anti-Doping Authority	20	1	-	11	-	-	-	-	-	-	-	-	31	0.7%
Finnish Anti-Doping Agency	14	-	-	16	2	-	-	-	-	-	-	-	30	0.7%
Georgian Anti-Doping Agency	14	-	-	16	-	-	-	-	-	-	-	-	30	0.7%
Magyar Antidopping Csoport - HUNADO	-	-	-	20	-	-	-	-	-	10	-	-	30	0.7%
Brazilian Judo Confederation	29	-	2	-	-	-	-	-	-	-	-	-	29	0.6%
Conseil International des Sports Militaires	29	-	-	-	-	-	-	-	-	-	-	-	29	0.6%
Mongolia National Anti-Doping Organization	28	-	-	-	-	-	-	-	-	-	-	-	28	0.6%
NADO Flanders	18	1	-	10	1	-	-	-	-	-	-	-	28	0.6%
Czech Anti-Doping Committee	18	-	-	8	-	-	-	-	-	-	-	-	26	0.6%
Spanish Federation of Judo and associated sports	13	-	-	12	-	-	-	-	-	-	-	-	25	0.6%
Anti-Doping Norway	15	-	-	9	-	-	-	-	-	-	-	-	24	0.5%
Swedish Sports Confederation Anti-Doping Group	4	-	-	20	-	1	-	-	-	-	-	-	24	0.5%
Agency for Anti-Doping Control of Bosnia and Herzegovina	14	-	-	7	-	-	-	-	-	-	-	-	21	0.5%
Saudi Arabian Antidoping Committee	21	-	1	-	-	-	-	-	-	-	-	-	21	0.5%
Costa Rica NADO	14	-	-	5	-	-	-	-	-	-	-	-	19	0.4%
Organización Deportiva Centroamericana y Caribeña	19	-	-	-	-	-	-	-	-	-	-	-	19	0.4%
Colombian NADO	16	-	1	-	-	-	-	-	-	-	-	-	16	0.4%
International Committee of Mediterranean Games	16	-	-	-	-	-	-	-	-	-	-	-	16	0.4%
Venezuela NADO	10	-	-	6	-	-	-	-	-	-	-	-	16	0.4%
Anti Doping Denmark	9	-	-	6	-	-	-	-	-	-	-	-	15	0.3%
Chile National Anti-Doping Commission	11	-	2	4	-	-	-	-	-	-	-	-	15	0.3%
Comité International des Jeux de la Francophonie	15	-	-	-	-	-	-	-	-	-	-	-	15	0.3%
SportAccord Event Organiser	15	-	-	-	-	-	-	-	-	-	-	-	15	0.3%
East Asian Games Association	14	-	-	-	-	-	-	-	-	-	-	-	14	0.3%
Israeli NADO	2	-	-	11	-	-	-	-	-	-	-	-	13	0.3%
Anti-Doping Centre Bulgaria	6	-	-	6	-	-	-	-	-	-	-	-	12	0.3%
Oceania Regional Anti-Doping Organization	10	-	-	2	-	-	-	-	-	-	-	-	12	0.3%
South African Institute for Drug-Free Sport	12	-	2	-	-	-	-	-	-	-	-	-	12	0.3%
Anti-Doping Uruguay	12	1	1	-	-	-	-	-	-	-	-	-	12	0.3%
Croatian Institute for Toxicology and Antidoping	5	-	1	6	-	-	-	-	-	-	-	-	11	0.2%
Organisation Deportiva Bolivariana	11	-	1	-	-	-	-	-	-	-	-	-	11	0.2%
Anti-Doping Agency of Serbia	10	-	-	-	-	-	-	-	-	-	-	-	10	0.2%
Olympic Council of Asia	10	-	1	-	-	-	-	-	-	-	-	-	10	0.2%
University Sport Board of Thailand	9	-	-	-	-	-	-	-	-	-	-	-	9	0.2%
Anti-Doping Singapore	-	-	-	7	-	-	-	-	-	-	-	-	7	0.2%
Luxembourg NADO	7	-	-	-	-	-	-	-	-	-	-	-	7	0.2%
Kuwait Anti-Doping Committee	4	-	-	3	-	2	-	-	-	-	-	-	7	0.2%
Laos Anti Doping Commission	7	-	-	-	-	-	-	-	-	-	-	-	7	0.2%
Cyprus Anti-Doping Authority	6	-	1	-	-	-	-	-	-	-	-	-	6	0.1%
Myanmar National Anti-Doping Organization	-	-	-	6	-	-	-	-	-	-	-	-	6	0.1%
Central Asia RADO	-	-	-	6	-	-	-	-	-	-	-	-	6	0.1%
Estonian Anti-Doping Agency	-	-	-	5	-	-	-	-	-	-	-	-	5	0.1%
National Olympic and Sports Association of Iceland	3	-	-	2	-	1	-	-	-	-	-	-	5	0.1%
Anti-Doping Agency of Malaysia	4	-	-	-	-	-	-	-	-	-	-	-	4	0.1%
Africa Zone II & III	4	-	-	-	-	-	-	-	-	-	-	-	4	0.1%
Comité Monegasque Antidopage	4	-	-	-	-	-	-	-	-	-	-	-	4	0.1%
Drug Free Sport New Zealand	4	-	-	-	-	-	-	-	-	-	-	-	4	0.1%
Hellenic National Council for Combatting Doping	4	-	-	-	-	-	-	-	-	-	-	-	4	0.1%
Guatemala NADO	4	-	-	-	-	-	-	-	-	-	-	-	4	0.1%
Hong Kong Anti-Doping Committee	-	-	-	4	-	-	-	-	-	-	-	-	4	0.1%
Irish Sports Council	2	-	-	2	-	-	-	-	-	-	-	-	4	0.1%
Anti-Doping department of State Sports Medicine Centre	2	-	-	2	-	-	-	-	-	-	-	-	4	0.1%
Mauritius Judo Federation	4	-	-	-	-	-	-	-	-	-	-	-	4	0.1%

2013 Anti-Doping Testing Figures
Samples Analyzed and Reported by Accredited Laboratories in ADAMS

Table 36: Olympic Sport - Judo - continued

Testing Authority (TA)	Urine						Blood						Total	
	IC		OOC		IC		OOC		IC		OOC		Samples	%
	Samples	ATF	AAF	Samples	ATF	AAF	Samples	ATF	AAF	Samples	ATF	AAF		
South American Sports Organization	4	-	-	-	-	-	-	-	-	-	-	-	4	0.1%
Africa Zone I	-	-	-	3	-	-	-	-	-	-	-	-	3	0.1%
Africa Zone IV	3	-	1	-	-	-	-	-	-	-	-	-	3	0.1%
Belarus National Anti-Doping Agency	-	-	-	3	-	-	-	-	-	-	-	-	3	0.1%
Slovenian Antidoping Organization	-	-	-	3	-	-	-	-	-	-	-	-	3	0.1%
Africa Zone VI	-	-	-	2	-	-	-	-	-	-	-	-	2	0.04%
Libyan Olympic Committee	-	-	-	2	-	-	-	-	-	-	-	-	2	0.04%
Confédération Sportive Internationale Travailiste et Amateur	2	-	-	-	-	-	-	-	-	-	-	-	2	0.04%
Eastern Europe RADO	-	-	-	2	-	-	-	-	-	-	-	-	2	0.04%
Anti-Doping Commission of Malta	1	-	-	1	-	-	-	-	-	-	-	-	2	0.04%
South East Asia RADO	-	-	-	2	-	-	-	-	-	-	-	-	2	0.04%
Comitato Permanente Antidoping	-	-	-	2	-	-	-	-	-	-	-	-	2	0.04%
Jordan Anti-doping Organization	-	-	-	1	-	-	-	-	-	-	-	-	1	0.02%
West Asia RADO	-	-	-	1	-	-	-	-	-	-	-	-	1	0.02%
	2575	10	54	1872	11	11	2	-	-	27	-	-	4476	

2013 Anti-Doping Testing Figures
Samples Analyzed and Reported by Accredited Laboratories in ADAMS

Table 37: Olympic Sport - Luge

Testing Authority (TA)	Urine						Blood						Total	
	IC			OOC			IC			OOC			Samples	%
	Samples	ATF	AAF	Samples	ATF	AAF	Samples	ATF	AAF	Samples	ATF	AAF		
Russian National Anti-Doping Organization	62	-	1	128	8	-	-	-	-	-	-	-	190	40%
International Luge Federation	48	-	-	39	-	-	-	-	-	-	-	-	87	18%
United States Anti-Doping Agency	30	-	-	49	-	-	-	-	-	-	-	-	79	17%
German National Anti-Doping Agency	3	-	-	53	-	-	-	-	-	-	-	-	56	12%
Canadian Centre for Ethics in Sport	6	-	-	16	-	-	-	-	-	-	-	-	22	5%
Anti-Doping Norway	-	-	-	9	-	-	-	-	-	-	-	-	9	2%
Anti-Doping department of State Sports Medicine Centre	-	-	-	8	-	-	-	-	-	-	-	-	8	2%
Korean Anti-Doping Agency	-	-	-	6	-	-	-	-	-	-	-	-	6	1.3%
Czech Anti-Doping Committee	5	-	-	-	-	-	-	-	-	-	-	-	5	1.0%
National Anti-Doping Agency Austria GmbH	-	-	-	5	-	-	-	-	-	-	-	-	5	1.0%
Antidoping Switzerland	-	-	-	4	-	-	-	-	-	-	-	-	4	0.8%
Japan Anti-Doping Agency	2	-	-	1	-	-	-	-	-	-	-	-	3	0.6%
Australian Sports Anti-Doping Authority	-	-	-	1	-	-	-	-	-	-	-	-	1	0.2%
Kazakhstan National Anti-Doping Centre	-	-	-	1	-	-	-	-	-	-	-	-	1	0.2%
UK Anti-Doping	-	-	-	1	-	-	-	-	-	-	-	-	1	0.2%
	156	-	1	321	8	-	-	-	-	-	-	-	477	

2013 Anti-Doping Testing Figures
Samples Analyzed and Reported by Accredited Laboratories in ADAMS

Table 38: Olympic Sport - Modern Pentathlon

Testing Authority (TA)	Urine						Blood						Total	
	IC Samples	ATF	AAF	IC Samples	ATF	AAF	IC Samples	ATF	AAF	IC Samples	ATF	AAF	Samples	%
Union Internationale de Pentathlon Moderne	139	-	-	41	-	-	-	-	-	-	-	-	180	32.4%
Chinese Anti-Doping Agency	45	-	-	16	-	-	2	-	-	-	-	-	63	11.4%
Russian National Anti-Doping Organization	15	-	-	41	1	-	-	-	-	-	-	-	56	10.1%
Poland Commission against Doping in Sports	25	1	-	17	-	-	-	-	-	-	-	-	42	7.6%
Venezuela NADO	-	-	-	17	-	-	-	-	-	22	-	-	39	7.0%
Korean Anti-Doping Agency	20	-	-	13	1	-	-	-	-	-	-	-	33	5.9%
Magyar Antidopping Csoport - HUNADO	8	-	-	17	1	-	-	-	-	-	-	-	25	4.5%
German National Anti-Doping Agency	6	-	-	12	-	-	-	-	-	-	-	-	18	3.2%
Comitato Olimpico Nazionale Italiano	9	-	-	6	-	-	-	-	1	-	-	-	16	2.9%
Czech Anti-Doping Committee	5	-	-	4	-	-	-	-	-	-	-	-	9	1.6%
United States Anti-Doping Agency	-	-	-	8	-	-	-	-	-	-	-	-	8	1.4%
Japan Anti-Doping Agency	5	-	-	2	-	-	-	-	-	-	-	-	7	1.3%
Kazakhstan National Anti-Doping Centre	-	-	-	7	-	1	-	-	-	-	-	-	7	1.3%
Conseil International des Sports Militaires	6	-	1	-	-	-	-	-	-	-	-	-	6	1.1%
Cuba National Anti-Doping Agency	-	-	-	6	-	-	-	-	-	-	-	-	6	1.1%
Irish Sports Council	-	-	-	6	-	-	-	-	-	-	-	-	6	1.1%
Turkish NOC Anti-Doping Commission	-	-	-	6	-	-	-	-	-	-	-	-	6	1.1%
Spain National Anti-Doping Agency	4	-	-	-	-	-	-	-	-	-	-	-	4	0.7%
Federacion Dominicana de Medicina del Deporte	4	-	-	-	-	-	-	-	-	-	-	-	4	0.7%
Finnish Anti-Doping Agency	4	-	-	-	-	-	-	-	-	-	-	-	4	0.7%
Fédération Française de Pentathlon Moderne	-	-	-	3	-	-	-	-	1	-	-	-	4	0.7%
UK Anti-Doping	-	-	-	4	-	-	-	-	-	-	-	-	4	0.7%
Chinese Taipei Anti-Doping Agency	-	-	-	3	-	-	-	-	-	-	-	-	3	0.5%
Anti-Doping department of State Sports Medicine Centre	-	-	-	2	-	-	-	-	-	-	-	-	2	0.4%
National Anti-Doping Agency Austria GmbH	-	-	-	2	-	-	-	-	-	-	-	-	2	0.4%
Lithuanian Anti-Doping Agency	-	-	-	1	-	-	-	-	-	-	-	-	1	0.2%
	295	1	1	234	3	1	2	-	-	24	-	-	555	

Table 39: Olympic Sport - Rowing

Testing Authority (TA)	Urine						Blood						Total	
	IC	ATF	AAF	IC	ATF	AAF	IC	ATF	AAF	IC	ATF	AAF	Samples	%
Chinese Anti-Doping Agency	224	1	-	410	3	-	17	-	-	13	-	-	664	15%
German National Anti-Doping Agency	-	-	-	467	-	-	-	-	-	9	-	-	476	11%
Russian National Anti-Doping Organization	197	4	2	242	4	-	-	-	-	-	-	-	439	10%
International Rowing Federation	147	1	1	75	-	-	-	-	-	-	-	-	222	5%
Australian Sports Anti-Doping Authority	62	-	-	133	-	-	-	-	-	-	-	-	195	4%
Poland Commission against Doping in Sports	28	-	1	134	5	-	-	-	-	-	-	-	162	4%
Drug Free Sport New Zealand	14	-	-	127	-	-	-	-	-	-	-	-	141	3%
Romanian National Anti-Doping Agency	31	-	-	74	-	-	-	-	-	28	-	-	133	3%
Cuba National Anti-Doping Agency	11	-	-	103	4	-	-	-	-	19	-	-	133	3%
Anti Doping Authority the Netherlands	42	-	-	78	-	-	-	-	-	-	-	-	120	3%
National Anti Doping Agency -India	60	-	-	54	-	-	-	-	-	-	-	-	114	3%
Asociación de Clubes de Traineras	31	-	-	62	-	-	8	-	-	-	-	-	101	2%
French Rowing Federation	35	-	2	55	-	-	-	-	-	6	-	-	96	2%
Comitato Olimpico Nazionale Italiano	48	-	-	26	-	-	-	-	-	10	-	-	84	2%
UK Anti-Doping	21	-	-	53	-	-	-	-	-	8	-	-	82	2%
GV Gobierno Vasco	68	-	-	9	-	-	-	-	-	-	-	-	77	2%
Sports Authority of Thailand	4	-	-	62	1	-	-	-	-	-	-	-	66	2%
Japan Anti-Doping Agency	46	-	-	18	-	-	-	-	-	-	-	-	64	1%
United States Anti-Doping Agency	26	-	3	37	-	-	-	-	-	-	-	-	63	1%
Czech Anti-Doping Committee	44	-	-	9	-	-	-	-	-	4	-	-	57	1%
Canadian Centre for Ethics in Sport	20	-	-	33	-	-	-	-	-	3	-	-	56	1%
Korean Anti-Doping Agency	20	-	-	35	1	-	-	-	-	-	-	-	55	1%
Anti Doping Denmark	18	1	-	32	-	-	-	-	-	-	-	-	50	1%
Deutscher Ruderverband	46	-	-	-	-	-	-	-	-	-	-	-	46	1%
South African Institute for Drug-Free Sport	32	-	2	12	-	-	-	-	-	-	-	-	44	1%
National Anti-Doping Agency Austria GmbH	-	-	-	42	-	1	-	-	-	-	-	-	42	1%
Antidoping Switzerland	11	-	-	22	-	-	-	-	-	3	-	-	36	1%
Swedish Sports Confederation Anti-Doping Group	18	1	-	13	-	-	4	-	-	-	-	-	35	1%
Finnish Anti-Doping Agency	12	-	-	17	-	-	-	-	-	1	-	-	30	1%
Venezuela NADO	10	2	-	19	2	-	-	-	-	-	-	-	29	1%
Rowing Federation of Spain	-	-	-	28	-	-	-	-	-	-	-	-	28	1%
Anti-Doping Centre Bulgaria	12	-	-	13	-	-	-	-	-	-	-	-	25	1%
NADO Flanders	18	1	-	5	-	-	-	-	-	-	-	-	23	1%
South East Asian Games Federation	21	1	-	-	-	-	-	-	-	-	-	-	21	0.5%
Autoridade Antidopagem de Portugal	12	-	-	3	-	-	-	-	-	5	-	-	20	0.5%
Federación Vasca de Remo	20	-	1	-	-	-	-	-	-	-	-	-	20	0.5%
Hong Kong Anti-Doping Committee	4	-	-	12	-	-	-	-	-	4	-	-	20	0.5%
Anti-Doping Norway	12	2	-	6	1	-	-	-	-	-	-	-	18	0.4%
Egypt National Anti-doping Organization	-	-	-	18	-	-	-	-	-	-	-	-	18	0.4%
Magyar Antidopping Csoport - HUNADO	7	-	-	11	1	-	-	-	-	-	-	-	18	0.4%
Anti-Doping Agency of Serbia	-	-	-	17	-	-	-	-	-	-	-	-	17	0.4%
Italian Ministry of Health Department	16	-	1	-	-	-	-	-	-	-	-	-	16	0.4%
Hellenic National Council for Combatting Doping	14	-	-	2	-	-	-	-	-	-	-	-	16	0.4%
Irish Sports Council	10	-	-	2	-	-	-	-	-	-	-	-	12	0.3%
Croatian Institute for Toxicology and Antidoping	-	-	-	11	-	-	-	-	-	-	-	-	11	0.3%
Africa Regional Anti-Doping Organization Zone V	-	-	-	10	-	-	-	-	-	-	-	-	10	0.2%
Chile National Anti-Doping Commission	-	-	-	10	-	-	-	-	-	-	-	-	10	0.2%
Egyptian Rowing and Canoe Federation	10	-	-	-	-	-	-	-	-	-	-	-	10	0.2%
Spain National Anti-Doping Agency	9	-	-	1	-	-	-	-	-	-	-	-	10	0.2%
West Asia RADO	-	-	-	10	-	-	-	-	-	-	-	-	10	0.2%
Myanmar National Anti-Doping Organization	-	-	-	8	-	-	-	-	-	-	-	-	8	0.2%
Organisation Deportiva Bolivariana	8	-	-	-	-	-	-	-	-	-	-	-	8	0.2%
NADO Algérienne	-	-	-	7	-	-	-	-	-	-	-	-	7	0.2%
Asociación de Remo del Cantábrico	3	-	-	4	-	-	-	-	-	-	-	-	7	0.2%
International Committee of Mediterranean Games	7	-	-	-	-	-	-	-	-	-	-	-	7	0.2%
French Community of Belgium NADO	6	-	-	-	-	-	-	-	-	-	-	-	6	0.1%
Estonian Anti-Doping Agency	2	-	-	4	-	-	-	-	-	-	-	-	6	0.1%
Anti-Doping Commission of Malta	6	-	-	-	-	-	-	-	-	-	-	-	6	0.1%
Slovenian Antidoping Organization	-	-	-	5	-	-	-	-	-	-	-	-	5	0.1%
Turkish NOC Anti-Doping Commission	5	-	-	-	-	-	-	-	-	-	-	-	5	0.1%
Belarus National Anti-Doping Agency	1	-	1	3	-	1	-	-	-	-	-	-	4	0.1%
Anti-Doping Agency of Malaysia	-	-	-	3	-	-	-	-	-	-	-	-	3	0.1%
Kazakhstan National Anti-Doping Centre	-	-	-	3	-	-	-	-	-	-	-	-	3	0.1%
Anti-Doping department of State Sports Medicine Centre	-	-	-	3	-	-	-	-	-	-	-	-	3	0.1%
Central Asia RADO	-	-	-	3	-	-	-	-	-	-	-	-	3	0.1%
University Sport Board of Thailand	3	-	-	-	-	-	-	-	-	-	-	-	3	0.1%
2013 WMG Organizing Committee	3	-	-	-	-	-	-	-	-	-	-	-	3	0.1%
Anti-Doping Singapore	-	-	-	2	-	-	-	-	-	-	-	-	2	0.05%
International University Sport Federation	-	-	-	-	-	-	2	-	-	-	-	-	2	0.05%
Lithuanian Anti-Doping Agency	-	-	-	1	-	-	-	-	-	1	-	-	2	0.05%
South American Sports Organization	2	-	-	-	-	-	-	-	-	-	-	-	2	0.05%
Eastern Europe RADO	-	-	-	1	-	1	-	-	-	-	-	-	1	0.02%
Guatemala NADO	1	-	-	-	-	-	-	-	-	-	-	-	1	0.02%
International Racquetball Federation	-	-	-	1	-	-	-	-	-	-	-	-	1	0.02%
Total	1538	14	14	2660	22	3	31	-	-	114	-	-	4343	

2013 Anti-Doping Testing Figures
Samples Analyzed and Reported by Accredited Laboratories in ADAMS

Table 40: Olympic Sport - Rugby

Testing Authority (TA)	Urine						Blood						Total				
	IC	ATF	AAF	IC	ATF	AAF	IC	ATF	AAF	IC	ATF	AAF	IC	ATF	AAF	Samples	%
International Rugby Board	578	3	3	1047	20	3	6	-	-	26	-	-	1657	-	-	1657	27%
UK Anti-Doping	142	-	2	465	-	5	53	-	-	182	-	-	842	-	-	842	14%
South African Institute for Drug-Free Sport	424	-	13	161	-	3	-	-	-	5	-	-	590	-	-	590	9.6%
Federation Francaise de Rugby	297	-	11	187	-	1	28	-	-	17	-	-	529	-	-	529	8.6%
Japan Anti-Doping Agency	135	1	1	212	-	-	-	-	-	-	-	-	347	-	-	347	5.7%
Australian Sports Anti-Doping Authority	65	-	-	132	-	-	-	-	-	-	-	-	197	-	-	197	3.2%
Drug Free Sport New Zealand	66	-	2	106	-	-	-	-	-	-	-	-	172	-	-	172	2.8%
Romanian National Anti-Doping Agency	96	3	1	50	2	-	-	-	-	15	-	-	161	-	-	161	2.6%
Comitato Olimpico Nazionale Italiano	69	-	-	76	2	-	-	-	-	8	-	-	153	-	-	153	2.5%
Rugby Football Union	-	-	-	116	3	1	-	-	-	-	-	-	116	-	-	116	1.9%
Russian National Anti-Doping Organization	-	-	-	80	-	-	34	-	-	-	-	-	114	-	-	114	1.9%
Poland Commission against Doping in Sports	58	-	7	52	-	1	-	-	-	-	-	-	110	-	-	110	1.8%
Six Nations Rugby Limited	99	1	-	-	-	-	-	-	-	-	-	-	99	-	-	99	1.6%
Irish Sports Council	21	1	1	71	-	1	-	-	-	-	-	-	92	-	-	92	1.5%
European Rugby Cup	90	1	2	-	-	-	-	-	-	-	-	-	90	-	-	90	1.5%
Canadian Centre for Ethics in Sport	27	-	-	52	-	-	-	-	-	-	-	-	79	-	-	79	1.3%
German National Anti-Doping Agency	-	-	-	71	-	-	-	-	-	-	-	-	71	-	-	71	1.2%
Sports Authority of Thailand	34	-	1	36	-	-	-	-	-	-	-	-	70	-	-	70	1.1%
Swedish Sports Confederation Anti-Doping Group	35	1	3	29	1	1	-	-	-	-	-	-	64	-	-	64	1.0%
Spain National Anti-Doping Agency	48	-	3	6	-	-	-	-	-	-	-	-	54	-	-	54	0.9%
Spanish Rugby Federation	36	-	1	10	-	-	-	-	-	-	-	-	46	-	-	46	0.8%
Kazakhstan National Anti-Doping Centre	-	-	-	46	2	-	-	-	-	-	-	-	46	-	-	46	0.8%
Anti Doping Authority the Netherlands	30	1	3	15	-	-	-	-	-	-	-	-	45	-	-	45	0.7%
Anti Doping Denmark	16	1	-	25	3	-	-	-	-	-	-	-	41	-	-	41	0.7%
Oceania Regional Anti-Doping Organization	16	-	-	20	-	-	-	-	-	-	-	-	36	-	-	36	0.6%
Antidoping Switzerland	12	-	1	15	-	-	-	-	-	4	-	-	31	-	-	31	0.5%
United States Anti-Doping Agency	-	-	-	28	1	-	-	-	-	-	-	-	28	-	-	28	0.5%
Czech Anti-Doping Committee	16	-	1	8	-	-	-	-	-	-	-	-	24	-	-	24	0.4%
Italian Ministry of Health Department	24	-	2	-	-	-	-	-	-	-	-	-	24	-	-	24	0.4%
Sri Lanka Anti Doping Agency	24	-	2	-	-	-	-	-	-	-	-	-	24	-	-	24	0.4%
Union Argentina de Rugby	20	-	-	-	-	-	-	-	-	-	-	-	20	-	-	20	0.3%
Autoridade Antidopagem de Portugal	8	-	1	8	1	-	-	-	-	-	-	-	16	-	-	16	0.3%
Anti-Doping Norway	14	1	-	-	-	-	-	-	-	-	-	-	14	-	-	14	0.2%
Chile National Anti-Doping Commission	-	-	-	12	-	-	-	-	-	-	-	-	12	-	-	12	0.2%
International World Games Association	10	-	-	-	-	-	2	-	-	-	-	-	12	-	-	12	0.2%
Africa Zone VI	-	-	-	10	-	-	-	-	-	-	-	-	10	-	-	10	0.2%
Croatian Institute for Toxicology and Antidoping	-	-	-	10	-	-	-	-	-	-	-	-	10	-	-	10	0.2%
Philippine Sports Commission	10	-	-	-	-	-	-	-	-	-	-	-	10	-	-	10	0.2%
Georgian Anti-Doping Agency	8	-	-	-	-	-	-	-	-	-	-	-	8	-	-	8	0.1%
Magyar Antidopping Csoport - HUNADO	8	-	-	-	-	-	-	-	-	-	-	-	8	-	-	8	0.1%
Korean Anti-Doping Agency	7	-	-	-	-	-	-	-	-	-	-	-	7	-	-	7	0.1%
French Community of Belgium NADO	6	-	-	-	-	-	-	-	-	-	-	-	6	-	-	6	0.1%
Chinese Anti-Doping Agency	6	-	-	-	-	-	-	-	-	-	-	-	6	-	-	6	0.1%
Deutscher Rugby-Verband	6	-	1	-	-	-	-	-	-	-	-	-	6	-	-	6	0.1%
Anti-Doping Agency of Malaysia	-	-	-	5	-	-	-	-	-	-	-	-	5	-	-	5	0.1%
Israeli NADO	4	-	-	-	-	-	-	-	-	-	-	-	4	-	-	4	0.1%
Anti-Doping Uruguay	4	-	-	-	-	-	-	-	-	-	-	-	4	-	-	4	0.1%
Chinese Taipei Anti-Doping Agency	-	-	-	3	-	-	-	-	-	-	-	-	3	-	-	3	0.05%
University Sport Board of Thailand	3	-	-	-	-	-	-	-	-	-	-	-	3	-	-	3	0.05%
Venezuela NADO	3	-	-	-	-	-	-	-	-	-	-	-	3	-	-	3	0.05%
Andorra National Anti-Doping Commission	-	-	-	2	-	-	-	-	-	-	-	-	2	-	-	2	0.03%
Kazakstan Rugby Union	-	-	-	2	-	-	-	-	-	-	-	-	2	-	-	2	0.03%
Hong Kong Anti-Doping Committee	-	-	-	1	-	-	-	-	-	-	-	-	1	-	-	1	0.02%
National Anti Doping Agency -India	-	-	-	1	-	-	-	-	-	-	-	-	1	-	-	1	0.02%
Anti-Doping Commission of Malta	-	-	-	1	-	-	-	-	-	-	-	-	1	-	-	1	0.02%
	2575	14	62	3171	35	16	123	-	-	257	-	-	6126	-	-	6126	

Table 41: Olympic Sport - Sailing

Testing Authority (TA)	Urine						Blood						Total				
	IC	ATF	AAF	IC	ATF	AAF	IC	ATF	AAF	IC	ATF	AAF	IC	ATF	AAF	Samples	%
International Sailing Federation	38	-	1	40	-	-	-	-	-	-	-	-	1	-	-	79	13%
Chinese Anti-Doping Agency	55	-	1	14	-	-	-	-	-	-	-	-	-	-	-	69	11%
Royal Spanish Sailing Federation	9	-	-	32	-	-	-	-	-	-	-	-	-	-	-	41	6.5%
Japan Anti-Doping Agency	39	-	-	-	-	-	-	-	-	-	-	-	-	-	-	39	6.2%
Russian National Anti-Doping Organization	30	-	-	9	-	-	-	-	-	-	-	-	-	-	-	39	6.2%
Fédération française de voile	36	-	1	-	-	-	-	-	-	-	-	-	-	-	-	36	5.7%
Autoridade Antidopagem de Portugal	23	-	-	8	-	-	-	-	-	-	-	-	-	-	-	31	4.9%
Anti Doping Authority the Netherlands	14	-	1	9	-	-	-	-	-	-	-	-	-	-	-	23	3.6%
Croatian Institute for Toxicology and Antidoping	5	1	-	17	-	-	-	-	-	-	-	-	-	-	-	22	3.5%
Sports Authority of Thailand	-	-	-	22	-	-	-	-	-	-	-	-	-	-	-	22	3.5%
German National Anti-Doping Agency	-	-	-	18	-	-	-	-	-	-	-	-	-	-	-	18	2.9%
Comitato Olimpico Nazionale Italiano	17	-	-	-	-	-	-	-	-	-	-	-	-	-	-	17	2.7%
Anti-Doping Singapore	-	-	-	16	-	-	-	-	-	-	-	-	-	-	-	16	2.5%
Finnish Anti-Doping Agency	8	-	-	7	-	-	-	-	-	-	-	-	-	-	-	15	2.4%
Swedish Sports Confederation Anti-Doping Group	11	-	-	4	1	-	-	-	-	-	-	-	-	-	-	15	2.4%
United States Anti-Doping Agency	-	-	-	13	-	-	-	-	-	-	-	-	-	-	-	13	2.1%
Antidoping Switzerland	8	-	-	3	-	-	-	-	-	-	-	-	-	-	-	11	1.7%
Anti-Doping Agency of Malaysia	-	-	-	10	-	-	-	-	-	-	-	-	-	-	-	10	1.6%
Korean Anti-Doping Agency	3	-	-	7	-	-	-	-	-	-	-	-	-	-	-	10	1.6%
Anti Doping Denmark	6	-	-	3	-	-	-	-	-	-	-	-	-	-	-	9	1.4%
Drug Free Sport New Zealand	6	-	1	2	-	-	-	-	-	-	-	-	-	-	-	8	1.3%
Israeli NADO	-	-	-	8	-	-	-	-	-	-	-	-	-	-	-	8	1.3%
Egypt National Anti-doping Organization	7	-	-	-	-	-	-	-	-	-	-	-	-	-	-	7	1.1%
Anti-Doping Norway	6	1	-	-	-	-	-	-	-	-	-	-	-	-	-	6	1.0%
Deutscher Segler-Verband	6	-	-	-	-	-	-	-	-	-	-	-	-	-	-	6	1.0%
Qatar National Antidoping Committee	-	-	-	6	-	-	-	-	-	-	-	-	-	-	-	6	1.0%
Czech Anti-Doping Committee	5	-	-	-	-	-	-	-	-	-	-	-	-	-	-	5	0.8%
Caribbean Regional Anti-Doping Organization	1	-	-	4	-	-	-	-	-	-	-	-	-	-	-	5	0.8%
Oceania Regional Anti-Doping Organization	4	-	-	1	-	-	-	-	-	-	-	-	-	-	-	5	0.8%
Poland Commission against Doping in Sports	5	-	-	-	-	-	-	-	-	-	-	-	-	-	-	5	0.8%
Italian Ministry of Health Department	4	-	-	-	-	-	-	-	-	-	-	-	-	-	-	4	0.6%
National Anti-Doping Agency Austria GmbH	-	-	-	4	-	-	-	-	-	-	-	-	-	-	-	4	0.6%
Organisation Deportiva Bolivariana	4	-	-	-	-	-	-	-	-	-	-	-	-	-	-	4	0.6%
South American Sports Organization	4	-	-	-	-	-	-	-	-	-	-	-	-	-	-	4	0.6%
NADO Flanders	-	-	-	3	-	-	-	-	-	-	-	-	-	-	-	3	0.5%
Canadian Centre for Ethics in Sport	2	-	-	-	-	-	-	-	-	-	-	-	-	-	-	2	0.3%
Comité Monegasque Antidopage	-	-	-	2	-	-	-	-	-	-	-	-	-	-	-	2	0.3%
Cuba National Anti-Doping Agency	-	-	-	2	-	-	-	-	-	-	-	-	-	-	-	2	0.3%
Estonian Anti-Doping Agency	-	-	-	2	-	-	-	-	-	-	-	-	-	-	-	2	0.3%
Hellenic National Council for Combatting Doping	-	-	-	2	-	-	-	-	-	-	-	-	-	-	-	2	0.3%
International Committee of Mediterranean Games	2	-	-	-	-	-	-	-	-	-	-	-	-	-	-	2	0.3%
Anti-Doping Uruguay	-	-	-	2	-	-	-	-	-	-	-	-	-	-	-	2	0.3%
Hong Kong Anti-Doping Committee	-	-	-	1	-	-	-	-	-	-	-	-	-	-	-	1	0.2%
Anti-Doping Commission of Malta	-	-	-	1	-	-	-	-	-	-	-	-	-	-	-	1	0.2%
	358	2	5	272	1	-	-	-	-	-	-	-	1	-	-	631	

Table 42: Olympic Sport - Shooting Sport

Testing Authority (TA)	Urine						Blood						Total	
	IC Samples	ATF	AAF	IC Samples	ATF	AAF	IC Samples	ATF	AAF	IC Samples	ATF	AAF	Samples	%
International Shooting Sport Federation	437	-	2	23	-	-	-	-	-	-	-	-	460	20%
Russian National Anti-Doping Organization	377	2	5	41	1	-	-	-	-	-	-	-	418	18%
Chinese Anti-Doping Agency	135	-	2	157	-	-	-	-	-	-	-	-	292	12%
Deutscher Schützenbund	142	-	1	-	-	-	-	-	-	-	-	-	142	6.0%
Kazakhstan National Anti-Doping Centre	89	-	-	13	-	-	-	-	-	-	-	-	102	4.3%
National Anti Doping Agency -India	39	-	-	47	-	-	-	-	-	-	-	-	86	3.7%
Korean Anti-Doping Agency	21	-	1	63	-	-	-	-	-	-	-	-	84	3.6%
United States Anti-Doping Agency	40	-	-	34	-	-	-	-	-	-	-	-	74	3.1%
Romanian National Anti-Doping Agency	56	-	-	3	-	-	-	-	-	-	-	-	59	2.5%
Japan Anti-Doping Agency	29	-	-	29	-	-	-	-	-	-	-	-	58	2.5%
Sports Authority of Thailand	24	-	-	25	-	-	-	-	-	-	-	-	49	2.1%
Australian Sports Anti-Doping Authority	43	-	1	5	-	-	-	-	-	-	-	-	48	2.0%
Qatar National Antidoping Committee	14	-	-	34	-	1	-	-	-	-	-	-	48	2.0%
Guatemala NADO	35	-	-	-	-	-	-	-	-	-	-	-	35	1.5%
Autoridade Antidopagem de Portugal	30	-	-	2	1	-	-	-	-	-	-	-	32	1.4%
Real Federación Española de Tiro Olímpico	20	-	-	8	-	-	-	-	-	-	-	-	28	1.2%
Comitato Olimpico Nazionale Italiano	27	-	-	-	-	-	-	-	-	-	-	-	27	1.1%
Cuba National Anti-Doping Agency	-	-	-	25	-	-	-	-	-	-	-	-	25	1.1%
Cyprus Anti-Doping Authority	18	-	-	-	-	-	-	-	-	-	-	-	18	0.8%
Fédération française de tir	17	-	2	-	-	-	-	-	-	-	-	-	17	0.7%
Anti Doping Authority the Netherlands	16	-	1	-	-	-	-	-	-	-	-	-	16	0.7%
Anti-Doping Norway	15	-	-	-	-	-	-	-	-	-	-	-	15	0.6%
Czech Anti-Doping Committee	14	1	1	-	-	-	-	-	-	-	-	-	14	0.6%
European Shooting Confederation	14	1	-	-	-	-	-	-	-	-	-	-	14	0.6%
Croatian Institute for Toxicology and Antidoping	-	-	-	13	-	-	-	-	-	-	-	-	13	0.6%
Magyar Antidopping Csoport - HUNADO	-	-	-	12	-	-	-	-	-	-	-	-	12	0.5%
South African Institute for Drug-Free Sport	12	-	-	-	-	-	-	-	-	-	-	-	12	0.5%
Finnish Anti-Doping Agency	11	-	-	-	-	-	-	-	-	-	-	-	11	0.5%
Olympic Council of Asia	11	-	-	-	-	-	-	-	-	-	-	-	11	0.5%
East Asian Games Association	9	-	-	-	-	-	-	-	-	-	-	-	9	0.4%
South East Asian Games Federation	9	-	-	-	-	-	-	-	-	-	-	-	9	0.4%
Anti-Doping Agency of Malaysia	-	-	-	8	-	-	-	-	-	-	-	-	8	0.3%
Kuwait Anti-Doping Committee	8	-	-	-	-	-	-	-	-	-	-	-	8	0.3%
Anti-Doping Commission of Malta	6	-	-	2	-	-	-	-	-	-	-	-	8	0.3%
Poland Commission against Doping in Sports	8	-	-	-	-	-	-	-	-	-	-	-	8	0.3%
Swedish Sports Confederation Anti-Doping Group	4	-	-	4	-	-	-	-	-	-	-	-	8	0.3%
Venezuela NADO	8	-	-	-	-	-	-	-	-	-	-	-	8	0.3%
Anti-Doping Centre Bulgaria	6	-	-	1	-	-	-	-	-	-	-	-	7	0.3%
German National Anti-Doping Agency	-	-	-	6	-	-	-	-	-	-	-	-	6	0.3%
Chinese Taipei Anti-Doping Agency	-	-	-	5	-	-	-	-	-	-	-	-	5	0.2%
International Committee of Mediterranean Games	5	-	-	-	-	-	-	-	-	-	-	-	5	0.2%
Anti Doping Denmark	-	-	-	4	-	-	-	-	-	-	-	-	4	0.2%
Brazilian Paralympic Committee	4	-	-	-	-	-	-	-	-	-	-	-	4	0.2%
Georgian Anti-Doping Agency	4	-	-	-	-	-	-	-	-	-	-	-	4	0.2%
Caribbean Regional Anti-Doping Organization	-	-	-	3	-	-	-	-	-	-	-	-	3	0.1%
Israeli NADO	-	-	-	3	-	-	-	-	-	-	-	-	3	0.1%
Comitato Permanente Antidoping	-	-	-	3	-	-	-	-	-	-	-	-	3	0.1%
Luxembourg NADO	2	-	-	-	-	-	-	-	-	-	-	-	2	0.1%
French Community of Belgium NADO	-	-	-	2	-	-	-	-	-	-	-	-	2	0.1%
Agency for Anti-Doping Control of Bosnia and Herzegovina	-	-	-	2	-	-	-	-	-	-	-	-	2	0.1%
Canadian Centre for Ethics in Sport	2	-	-	-	-	-	-	-	-	-	-	-	2	0.1%
Spain National Anti-Doping Agency	-	-	-	2	-	-	-	-	-	-	-	-	2	0.1%
Gulf States and Yemen RADO	2	-	-	-	-	-	-	-	-	-	-	-	2	0.1%
South East Asia RADO	-	-	-	2	-	-	-	-	-	-	-	-	2	0.1%
University Sport Board of Thailand	2	-	-	-	-	-	-	-	-	-	-	-	2	0.09%
Hellenic National Council for Combatting Doping	-	-	-	1	-	-	-	-	-	-	-	-	1	0.04%
Hong Kong Anti-Doping Committee	-	-	-	1	-	-	-	-	-	-	-	-	1	0.04%
National Anti-Doping Agency Austria GmbH	-	-	-	1	-	-	-	-	-	-	-	-	1	0.04%
2013 WMG Organizing Committee	1	-	1	-	-	-	-	-	-	-	-	-	1	0.04%
TOTAL	1766	4	17	584	2	1	-	-	-	-	-	-	2350	

Table 43: Olympic Sport - Skating

Testing Authority (TA)	Urine						Blood						Total	
	IC	ATF		AAF	IC	ATF		AAF	IC	ATF		AAF	Samples	%
	Samples	ATF	AAF	Samples	ATF	AAF	Samples	ATF	AAF	Samples	ATF	AAF	Samples	%
International Skating Union	772	12	2	193	1	-	31	-	-	21	-	-	1017	22%
Russian National Anti-Doping Organization	380	11	1	353	13	-	-	-	-	15	-	-	748	16%
German National Anti-Doping Agency	16	-	-	327	1	-	-	-	-	22	-	-	365	7.8%
Japan Anti-Doping Agency	70	-	-	236	-	1	-	-	-	6	-	-	312	6.7%
Chinese Anti-Doping Agency	135	-	-	146	-	2	-	-	-	-	-	-	281	6.0%
United States Anti-Doping Agency	70	-	1	203	1	-	-	-	-	7	-	-	280	6.0%
Canadian Centre for Ethics in Sport	164	-	-	46	-	-	-	-	-	27	-	-	237	5.1%
Korean Anti-Doping Agency	56	-	-	113	-	-	-	-	-	-	-	-	169	3.6%
Anti Doping Authority the Netherlands	82	3	-	67	1	-	-	-	-	-	-	-	149	3.2%
Colombian NADO	100	-	-	12	-	-	6	-	-	-	-	-	118	2.5%
Poland Commission against Doping in Sports	42	-	-	76	1	-	-	-	-	-	-	-	118	2.5%
Comitato Olimpico Nazionale Italiano	39	1	-	33	-	-	-	-	-	7	-	-	79	1.7%
Finnish Anti-Doping Agency	33	1	-	33	-	-	-	-	-	1	-	-	67	1.4%
Belarus National Anti-Doping Agency	50	-	-	4	-	-	-	-	-	-	-	-	54	1.2%
UK Anti-Doping	15	-	-	24	-	-	3	-	-	12	-	-	54	1.2%
Kazakhstan National Anti-Doping Centre	19	-	-	34	-	-	-	-	-	-	-	-	53	1.1%
Australian Sports Anti-Doping Authority	15	-	-	31	-	-	-	-	-	4	-	-	50	1.1%
Magyar Antidopping Csoport - HUNADO	6	-	-	30	-	-	-	-	-	7	-	-	43	0.9%
Swedish Sports Confederation Anti-Doping Group	25	1	1	18	4	-	-	-	-	-	-	-	43	0.9%
World Anti-Doping Agency	-	-	-	33	-	-	-	-	-	10	-	-	43	0.9%
International World Games Association	38	-	-	-	-	-	3	-	-	-	-	-	41	0.9%
Romanian National Anti-Doping Agency	24	-	-	12	1	-	-	-	-	-	-	-	36	0.8%
Chile National Anti-Doping Commission	34	-	-	-	-	-	-	-	-	-	-	-	34	0.7%
Anti-Doping Norway	12	-	-	16	-	-	-	-	-	-	-	-	28	0.6%
Deutsche Eislauf-Union	26	-	-	-	-	-	-	-	-	-	-	-	26	0.6%
National Anti-Doping Agency Austria GmbH	7	-	-	18	-	-	-	-	-	-	-	-	25	0.5%
NADO Flanders	18	-	-	7	-	-	-	-	-	-	-	-	25	0.5%
Italian Ministry of Health Department	20	-	-	-	-	-	-	-	-	-	-	-	20	0.4%
Fédération française des sports de glace	18	-	-	2	-	-	-	-	-	-	-	-	20	0.4%
Czech Anti-Doping Committee	9	-	-	7	-	-	-	-	-	-	-	-	16	0.3%
Antidoping Switzerland	4	-	-	9	-	-	-	-	-	-	-	-	13	0.3%
Organización Deportiva Centroamericana y Caribeña	12	-	-	-	-	-	-	-	-	-	-	-	12	0.3%
Venezuela NADO	10	1	-	2	-	1	-	-	-	-	-	-	12	0.3%
Anti-Doping Centre Bulgaria	6	-	-	-	-	-	-	-	-	-	-	-	6	0.1%
Conseil International des Sports Militaires	6	-	-	-	-	-	-	-	-	-	-	-	6	0.1%
Deutsche Eisschnelllauf Gemeinschaft	-	-	-	6	-	-	-	-	-	-	-	-	6	0.1%
Spain National Anti-Doping Agency	5	-	-	-	-	-	-	-	-	-	-	-	5	0.1%
Slovak Anti-Doping Agency	-	-	-	5	-	-	-	-	-	-	-	-	5	0.1%
Anti-Doping Singapore	-	-	-	4	-	-	-	-	-	-	-	-	4	0.1%
Drug Free Sport New Zealand	4	-	-	-	-	-	-	-	-	-	-	-	4	0.1%
Deutscher Rollsport und Inline-Verband	4	-	-	-	-	-	-	-	-	-	-	-	4	0.1%
Israeli NADO	-	-	-	4	1	-	-	-	-	-	-	-	4	0.1%
Croatian Institute for Toxicology and Antidoping	-	-	-	3	-	-	-	-	-	-	-	-	3	0.1%
Hong Kong Anti-Doping Committee	-	-	-	2	-	-	-	-	-	1	-	-	3	0.1%
South African Institute for Drug-Free Sport	3	-	-	-	-	-	-	-	-	-	-	-	3	0.1%
Anti Doping Denmark	-	-	-	2	-	-	-	-	-	-	-	-	2	0.04%
Estonian Anti-Doping Agency	-	-	-	2	-	-	-	-	-	-	-	-	2	0.04%
Spanish Ice Sports Federation	-	-	-	2	-	-	-	-	-	-	-	-	2	0.04%
Anti-Doping department of State Sports Medicine Centre	-	-	-	2	-	-	-	-	-	-	-	-	2	0.04%
Lithuanian Anti-Doping Agency	-	-	-	2	-	-	-	-	-	-	-	-	2	0.04%
Organisation Deportiva Bolivariana	2	-	-	-	-	-	-	-	-	-	-	-	2	0.04%
Agency for Anti-Doping Control of Bosnia and Herzegovina	-	-	-	1	-	-	-	-	-	-	-	-	1	0.02%
Cuba National Anti-Doping Agency	-	-	-	1	-	-	-	-	-	-	-	-	1	0.02%
Total	2351	30	5	2121	24	4	43	-	-	140	-	-	4655	

Table 44: Olympic Sport - Skiing

Testing Authority (TA)	Urine						Blood						Total	
	IC	ATF	AAF	IC	ATF	AAF	IC	ATF	AAF	IC	ATF	AAF	Samples	%
International Ski Federation	728	1	3	476	1	-	16	-	-	87	-	-	1307	20%
Russian National Anti-Doping Organization	696	10	1	443	11	-	-	-	-	-	-	-	1139	18%
United States Anti-Doping Agency	109	4	-	499	8	-	-	-	-	5	-	-	613	10%
German National Anti-Doping Agency	46	-	-	416	-	-	-	-	-	14	-	-	476	7%
Canadian Centre for Ethics in Sport	169	-	-	143	-	-	-	-	-	24	-	-	336	5%
Finnish Anti-Doping Agency	126	3	1	157	9	-	-	-	-	2	-	-	285	4%
Swedish Sports Confederation Anti-Doping Group	58	-	7	161	4	1	-	-	-	12	-	-	231	4%
Japan Anti-Doping Agency	33	-	-	185	-	-	-	-	-	5	-	-	223	3%
National Anti-Doping Agency Austria GmbH	-	-	-	204	1	-	-	-	-	-	-	-	204	3%
Antidoping Switzerland	30	-	-	119	-	-	-	-	-	20	-	-	169	3%
Anti-Doping Norway	77	3	-	83	6	-	-	-	-	-	-	-	160	2%
Comitato Olimpico Nazionale Italiano	53	2	1	77	3	-	-	-	-	5	-	-	135	2%
Chinese Anti-Doping Agency	36	-	-	93	-	-	-	-	-	-	-	-	129	2%
Poland Commission against Doping in Sports	48	-	1	62	-	-	-	-	-	-	-	-	110	2%
Fédération française de ski	79	-	-	24	-	-	-	-	-	1	-	-	104	2%
World Anti-Doping Agency	-	-	-	52	-	-	-	-	-	44	-	-	96	1%
Romanian National Anti-Doping Agency	42	-	-	50	-	-	-	-	-	-	-	-	92	1%
Kazakhstan National Anti-Doping Centre	-	-	-	82	-	-	-	-	-	-	-	-	82	1%
Czech Anti-Doping Committee	55	-	-	7	-	-	-	-	-	1	-	-	63	1%
Australian Sports Anti-Doping Authority	-	-	-	58	-	-	-	-	-	-	-	-	58	1%
Italian Ministry of Health Department	45	-	1	-	-	-	-	-	-	-	-	-	45	1%
Korean Anti-Doping Agency	13	-	-	29	-	-	-	-	-	-	-	-	42	1%
Slovenian Antidoping Organization	-	-	-	31	-	-	-	-	-	-	-	-	31	0.5%
Ski Association of the Republic of Kazakhstan	-	-	-	29	-	-	-	-	-	-	-	-	29	0.5%
Anti Doping Authority the Netherlands	-	-	-	23	-	-	-	-	-	-	-	-	23	0.4%
UK Anti-Doping	-	-	-	23	-	-	-	-	-	-	-	-	23	0.4%
Belarus National Anti-Doping Agency	5	-	1	13	1	-	-	-	-	-	-	-	18	0.3%
Conseil International des Sports Militaires	17	-	-	-	-	-	-	-	-	-	-	-	17	0.3%
Spanish Winter Sports Federation	17	-	-	-	-	-	-	-	-	-	-	-	17	0.3%
International Paralympic Committee	8	-	-	-	-	-	-	-	-	8	-	-	16	0.2%
Magyar Antidopping Csoport - HUNADO	-	-	-	15	-	-	-	-	-	-	-	-	15	0.2%
Estonian Anti-Doping Agency	2	-	-	12	-	-	-	-	-	-	-	-	14	0.2%
Croatian Institute for Toxicology and Antidoping	-	-	-	13	-	-	-	-	-	-	-	-	13	0.2%
Drug Free Sport New Zealand	4	-	-	9	-	-	-	-	-	-	-	-	13	0.2%
Engadin Skimarathon	12	-	1	-	-	-	-	-	-	-	-	-	12	0.2%
Hellenic National Council for Combatting Doping	-	-	-	11	1	1	-	-	-	-	-	-	11	0.2%
Comisión de Control y Seguimiento de la Salud y el Dopaje	10	-	-	-	-	-	-	-	-	-	-	-	10	0.2%
Anti-Doping Centre Bulgaria	6	-	1	3	-	-	-	-	-	-	-	-	9	0.1%
Anti-Doping department of State Sports Medicine Centre	-	-	-	9	-	-	-	-	-	-	-	-	9	0.1%
NADO Flanders	-	-	-	8	-	-	-	-	-	-	-	-	8	0.1%
Anti Doping Denmark	4	-	1	2	-	-	-	-	-	-	-	-	6	0.1%
Snowboard Verband Deutschland (SVD)	6	-	-	-	-	-	-	-	-	-	-	-	6	0.1%
Lithuanian Anti-Doping Agency	-	-	-	6	-	-	-	-	-	-	-	-	6	0.1%
Spain National Anti-Doping Agency	-	-	-	5	-	-	-	-	-	-	-	-	5	0.1%
Andorra National Anti-Doping Commission	-	-	-	4	-	-	-	-	-	-	-	-	4	0.1%
Fédération Internationale Catholique d'Education Physique et S	4	-	-	-	-	-	-	-	-	-	-	-	4	0.1%
Luxembourg NADO	-	-	-	2	-	-	-	-	-	1	-	-	3	0.0%
Agency for Anti-Doping Control of Bosnia and Herzegovina	-	-	-	3	-	-	-	-	-	-	-	-	3	0.05%
Comité Monegasque Antidopage	-	-	-	3	-	-	-	-	-	-	-	-	3	0.05%
National Olympic and Sports Association of Iceland	-	-	-	3	-	-	-	-	-	-	-	-	3	0.05%
Autoridade Antidopagem de Portugal	2	-	-	-	-	-	-	-	-	-	-	-	2	0.03%
French Community of Belgium NADO	-	-	-	2	-	-	-	-	-	-	-	-	2	0.03%
Caribbean Regional Anti-Doping Organization	-	-	-	2	-	-	-	-	-	-	-	-	2	0.03%
Eastern Europe RADO	-	-	-	1	-	-	-	-	-	-	-	-	1	0.02%
Irish Sports Council	-	-	-	1	-	-	-	-	-	-	-	-	1	0.02%
Israeli NADO	-	-	-	1	-	-	-	-	-	-	-	-	1	0.02%
	2540	23	19	3654	45	2	16	-	-	229	-	-	6439	

Table 45: Olympic Sport - Table Tennis

Testing Authority (TA)	Urine						Blood						Total Samples	%
	IC Samples	ATF	AAF	IC Samples	ATF	AAF	IC Samples	ATF	AAF	IC Samples	ATF	AAF		
Chinese Anti-Doping Agency	62	-	-	61	-	-	-	-	-	-	-	-	123	11.9%
International Table Tennis Federation	95	-	1	25	-	-	-	-	-	-	-	-	120	11.6%
Japan Anti-Doping Agency	32	-	-	51	-	-	-	-	-	-	-	-	83	8.0%
French Community of Belgium NADO	35	-	3	17	1	-	-	-	-	-	-	-	52	5.0%
Korean Anti-Doping Agency	18	-	-	32	-	-	-	-	-	-	-	-	50	4.8%
Fédération française de tennis de table	49	-	-	-	-	-	-	-	-	-	-	-	49	4.7%
German National Anti-Doping Agency	30	-	-	19	-	-	-	-	-	-	-	-	49	4.7%
Romanian National Anti-Doping Agency	20	1	-	24	-	-	-	-	-	-	-	-	44	4.3%
National Anti Doping Agency -India	32	-	-	4	-	-	-	-	-	-	-	-	36	3.5%
Spain National Anti-Doping Agency	13	-	-	8	1	-	-	-	-	-	-	-	21	2.0%
Kazakhstan National Anti-Doping Centre	-	-	-	21	-	-	-	-	-	-	-	-	21	2.0%
Turkish NOC Anti-Doping Commission	16	-	-	5	-	-	-	-	-	-	-	-	21	2.0%
Anti-Doping Singapore	-	-	-	19	-	-	-	-	-	-	-	-	19	1.8%
Czech Anti-Doping Committee	19	-	1	-	-	-	-	-	-	-	-	-	19	1.8%
Sports Authority of Thailand	10	-	-	9	-	-	-	-	-	-	-	-	19	1.8%
Australian Sports Anti-Doping Authority	16	-	-	2	-	-	-	-	-	-	-	-	18	1.7%
Kuwait Anti-Doping Committee	16	-	2	2	-	-	-	-	-	-	-	-	18	1.7%
Comitato Olimpico Nazionale Italiano	16	-	-	-	-	-	-	-	-	-	-	-	16	1.5%
Qatar National Antidoping Committee	-	-	-	16	-	-	-	-	-	-	-	-	16	1.5%
National Anti-Doping Agency Austria GmbH	6	-	-	9	-	-	-	-	-	-	-	-	15	1.4%
Magyar Antidopping Csoport - HUNADO	3	-	-	10	-	-	-	-	-	-	-	-	13	1.3%
International Tennis Federation	13	-	-	-	-	-	-	-	-	-	-	-	13	1.3%
Poland Commission against Doping in Sports	13	-	-	-	-	-	-	-	-	-	-	-	13	1.3%
Anti Doping Denmark	6	-	-	6	-	-	-	-	-	-	-	-	12	1.2%
Spain Table Tennis Federation	-	-	-	11	-	-	-	-	-	-	-	-	11	1.1%
Italian Ministry of Health Department	9	-	-	-	-	-	-	-	-	-	-	-	9	0.9%
Anti Doping Authority the Netherlands	8	-	-	-	-	-	-	-	-	-	-	-	8	0.8%
Autoridade Antidopagem de Portugal	8	-	1	-	-	-	-	-	-	-	-	-	8	0.8%
Croatian Institute for Toxicology and Antidoping	4	-	-	4	-	-	-	-	-	-	-	-	8	0.8%
Guatemala CNO	8	-	-	-	-	-	-	-	-	-	-	-	8	0.8%
Hong Kong Anti-Doping Committee	2	-	-	6	-	-	-	-	-	-	-	-	8	0.8%
Saudi Arabian Antidoping Committee	8	-	-	-	-	-	-	-	-	-	-	-	8	0.8%
Luxembourg NADO	6	-	-	1	-	-	-	-	-	-	-	-	7	0.7%
East Asian Games Association	7	-	-	-	-	-	-	-	-	-	-	-	7	0.7%
Swedish Sports Confederation Anti-Doping Group	7	-	-	-	-	-	-	-	-	-	-	-	7	0.7%
United States Anti-Doping Agency	-	-	-	7	-	-	-	-	-	-	-	-	7	0.7%
Anti-Doping Norway	6	-	-	-	-	-	-	-	-	-	-	-	6	0.6%
Venezuela NADO	4	-	-	2	-	-	-	-	-	-	-	-	6	0.6%
Gulf States and Yemen RADO	5	-	2	-	-	-	-	-	-	-	-	-	5	0.5%
NADO Flanders	5	-	-	-	-	-	-	-	-	-	-	-	5	0.5%
South East Asian Games Federation	5	-	-	-	-	-	-	-	-	-	-	-	5	0.5%
Brazilian Confederation of Table Tennis	4	-	-	-	-	-	-	-	-	-	-	-	4	0.4%
Canadian Centre for Ethics in Sport	4	-	-	-	-	-	-	-	-	-	-	-	4	0.4%
Comité International des Jeux de la Francophonie	4	-	-	-	-	-	-	-	-	-	-	-	4	0.4%
Chinese Taipei Anti-Doping Agency	-	-	-	4	-	-	-	-	-	-	-	-	4	0.4%
Finnish Anti-Doping Agency	4	-	-	-	-	-	-	-	-	-	-	-	4	0.4%
International Committee of Mediterranean Games	4	-	-	-	-	-	-	-	-	-	-	-	4	0.4%
UK Anti-Doping	4	-	-	-	-	-	-	-	-	-	-	-	4	0.4%
Chile National Anti-Doping Commission	-	-	-	3	-	-	-	-	-	-	-	-	3	0.3%
Olympic Council of Asia	3	-	-	-	-	-	-	-	-	-	-	-	3	0.3%
Organisation Deportiva Bolivariana	3	-	-	-	-	-	-	-	-	-	-	-	3	0.3%
South American Sports Organization	3	-	-	-	-	-	-	-	-	-	-	-	3	0.3%
Africa Zone II & III	2	-	-	-	-	-	-	-	-	-	-	-	2	0.2%
Hong Kong Sports Association for the mentally handicapped	2	-	-	-	-	-	-	-	-	-	-	-	2	0.2%
Myanmar National Anti-Doping Organization	-	-	-	2	-	-	-	-	-	-	-	-	2	0.2%
Organización Deportiva Centroamericana y Caribeña	2	-	-	-	-	-	-	-	-	-	-	-	2	0.2%
University Sport Board of Thailand	2	-	-	-	-	-	-	-	-	-	-	-	2	0.2%
Hong Kong Triathlon Association	-	-	-	1	-	-	-	-	-	-	-	-	1	0.1%
West Asia RADO	-	-	-	1	-	-	-	-	-	-	-	-	1	0.1%
Total	653	1	10	382	2	-	-	-	-	-	-	-	1035	

Table 46: Olympic Sport - Taekwondo

Testing Authority (TA)	Urine						Blood						Total	
	Samples	IC ATF	AAF	Samples	OOB ATF	AAF	Samples	IC ATF	AAF	Samples	OOB ATF	AAF	Samples	%
Chinese Anti-Doping Agency	114	-	-	89	-	-	-	-	-	-	-	-	203	12.8%
World Taekwondo Federation	133	1	7	19	-	-	-	-	-	-	-	-	152	9.6%
Kazakhstan National Anti-Doping Centre	-	-	-	138	-	-	-	-	-	-	-	-	138	8.7%
Russian National Anti-Doping Organization	32	1	-	50	3	-	-	-	-	-	-	-	82	5.2%
United States Anti-Doping Agency	34	1	-	27	-	-	-	-	-	-	-	-	61	3.8%
National Anti Doping Agency -India	16	-	-	38	-	1	-	-	-	-	-	-	54	3.4%
Korean Anti-Doping Agency	7	-	-	38	-	-	-	-	-	-	-	-	45	2.8%
Cuba National Anti-Doping Agency	-	-	-	43	-	-	-	-	-	-	-	-	43	2.7%
Federation Francaise de Taekwondo et Disciplines Associees	40	-	-	3	-	-	-	-	-	-	-	-	43	2.7%
Turkish NOC Anti-Doping Commission	21	-	1	15	-	-	-	-	-	-	-	-	36	2.3%
Canadian Centre for Ethics in Sport	8	-	-	27	-	-	-	-	-	-	-	-	35	2.2%
South East Asian Games Federation	34	-	-	-	-	-	-	-	-	-	-	-	34	2.1%
Poland Commission against Doping in Sports	8	-	-	23	-	-	-	-	-	-	-	-	31	2.0%
Finnish Anti-Doping Agency	17	-	-	10	-	-	-	-	-	-	-	-	27	1.7%
Antidoping Switzerland	9	-	1	18	-	-	-	-	-	-	-	-	27	1.7%
Sports Authority of Thailand	4	-	-	22	-	-	-	-	-	-	-	-	26	1.6%
European Taekwondo Union	25	-	-	-	-	-	-	-	-	-	-	-	25	1.6%
Federacion Espanola de Taekwondo	15	-	-	9	-	-	-	-	-	-	-	-	24	1.5%
Saudi Arabian Antidoping Committee	16	-	2	5	-	-	-	-	-	-	-	-	21	1.3%
Romanian National Anti-Doping Agency	18	-	-	-	-	-	-	-	-	-	-	-	18	1.1%
German National Anti-Doping Agency	6	-	-	12	-	-	-	-	-	-	-	-	18	1.1%
NADO Flanders	18	-	-	-	-	-	-	-	-	-	-	-	18	1.1%
Anti-Doping Norway	11	-	-	6	-	-	-	-	-	-	-	-	17	1.1%
Autoridade Antidopagem de Portugal	16	-	-	1	-	-	-	-	-	-	-	-	17	1.1%
Swedish Sports Confederation Anti-Doping Group	11	-	-	6	-	-	-	-	-	-	-	-	17	1.1%
Comitato Olimpico Nazionale Italiano	16	-	-	-	-	-	-	-	-	-	-	-	16	1.0%
Japan Anti-Doping Agency	8	-	-	8	-	-	-	-	-	-	-	-	16	1.0%
Anti Doping Authority the Netherlands	15	-	-	-	-	-	-	-	-	-	-	-	15	0.9%
Croatian Institute for Toxicology and Antidoping	8	-	-	6	-	-	-	-	-	-	-	-	14	0.9%
East Asian Games Association	14	-	-	-	-	-	-	-	-	-	-	-	14	0.9%
Anti-Doping Agency of Malaysia	-	-	-	13	-	-	-	-	-	-	-	-	13	0.8%
Belarus National Anti-Doping Agency	1	-	1	12	-	-	-	-	-	-	-	-	13	0.8%
Brazilian Confederation of Taekwondo	13	-	-	-	-	-	-	-	-	-	-	-	13	0.8%
UK Anti-Doping	-	-	-	10	-	-	1	-	-	2	-	-	13	0.8%
Taekwondo Federation of the Republic of Kazakhstan	-	-	-	12	-	-	-	-	-	-	-	-	12	0.8%
Oceania Regional Anti-Doping Organization	8	-	-	4	-	-	-	-	-	-	-	-	12	0.8%
SportAccord Event Organiser	12	-	-	-	-	-	-	-	-	-	-	-	12	0.8%
Italian Ministry of Health Department	10	-	-	-	-	-	-	-	-	-	-	-	10	0.6%
Indonesian Anti-Doping Agency	10	-	-	-	-	-	-	-	-	-	-	-	10	0.6%
International Taekwon-Do Federation	10	-	-	-	-	-	-	-	-	-	-	-	10	0.6%
Venezuela NADO	10	-	-	-	-	-	-	-	-	-	-	-	10	0.6%
Cyprus Anti-Doping Authority	9	-	-	-	-	-	-	-	-	-	-	-	9	0.6%
Jordan Anti-doping Organization	-	-	-	9	3	-	-	-	-	-	-	-	9	0.6%
Organización Deportiva Centroamericana y Caribeña	9	-	-	-	-	-	-	-	-	-	-	-	9	0.6%
Anti-Doping Agency of Serbia	8	-	1	-	-	-	-	-	-	-	-	-	8	0.5%
Anti Doping Denmark	-	-	-	8	1	-	-	-	-	-	-	-	8	0.5%
Hellenic National Council for Combatting Doping	8	-	-	-	-	-	-	-	-	-	-	-	8	0.5%
International Committee of Mediterranean Games	8	-	-	-	-	-	-	-	-	-	-	-	8	0.5%
Jamaica Anti-Doping Commission	3	-	-	5	-	1	-	-	-	-	-	-	8	0.5%
Olympic Council of Asia	8	-	-	-	-	-	-	-	-	-	-	-	8	0.5%
University Sport Board of Thailand	8	-	-	-	-	-	-	-	-	-	-	-	8	0.5%
French Community of Belgium NADO	6	-	2	1	-	-	-	-	-	-	-	-	7	0.4%
Israeli NADO	-	-	-	7	-	-	-	-	-	-	-	-	7	0.4%
Organisation Deportiva Bolivariana	6	-	-	-	-	-	-	-	-	-	-	-	6	0.4%
Anti-Doping Singapore	-	-	-	5	-	-	-	-	-	-	-	-	5	0.3%
Costa Rica NADO	-	-	-	5	-	-	-	-	-	-	-	-	5	0.3%
Chinese Taipei Anti-Doping Agency	-	-	-	5	-	-	-	-	-	-	-	-	5	0.3%
Gulf States and Yemen RADO	5	-	-	-	-	-	-	-	-	-	-	-	5	0.3%
Czech Anti-Doping Committee	4	-	-	-	-	-	-	-	-	-	-	-	4	0.3%
Chile National Anti-Doping Commission	4	-	-	-	-	-	-	-	-	-	-	-	4	0.3%
Drug Free Sport New Zealand	4	-	-	-	-	-	-	-	-	-	-	-	4	0.3%
Kuwait Anti-Doping Committee	4	-	-	-	-	-	-	-	-	-	-	-	4	0.3%
Laos Anti Doping Commission	4	-	-	-	-	-	-	-	-	-	-	-	4	0.3%
Agency for Anti-Doping Control of Bosnia and Herzegovina	-	-	-	3	-	-	-	-	-	-	-	-	3	0.2%
Qatar National Antidoping Committee	-	-	-	3	-	-	-	-	-	-	-	-	3	0.2%
Central Asia RADO	-	-	-	3	-	-	-	-	-	-	-	-	3	0.2%
Africa Zone II & III	2	-	-	-	-	-	-	-	-	-	-	-	2	0.1%
Bahrain Anti-Doping Committee	-	-	-	2	-	-	-	-	-	-	-	-	2	0.1%
Brunei Darussalam Anti-Doping Committee	-	-	-	2	-	-	-	-	-	-	-	-	2	0.1%
Libyan Olympic Committee	-	-	-	2	-	-	-	-	-	-	-	-	2	0.1%
Eastern Europe RADO	-	-	-	2	-	-	-	-	-	-	-	-	2	0.1%
Guatemala NADO	2	-	-	-	-	-	-	-	-	-	-	-	2	0.1%
National Anti-Doping Agency Austria GmbH	-	-	-	2	-	-	-	-	-	-	-	-	2	0.1%
South American Sports Organization	2	-	-	-	-	-	-	-	-	-	-	-	2	0.1%
Hong Kong Anti-Doping Committee	-	-	-	1	-	-	-	-	-	-	-	-	1	0.1%
South East Asia RADO	-	-	-	1	-	-	-	-	-	-	-	-	1	0.1%
Slovenian Antidoping Organization	-	-	-	1	-	-	-	-	-	-	-	-	1	0.1%
Comitato Permanente Antidoping	-	-	-	1	-	-	-	-	-	-	-	-	1	0.1%
2013 WMG Organizing Committee	1	-	-	-	-	-	-	-	-	-	-	-	1	0.1%
	853	3	15	732	7	2	1	-	-	2	-	-	1588	

2013 Anti-Doping Testing Figures
Samples Analyzed and Reported by Accredited Laboratories in ADAMS

Table 47: Olympic Sport - Tennis

Testing Authority (TA)	Urine						Blood						Total	
	IC	ATF	AAF	IC	ATF	AAF	IC	ATF	AAF	IC	ATF	AAF	Samples	%
International Tennis Federation	1800	2	12	130	-	-	345	-	-	286	-	-	2561	73.7%
Fédération française de tennis	68	-	-	24	-	-	-	-	1	-	-	-	93	3%
Chinese Anti-Doping Agency	45	-	-	46	-	-	-	-	-	-	-	-	91	3%
Japan Anti-Doping Agency	43	-	-	23	-	-	-	-	-	-	-	-	66	2%
Comitato Olimpico Nazionale Italiano	55	1	-	5	-	-	-	-	5	-	-	-	65	2%
United States Anti-Doping Agency	1	-	-	42	-	-	1	-	16	-	-	-	60	2%
German National Anti-Doping Agency	31	-	-	23	-	-	-	-	-	-	-	-	54	2%
French Community of Belgium NADO	23	1	-	17	-	-	-	-	-	-	-	-	40	1%
Romanian National Anti-Doping Agency	22	-	-	11	-	-	-	-	-	-	-	-	33	1%
NADO Flanders	26	2	-	7	-	-	-	-	-	-	-	-	33	1%
Antidoping Switzerland	8	-	-	21	2	-	-	-	-	-	-	-	29	1%
Korean Anti-Doping Agency	3	-	-	24	-	-	-	-	-	-	-	-	27	1%
Spain National Anti-Doping Agency	24	-	-	2	-	-	-	-	-	-	-	-	26	1%
Autoridade Antidopagem de Portugal	12	1	-	12	-	-	-	-	-	-	-	-	24	1%
Poland Commission against Doping in Sports	14	-	-	7	-	-	-	-	-	-	-	-	21	1%
Swedish Sports Confederation Anti-Doping Group	12	1	-	9	1	-	-	-	-	-	-	-	21	1%
Finnish Anti-Doping Agency	10	-	-	9	-	-	-	-	-	-	-	-	19	1%
Kazakhstan National Anti-Doping Centre	-	-	-	19	-	-	-	-	-	-	-	-	19	1%
Czech Anti-Doping Committee	17	-	-	1	-	-	-	-	-	-	-	-	18	1%
Canadian Centre for Ethics in Sport	14	-	-	3	-	-	-	-	-	-	-	-	17	0.5%
Sports Authority of Thailand	6	-	-	8	-	-	-	-	-	-	-	-	14	0.4%
National Anti-Doping Agency Austria GmbH	5	1	-	6	-	-	-	-	-	-	-	-	11	0.3%
Anti Doping Authority the Netherlands	6	-	-	4	1	-	-	-	-	-	-	-	10	0.3%
Luxembourg NADO	6	-	-	2	-	-	-	-	1	-	-	-	9	0.3%
Italian Ministry of Health Department	8	-	-	-	-	-	-	-	-	-	-	-	8	0.2%
Saudi Arabian Antidoping Committee	8	-	1	-	-	-	-	-	-	-	-	-	8	0.2%
East Asian Games Association	7	-	-	-	-	-	-	-	-	-	-	-	7	0.2%
International Committee of Mediterranean Games	6	-	-	-	-	-	-	-	-	-	-	-	6	0.2%
Anti-Doping Norway	5	1	-	-	-	-	-	-	-	-	-	-	5	0.1%
Hong Kong Anti-Doping Committee	-	-	-	5	-	-	-	-	-	-	-	-	5	0.1%
Magyar Antidopping Csoport - HUNADO	3	-	-	2	-	-	-	-	-	-	-	-	5	0.1%
Irish Sports Council	3	-	-	2	-	-	-	-	-	-	-	-	5	0.1%
Caribbean Regional Anti-Doping Organization	-	-	-	4	-	-	-	-	-	-	-	-	4	0.1%
Spanish Tennis Federation	-	-	-	4	-	-	-	-	-	-	-	-	4	0.1%
National Anti Doping Agency -India	-	-	-	4	1	-	-	-	-	-	-	-	4	0.1%
Olympic Council of Asia	4	-	-	-	-	-	-	-	-	-	-	-	4	0.1%
South African Institute for Drug-Free Sport	4	-	1	-	-	-	-	-	-	-	-	-	4	0.1%
UK Anti-Doping	-	-	-	2	-	-	1	-	1	-	-	-	4	0.1%
Venezuela NADO	4	-	-	-	-	-	-	-	-	-	-	-	4	0.1%
Cuba National Anti-Doping Agency	-	-	-	3	-	-	-	-	-	-	-	-	3	0.1%
Israeli NADO	-	-	-	3	-	-	-	-	-	-	-	-	3	0.1%
Organisation Deportiva Bolivariana	3	-	-	-	-	-	-	-	-	-	-	-	3	0.1%
Organización Deportiva Centroamericana y Caribeña	3	-	-	-	-	-	-	-	-	-	-	-	3	0.1%
Central Asia RADO	-	-	-	3	-	-	-	-	-	-	-	-	3	0.1%
Agency for Anti-Doping Control of Bosnia and Herzegovina	-	-	-	2	-	-	-	-	-	-	-	-	2	0.1%
Cyprus Anti-Doping Authority	2	-	-	-	-	-	-	-	-	-	-	-	2	0.1%
Estonian Anti-Doping Agency	-	-	-	2	-	-	-	-	-	-	-	-	2	0.1%
Indonesian Anti-Doping Agency	2	-	-	-	-	-	-	-	-	-	-	-	2	0.1%
Kuwait Anti-Doping Committee	2	-	-	-	-	-	-	-	-	-	-	-	2	0.1%
Anti-Doping Commission of Malta	2	-	-	-	-	-	-	-	-	-	-	-	2	0.1%
South American Sports Organization	2	-	-	-	-	-	-	-	-	-	-	-	2	0.1%
University Sport Board of Thailand	2	-	-	-	-	-	-	-	-	-	-	-	2	0.1%
Anti Doping Denmark	-	-	-	1	-	-	-	-	-	-	-	-	1	0.03%
Hellenic National Council for Combatting Doping	-	-	-	1	-	-	-	-	-	-	-	-	1	0.03%
Jamaica Anti-Doping Commission	1	-	-	-	-	-	-	-	-	-	-	-	1	0.03%
Slovenian Antidoping Organization	-	-	-	1	-	-	-	-	-	-	-	-	1	0.03%
Comitato Permanente Antidoping	-	-	-	1	-	-	-	-	-	-	-	-	1	0.03%
World Anti-Doping Agency	-	-	-	1	-	-	-	-	-	-	-	-	1	0.03%
2013 WMG Organizing Committee	1	-	-	-	-	-	-	-	-	-	-	-	1	0.03%
	2323	10	14	496	5	-	347	-	-	310	-	-	3476	

2013 Anti-Doping Testing Figures
Samples Analyzed and Reported by Accredited Laboratories in ADAMS

Table 48: Olympic Sport - Triathlon

Testing Authority (TA)	Urine						Blood						Total	
	IC	ATF	AAF	IC	ATF	AAF	IC	ATF	AAF	IC	ATF	AAF	Samples	%
German National Anti-Doping Agency	-	-	-	454	-	-	-	-	-	15	-	-	543	16%
International Triathlon Union	4	4	-	75	2	-	34	-	-	10	-	-	531	15%
Fédération française de triathlon	-	9	-	11	-	-	-	-	-	-	-	-	323	9.2%
United States Anti-Doping Agency	-	3	-	149	2	-	-	-	-	31	-	-	264	7.6%
Australian Sports Anti-Doping Authority	-	-	-	143	-	-	-	-	-	17	-	-	223	6.4%
Chinese Anti-Doping Agency	-	-	-	96	-	-	-	-	-	-	-	-	134	3.8%
Anti Doping Denmark	4	1	-	67	5	-	-	-	-	-	-	-	113	3.2%
Antidoping Switzerland	1	-	-	84	2	-	-	-	-	6	-	-	104	3.0%
Canadian Centre for Ethics in Sport	-	-	-	29	-	-	-	-	-	40	-	-	95	2.7%
National Anti-Doping Agency Austria GmbH	1	-	-	54	-	2	-	-	-	6	-	-	94	2.7%
Spanish Triathlon Federation	3	1	-	8	-	-	7	-	-	4	-	-	92	2.6%
Deutsche Triathlon Union	-	1	-	-	-	-	-	-	-	1	-	-	92	2.6%
NADO Flanders	-	-	-	32	2	-	-	-	-	-	-	-	86	2.5%
Drug Free Sport New Zealand	-	-	-	48	-	-	-	-	-	1	-	-	57	1.6%
Comitato Olimpico Nazionale Italiano	-	-	-	11	-	-	-	-	-	10	-	-	48	1.4%
UK Anti-Doping	-	-	-	13	-	-	6	-	-	-	-	-	48	1.4%
Finnish Anti-Doping Agency	1	-	-	26	2	-	-	-	-	-	-	-	47	1.3%
Swedish Sports Confederation Anti-Doping Group	-	1	-	19	-	1	-	-	-	-	-	-	45	1.3%
Japan Anti-Doping Agency	-	-	-	27	-	-	-	-	-	5	-	-	44	1.3%
Spain National Anti-Doping Agency	-	1	-	1	-	-	6	-	-	-	-	-	43	1.2%
South African Institute for Drug-Free Sport	-	-	-	7	-	-	-	-	-	-	-	-	43	1.2%
Russian National Anti-Doping Organization	-	-	-	9	-	-	-	-	-	-	-	-	42	1.2%
Irish Sports Council	-	-	-	14	1	-	-	-	-	12	-	-	35	1.0%
Autoridade Antidopagem de Portugal	-	-	-	13	-	-	-	-	-	5	-	-	34	1.0%
European Triathlon Union	-	-	-	-	-	-	-	-	-	-	-	-	32	0.9%
Czech Anti-Doping Committee	-	-	-	2	-	-	-	-	-	-	-	-	28	0.8%
Chile National Anti-Doping Commission	-	-	-	-	-	-	-	-	-	-	-	-	26	0.7%
Magyar Antidopping Csoport - HUNADO	1	1	-	3	-	-	-	-	-	1	-	-	25	0.7%
French Community of Belgium NADO	-	-	-	5	-	-	-	-	-	-	-	-	23	0.7%
Colombian NADO	-	-	-	-	-	-	-	-	-	-	-	-	19	0.5%
GV Gobierno Vasco	-	1	-	-	-	-	-	-	-	-	-	-	14	0.4%
Korean Anti-Doping Agency	-	-	-	-	-	-	-	-	-	-	-	-	14	0.4%
Italian Ministry of Health Department	1	-	-	-	-	-	-	-	-	-	-	-	12	0.3%
Poland Commission against Doping in Sports	1	1	-	-	-	-	-	-	-	-	-	-	12	0.3%
Hong Kong Triathlon Association	-	-	-	1	-	-	-	-	-	-	-	-	11	0.3%
Anti-Doping Norway	-	-	-	-	-	-	-	-	-	-	-	-	9	0.3%
Anti-Doping Commission of Malta	-	1	-	1	-	-	-	-	-	-	-	-	9	0.3%
Comisión de Control y Seguimiento de la Salud y el Dopaje	-	-	-	-	-	-	-	-	-	-	-	-	8	0.2%
Venezuela NADO	-	-	-	2	2	-	-	-	-	-	-	-	8	0.2%
Chinese Taipei Anti-Doping Agency	-	-	-	-	-	-	-	-	-	-	-	-	6	0.2%
Kazakhstan Triathlon Federation	-	-	-	6	-	-	-	-	-	-	-	-	6	0.2%
New Caledonia NADO	-	-	-	-	-	-	-	-	-	-	-	-	6	0.2%
United Arab Emirates National Anti-doping Committee	-	-	-	-	-	-	-	-	-	-	-	-	6	0.2%
Luxembourg NADO	-	1	-	1	-	-	-	-	-	-	-	-	5	0.1%
Organización Deportiva Centroamericana y Caribeña	-	-	-	-	-	-	-	-	-	-	-	-	4	0.1%
Comision Nacional Antidopaje Peru	-	-	-	-	-	-	-	-	-	-	-	-	4	0.1%
South American Sports Drug Agency	-	-	-	-	-	-	-	-	-	-	-	-	4	0.1%
Anti Doping Authority the Netherlands	-	-	-	3	1	-	-	-	-	-	-	-	3	0.1%
Organisation Deportiva Bolivariana	-	-	-	-	-	-	-	-	-	-	-	-	3	0.1%
Comité Monegasque Antidopage	-	-	-	2	-	-	-	-	-	-	-	-	2	0.1%
Costa Rica NADO	-	-	-	2	-	-	-	-	-	-	-	-	2	0.1%
Estonian Anti-Doping Agency	-	-	-	-	-	-	-	-	-	-	-	-	2	0.1%
Guatemala NADO	-	-	-	-	-	-	-	-	-	-	-	-	2	0.1%
Anti-Doping department of State Sports Medicine Centre	-	-	-	-	-	-	-	-	-	-	-	-	2	0.1%
South American Sports Organization	-	-	-	-	-	-	-	-	-	-	-	-	2	0.1%
World Anti-Doping Agency	-	-	-	1	-	-	-	-	-	1	-	-	2	0.1%
Bermuda Sport Anti Doping Authority	-	-	-	1	-	-	-	-	-	-	-	-	1	0.03%
Cuba National Anti-Doping Agency	-	-	-	1	-	-	-	-	-	-	-	-	1	0.03%
Hong Kong Anti-Doping Committee	-	-	-	1	-	-	-	-	-	-	-	-	1	0.03%
Slovenian Antidoping Organization	-	-	-	1	-	-	-	-	-	-	-	-	1	0.03%
	1854	17	26	1423	19	3	53	-	-	165	-	-	3495	

Table 49: Olympic Sport - Volleyball

Testing Authority (TA)	Urine						Blood						Total	
	Samples	IC ATF	AAF	Samples	IC ATF	AAF	Samples	IC ATF	AAF	Samples	IC ATF	AAF	Samples	%
International Volleyball Federation	412	-	5	166	-	-	-	-	-	26	-	-	604	14%
Comitato Olimpico Nazionale Italiano	156	1	-	78	4	-	-	-	-	16	-	-	250	6%
Chinese Anti-Doping Agency	96	-	-	152	-	-	-	-	-	-	-	-	248	6%
Fédération française de volley-ball	122	-	1	122	-	-	-	-	-	4	-	-	248	6%
Poland Commission against Doping in Sports	106	-	-	40	-	-	-	-	-	-	-	-	146	3%
Romanian National Anti-Doping Agency	64	-	-	72	1	-	-	-	-	-	-	-	136	3%
Japan Anti-Doping Agency	68	-	-	63	-	-	-	-	-	-	-	-	131	3%
European Volleyball Confederation (CEV)	129	1	-	-	-	-	-	-	-	-	-	-	129	3%
Russian National Anti-Doping Organization	16	-	-	111	1	-	-	-	-	-	-	-	127	3%
German National Anti-Doping Agency	37	-	-	89	-	-	-	-	-	-	-	-	126	3%
Finnish Anti-Doping Agency	80	2	-	44	-	-	-	-	-	-	-	-	124	3%
Sports Authority of Thailand	101	-	1	22	-	-	-	-	-	-	-	-	123	3%
National Anti Doping Agency -India	109	-	1	2	-	-	-	-	-	-	-	-	111	3%
United States Anti-Doping Agency	4	-	-	88	-	3	-	-	-	-	-	-	92	2%
French Community of Belgium NADO	60	2	-	31	1	-	-	-	-	-	-	-	91	2%
Swedish Sports Confederation Anti-Doping Group	42	-	1	44	4	-	-	-	-	-	-	-	86	2%
Cuba National Anti-Doping Agency	7	-	-	78	2	-	-	-	-	-	-	-	85	2%
Italian Ministry of Health Department	78	1	-	-	-	-	-	-	-	-	-	-	78	2%
Qatar National Antidoping Committee	54	-	1	14	-	-	-	-	-	-	-	-	68	2%
Anti-Doping Norway	44	2	1	22	1	-	-	-	-	-	-	-	66	2%
Korean Anti-Doping Agency	37	-	-	28	1	-	-	-	-	-	-	-	65	1%
NADO Flanders	42	2	-	20	3	-	-	-	-	-	-	-	62	1%
Autoridade Antidopagem de Portugal	17	-	1	42	1	-	-	-	-	-	-	-	59	1%
Kazakhstan National Anti-Doping Centre	-	-	-	59	-	-	-	-	-	-	-	-	59	1%
Brazilian Volleball Confederation	52	-	1	-	-	-	-	-	-	-	-	-	52	1%
Antidoping Switzerland	32	-	-	19	1	-	-	-	-	-	-	-	51	1%
Czech Anti-Doping Committee	40	-	-	7	-	-	-	-	-	-	-	-	47	1%
Colombian NADO	13	-	-	27	-	-	-	-	-	-	-	-	40	1%
Venezuela NADO	24	-	-	16	-	-	-	-	-	-	-	-	40	1%
Asian Volleyball Confederation	39	-	-	-	-	-	-	-	-	-	-	-	39	1%
Anti Doping Denmark	16	1	-	22	1	-	-	-	-	-	-	-	38	1%
Croatian Institute for Toxicology and Antidoping	16	-	-	22	2	-	-	-	-	-	-	-	38	1%
Turkish NOC Anti-Doping Commission	38	-	1	-	-	-	-	-	-	-	-	-	38	1%
Hellenic National Council for Combatting Doping	36	-	1	-	-	-	-	-	-	-	-	-	36	1%
Spain National Anti-Doping Agency	36	1	-	-	-	-	-	-	-	-	-	-	36	1%
Spanish Volleyball Federation	-	-	-	36	-	-	-	-	-	-	-	-	36	1%
Luxembourg NADO	34	-	-	-	-	-	-	-	-	-	-	-	34	1%
Anti Doping Authority the Netherlands	30	-	-	-	-	-	-	-	-	-	-	-	30	1%
National Anti-Doping Agency Austria GmbH	-	-	-	29	2	-	-	-	-	-	-	-	29	1%
Anti-Doping Agency of Serbia	28	-	-	-	-	-	-	-	-	-	-	-	28	1%
Cyprus Anti-Doping Authority	28	-	1	-	-	-	-	-	-	-	-	-	28	1%
Confederation Africaine de Volleyball	26	-	-	-	-	-	-	-	-	-	-	-	26	1%
Egypt National Anti-doping Organization	-	-	-	25	-	-	-	-	-	-	-	-	25	1%
Deutscher Volleyball-Verband	24	-	-	-	-	-	-	-	-	-	-	-	24	1%
Saudi Arabian Antidoping Committee	18	-	-	5	-	-	-	-	-	-	-	-	23	1%
Chinese Taipei Anti-Doping Agency	-	-	-	22	-	-	-	-	-	-	-	-	22	1%
Anti-Doping Centre Bulgaria	16	-	-	5	-	-	-	-	-	-	-	-	21	0.5%
Agency for Anti-Doping Control of Bosnia and Herzegovina	19	-	-	1	-	-	-	-	-	-	-	-	20	0.5%
Iran National Anti-Doping Organization	20	-	-	-	-	-	-	-	-	-	-	-	20	0.5%
International Committee of Mediterranean Games	16	-	-	-	-	-	-	-	-	-	-	-	16	0.4%
Bahrain Anti-Doping Committee	13	1	-	-	-	-	-	-	-	-	-	-	13	0.3%
Magyar Antidopping Csoport - HUNADO	12	-	-	-	-	-	-	-	-	-	-	-	12	0.3%
Jordan Anti-doping Organization	-	-	-	12	-	-	-	-	-	-	-	-	12	0.3%
Oceania Regional Anti-Doping Organization	8	-	-	4	-	-	-	-	-	-	-	-	12	0.3%
Union Sportive des Polices d'Europe	12	-	-	-	-	-	-	-	-	-	-	-	12	0.3%
South American Volleyball Confederation	11	-	-	-	-	-	-	-	-	-	-	-	11	0.3%
Caribbean Regional Anti-Doping Organization	-	-	-	10	-	-	-	-	-	-	-	-	10	0.2%
Anti-Doping department of State Sports Medicine Centre	4	-	-	6	-	-	-	-	-	-	-	-	10	0.2%
Canadian Centre for Ethics in Sport	6	-	-	3	-	-	-	-	-	-	-	-	9	0.2%
Gulf States and Yemen RADO	9	-	-	-	-	-	-	-	-	-	-	-	9	0.2%
Costa Rica NADO	-	-	-	8	-	-	-	-	-	-	-	-	8	0.2%
Jamaica Anti-Doping Commission	6	-	-	2	-	-	-	-	-	-	-	-	8	0.2%
Organización Deportiva Centroamericana y Caribeña	8	-	-	-	-	-	-	-	-	-	-	-	8	0.2%
South East Asian Games Federation	8	-	-	-	-	-	-	-	-	-	-	-	8	0.2%
Botswana Olympic Committee	6	-	-	-	-	-	-	-	-	-	-	-	6	0.1%
New Caledonia NADO	6	-	-	-	-	-	-	-	-	-	-	-	6	0.1%
South American Sports Organization	6	-	-	-	-	-	-	-	-	-	-	-	6	0.1%
North Central America and Caribbean Volleyball Confederation	5	-	-	-	-	-	-	-	-	-	-	-	5	0.1%
Organisation Deportiva Bolivariana	5	-	-	-	-	-	-	-	-	-	-	-	5	0.1%
Deutsches Polizeisport Kuratorium	-	-	-	4	-	-	-	-	-	-	-	-	4	0.1%
East Asian Games Association	4	-	-	-	-	-	-	-	-	-	-	-	4	0.1%
Indonesian Anti-Doping Agency	4	-	-	-	-	-	-	-	-	-	-	-	4	0.1%
National Olympic and Sports Association of Iceland	-	-	-	4	-	-	-	-	-	-	-	-	4	0.1%
Kazakhstan Volleyball Federation	-	-	-	4	-	-	-	-	-	-	-	-	4	0.1%
Kuwait Anti-Doping Committee	4	-	1	-	-	-	-	-	-	-	-	-	4	0.1%
Anti-Doping Commission of Malta	4	-	-	-	-	-	-	-	-	-	-	-	4	0.1%
University Sport Board of Thailand	4	-	-	-	-	-	-	-	-	-	-	-	4	0.1%
Africa Zone II & III	2	-	-	-	-	-	-	-	-	-	-	-	2	0.0%
Africa Zone IV	2	-	-	-	-	-	-	-	-	-	-	-	2	0.05%
Andorra National Anti-Doping Commission	-	-	-	2	-	-	-	-	-	-	-	-	2	0.05%

2013 Anti-Doping Testing Figures
Samples Analyzed and Reported by Accredited Laboratories in ADAMS

Table 49: Olympic Sport - Volleyball

Testing Authority (TA)	Urine						Blood						Total	
	IC		OOB		OOB		IC		OOB		Samples	%		
	Samples	ATF	AAF	Samples	ATF	AAF	Samples	ATF	AAF	Samples			ATF	AAF
Israeli NADO	-	-	-	2	-	-	-	-	-	-	-	-	2	0.05%
Myanmar National Anti-Doping Organization	-	-	-	2	-	-	-	-	-	-	-	-	2	0.05%
Central Asia RADO	-	-	-	2	-	-	-	-	-	-	-	-	2	0.05%
Comitato Permanente Antidoping	-	-	-	2	-	-	-	-	-	-	-	-	2	0.05%
2013 WMG Organizing Committee	2	-	-	-	-	-	-	-	-	-	-	-	2	0.05%
Australian Sports Anti-Doping Authority	-	-	-	1	-	-	-	-	-	-	-	-	1	0.02%
Libyan Olympic Committee	-	-	-	1	-	-	-	-	-	-	-	-	1	0.02%
Confédération Sportive Internationale Travailleuse et Amateur	1	-	-	-	-	-	-	-	-	-	-	-	1	0.02%
Guatemala NADO	1	-	-	-	-	-	-	-	-	-	-	-	1	0.02%
Hong Kong Anti-Doping Committee	-	-	-	1	-	-	-	-	-	-	-	-	1	0.02%
National Anti Doping Agency Belize	-	-	-	1	-	-	-	-	-	-	-	-	1	0.02%
	2635	14	17	1694	25	3	-	-	-	46	-	-	4375	

Table 50: Olympic Sport - Weightlifting

Testing Authority (TA)	Urine						Blood						Total	
	IC		AAF		OOC		IC		OOC		Samples	%		
	Samples	ATF	Samples	ATF	Samples	ATF	Samples	ATF	Samples	ATF				
International Weightlifting Federation	1302	1	62	630	-	41	-	-	-	5	-	1937	23%	
Chinese Anti-Doping Agency	273	-	-	773	-	2	-	-	-	29	-	1075	13%	
National Anti Doping Agency - India	408	1	18	254	-	1	42	-	-	31	-	735	8.6%	
Russian National Anti-Doping Organization	302	11	18	206	8	5	-	-	-	-	-	508	5.9%	
United States Anti-Doping Agency	169	-	8	151	1	1	-	-	-	8	-	328	3.8%	
Turkish NOC Anti-Doping Commission	222	-	26	91	1	21	-	-	-	-	-	313	3.7%	
Poland Commission against Doping in Sports	140	-	10	131	1	1	-	-	-	5	-	276	3.2%	
Federation Francaise d'Halterophilie Musculation Force Athletique et Culturis	157	1	7	82	-	5	-	-	-	8	-	247	2.9%	
German National Anti-Doping Agency	39	-	3	173	-	-	-	-	-	11	-	223	2.6%	
Japan Anti-Doping Agency	73	-	-	122	-	-	-	-	-	-	-	195	2.3%	
Australian Sports Anti-Doping Authority	49	-	1	111	-	-	-	-	-	18	-	178	2.1%	
Romanian National Anti-Doping Agency	106	1	-	40	1	-	3	-	-	-	-	149	1.7%	
UK Anti-Doping	40	-	-	46	-	1	44	-	-	12	-	142	1.7%	
Korean Anti-Doping Agency	28	-	-	93	1	1	-	-	-	-	-	121	1.4%	
Cuba National Anti-Doping Agency	27	-	-	63	-	-	-	-	-	25	-	115	1.3%	
Kazakhstan National Anti-Doping Centre	-	-	-	112	1	2	-	-	-	-	-	112	1.3%	
Sports Authority of Thailand	66	-	-	34	-	-	-	-	-	-	-	100	1.2%	
Kazakhstan Weightlifting Federation	57	-	2	39	-	-	-	-	-	-	-	96	1.1%	
Comision Nacional de Cultura Fisica y Deporte Mexico	45	2	13	37	3	1	-	-	-	-	-	82	1.0%	
Finnish Anti-Doping Agency	34	-	-	38	2	-	-	-	-	5	-	77	0.9%	
Anti-Doping Norway	40	1	-	35	1	-	-	-	-	-	-	75	0.9%	
Chile National Anti-Doping Commission	9	1	-	65	2	1	-	-	-	-	-	74	0.9%	
Venezuela NADO	24	-	-	49	-	-	-	-	-	-	-	73	0.9%	
Hellenic National Council for Combatting Doping	45	1	-	24	2	-	-	-	-	-	-	69	0.8%	
Swedish Sports Confederation Anti-Doping Group	17	1	-	33	1	-	-	-	-	6	-	56	0.7%	
National Anti-Doping Agency Austria GmbH	32	-	1	20	-	-	-	-	-	-	-	52	0.6%	
Comitato Olimpico Nazionale Italiano	41	-	1	5	-	-	-	-	-	5	-	51	0.6%	
Czech Anti-Doping Committee	27	-	-	15	-	1	-	-	-	8	-	50	0.6%	
Anti-Doping Centre Bulgaria	26	-	-	23	-	-	-	-	-	-	-	49	0.6%	
European Masters Weightlifting Committee	45	-	3	-	-	-	-	-	-	-	-	45	0.5%	
Antidoping Switzerland	31	-	-	14	-	1	-	-	-	-	-	45	0.5%	
Thailand Weightlifting Federation	30	-	-	15	-	1	-	-	-	-	-	45	0.5%	
Weightlifting federation of Spain	9	-	-	35	-	-	-	-	-	-	-	44	0.5%	
International Committee of Mediterranean Games	44	-	1	-	-	-	-	-	-	-	-	44	0.5%	
Anti Doping Denmark	21	-	2	20	1	-	-	-	-	-	-	41	0.5%	
Canadian Centre for Ethics in Sport	11	-	1	29	-	-	-	-	-	-	-	40	0.5%	
Saudi Arabian Antidoping Committee	23	-	-	16	-	1	-	-	-	-	-	39	0.5%	
Chinese Taipei Anti-Doping Agency	2	-	-	36	-	-	-	-	-	-	-	38	0.4%	
Egypt National Anti-doping Organization	3	-	1	28	-	1	-	-	-	-	-	31	0.4%	
Drug Free Sport New Zealand	8	-	-	20	-	-	-	-	-	-	-	28	0.3%	
Magyar Antidopping Csoport - HUNADO	11	-	-	17	-	-	-	-	-	-	-	28	0.3%	
Spain National Anti-Doping Agency	20	-	1	4	-	-	-	-	-	-	-	24	0.3%	
Nigerian Weightlifting Federation	-	-	-	23	-	6	-	-	-	-	-	23	0.3%	
Anti Doping Authority the Netherlands	20	-	1	1	-	-	-	-	-	-	-	21	0.2%	
South East Asian Games Federation	21	-	-	-	-	-	-	-	-	-	-	21	0.2%	
Agency for Anti-Doping Control of Bosnia and Herzegovina	15	-	-	5	-	-	-	-	-	-	-	20	0.2%	
Libyan Olympic Committee	-	-	-	20	-	2	-	-	-	-	-	20	0.2%	
French Community of Belgium NADO	18	-	1	-	-	-	-	-	-	-	-	18	0.2%	
Lithuanian Anti-Doping Agency	2	-	-	16	-	-	-	-	-	-	-	18	0.2%	
Oceania Regional Anti-Doping Organization	8	-	-	8	-	-	-	-	-	-	-	16	0.2%	
Slovak Anti-Doping Agency	-	-	-	16	-	-	-	-	-	-	-	16	0.2%	
Anti-Doping Agency of Serbia	10	-	-	5	-	-	-	-	-	-	-	15	0.2%	
Olympic Committee – Puerto Rico	15	-	5	-	-	-	-	-	-	-	-	15	0.2%	
Olympic Council of Asia	14	-	-	-	-	-	-	-	-	-	-	14	0.2%	
Brazilian Paralympic Committee	13	-	-	-	-	-	-	-	-	-	-	13	0.2%	
Indonesian Anti-Doping Agency	13	-	-	-	-	-	-	-	-	-	-	13	0.2%	
Belarus National Anti-Doping Agency	-	-	-	12	-	-	-	-	-	-	-	12	0.1%	
Federation Sportive et Gymnique du Travail	12	-	-	-	-	-	-	-	-	-	-	12	0.1%	
Georgian Anti-Doping Agency	3	-	-	9	-	2	-	-	-	-	-	12	0.1%	
East Asian Games Association	10	-	-	-	-	-	-	-	-	-	-	10	0.1%	
National Olympic and Sports Association of Iceland	6	-	-	4	1	-	-	-	-	-	-	10	0.1%	
Jordan Anti-doping Organization	-	-	-	10	-	-	-	-	-	-	-	10	0.1%	
New Caledonia NADO	-	-	-	10	-	-	-	-	-	-	-	10	0.1%	
Organización Deportiva Centroamericana y Caribeña	10	-	1	-	-	-	-	-	-	-	-	10	0.1%	
World Anti-Doping Agency	-	-	-	5	-	-	-	-	-	5	-	10	0.1%	
Italian Ministry of Health Department	9	-	1	-	-	-	-	-	-	-	-	9	0.1%	
Hong Kong Anti-Doping Committee	4	-	-	4	-	-	-	-	-	1	-	9	0.1%	
South African Institute for Drug-Free Sport	6	-	-	3	-	-	-	-	-	-	-	9	0.1%	
NADO Algérienne	-	-	-	8	-	-	-	-	-	-	-	8	0.1%	
Cyprus Anti-Doping Authority	8	-	-	-	-	-	-	-	-	-	-	8	0.1%	
NADO Flanders	6	-	-	2	-	-	-	-	-	-	-	8	0.1%	
Albania Ministry of Tourism Culture Youth and Sports	6	-	-	1	-	-	-	-	-	-	-	7	0.1%	
South American Sports Drug Agency	7	1	1	-	-	-	-	-	-	-	-	7	0.1%	
University Sport Board of Thailand	7	-	-	-	-	-	-	-	-	-	-	7	0.1%	
Fédération Française de Sport Universitaire	6	-	-	-	-	-	-	-	-	-	-	6	0.1%	
Anti-Doping Commission of Malta	6	-	-	-	-	-	-	-	-	-	-	6	0.1%	
Qatar National Antidoping Committee	6	-	-	-	-	-	-	-	-	-	-	6	0.1%	
Kuwait Anti-Doping Committee	3	-	-	2	-	-	-	-	-	-	-	5	0.1%	
Myanmar National Anti-Doping Organization	-	-	-	5	-	-	-	-	-	-	-	5	0.1%	
United Arab Emirates National Anti-doping Committee	-	-	-	5	-	-	-	-	-	-	-	5	0.1%	

2013 Anti-Doping Testing Figures
Samples Analyzed and Reported by Accredited Laboratories in ADAMS

Table 50: Olympic Sport - Weightlifting - continued

Testing Authority (TA)	Urine						Blood						Total	
	IC Samples	ATF	AAF	IC Samples	ATF	AAF	IC Samples	ATF	AAF	IC Samples	ATF	AAF	Samples	%
Croatian Institute for Toxicology and Antidoping	4	-	-	-	-	-	-	-	-	-	-	-	4	0.05%
Colombian NADO	-	-	-	4	-	-	-	-	-	-	-	-	4	0.05%
Estonian Anti-Doping Agency	2	-	-	2	-	-	-	-	-	-	-	-	4	0.05%
Eastern Europe RADO	-	-	-	4	-	-	-	-	-	-	-	-	4	0.05%
Guatemala NADO	4	-	-	-	-	-	-	-	-	-	-	-	4	0.05%
Irish Sports Council	4	-	-	-	-	-	-	-	-	-	-	-	4	0.05%
Pakistan Weightlifting Federation	-	-	-	4	-	-	-	-	-	-	-	-	4	0.05%
Puerto Rico Anti-Doping Organization	4	-	-	-	-	-	-	-	-	-	-	-	4	0.05%
Anti-Doping Singapore	-	-	-	3	-	-	-	-	-	-	-	-	3	0.04%
Brazilian Weightlifting Confederation	3	-	-	-	-	-	-	-	-	-	-	-	3	0.04%
Ministry of Youth and Sports Anti-doping Unit	-	-	-	3	-	-	-	-	-	-	-	-	3	0.04%
Central Asia RADO	-	-	-	3	-	-	-	-	-	-	-	-	3	0.04%
Sri Lanka Weightlifting Federation	3	-	-	-	-	-	-	-	-	-	-	-	3	0.04%
USA Weightlifting Federation	3	-	-	-	-	-	-	-	-	-	-	-	3	0.04%
Caribbean Regional Anti-Doping Organization	-	-	-	2	-	-	-	-	-	-	-	-	2	0.02%
Costa Rica NADO	2	-	-	-	-	-	-	-	-	-	-	-	2	0.02%
West Asia RADO	-	-	-	2	-	-	-	-	-	-	-	-	2	0.02%
Anti-Doping Agency of Malaysia	-	-	-	1	-	-	-	-	-	-	-	-	1	0.01%
International University Sport Federation	-	-	-	-	-	-	1	-	-	-	-	-	1	0.01%
Anti-Doping department of State Sports Medicine Centre	-	-	-	1	-	-	-	-	-	-	-	-	1	0.01%
	4349	22	189	3932	27	98	90	-	-	182	-	-	8553	

Table 51: Olympic Sport - Wrestling

Testing Authority (TA)	Urine						Blood						Total	
	IC	ATF	AAF	IC	ATF	AAF	IC	ATF	AAF	IC	ATF	AAF	Samples	%
Russian National Anti-Doping Organization	384	6	18	267	3	3	-	-	-	-	-	-	651	15%
Chinese Anti-Doping Agency	225	1	-	275	-	2	-	-	-	2	-	-	502	12%
International Federation of Associated Wrestling Styles	451	3	7	45	3	-	-	-	-	-	-	-	496	11%
National Anti Doping Agency -India	158	-	7	74	-	1	-	-	-	39	-	-	271	6%
Kazakhstan National Anti-Doping Centre	15	-	1	240	-	1	-	-	-	-	-	-	255	6%
Turkish NOC Anti-Doping Commission	196	-	17	19	-	7	-	-	-	-	-	-	215	5%
Japan Anti-Doping Agency	98	-	-	69	-	-	-	-	-	-	-	-	167	4%
Poland Commission against Doping in Sports	35	1	-	99	1	-	-	-	-	4	-	-	138	3%
Romanian National Anti-Doping Agency	44	-	-	63	-	-	-	-	-	5	-	-	112	3%
United States Anti-Doping Agency	40	-	2	70	1	-	-	-	-	-	-	-	110	3%
Cuba National Anti-Doping Agency	-	-	-	89	-	-	-	-	-	-	-	-	89	2%
Swedish Sports Confederation Anti-Doping Group	35	-	1	45	-	-	-	-	-	-	-	-	80	2%
Canadian Centre for Ethics in Sport	31	-	2	42	-	-	-	-	-	-	-	-	73	2%
Korean Anti-Doping Agency	29	-	-	43	2	-	-	-	-	-	-	-	72	2%
Finnish Anti-Doping Agency	22	-	1	49	3	-	-	-	-	-	-	-	71	2%
Anti-Doping Centre Bulgaria	38	-	4	27	-	1	-	-	-	-	-	-	65	2%
Comision Nacional de Cultura Fisica y Deporte Mexico	59	-	-	-	-	-	-	-	-	-	-	-	59	1%
Anti-Doping Norway	20	-	-	33	3	-	-	-	-	5	-	-	58	1%
Magyar Antidopping Csoport - HUNADO	18	1	-	31	-	-	-	-	-	2	-	-	51	1%
UK Anti-Doping	19	-	2	20	-	-	7	-	-	2	-	-	48	1%
Deutscher Ringer-Bund	47	-	1	-	-	-	-	-	-	-	-	-	47	1%
German National Anti-Doping Agency	4	-	-	42	-	-	-	-	-	-	-	-	46	1%
Antidoping Switzerland	19	-	-	26	-	-	-	-	-	-	-	-	45	1%
Federation Francaise de Lutte	30	-	-	9	-	-	-	-	-	2	-	-	41	1%
Georgian Anti-Doping Agency	21	-	-	15	-	-	-	-	-	-	-	-	36	1%
South East Asian Games Federation	36	-	-	-	-	-	-	-	-	-	-	-	36	1%
Czech Anti-Doping Committee	22	-	-	13	-	-	-	-	-	-	-	-	35	1%
Iran National Anti-Doping Organization	31	-	3	1	-	1	-	-	-	-	-	-	32	1%
Spanish Federation of Olympic Wrestling and associated sports	22	-	-	5	-	-	-	-	-	-	-	-	27	1%
Comitato Olimpico Nazionale Italiano	19	-	-	2	-	-	-	-	-	-	-	-	21	0.5%
Mongolian National Olympic Committee	21	-	-	-	-	-	-	-	-	-	-	-	21	0.5%
Sports Authority of Thailand	5	-	-	15	-	-	-	-	-	-	-	-	20	0.5%
Egypt National Anti-doping Organization	-	-	-	19	-	3	-	-	-	-	-	-	19	0.4%
International Committee of Mediterranean Games	19	-	-	-	-	-	-	-	-	-	-	-	19	0.4%
Comité International des Jeux de la Francophonie	18	-	-	-	-	-	-	-	-	-	-	-	18	0.4%
Anti Doping Authority the Netherlands	4	-	1	13	-	-	-	-	-	-	-	-	17	0.4%
Africa Zone II & III	17	2	1	-	-	-	-	-	-	-	-	-	17	0.4%
Australian Sports Anti-Doping Authority	16	-	1	1	-	-	-	-	-	-	-	-	17	0.4%
Mongolia National Anti-Doping Organization	16	-	-	-	-	-	-	-	-	-	-	-	16	0.4%
Venezuela NADO	12	-	-	4	-	-	-	-	-	-	-	-	16	0.4%
Saudi Arabian Antidoping Committee	14	-	1	-	-	-	-	-	-	-	-	-	14	0.3%
Anti-Doping Agency of Serbia	12	-	-	-	-	-	-	-	-	-	-	-	12	0.3%
Autoridade Antidopagem de Portugal	11	-	-	1	-	-	-	-	-	-	-	-	12	0.3%
National Anti-Doping Agency Austria GmbH	-	-	-	12	-	-	-	-	-	-	-	-	12	0.3%
Qatar National Antidoping Committee	-	-	-	12	-	-	-	-	-	-	-	-	12	0.3%
Belarus National Anti-Doping Agency	-	-	-	11	1	4	-	-	-	-	-	-	11	0.3%
Africa Zone IV	10	-	-	-	-	-	-	-	-	-	-	-	10	0.2%
Niger Organisation Nationale Antidopage	10	1	1	-	-	-	-	-	-	-	-	-	10	0.2%
Central Asia RADO	-	-	-	10	1	1	-	-	-	-	-	-	10	0.2%
SportAccord Event Organiser	10	-	-	-	-	-	-	-	-	-	-	-	10	0.2%
Anti Doping Denmark	4	-	-	5	1	-	-	-	-	-	-	-	9	0.2%
Conseil International des Sports Militaires	8	-	1	-	-	-	-	-	-	-	-	-	8	0.2%
Croatian Institute for Toxicology and Antidoping	-	-	-	7	-	-	-	-	-	-	-	-	7	0.2%
Slovak Anti-Doping Agency	-	-	-	7	-	-	-	-	-	-	-	-	7	0.2%
Organización Deportiva Centroamericana y Caribeña	6	-	-	-	-	-	-	-	-	-	-	-	6	0.1%
Estonian Anti-Doping Agency	2	-	-	3	1	-	-	-	-	-	-	-	5	0.1%
Federacion Mexicana de Luchas asociadas A.C.	5	-	4	-	-	-	-	-	-	-	-	-	5	0.1%
Myanmar National Anti-Doping Organization	-	-	-	5	-	-	-	-	-	-	-	-	5	0.1%
Cyprus Anti-Doping Authority	4	-	-	-	-	-	-	-	-	-	-	-	4	0.1%
Anti-Doping department of State Sports Medicine Centre	2	-	-	2	-	1	-	-	-	-	-	-	4	0.1%
Organisation Deportiva Bolivariana	4	-	-	-	-	-	-	-	-	-	-	-	4	0.1%
Anti-Doping Singapore	-	-	-	3	-	-	-	-	-	-	-	-	3	0.1%
Africa Zone I	-	-	-	3	-	-	-	-	-	-	-	-	3	0.1%
Drug Free Sport New Zealand	3	-	-	-	-	-	-	-	-	-	-	-	3	0.1%
Eastern Europe RADO	-	-	-	3	-	-	-	-	-	-	-	-	3	0.1%
Chile National Anti-Doping Commission	-	-	-	2	-	-	-	-	-	-	-	-	2	0.05%
South American Sports Organization	2	-	-	-	-	-	-	-	-	-	-	-	2	0.05%
South East Asia RADO	-	-	-	2	-	-	-	-	-	-	-	-	2	0.05%
Agency for Anti-Doping Control of Bosnia and Herzegovina	-	-	-	1	-	-	-	-	-	-	-	-	1	0.02%
Confédération Sportive Internationale Travailiste et Amateur	1	-	-	-	-	-	-	-	-	-	-	-	1	0.02%
Hellenic National Council for Combatting Doping	-	-	-	1	-	-	-	-	-	-	-	-	1	0.02%
International University Sport Federation	-	-	-	-	-	-	1	-	-	-	-	-	1	0.02%
Lithuanian Anti-Doping Agency	1	-	-	-	-	-	-	-	-	-	-	-	1	0.02%
South African Institute for Drug-Free Sport	-	-	-	1	-	-	-	-	-	-	-	-	1	0.02%
World Anti-Doping Agency	-	-	-	1	-	-	-	-	-	-	-	-	1	0.02%
TOTAL	2405	15	76	1857	20	25	8	0	0	61	0	0	4331	

Table 52: IOC Recognized Sport - Air Sports

Testing Authority (TA)	Urine						Blood						Total	
	IC Samples	ATF	AAF	OOO Samples	ATF	AAF	IC Samples	ATF	AAF	OOO Samples	ATF	AAF	Samples	%
Fédération Française de Parachutisme	30	-	-	16	-	-	-	-	-	-	-	-	46	41%
Fédération Aéronautique Internationale	16	-	-	9	-	-	-	-	-	-	-	-	25	22%
German Aero Club (DAEC)	12	-	-	-	-	-	-	-	-	-	-	-	12	11%
Sports Authority of Thailand	-	-	-	8	-	-	-	-	-	-	-	-	8	7.1%
Anti-Doping Norway	6	1	-	-	-	-	-	-	-	-	-	-	6	5.4%
Czech Anti-Doping Committee	5	-	-	-	-	-	-	-	-	-	-	-	5	4.5%
Comitato Olimpico Nazionale Italiano	3	-	-	-	-	-	-	-	-	-	-	-	3	2.7%
Autoridade Antidopagem de Portugal	2	-	-	-	-	-	-	-	-	-	-	-	2	1.8%
Magyar Antidopping Csoport - HUNADO	-	-	-	2	-	-	-	-	-	-	-	-	2	1.8%
International World Games Association	2	-	-	-	-	-	-	-	-	-	-	-	2	1.8%
Antidoping Switzerland	-	-	-	1	-	-	-	-	-	-	-	-	1	0.9%
	76	1	-	36	-	-	-	-	-	-	-	-	112	

Table 53: IOC Recognized Sport - American Football

Testing Authority (TA)	Urine						Blood						Total	
	IC Samples	ATF	AAF	OOO Samples	ATF	AAF	IC Samples	ATF	AAF	OOO Samples	ATF	AAF	Samples	%
Swedish Sports Confederation Anti-Doping Group	44	7	4	95	5	2	-	-	-	3	-	-	142	20%
Finnish Anti-Doping Agency	51	5	-	86	6	-	-	-	-	-	-	-	137	19%
Comite Nacional Antidopaje Mexico	45	-	-	51	-	-	-	-	-	-	-	-	96	13%
Anti Doping Denmark	29	-	1	46	4	-	-	-	-	-	-	-	75	10%
Anti-Doping Norway	30	2	1	24	3	1	-	-	-	-	-	-	54	7.5%
Antidoping Switzerland	20	-	4	20	-	-	-	-	-	4	-	-	44	6.1%
German National Anti-Doping Agency	4	-	-	29	-	-	-	-	-	4	-	-	37	5.1%
Comision Nacional de Cultura Fisica y Deporte Mexico	10	1	9	20	3	17	-	-	-	-	-	-	30	4.2%
International Federation of American Football	19	-	-	-	-	-	-	-	-	-	-	-	19	2.6%
Czech Anti-Doping Committee	8	-	2	5	-	-	-	-	-	-	-	-	13	1.8%
Comitato Olimpico Nazionale Italiano	12	-	1	-	-	-	-	-	-	-	-	-	12	1.7%
Italian Ministry of Health Department	12	-	1	-	-	-	-	-	-	-	-	-	12	1.7%
European Federation of American Football	12	-	-	-	-	-	-	-	-	-	-	-	12	1.7%
Federation Française de football Americain	-	-	-	12	-	-	-	-	-	-	-	-	12	1.7%
Japan Anti-Doping Agency	12	-	-	-	-	-	-	-	-	-	-	-	12	1.7%
Magyar Antidopping Csoport - HUNADO	8	-	-	-	-	-	-	-	-	-	-	-	8	1.1%
American Football Verband Deutschland	6	-	-	-	-	-	-	-	-	-	-	-	6	0.8%
	322	15	23	388	21	20	-	-	-	11	-	-	721	

Table 54: IOC Recognized Sport - Automobile Sports

Testing Authority (TA)	Urine						Blood						Total	
	IC Samples	ATF	AAF	OOO Samples	ATF	AAF	IC Samples	ATF	AAF	OOO Samples	ATF	AAF	Samples	%
Fédération Internationale de l'Automobile	47	-	3	9	-	-	-	-	-	-	-	-	56	18%
Federation Francaise Du Sport Automobile	54	-	3	-	-	-	-	-	-	-	-	-	54	17%
Autoridade Antidopagem de Portugal	43	-	-	1	-	-	-	-	-	-	-	-	44	14%
Confederação Brasileira de Automolismo	43	-	4	-	-	-	-	-	-	-	-	-	43	14%
Spanish Motor Sport Federation	31	-	4	-	-	-	-	-	-	-	-	-	31	9.9%
Finnish Anti-Doping Agency	16	-	1	-	-	-	-	-	-	-	-	-	16	5.1%
French Community of Belgium NADO	12	1	-	-	-	-	-	-	-	-	-	-	12	3.8%
NADO Flanders	12	-	-	-	-	-	-	-	-	-	-	-	12	3.8%
Swedish Sports Confederation Anti-Doping Group	12	-	1	-	-	-	-	-	-	-	-	-	12	3.8%
Anti-Doping Uruguay	12	-	1	-	-	-	-	-	-	-	-	-	12	3.8%
Czech Anti-Doping Committee	6	-	-	-	-	-	-	-	-	-	-	-	6	1.9%
Sprintcar Control Council of Australia	5	-	-	-	-	-	-	-	-	-	-	-	5	1.6%
Spain National Anti-Doping Agency	4	-	-	-	-	-	-	-	-	-	-	-	4	1.3%
Romanian National Anti-Doping Agency	2	-	-	-	-	-	-	-	-	-	-	-	2	0.6%
Comitato Olimpico Nazionale Italiano	2	-	-	-	-	-	-	-	-	-	-	-	2	0.6%
Japan Anti-Doping Agency	2	-	-	-	-	-	-	-	-	-	-	-	2	0.6%
	303	1	17	10	-	-	-	-	-	-	-	-	313	

Table 55: IOC Recognized Sport - Bandy

Testing Authority (TA)	Urine						Blood						Total	
	IC		OOC		IC		OOC		IC		OOC		Samples	%
	Samples	ATF	AAF	Samples	ATF	AAF	Samples	ATF	AAF	Samples	ATF	AAF		
Swedish Sports Confederation Anti-Doping Group	45	1	3	76	6	2	-	-	-	-	-	-	121	61%
Federation of International Bandy	23	1	-	1	-	-	-	-	-	-	-	-	24	12%
Finnish Anti-Doping Agency	12	-	-	12	1	-	-	-	-	-	-	-	24	12%
Russian National Anti-Doping Organization	-	-	-	18	-	-	-	-	-	-	-	-	18	9.0%
Anti-Doping Norway	8	-	-	-	-	-	-	-	-	-	-	-	8	4.0%
Kazakhstan National Anti-Doping Centre	-	-	-	5	-	-	-	-	-	-	-	-	5	2.5%
	88	2	3	112	7	2	-	-	-	-	-	-	200	

Table 56: IOC Recognized Sport - Baseball

Testing Authority (TA)	Urine						Blood						Total	
	IC		OOC		IC		OOC		IC		OOC		Samples	%
	Samples	ATF	AAF	Samples	ATF	AAF	Samples	ATF	AAF	Samples	ATF	AAF		
Cuba National Anti-Doping Agency	-	-	-	257	9	1	-	-	-	-	-	-	257	18%
International Baseball Federation	212	-	9	-	-	-	15	-	-	3	-	-	230	16%
Korean Anti-Doping Agency	94	-	-	24	-	-	-	-	-	-	-	-	118	8.2%
Australian Sports Anti-Doping Authority	60	-	1	44	-	1	4	-	-	-	-	-	108	7.5%
Nippon Professional Baseball	54	-	-	34	-	-	-	-	-	-	-	-	88	6.1%
German National Anti-Doping Agency	3	-	-	74	-	1	-	-	-	-	-	-	77	5.3%
Chinese Anti-Doping Agency	20	-	-	50	-	-	-	-	-	-	-	-	70	4.9%
Japan Anti-Doping Agency	32	-	-	30	-	-	-	-	-	-	-	-	62	4.3%
Comision Nacional de Cultura Fisica y Deporte Mexico	50	3	-	2	-	-	-	-	-	-	-	-	52	3.6%
Mexican League Baseball	30	1	1	22	-	2	-	-	-	-	-	-	52	3.6%
Anti Doping Authority the Netherlands	33	1	-	15	-	-	-	-	-	-	-	-	48	3.3%
Comitato Olimpico Nazionale Italiano	44	-	1	2	2	-	-	-	-	-	-	-	46	3.2%
Korea Baseball Organization	31	-	-	-	-	-	-	-	-	-	-	-	31	2.1%
Swedish Sports Confederation Anti-Doping Group	16	-	-	8	-	-	-	-	-	-	-	-	24	1.7%
Chinese Taipei Anti-Doping Agency	-	-	-	23	-	-	-	-	-	-	-	-	23	1.6%
Czech Anti-Doping Committee	8	-	-	8	-	-	-	-	-	-	-	-	16	1.1%
Italian Ministry of Health Department	16	-	-	-	-	-	-	-	-	-	-	-	16	1.1%
Venezuela NADO	14	-	-	1	-	-	-	-	-	-	-	-	15	1.0%
Kazakhstan National Anti-Doping Centre	-	-	-	13	-	-	-	-	-	-	-	-	13	0.9%
Spanish Baseball and Softball Federation	12	-	1	-	-	-	-	-	-	-	-	-	12	0.8%
Fédération Française de Baseball et Softball	12	-	-	-	-	-	-	-	-	-	-	-	12	0.8%
Deutscher Baseball und Softball Verband	12	-	1	-	-	-	-	-	-	-	-	-	12	0.8%
NADO Flanders	12	-	-	-	-	-	-	-	-	-	-	-	12	0.8%
Anti-Doping Norway	6	-	-	-	-	-	-	-	-	-	-	-	6	0.4%
French Community of Belgium NADO	6	-	-	-	-	-	-	-	-	-	-	-	6	0.4%
New Caledonia NADO	6	-	-	-	-	-	-	-	-	-	-	-	6	0.4%
Romanian National Anti-Doping Agency	4	-	-	-	-	-	-	-	-	-	-	-	4	0.3%
Canadian Centre for Ethics in Sport	-	-	-	4	-	-	-	-	-	-	-	-	4	0.3%
Finnish Anti-Doping Agency	4	1	-	-	-	-	-	-	-	-	-	-	4	0.3%
Organisation Deportiva Bolivariana	4	-	1	-	-	-	-	-	-	-	-	-	4	0.3%
Organización Deportiva Centroamericana y Caribeña	4	-	-	-	-	-	-	-	-	-	-	-	4	0.3%
Antidoping Switzerland	4	-	-	-	-	-	-	-	-	-	-	-	4	0.3%
East Asian Games Association	3	-	-	-	-	-	-	-	-	-	-	-	3	0.2%
Hong Kong Anti-Doping Committee	-	-	-	2	-	-	-	-	-	-	-	-	2	0.1%
Guatemala NADO	1	-	-	-	-	-	-	-	-	-	-	-	1	0.1%
Kuwait Anti-Doping Committee	-	-	-	1	-	-	-	-	-	-	-	-	1	0.1%
	807	6	15	614	11	5	19	-	-	3	-	-	1443	

Table 57: IOC Recognized Sport - Basque Pelota

Testing Authority (TA)	Urine						Blood						Total	
	IC		OOC		IC		OOC		IC		OOC		Samples	%
	Samples	ATF	AAF	Samples	ATF	AAF	Samples	ATF	AAF	Samples	ATF	AAF		
Fédération Française de Pelote Basque	27	-	-	4	-	-	-	-	-	-	-	-	31	23%
Federación Mexicana de Frontón A.C.	-	-	-	22	-	-	-	-	-	-	-	-	22	16%
Spain Federation of Basque Pelota	11	-	-	10	-	-	-	-	-	-	-	-	21	15%
Comision Nacional de Cultura Fisica y Deporte Mexico	-	-	-	14	-	5	-	-	-	-	-	-	14	10%
Cuba National Anti-Doping Agency	-	-	-	14	-	-	-	-	-	-	-	-	14	10%
International Federation of Pelota Vasca	13	-	-	-	-	-	-	-	-	-	-	-	13	9.6%
Spain National Anti-Doping Agency	-	-	-	5	-	-	-	-	-	-	-	-	5	3.7%
Liga de Empresas de Pelota a Mano S.L.	5	-	1	-	-	-	-	-	-	-	-	-	5	3.7%
Venezuela NADO	4	-	-	-	-	-	-	-	-	-	-	-	4	2.9%
Organisation Deportiva Bolivariana	3	-	-	-	-	-	-	-	-	-	-	-	3	2.2%
Comitato Olimpico Nazionale Italiano	2	-	-	-	-	-	-	-	-	-	-	-	2	1.5%
Comite Nacional Antidopaje Mexico	-	-	-	2	-	-	-	-	-	-	-	-	2	1.5%
	65	-	1	71	-	5	-	-	-	-	-	-	136	

Table 58: IOC Recognized Sport - Billiards Sports

Testing Authority (TA)	Urine						Blood						Total	
	IC		OOC		IC		OOC		IC		OOC		Samples	%
	Samples	ATF	AAF	Samples	ATF	AAF	Samples	ATF	AAF	Samples	ATF	AAF		
Sports Authority of Thailand	2	-	-	25	-	-	-	-	-	-	-	-	27	11%
Federation Française de billard	22	-	2	-	-	-	-	-	-	-	-	-	22	8.7%
Autoridade Antidopagem de Portugal	20	-	2	-	-	-	-	-	-	-	-	-	20	7.9%
Deutsche Billard Union e.V.	20	-	-	-	-	-	-	-	-	-	-	-	20	7.9%
Korean Anti-Doping Agency	6	-	-	14	-	-	-	-	-	-	-	-	20	7.9%
World Confederation of Billiards Sports	20	-	-	-	-	-	-	-	-	-	-	-	20	7.9%
Chinese Anti-Doping Agency	1	1	-	16	-	-	-	-	-	-	-	-	17	6.7%
Japan Anti-Doping Agency	4	-	-	11	-	-	-	-	-	-	-	-	15	5.9%
Anti Doping Authority the Netherlands	13	-	2	-	-	-	-	-	-	-	-	-	13	5.1%
Spanish Billiards Federation (RFEB)	12	-	2	-	-	-	-	-	-	-	-	-	12	4.7%
Olympic Council of Asia	10	-	-	-	-	-	-	-	-	-	-	-	10	3.9%
Anti-Doping Norway	6	-	-	-	-	-	-	-	-	-	-	-	6	2.4%
International Billiards & Snooker Federation	6	1	1	-	-	-	-	-	-	-	-	-	6	2.4%
Myanmar National Anti-Doping Organization	-	-	-	6	-	-	-	-	-	-	-	-	6	2.4%
International World Games Association	5	-	-	-	-	-	-	-	-	-	-	-	5	2.0%
Hong Kong Anti-Doping Committee	-	-	-	4	-	-	-	-	-	-	-	-	4	1.6%
South East Asian Games Federation	4	-	-	-	-	-	-	-	-	-	-	-	4	1.6%
Antidoping Switzerland	4	-	-	-	-	-	-	-	-	-	-	-	4	1.6%
Union Mondiale de Billard	4	-	-	-	-	-	-	-	-	-	-	-	4	1.6%
Czech Anti-Doping Committee	3	-	-	-	-	-	-	-	-	-	-	-	3	1.2%
Anti-Doping department of State Sports Medicine Centre	2	-	-	1	-	-	-	-	-	-	-	-	3	1.2%
National Anti-Doping Agency Austria GmbH	-	-	-	3	-	-	-	-	-	-	-	-	3	1.2%
Qatar National Antidoping Committee	-	-	-	3	-	-	-	-	-	-	-	-	3	1.2%
Romanian National Anti-Doping Agency	2	-	-	-	-	-	-	-	-	-	-	-	2	0.8%
European Billiards & Snooker Association	2	-	-	-	-	-	-	-	-	-	-	-	2	0.8%
World Pool-Billiard Association	2	1	-	-	-	-	-	-	-	-	-	-	2	0.8%
Brunei Darussalam Anti-Doping Committee	-	-	-	1	-	-	-	-	-	-	-	-	1	0.4%
	170	3	9	84	-	-	-	-	-	-	-	-	254	

Table 59: IOC Recognized Sport - Boules Sports

Testing Authority (TA)	Urine						Blood						Total	
	IC		OOC		IC		OOC		IC		OOC		Samples	%
	Samples	ATF	AAF	Samples	ATF	AAF	Samples	ATF	AAF	Samples	ATF	AAF		
Sports Authority of Thailand	18	-	-	24	-	-	-	-	-	-	-	-	42	32%
Australian Sports Anti-Doping Authority	20	-	-	2	-	-	-	-	-	-	-	-	22	17%
Fédération Française de pétanque	20	-	-	-	-	-	-	-	-	-	-	-	20	15%
Fédération Internationale de Boules	8	-	-	-	-	-	-	-	-	-	-	-	8	6.1%
International World Games Association	6	-	-	-	-	-	-	-	-	-	-	-	6	4.6%
Myanmar National Anti-Doping Organization	-	-	-	6	-	-	-	-	-	-	-	-	6	4.6%
German National Anti-Doping Agency	6	-	-	-	-	-	-	-	-	-	-	-	6	4.6%
Fédération Internationale de Pétanque et jeu Provençal	4	-	-	-	-	-	-	-	-	-	-	-	4	3.1%
International Committee of Mediterranean Games	4	-	-	-	-	-	-	-	-	-	-	-	4	3.1%
Brunei Darussalam Anti-Doping Committee	-	-	-	3	-	-	-	-	-	-	-	-	3	2.3%
Comitato Olimpico Nazionale Italiano	3	-	-	-	-	-	-	-	-	-	-	-	3	2.3%
Federación Española de Petanca	-	-	-	3	-	-	-	-	-	-	-	-	3	2.3%
Korean Anti-Doping Agency	2	-	-	-	-	-	-	-	-	-	-	-	2	1.5%
University Sport Board of Thailand	2	-	-	-	-	-	-	-	-	-	-	-	2	1.5%
	93	-	-	38	-	-	-	-	-	-	-	-	131	

Table 60: IOC Recognized Sport - Bowling

Testing Authority (TA)	Urine						Blood						Total	
	IC Samples	ATF	AAF	OOO Samples	ATF	AAF	IC Samples	ATF	AAF	OOO Samples	ATF	AAF	Samples	%
German National Anti-Doping Agency	-	-	-	40	-	-	-	-	-	-	-	-	40	12%
Korean Anti-Doping Agency	7	-	-	28	-	-	-	-	-	-	-	-	35	10%
Japan Anti-Doping Agency	17	-	-	12	-	-	-	-	-	-	-	-	29	8.4%
United States Anti-Doping Agency	6	-	-	21	1	-	-	-	-	-	-	-	27	7.8%
Chinese Anti-Doping Agency	-	-	-	22	-	-	-	-	-	-	-	-	22	6.4%
Olympic Council of Asia	21	-	-	-	-	-	-	-	-	-	-	-	21	6.1%
Australian Sports Anti-Doping Authority	17	-	1	-	-	-	-	-	-	-	-	-	17	4.9%
Comision Nacional de Cultura Fisica y Deporte Mexico	-	-	-	15	-	-	-	-	-	-	-	-	15	4.4%
Chinese Taipei Anti-Doping Agency	-	-	-	13	-	1	-	-	-	-	-	-	13	3.8%
Anti-Doping Commission of Malta	13	-	-	-	-	-	-	-	-	-	-	-	13	3.8%
Sports Authority of Thailand	-	-	-	12	-	-	-	-	-	-	-	-	12	3.5%
Romanian National Anti-Doping Agency	-	-	-	11	-	-	-	-	-	-	-	-	11	3.2%
Deutscher Kegler- und Bowlingbund	9	-	-	-	-	-	-	-	-	-	-	-	9	2.6%
Anti Doping Authority the Netherlands	8	-	-	-	-	-	-	-	-	-	-	-	8	2.3%
Finnish Anti-Doping Agency	8	-	-	-	-	-	-	-	-	-	-	-	8	2.3%
World Ninepin Bowling Association e.V.	8	-	-	-	-	-	-	-	-	-	-	-	8	2.3%
East Asian Games Association	7	-	-	-	-	-	-	-	-	-	-	-	7	2.0%
Costa Rica NADO	6	-	1	-	-	-	-	-	-	-	-	-	6	1.7%
Anti-Doping Singapore	-	-	-	5	-	-	-	-	-	-	-	-	5	1.5%
Spain National Anti-Doping Agency	5	-	-	-	-	-	-	-	-	-	-	-	5	1.5%
Hong Kong Anti-Doping Committee	-	-	-	5	-	-	-	-	-	-	-	-	5	1.5%
Anti Doping Denmark	-	-	-	4	-	-	-	-	-	-	-	-	4	1.2%
Italian Ministry of Health Department	4	-	-	-	-	-	-	-	-	-	-	-	4	1.2%
Qatar National Antidoping Committee	-	-	-	4	-	1	-	-	-	-	-	-	4	1.2%
Venezuela NADO	3	1	-	-	-	-	-	-	1	-	-	-	4	1.2%
Bahrain Anti-Doping Committee	-	-	-	2	-	-	-	-	-	-	-	-	2	0.6%
Comitato Olimpico Nazionale Italiano	2	-	-	-	-	-	-	-	-	-	-	-	2	0.6%
Gulf States and Yemen RADO	2	-	-	-	-	-	-	-	-	-	-	-	2	0.6%
National Olympic and Sports Association of Iceland	2	-	1	-	-	-	-	-	-	-	-	-	2	0.6%
Mexican federation of Bowling	-	-	-	2	-	-	-	-	-	-	-	-	2	0.6%
Guatemala NADO	1	-	1	-	-	-	-	-	-	-	-	-	1	0.3%
Magyar Antidopping Csoport - HUNADO	-	-	-	1	-	-	-	-	-	-	-	-	1	0.3%
Total	146	1	4	197	1	2	-	-	-	1	-	-	344	

Table 61: IOC Recognized Sport - Bridge

Testing Authority (TA)	Urine						Blood						Total	
	IC Samples	ATF	AAF	OOO Samples	ATF	AAF	IC Samples	ATF	AAF	OOO Samples	ATF	AAF	Samples	%
Indonesian Anti-Doping Agency	6	-	-	4	-	-	-	-	-	-	-	-	10	48%
Autoridade Antidopagem de Portugal	4	1	-	1	-	-	-	-	-	-	-	-	5	24%
SportAccord Event Organiser	4	-	-	-	-	-	-	-	-	-	-	-	4	19%
Comitato Olimpico Nazionale Italiano	2	-	1	-	-	-	-	-	-	-	-	-	2	9.5%
Total	16	1	1	5	-	-	-	-	-	-	-	-	21	

Table 62: IOC Recognized Sport - Chess

Testing Authority (TA)	Urine						Blood						Total	
	IC Samples	ATF	AAF	OOO Samples	ATF	AAF	IC Samples	ATF	AAF	OOO Samples	ATF	AAF	Samples	%
Sports Authority of Thailand	-	-	-	31	-	-	-	-	-	-	-	-	31	20%
Fédération Française d'Echecs	24	-	1	-	-	-	-	-	-	-	-	-	24	15%
Chinese Anti-Doping Agency	-	-	-	16	-	-	-	-	-	-	-	-	16	10%
Autoridade Antidopagem de Portugal	14	-	1	-	-	-	-	-	-	-	-	-	14	8.9%
World Chess Federation	11	-	-	1	-	-	-	-	-	-	-	-	12	7.6%
German National Anti-Doping Agency	12	-	1	-	-	-	-	-	-	-	-	-	12	7.6%
Korean Anti-Doping Agency	-	-	-	10	-	-	-	-	-	-	-	-	10	6.3%
UK Anti-Doping	-	-	-	7	-	-	-	-	-	-	-	-	7	4.4%
Japan Anti-Doping Agency	-	-	-	6	-	-	-	-	-	-	-	-	6	3.8%
Spanish Chess Federation	5	-	-	-	-	-	-	-	-	-	-	-	5	3.2%
Olympic Council of Asia	5	-	-	-	-	-	-	-	-	-	-	-	5	3.2%
Organización Deportiva Centroamericana y Caribeña	2	-	-	2	-	-	-	-	-	-	-	-	4	2.5%
Comitato Olimpico Nazionale Italiano	3	-	-	-	-	-	-	-	-	-	-	-	3	1.9%
SportAccord Event Organiser	3	-	-	-	-	-	-	-	-	-	-	-	3	1.9%
Jordan Anti-doping Organization	-	-	-	2	-	-	-	-	-	-	-	-	2	1.3%
National Anti-Doping Agency Austria GmbH	-	-	-	2	-	-	-	-	-	-	-	-	2	1.3%
Anti-Doping Agency of Malaysia	-	-	-	1	-	-	-	-	-	-	-	-	1	0.6%
University Sport Board of Thailand	1	-	-	-	-	-	-	-	-	-	-	-	1	0.6%
Total	80	-	3	78	-	-	-	-	-	-	-	-	158	

Table 63: IOC Recognized Sport - Cricket

Testing Authority (TA)	Urine						Blood						Total	
	IC		OOC		IC		OOC		IC		OOC		Samples	%
	Samples	ATF	AAF	Samples	ATF	AAF	Samples	ATF	AAF	Samples	ATF	AAF		
International Cricket Council	122	2	1	266	2	-	-	-	-	-	-	-	388	37%
Board of Control for Cricket in India	155	-	2	35	-	1	-	-	-	-	-	-	190	18%
UK Anti-Doping	74	-	1	70	-	-	-	-	-	-	-	-	144	14%
Australian Sports Anti-Doping Authority	31	-	-	80	-	-	-	-	-	-	-	-	111	11%
West Indies Cricket Board	40	-	-	-	-	-	-	-	-	-	-	-	40	3.9%
South African Institute for Drug-Free Sport	36	-	-	-	-	-	-	-	-	-	-	-	36	3.5%
Pakistan Cricket Board	34	-	-	-	-	-	-	-	-	-	-	-	34	3.3%
Jamaica Anti-Doping Commission	21	-	-	4	-	-	-	-	-	-	-	-	25	2.4%
Drug Free Sport New Zealand	14	-	1	-	-	-	-	-	-	-	-	-	14	1.4%
Anti Doping Authority the Netherlands	12	-	1	-	-	-	-	-	-	-	-	-	12	1.2%
Hong Kong Anti-Doping Committee	-	-	-	11	-	-	-	-	-	-	-	-	11	1.1%
Anti-Doping Norway	6	-	-	-	-	-	-	-	-	-	-	-	6	0.6%
Caribbean Regional Anti-Doping Organization	4	-	-	2	-	-	-	-	-	-	-	-	6	0.6%
Zimbabwe Olympic Committee	6	-	-	-	-	-	-	-	-	-	-	-	6	0.6%
Sports Authority of Thailand	4	-	-	-	-	-	-	-	-	-	-	-	4	0.4%
Anti-doping Organization of Pakistan	2	-	2	-	-	-	-	-	-	-	-	-	2	0.2%
Comitato Olimpico Nazionale Italiano	2	-	-	-	-	-	-	-	-	-	-	-	2	0.2%
Anti-Doping Commission of Malta	2	-	-	-	-	-	-	-	-	-	-	-	2	0.2%
Oceania Regional Anti-Doping Organization	-	-	-	2	-	-	-	-	-	-	-	-	2	0.2%
	565	2	8	470	2	1	-	-	-	-	-	-	1035	

Table 64: IOC Recognized Sport - DanceSport

Testing Authority (TA)	Urine						Blood						Total	
	IC		OOC		IC		OOC		IC		OOC		Samples	%
	Samples	ATF	AAF	Samples	ATF	AAF	Samples	ATF	AAF	Samples	ATF	AAF		
World Dance Sport Federation	59	-	2	16	1	-	-	-	-	-	-	-	75	17%
Deutscher Tanzsportverband	48	-	-	-	-	-	-	-	-	-	-	-	48	11%
Japan Anti-Doping Agency	30	-	-	16	-	-	-	-	-	-	-	-	46	10%
German National Anti-Doping Agency	-	-	-	36	-	-	-	-	-	-	-	-	36	8.1%
Korean Anti-Doping Agency	3	-	-	28	-	-	-	-	-	-	-	-	31	6.9%
Romanian National Anti-Doping Agency	24	-	-	-	-	-	-	-	-	-	-	-	24	5.4%
Chinese Anti-Doping Agency	-	-	-	22	-	-	-	-	-	-	-	-	22	4.9%
Anti Doping Authority the Netherlands	14	1	-	-	-	-	-	-	-	-	-	-	14	3.1%
World Dance Council	14	-	-	-	-	-	-	-	-	-	-	-	14	3.1%
Comitato Olimpico Nazionale Italiano	10	-	-	-	-	-	-	-	-	-	-	-	10	2.2%
Antidoping Switzerland	10	-	1	-	-	-	-	-	-	-	-	-	10	2.2%
Sports Authority of Thailand	2	-	-	8	-	-	-	-	-	-	-	-	10	2.2%
Italian Ministry of Health Department	8	-	-	-	-	-	-	-	-	-	-	-	8	1.8%
Finnish Anti-Doping Agency	8	-	-	-	-	-	-	-	-	-	-	-	8	1.8%
Kazakhstan National Anti-Doping Centre	-	-	-	8	-	-	-	-	-	-	-	-	8	1.8%
Olympic Council of Asia	8	-	-	-	-	-	-	-	-	-	-	-	8	1.8%
Russian National Anti-Doping Organization	3	-	-	5	-	-	-	-	-	-	-	-	8	1.8%
United States Anti-Doping Agency	8	-	1	-	-	-	-	-	-	-	-	-	8	1.8%
Anti Doping Denmark	-	-	-	6	-	-	-	-	-	-	-	-	6	1.3%
Anti-Doping Norway	6	-	-	-	-	-	-	-	-	-	-	-	6	1.3%
East Asian Games Association	6	-	-	-	-	-	-	-	-	-	-	-	6	1.3%
National Anti-Doping Agency Austria GmbH	6	-	-	-	-	-	-	-	-	-	-	-	6	1.3%
World Rock'n'Roll Confederation	6	-	-	-	-	-	-	-	-	-	-	-	6	1.3%
Czech Anti-Doping Committee	5	-	-	-	-	-	-	-	-	-	-	-	5	1.1%
Hong Kong Anti-Doping Committee	-	-	-	5	-	-	-	-	-	-	-	-	5	1.1%
National Olympic and Sports Association of Iceland	4	-	1	-	-	-	-	-	-	-	-	-	4	0.9%
University Sport Board of Thailand	4	-	-	-	-	-	-	-	-	-	-	-	4	0.9%
Magyar Antidopping Csoport - HUNADO	-	-	-	3	-	-	-	-	-	-	-	-	3	0.7%
Swedish Sports Confederation Anti-Doping Group	3	-	-	-	-	-	-	-	-	-	-	-	3	0.7%
Anti-Doping Agency of Serbia	2	-	-	-	-	-	-	-	-	-	-	-	2	0.4%
Anti-Doping department of State Sports Medicine Centre	-	-	-	2	-	-	-	-	-	-	-	-	2	0.4%
International World Games Association	1	-	-	-	-	-	-	-	-	-	-	-	1	0.2%
	292	1	5	155	1	-	-	-	-	-	-	-	447	

2013 Anti-Doping Testing Figures
Samples Analyzed and Reported by Accredited Laboratories in ADAMS

Table 65: IOC Recognized Sport - Floorball

Testing Authority (TA)	Urine									Blood			Total	
	IC			OOC			IC			OOC			Samples	%
	Samples	ATF	AAF	Samples	ATF	AAF	Samples	ATF	AAF	Samples	ATF	AAF		
Swedish Sports Confederation Anti-Doping Group	44	1	-	109	6	-	-	-	-	-	-	-	153	31%
Finnish Anti-Doping Agency	65	1	-	72	6	-	-	-	-	-	-	-	137	28%
International Floorball Federation	63	1	-	23	-	-	-	-	-	-	-	-	86	18%
Anti-Doping Norway	52	1	-	12	1	-	-	-	-	-	-	-	64	13%
Czech Anti-Doping Committee	20	-	-	3	-	-	-	-	-	-	-	-	23	4.7%
Antidoping Switzerland	17	-	-	1	-	-	-	-	-	-	-	-	18	3.7%
Slovak Anti-Doping Agency	4	-	-	-	-	-	-	-	-	-	-	-	4	0.8%
Comision Nacional de Cultura Fisica y Deporte Mexico	-	-	-	2	1	1	-	-	-	-	-	-	2	0.4%
Anti-Doping department of State Sports Medicine Centre	2	-	-	-	-	-	-	-	-	-	-	-	2	0.4%
	267	4	-	222	14	1	-	-	-	-	-	-	489	

Table 66: IOC Recognized Sport - Flying Disc

Testing Authority (TA)	Urine									Blood			Total	
	IC			OOC			IC			OOC			Samples	%
	Samples	ATF	AAF	Samples	ATF	AAF	Samples	ATF	AAF	Samples	ATF	AAF		
Japan Anti-Doping Agency	9	-	-	-	-	-	-	-	-	-	-	-	9	26%
Anti-Doping Norway	6	-	-	-	-	-	-	-	-	-	-	-	6	17%
International World Games Association	6	-	-	-	-	-	-	-	-	-	-	-	6	17%
World Flying Disc Federation	3	-	-	3	-	-	-	-	-	-	-	-	6	17%
Swedish Sports Confederation Anti-Doping Group	4	-	-	-	-	-	-	-	-	-	-	-	4	11%
Venezuela NADO	-	-	-	4	-	-	-	-	-	-	-	-	4	11%
	28	-	-	7	-	-	-	-	-	-	-	-	35	

Table 67: IOC Recognized Sport - Karate

Testing Authority (TA)	Urine						Blood						Total	
	IC Samples	ATF	AAF	OOB Samples	ATF	AAF	IC Samples	ATF	AAF	OOB Samples	ATF	AAF	Samples	%
World Karate Federation	82	-	-	24	-	-	-	-	-	-	-	-	106	10%
Antidoping Switzerland	30	-	-	44	-	-	-	-	4	-	-	-	78	7.4%
Romanian National Anti-Doping Agency	34	-	-	36	-	-	-	-	-	-	-	-	70	6.6%
Fédération française de karaté et disciplines associées	40	-	3	8	-	-	-	-	3	-	-	-	51	4.8%
Japan Anti-Doping Agency	31	-	-	18	-	-	-	-	-	-	-	-	49	4.6%
Sports Authority of Thailand	26	-	-	15	-	-	-	-	-	-	-	-	41	3.9%
NADO Flanders	34	-	-	-	-	-	-	-	-	-	-	-	34	3.2%
Anti-Doping Norway	14	1	-	18	-	-	-	-	-	-	-	-	32	3.0%
Russian National Anti-Doping Organization	23	-	-	8	-	-	-	-	-	-	-	-	31	2.9%
Federacion Espanola de Karate	-	-	-	30	-	-	-	-	-	-	-	-	30	2.8%
Agency for Anti-Doping Control of Bosnia and Herzegovina	20	-	-	6	-	-	-	-	-	-	-	-	26	2.5%
South East Asian Games Federation	24	-	-	-	-	-	-	-	-	-	-	-	24	2.3%
Comitato Olimpico Nazionale Italiano	23	-	-	-	-	-	-	-	-	-	-	-	23	2.2%
Korean Anti-Doping Agency	-	-	-	23	-	-	-	-	-	-	-	-	23	2.2%
Saudi Arabian Antidoping Committee	16	-	1	5	-	-	-	-	-	-	-	-	21	2.0%
Swedish Sports Confederation Anti-Doping Group	6	2	-	15	-	-	-	-	-	-	-	-	21	2.0%
German National Anti-Doping Agency	-	-	-	19	-	-	-	-	-	-	-	-	19	1.8%
United States Anti-Doping Agency	-	-	-	18	-	-	-	-	-	-	-	-	18	1.7%
Autoridade Antidopagem de Portugal	11	-	-	6	-	-	-	-	-	-	-	-	17	1.6%
Finnish Anti-Doping Agency	7	-	-	10	-	-	-	-	-	-	-	-	17	1.6%
Poland Commission against Doping in Sports	8	-	-	8	-	-	-	-	-	-	-	-	16	1.5%
German Karate Federation	15	-	-	-	-	-	-	-	-	-	-	-	15	1.4%
National Anti-Doping Agency Austria GmbH	6	-	-	9	-	-	-	-	-	-	-	-	15	1.4%
Anti Doping Denmark	5	-	-	9	-	-	-	-	-	-	-	-	14	1.3%
Chinese Anti-Doping Agency	-	-	-	14	-	-	-	-	-	-	-	-	14	1.3%
SportAccord Event Organiser	14	-	-	-	-	-	-	-	-	-	-	-	14	1.3%
Anti Doping Authority the Netherlands	6	-	-	7	-	-	-	-	-	-	-	-	13	1.2%
Venezuela NADO	9	-	-	4	-	-	-	-	-	-	-	-	13	1.2%
French Community of Belgium NADO	12	-	1	-	-	-	-	-	-	-	-	-	12	1.1%
Egypt National Anti-doping Organization	-	-	-	12	-	-	-	-	-	-	-	-	12	1.1%
Anti-Doping Agency of Malaysia	-	-	-	10	-	-	-	-	-	-	-	-	10	0.9%
Kazakhstan National Anti-Doping Centre	-	-	-	10	-	-	-	-	-	-	-	-	10	0.9%
World Karate Organization	10	2	-	-	-	-	-	-	-	-	-	-	10	0.9%
Hong Kong Anti-Doping Committee	-	-	-	9	-	-	-	-	-	-	-	-	9	0.9%
International Committee of Mediterranean Games	9	-	-	-	-	-	-	-	-	-	-	-	9	0.9%
Anti-Doping Agency of Serbia	8	-	-	-	-	-	-	-	-	-	-	-	8	0.8%
Chinese Taipei Anti-Doping Agency	-	-	-	8	-	-	-	-	-	-	-	-	8	0.8%
European Karate Federation	8	-	-	-	-	-	-	-	-	-	-	-	8	0.8%
International World Games Association	8	-	-	-	-	-	-	-	-	-	-	-	8	0.8%
Kuwait Anti-Doping Committee	8	-	-	-	-	-	-	-	-	-	-	-	8	0.8%
Canadian Centre for Ethics in Sport	3	-	-	4	-	-	-	-	-	-	-	-	7	0.7%
East Asian Games Association	7	-	-	-	-	-	-	-	-	-	-	-	7	0.7%
Asian Karatedo Federation	6	-	1	-	-	-	-	-	-	-	-	-	6	0.6%
Brunei Darussalam Anti-Doping Committee	-	-	-	6	-	-	-	-	-	-	-	-	6	0.6%
Spain National Anti-Doping Agency	6	-	-	-	-	-	-	-	-	-	-	-	6	0.6%
Myanmar National Anti-Doping Organization	-	-	-	6	-	-	-	-	-	-	-	-	6	0.6%
Qatar National Antidoping Committee	-	-	-	6	-	-	-	-	-	-	-	-	6	0.6%
University Sport Board of Thailand	6	-	-	-	-	-	-	-	-	-	-	-	6	0.6%
Czech Anti-Doping Committee	5	-	-	-	-	-	-	-	-	-	-	-	5	0.5%
Jordan Anti-doping Organization	-	-	-	5	-	-	-	-	-	-	-	-	5	0.5%
Qatar Karate Federation	5	-	-	-	-	-	-	-	-	-	-	-	5	0.5%
Croatian Institute for Toxicology and Antidoping	4	-	-	-	-	-	-	-	-	-	-	-	4	0.4%
Magyar Antidopping Csoport - HUNADO	4	-	-	-	-	-	-	-	-	-	-	-	4	0.4%
Lithuanian Anti-Doping Agency	-	-	-	4	-	-	-	-	-	-	-	-	4	0.4%
Organisation Deportiva Bolivariana	4	-	-	-	-	-	-	-	-	-	-	-	4	0.4%
South East Asia RADO	-	-	-	4	-	-	-	-	-	-	-	-	4	0.4%
Anti-Doping Singapore	-	-	-	2	-	-	-	-	-	-	-	-	2	0.2%
Luxembourg NADO	-	-	-	2	-	-	-	-	-	-	-	-	2	0.2%
Cuba National Anti-Doping Agency	-	-	-	2	-	-	-	-	-	-	-	-	2	0.2%
Estonian Anti-Doping Agency	-	-	-	2	-	-	-	-	-	-	-	-	2	0.2%
Guatemala NADO	2	-	-	-	-	-	-	-	-	-	-	-	2	0.2%
Indonesian Anti-Doping Agency	2	-	-	-	-	-	-	-	-	-	-	-	2	0.2%
Libyan Olympic Committee	-	-	-	1	-	-	-	-	-	-	-	-	1	0.1%
Total	601	5	6	447	-	-	-	-	-	-	7	-	1055	

Table 68: IOC Recognized Sport - Korfball

Testing Authority (TA)	Urine						Blood						Total	
	IC		OOC		IC		OOC		IC		OOC		Samples	%
	Samples	ATF	AAF	Samples	ATF	AAF	Samples	ATF	AAF	Samples	ATF	AAF		
Anti Doping Authority the Netherlands	21	1	-	-	-	-	-	-	-	-	-	-	21	47%
International World Games Association	9	-	-	-	-	-	-	-	-	-	-	-	9	20%
Czech Anti-Doping Committee	5	-	-	-	-	-	-	-	-	-	-	-	5	11%
Autoridade Antidopagem de Portugal	4	-	-	-	-	-	-	-	-	-	-	-	4	8.9%
Koninklijke Belgische Korfballbond	-	-	-	4	1	-	-	-	-	-	-	-	4	8.9%
Chinese Taipei Anti-Doping Agency	-	-	-	2	-	-	-	-	-	-	-	-	2	4.4%
	39	1	-	6	1	-	-	-	-	-	-	-	45	

Table 69: IOC Recognized Sport - Life Saving

Testing Authority (TA)	Urine						Blood						Total	
	IC		OOC		IC		OOC		IC		OOC		Samples	%
	Samples	ATF	AAF	Samples	ATF	AAF	Samples	ATF	AAF	Samples	ATF	AAF		
Australian Sports Anti-Doping Authority	80	-	1	22	-	-	-	-	-	-	-	-	102	39%
German National Anti-Doping Agency	24	-	1	18	-	-	-	-	-	-	-	-	42	16%
International World Games Association	19	-	-	-	-	-	-	-	-	-	-	-	19	7.3%
Federación Española de Salvamento y Socorrismo	12	-	-	6	-	-	-	-	-	-	-	-	18	6.9%
Fédération Française de Joutes et Sauvetage Nautique	15	-	-	-	-	-	-	-	-	-	-	-	15	5.8%
International Lifesaving Federation	13	-	-	2	-	-	-	-	-	-	-	-	15	5.8%
Comitato Olimpico Nazionale Italiano	14	-	-	-	-	-	-	-	-	-	-	-	14	5.4%
South African Institute for Drug-Free Sport	8	-	1	2	-	-	-	-	-	-	-	-	10	3.8%
Drug Free Sport New Zealand	8	-	-	-	-	-	-	-	-	-	-	-	8	3.1%
Anti Doping Authority the Netherlands	6	-	-	-	-	-	-	-	-	-	-	-	6	2.3%
Chinese Anti-Doping Agency	-	-	-	5	-	-	-	-	-	-	-	-	5	1.9%
Deutsche Lebens-Rettungs-Gesellschaft	3	-	-	-	-	-	-	-	-	-	-	-	3	1.2%
Italy Swimming Federation	3	-	-	-	-	-	-	-	-	-	-	-	3	1.2%
	205	-	3	55	-	-	-	-	-	-	-	-	260	

Table 70: IOC Recognized Sport - Motorcycling

Testing Authority (TA)	Urine						Blood						Total	
	IC		OOC		IC		OOC		IC		OOC		Samples	%
	Samples	ATF	AAF	Samples	ATF	AAF	Samples	ATF	AAF	Samples	ATF	AAF		
International Motorcycling Federation	90	1	3	18	-	-	-	-	-	-	-	-	108	25%
Fédération Française de Motocyclisme	86	-	1	-	-	-	-	-	-	-	-	-	86	20%
Real Federación Motociclista Española	28	-	-	1	-	-	-	-	-	-	-	-	29	6.8%
French Community of Belgium NADO	18	-	1	-	-	-	-	-	-	-	-	-	18	4.2%
Poland Commission against Doping in Sports	18	-	-	-	-	-	-	-	-	-	-	-	18	4.2%
Swedish Sports Confederation Anti-Doping Group	15	1	1	3	-	-	-	-	-	-	-	-	18	4.2%
Antidoping Switzerland	17	1	-	1	1	-	-	-	-	-	-	-	18	4.2%
Autoridade Antidopagem de Portugal	15	-	-	2	-	-	-	-	-	-	-	-	17	4.0%
Spain National Anti-Doping Agency	16	-	-	-	-	-	-	-	-	-	-	-	16	3.8%
Finnish Anti-Doping Agency	16	-	-	-	-	-	-	-	-	-	-	-	16	3.8%
Anti-Doping Norway	9	-	-	3	-	-	-	-	-	-	-	-	12	2.8%
Japan Anti-Doping Agency	12	-	-	-	-	-	-	-	-	-	-	-	12	2.8%
German National Anti-Doping Agency	12	-	-	-	-	-	-	-	-	-	-	-	12	2.8%
Comitato Olimpico Nazionale Italiano	11	-	-	-	-	-	-	-	-	-	-	-	11	2.6%
Czech Anti-Doping Committee	10	-	1	-	-	-	-	-	-	-	-	-	10	2.3%
Anti Doping Authority the Netherlands	7	-	-	2	-	-	-	-	-	-	-	-	9	2.1%
Anti Doping Denmark	8	-	-	-	-	-	-	-	-	-	-	-	8	1.9%
Drug Free Sport New Zealand	4	-	-	-	-	-	-	-	-	-	-	-	4	0.9%
South African Institute for Drug-Free Sport	4	-	-	-	-	-	-	-	-	-	-	-	4	0.9%
	396	3	7	30	1	-	-	-	-	-	-	-	426	

Table 71: IOC Recognized Sport - Mountaineering and Climbing

Testing Authority (TA)	Urine						Blood						Total Samples	%
	IC Samples	ATF	AAF	OOO Samples	ATF	AAF	IC Samples	ATF	AAF	OOO Samples	ATF	AAF		
Antidoping Switzerland	20	1	1	30	-	-	-	-	-	1	-	-	51	16%
Comitato Olimpico Nazionale Italiano	27	-	-	12	-	-	-	-	-	-	-	-	39	12%
Italian Ministry of Health Department	36	-	-	-	-	-	-	-	-	-	-	-	36	11%
Japan Anti-Doping Agency	18	-	-	6	-	-	-	-	-	-	-	-	24	7.3%
Spanish federation of Mountaineering and Climbing	9	-	-	12	-	-	-	-	-	-	-	-	21	6.4%
Fédération française de la montagne et de l'escalade	20	-	-	1	-	-	-	-	-	-	-	-	21	6.4%
Kazakhstan National Anti-Doping Centre	-	-	-	19	-	-	-	-	-	-	-	-	19	5.8%
Anti Doping Authority the Netherlands	17	1	-	-	-	-	-	-	-	-	-	-	17	5.2%
Union Internationale des Associations D'Alpinisme	14	-	-	3	-	-	-	-	-	-	-	-	17	5.2%
Romanian National Anti-Doping Agency	16	-	-	-	-	-	-	-	-	-	-	-	16	4.9%
Federació d'Entitats Excursionistes de Catalunya	10	-	-	-	-	-	-	-	-	-	-	-	10	3.0%
GV Gobierno Vasco	9	-	-	-	-	-	-	-	-	-	-	-	9	2.7%
Russian National Anti-Doping Organization	8	-	-	-	-	-	-	-	-	-	-	-	8	2.4%
Anti-Doping Norway	6	1	-	1	-	-	-	-	-	-	-	-	7	2.1%
International World Games Association	6	-	-	-	-	-	-	-	-	-	-	-	6	1.8%
Korean Anti-Doping Agency	2	-	-	4	-	-	-	-	-	-	-	-	6	1.8%
National Anti-Doping Agency Austria GmbH	-	-	-	6	-	-	-	-	-	-	-	-	6	1.8%
Swedish Sports Confederation Anti-Doping Group	5	-	-	-	-	-	-	-	-	-	-	-	5	1.5%
Autoridade Antidopagem de Portugal	3	-	-	-	-	-	-	-	-	-	-	-	3	0.9%
Andorra National Anti-Doping Commission	3	-	-	-	-	-	-	-	-	-	-	-	3	0.9%
International Federation of Sports Climbing	3	-	-	-	-	-	-	-	-	-	-	-	3	0.9%
United States Anti-Doping Agency	2	-	-	-	-	-	-	-	-	-	-	-	2	0.6%
	234	3	1	94	-	-	-	-	-	1	-	-	329	

Table 72: IOC Recognized Sport - Netball

Testing Authority (TA)	Urine						Blood						Total Samples	%
	IC Samples	ATF	AAF	OOO Samples	ATF	AAF	IC Samples	ATF	AAF	OOO Samples	ATF	AAF		
Australian Sports Anti-Doping Authority	125	-	1	46	-	-	-	-	-	-	-	-	171	58%
Drug Free Sport New Zealand	16	-	-	13	-	-	-	-	-	-	-	-	29	9.9%
National Anti Doping Agency -India	24	-	-	2	-	-	-	-	-	-	-	-	26	8.9%
Jamaica Anti-Doping Commission	13	-	-	5	-	-	-	-	-	-	-	-	18	6.1%
Anti-Doping Singapore	17	-	-	-	-	-	-	-	-	-	-	-	17	5.8%
UK Anti-Doping	13	-	-	-	-	-	-	-	-	-	-	-	13	4.4%
International Netball Federation	10	-	-	-	-	-	-	-	-	-	-	-	10	3.4%
Anti-Doping Commission of Malta	4	-	-	-	-	-	-	-	-	-	-	-	4	1.4%
Caribbean Regional Anti-Doping Organization	-	-	-	2	-	-	-	-	-	-	-	-	2	0.7%
Sports Authority of Thailand	2	-	-	-	-	-	-	-	-	-	-	-	2	0.7%
Oceania Regional Anti-Doping Organization	-	-	-	1	-	-	-	-	-	-	-	-	1	0.3%
	224	-	1	69	-	-	-	-	-	-	-	-	293	

Table 73: IOC Recognized Sport - Orienteering

Testing Authority (TA)	Urine						Blood						Total	
	IC Samples	ATF	AAF	OOO Samples	ATF	AAF	IC Samples	ATF	AAF	OOO Samples	ATF	AAF	Samples	%
International Orienteering Federation	67	1	-	4	-	-	-	-	-	-	-	-	71	15%
Finnish Anti-Doping Agency	30	-	-	37	-	-	-	-	-	-	-	-	67	14%
Antidoping Switzerland	14	1	-	47	-	-	-	-	-	4	-	-	65	14%
Fédération Française de Course d'Orientation	60	-	-	-	-	-	-	-	-	-	-	-	60	13%
Anti Doping Denmark	9	-	-	16	-	-	-	-	-	-	-	-	25	5.2%
Japan Anti-Doping Agency	21	-	-	-	-	-	-	-	-	-	-	-	21	4.4%
Swedish Sports Confederation Anti-Doping Group	9	-	1	11	1	-	-	-	-	-	-	-	20	4.2%
Spanish Orienteering Federation	9	-	-	7	-	-	-	-	-	-	-	-	16	3.4%
National Anti-Doping Agency Austria GmbH	6	-	-	10	-	-	-	-	-	-	-	-	16	3.4%
Anti-Doping Norway	6	-	-	8	-	-	-	-	-	-	-	-	14	2.9%
Kazakhstan National Anti-Doping Centre	-	-	-	14	-	-	-	-	-	-	-	-	14	2.9%
International World Games Association	8	-	-	-	-	-	4	-	-	-	-	-	12	2.5%
Italian Ministry of Health Department	11	-	-	-	-	-	-	-	-	-	-	-	11	2.3%
Czech Anti-Doping Committee	10	-	-	-	-	-	-	-	-	-	-	-	10	2.1%
Fédération des Clubs Sportif et Artistiques de la défense	10	-	-	-	-	-	-	-	-	-	-	-	10	2.1%
Russian National Anti-Doping Organization	-	-	-	10	3	-	-	-	-	-	-	-	10	2.1%
Autoridade Antidopagem de Portugal	6	-	-	-	-	-	-	-	-	-	-	-	6	1.3%
Romanian National Anti-Doping Agency	6	-	-	-	-	-	-	-	-	-	-	-	6	1.3%
NADO Flanders	6	-	-	-	-	-	-	-	-	-	-	-	6	1.3%
Conseil International des Sports Militaires	4	-	1	-	-	-	-	-	-	-	-	-	4	0.8%
Magyar Antidopping Csoport - HUNADO	-	-	-	4	-	-	-	-	-	-	-	-	4	0.8%
Anti-Doping department of State Sports Medicine Centre	-	-	-	3	-	-	-	-	-	-	-	-	3	0.6%
Chinese Anti-Doping Agency	2	-	-	-	-	-	-	-	-	-	-	-	2	0.4%
Estonian Anti-Doping Agency	-	-	-	2	-	-	-	-	-	-	-	-	2	0.4%
Slovak Anti-Doping Agency	-	-	-	2	-	-	-	-	-	-	-	-	2	0.4%
	294	2	2	175	4	-	4	-	-	4	-	-	477	

Table 74: IOC Recognized Sport - Polo

Testing Authority (TA)	Urine						Blood						Total	
	IC Samples	ATF	AAF	OOO Samples	ATF	AAF	IC Samples	ATF	AAF	OOO Samples	ATF	AAF	Samples	%
Spain National Anti-Doping Agency	3	-	-	-	-	-	-	-	-	-	-	-	3	60%
Cuba National Anti-Doping Agency	-	-	-	2	-	-	-	-	-	-	-	-	2	40%
	3	-	-	2	-	-	-	-	-	-	-	-	5	

Table 75: IOC Recognized Sport - Powerboating

Testing Authority (TA)	Urine						Blood						Total	
	IC Samples	ATF	AAF	OOO Samples	ATF	AAF	IC Samples	ATF	AAF	OOO Samples	ATF	AAF	Samples	%
Korea Motorboat Racing Association	135	-	-	-	-	-	-	-	-	-	-	-	135	68%
Union Internationale Motonautique	21	-	-	9	-	-	-	-	-	-	-	-	30	15%
Fédération Française de Motonautique	18	-	2	-	-	-	-	-	-	-	-	-	18	9.0%
Spain National Anti-Doping Agency	7	-	1	-	-	-	-	-	-	-	-	-	7	3.5%
Comitato Olimpico Nazionale Italiano	6	-	1	-	-	-	-	-	-	-	-	-	6	3.0%
Autoridade Antidopagem de Portugal	2	-	-	-	-	-	-	-	-	-	-	-	2	1.0%
Anti-Doping Commission of Malta	-	-	-	1	-	-	-	-	-	-	-	-	1	0.5%
	189	-	4	10	-	-	-	-	-	-	-	-	199	

Table 76: IOC Recognized Sport - Racquetball

Testing Authority (TA)	Urine						Blood						Total	
	IC Samples	ATF	AAF	OOO Samples	ATF	AAF	IC Samples	ATF	AAF	OOO Samples	ATF	AAF	Samples	%
United States Anti-Doping Agency	4	-	-	9	-	-	-	-	-	-	-	-	13	33%
International Racquetball Federation	4	-	-	4	-	-	-	-	-	-	-	-	8	20%
International World Games Association	6	-	-	-	-	-	-	-	-	-	-	-	6	15%
Venezuela NADO	4	-	-	-	-	-	-	-	-	-	-	-	4	10%
Organisation Deportiva Bolivariana	3	-	-	-	-	-	-	-	-	-	-	-	3	7.5%
Canadian Centre for Ethics in Sport	2	-	-	-	-	-	-	-	-	-	-	-	2	5.0%
Korean Anti-Doping Agency	-	-	-	2	-	-	-	-	-	-	-	-	2	5.0%
Organización Deportiva Centroamericana y Caribeña	2	-	-	-	-	-	-	-	-	-	-	-	2	5.0%
	25	-	-	15	-	-	-	-	-	-	-	-	40	

Table 77: IOC Recognized Sport - Roller Sports

Testing Authority (TA)	Urine						Blood						Total	
	IC Samples	ATF	AAF	OOO Samples	ATF	AAF	IC Samples	ATF	AAF	OOO Samples	ATF	AAF	Samples	%
International Roller Sports Federation	104	-	-	31	-	-	-	-	-	-	-	-	135	23%
Autoridade Antidopagem de Portugal	51	1	2	49	2	-	-	-	-	-	-	-	100	17%
Comitato Olimpico Nazionale Italiano	43	1	1	2	2	-	-	-	-	-	-	-	45	7.8%
German National Anti-Doping Agency	6	-	-	33	-	-	-	-	-	-	-	-	39	6.8%
Deutscher Rollsport und Inline-Verband	30	-	-	-	-	-	-	-	-	-	-	-	30	5.2%
Colombian NADO	29	-	-	-	-	-	-	-	-	-	-	-	29	5.0%
Spanish Skating Federation	4	-	-	25	-	-	-	-	-	-	-	-	29	5.0%
Venezuela NADO	23	-	-	2	-	-	-	-	-	-	-	-	25	4.3%
United States Anti-Doping Agency	16	-	-	6	-	-	-	-	-	-	-	-	22	3.8%
Fédération Française de Roller skating	19	-	1	-	-	-	-	-	-	-	-	-	19	3.3%
Korean Anti-Doping Agency	13	-	-	-	-	-	-	-	-	-	-	-	13	2.3%
NADO Flanders	13	-	-	-	-	-	-	-	-	-	-	-	13	2.3%
International World Games Association	12	-	-	-	-	-	-	-	-	-	-	-	12	2.1%
Anti Doping Authority the Netherlands	7	-	-	4	-	-	-	-	-	-	-	-	11	1.9%
Antidoping Switzerland	4	-	-	7	-	-	-	-	-	-	-	-	11	1.9%
Confederacion Argentina de Hockey	10	1	-	-	-	-	-	-	-	-	-	-	10	1.7%
Chinese Anti-Doping Agency	7	-	-	-	-	-	-	-	-	-	-	-	7	1.2%
Czech Anti-Doping Committee	5	-	-	-	-	-	-	-	-	-	-	-	5	0.9%
Anti-Doping department of State Sports Medicine Centre	-	-	-	5	-	-	-	-	-	-	-	-	5	0.9%
Cuba National Anti-Doping Agency	-	-	-	4	-	-	-	-	-	-	-	-	4	0.7%
Organisation Deportiva Bolivariana	4	-	-	-	-	-	-	-	-	-	-	-	4	0.7%
Anti Doping Denmark	-	-	-	3	-	-	-	-	-	-	-	-	3	0.5%
International Skating Union	-	-	-	2	-	-	-	-	-	-	-	-	2	0.3%
Swedish Sports Confederation Anti-Doping Group	-	-	-	2	-	-	-	-	-	-	-	-	2	0.3%
Italian Ministry of Health Department	-	-	-	1	-	-	-	-	-	-	-	-	1	0.2%
	400	3	4	176	4	-	-	-	-	-	-	-	576	

Table 78: IOC Recognized Sport - Softball

Testing Authority (TA)	Urine						Blood						Total		
	IC		OOC		IC		OOC		IC		OOC		Samples	%	
	Samples	ATF	AAF	Samples	ATF	AAF	Samples	ATF	AAF	Samples	ATF	AAF			
Venezuela NADO	12	-	-	20	-	-	-	-	-	-	25	-	-	57	19%
Japan Anti-Doping Agency	33	-	-	7	-	-	-	-	-	-	-	-	-	40	13%
Chinese Anti-Doping Agency	18	-	-	18	-	-	-	-	-	-	-	-	-	36	12%
International Softball Federation	16	-	-	16	-	-	-	-	-	-	-	-	-	32	11%
Spanish Baseball and Softball Federation	12	-	-	17	-	1	-	-	-	-	-	-	-	29	9.5%
Italian Ministry of Health Department	13	-	-	-	-	-	-	-	-	-	-	-	-	13	4.3%
Czech Anti-Doping Committee	8	-	-	4	-	-	-	-	-	-	-	-	-	12	3.9%
Comitato Olimpico Nazionale Italiano	10	-	-	-	-	-	-	-	-	-	-	-	-	10	3.3%
Sports Authority of Thailand	10	-	1	-	-	-	-	-	-	-	-	-	-	10	3.3%
Australian Sports Anti-Doping Authority	8	-	-	1	-	-	-	-	-	-	-	-	-	9	3.0%
Deutscher Baseball und Softball Verband	8	-	-	-	-	-	-	-	-	-	-	-	-	8	2.6%
United States Anti-Doping Agency	-	-	-	8	-	-	-	-	-	-	-	-	-	8	2.6%
Drug Free Sport New Zealand	-	-	-	6	-	-	-	-	-	-	-	-	-	6	2.0%
International World Games Association	6	-	-	-	-	-	-	-	-	-	-	-	-	6	2.0%
Korean Anti-Doping Agency	3	-	-	2	-	-	-	-	-	-	-	-	-	5	1.6%
Anti Doping Denmark	-	-	-	4	-	-	-	-	-	-	-	-	-	4	1.3%
Organisation Deportiva Bolivariana	4	-	-	-	-	-	-	-	-	-	-	-	-	4	1.3%
Organización Deportiva Centroamericana y Caribeña	4	-	-	-	-	-	-	-	-	-	-	-	-	4	1.3%
Swedish Sports Confederation Anti-Doping Group	4	-	-	-	-	-	-	-	-	-	-	-	-	4	1.3%
Canadian Centre for Ethics in Sport	2	-	-	-	-	-	-	-	-	-	-	-	-	2	0.7%
National Anti Doping Agency Belize	-	-	-	2	-	-	-	-	-	-	-	-	-	2	0.7%
Romanian National Anti-Doping Agency	-	-	-	1	-	-	-	-	-	-	-	-	-	1	0.3%
Caribbean Regional Anti-Doping Organization	-	-	-	1	-	-	-	-	-	-	-	-	-	1	0.3%
German National Anti-Doping Agency	-	-	-	1	-	-	-	-	-	-	-	-	-	1	0.3%
	171	-	1	108	-	1	-	-	-	-	25	-	-	304	

Table 79: IOC Recognized Sport - Sport Climbing

Testing Authority (TA)	Urine						Blood						Total		
	IC		OOC		IC		OOC		IC		OOC		Samples	%	
	Samples	ATF	AAF	Samples	ATF	AAF	Samples	ATF	AAF	Samples	ATF	AAF			
Russian National Anti-Doping Organization	106	1	-	5	-	-	-	-	-	-	-	-	-	111	38%
International Federation of Sports Climbing	70	1	1	4	-	-	-	-	-	1	-	-	-	75	26%
Fédération française de la montagne et de l'escalade	21	-	-	-	-	-	-	-	-	-	-	-	-	21	7%
National Anti-Doping Agency Austria GmbH	11	-	-	9	-	-	-	-	-	-	-	-	-	20	7%
German Alpin Union (DAV)	10	-	-	-	-	-	-	-	-	-	-	-	-	10	3.4%
Poland Commission against Doping in Sports	10	-	-	-	-	-	-	-	-	-	-	-	-	10	3.4%
Czech Anti-Doping Committee	9	-	-	-	-	-	-	-	-	-	-	-	-	9	3.1%
Spanish federation of Mountaineering and Climbing	4	-	-	4	-	-	-	-	-	-	-	-	-	8	2.8%
New Caledonia NADO	6	-	1	-	-	-	-	-	-	-	-	-	-	6	2.1%
Conseil International des Sports Militaires	4	-	-	-	-	-	-	-	-	-	-	-	-	4	1.4%
International World Games Association	4	-	-	-	-	-	-	-	-	-	-	-	-	4	1.4%
Organisation Deportiva Bolivariana	4	-	-	-	-	-	-	-	-	-	-	-	-	4	1.4%
Anti-Doping Centre Bulgaria	3	-	-	-	-	-	-	-	-	-	-	-	-	3	1.0%
Antidoping Switzerland	3	-	-	-	-	-	-	-	-	-	-	-	-	3	1.0%
Chinese Anti-Doping Agency	2	-	-	-	-	-	-	-	-	-	-	-	-	2	0.7%
	267	2	2	22	-	-	-	-	-	-	1	-	-	290	

Table 80: IOC Recognized Sport - Squash

Testing Authority (TA)	Urine						Blood						Total	
	IC		OOC		IC		OOC		IC		OOC		Samples	%
	Samples	ATF	AAF	Samples	ATF	AAF	Samples	ATF	AAF	Samples	ATF	AAF		
World Squash Federation	16	-	-	25	-	-	-	-	-	-	-	-	41	11%
UK Anti-Doping	14	-	-	18	-	-	-	-	-	-	-	-	32	8.6%
French Community of Belgium NADO	26	-	-	-	-	-	-	-	-	-	-	-	26	7.0%
Japan Anti-Doping Agency	6	-	-	19	-	-	-	-	-	-	-	-	25	6.8%
Anti Doping Authority the Netherlands	19	-	-	-	-	-	-	-	-	-	-	-	19	5.1%
Korean Anti-Doping Agency	7	-	-	12	-	-	-	-	-	-	-	-	19	5.1%
NADO Flanders	18	-	3	-	-	-	-	-	-	-	-	-	18	4.9%
Chinese Anti-Doping Agency	-	-	-	14	-	-	-	-	-	-	-	-	14	3.8%
Finnish Anti-Doping Agency	8	-	-	6	-	-	-	-	-	-	-	-	14	3.8%
French Squash Federation	10	-	-	3	-	-	-	-	-	1	-	-	14	3.8%
Italian Ministry of Health Department	12	-	-	-	-	-	-	-	-	-	-	-	12	3.2%
Colombian NADO	10	-	-	-	-	-	-	-	-	-	-	-	10	2.7%
Hong Kong Anti-Doping Committee	-	-	-	10	-	-	-	-	-	-	-	-	10	2.7%
Australian Sports Anti-Doping Authority	9	-	-	-	-	-	-	-	-	-	-	-	9	2.4%
Spain National Anti-Doping Agency	9	-	-	-	-	-	-	-	-	-	-	-	9	2.4%
Deutscher Squashverband	9	-	-	-	-	-	-	-	-	-	-	-	9	2.4%
International World Games Association	8	-	-	-	-	-	1	-	-	-	-	-	9	2.4%
Swedish Sports Confederation Anti-Doping Group	9	-	-	-	-	-	-	-	-	-	-	-	9	2.4%
Saudi Arabian Antidoping Committee	8	-	-	-	-	-	-	-	-	-	-	-	8	2.2%
German National Anti-Doping Agency	-	-	-	7	-	-	-	-	-	-	-	-	7	1.9%
United States Anti-Doping Agency	2	-	-	5	1	-	-	-	-	-	-	-	7	1.9%
Comitato Olimpico Nazionale Italiano	6	-	-	-	-	-	-	-	-	-	-	-	6	1.6%
Anti Doping Denmark	-	-	-	5	-	-	-	-	-	-	-	-	5	1.4%
National Anti-Doping Agency Austria GmbH	4	-	-	1	-	-	-	-	-	-	-	-	5	1.4%
Czech Anti-Doping Committee	4	-	-	-	-	-	-	-	-	-	-	-	4	1.1%
Irish Sports Council	2	-	-	2	-	-	-	-	-	-	-	-	4	1.1%
Olympic Council of Asia	4	-	-	-	-	-	-	-	-	-	-	-	4	1.1%
Organisation Deportiva Bolivariana	4	-	-	-	-	-	-	-	-	-	-	-	4	1.1%
Qatar National Antidoping Committee	-	-	-	3	-	-	-	-	-	-	-	-	3	0.8%
Canadian Centre for Ethics in Sport	1	-	-	1	-	-	-	-	-	-	-	-	2	0.5%
East Asian Games Association	2	-	-	-	-	-	-	-	-	-	-	-	2	0.5%
Guatemala NADO	2	-	-	-	-	-	-	-	-	-	-	-	2	0.5%
Magyar Antidopping Csoport - HUNADO	-	-	-	2	-	-	-	-	-	-	-	-	2	0.5%
Kuwait Anti-Doping Committee	2	-	-	-	-	-	-	-	-	-	-	-	2	0.5%
Sports Authority of Thailand	-	-	-	2	-	-	-	-	-	-	-	-	2	0.5%
Caribbean Regional Anti-Doping Organization	-	-	-	1	-	-	-	-	-	-	-	-	1	0.3%
Jordan Anti-doping Organization	-	-	-	1	-	-	-	-	-	-	-	-	1	0.3%
	231	-	3	137	1	-	1	-	-	1	-	-	370	

Table 81: IOC Recognized Sport - Sumo

Testing Authority (TA)	Urine						Blood						Total	
	IC		OOC		IC		OOC		IC		OOC		Samples	%
	Samples	ATF	AAF	Samples	ATF	AAF	Samples	ATF	AAF	Samples	ATF	AAF		
Japan Anti-Doping Agency	67	-	-	-	-	-	-	-	-	-	-	-	67	47%
Russian National Anti-Doping Organization	-	-	-	27	2	-	-	-	-	-	-	-	27	19%
International Sumo Federation	10	-	-	5	-	-	-	-	-	-	-	-	15	10%
Poland Commission against Doping in Sports	9	-	-	-	-	-	-	-	-	-	-	-	9	6.3%
International World Games Association	8	-	-	-	-	-	-	-	-	-	-	-	8	5.6%
SportAccord Event Organiser	8	-	-	-	-	-	-	-	-	-	-	-	8	5.6%
Magyar Antidopping Csoport - HUNADO	-	-	-	6	-	1	-	-	-	-	-	-	6	4.2%
Chinese Taipei Anti-Doping Agency	-	-	-	2	-	-	-	-	-	-	-	-	2	1.4%
Anti Doping Authority the Netherlands	-	-	-	1	-	-	-	-	-	-	-	-	1	0.7%
	102	-	-	41	2	1	-	-	-	-	-	-	143	

Table 82: IOC Recognized Sport - Surfing

Testing Authority (TA)	Urine						Blood						Total	
	IC		OOC		IC		OOC		IC		OOC		Samples	%
	Samples	ATF	AAF	Samples	ATF	AAF	Samples	ATF	AAF	Samples	ATF	AAF		
International Surfing Association	48	-	1	-	-	-	-	-	-	-	-	-	48	23%
Chinese Anti-Doping Agency	28	-	-	12	-	-	-	-	-	-	-	-	40	19%
Ecuador NADO	18	-	-	3	-	-	-	-	-	-	-	-	21	10%
Venezuela NADO	21	-	-	-	-	-	-	-	-	-	-	-	21	10%
Autoridade Antidopagem de Portugal	16	-	-	3	1	-	-	-	-	-	-	-	19	9.0%
Comision Nacional Antidopaje Peru	10	-	-	-	-	-	-	-	-	-	-	-	10	4.7%
Antidoping Switzerland	8	-	-	-	-	-	-	-	-	-	-	-	8	3.8%
Service de la Jeunesse et sport de la Polynésie Française	8	-	-	-	-	-	-	-	-	-	-	-	8	3.8%
Organisation Deportiva Bolivariana	7	-	1	-	-	-	-	-	-	-	-	-	7	3.3%
United States Anti-Doping Agency	7	-	-	-	-	-	-	-	-	-	-	-	7	3.3%
Hong Kong Anti-Doping Committee	3	-	-	2	-	-	-	-	-	-	-	-	5	2.4%
Spain National Anti-Doping Agency	4	-	-	-	-	-	-	-	-	-	-	-	4	1.9%
Irish Sports Council	4	-	-	-	-	-	-	-	-	-	-	-	4	1.9%
Federation Française de SURF	3	-	-	-	-	-	-	-	-	-	-	-	3	1.4%
Sports Authority of Thailand	-	-	-	3	-	-	-	-	-	-	-	-	3	1.4%
Colombian NADO	2	-	-	-	-	-	-	-	-	-	-	-	2	0.9%
German National Anti-Doping Agency	-	-	-	1	-	-	-	-	-	-	-	-	1	0.5%
Total	187	-	2	24	1	-	-	-	-	-	-	-	211	

Table 83: IOC Recognized Sport - Tug of War

Testing Authority (TA)	Urine						Blood						Total	
	IC		OOC		IC		OOC		IC		OOC		Samples	%
	Samples	ATF	AAF	Samples	ATF	AAF	Samples	ATF	AAF	Samples	ATF	AAF		
Swedish Sports Confederation Anti-Doping Group	12	-	1	20	-	1	-	-	-	-	-	-	32	29%
German National Anti-Doping Agency	10	-	-	14	-	-	-	-	-	-	-	-	24	21%
Antidoping Switzerland	8	-	-	8	-	-	-	-	-	-	-	-	16	14%
Tug-of-War International Federation	5	-	-	11	-	1	-	-	-	-	-	-	16	14%
Chinese Anti-Doping Agency	-	-	-	8	-	-	-	-	-	-	-	-	8	7.1%
Japan Anti-Doping Agency	6	-	-	-	-	-	-	-	-	-	-	-	6	5.4%
Anti-Doping department of State Sports Medicine Centre	-	-	-	6	-	-	-	-	-	-	-	-	6	5.4%
Irish Sports Council	4	-	-	-	-	-	-	-	-	-	-	-	4	3.6%
Total	45	-	1	67	-	2	-	-	-	-	-	-	112	

Table 84: IOC Recognized Sport - Underwater Sports

Testing Authority (TA)	Urine						Blood						Total	
	IC		OOC		IC		OOC		IC		OOC		Samples	%
	Samples	ATF	AAF	Samples	ATF	AAF	Samples	ATF	AAF	Samples	ATF	AAF		
World Underwater Federation	95	-	3	22	-	-	-	-	-	-	-	-	117	28%
Colombian NADO	53	-	3	-	-	-	-	-	-	-	-	-	53	13%
Verband Deutscher Sporttaucher	31	-	-	-	-	-	-	-	-	-	-	-	31	7.3%
Turkish NOC Anti-Doping Commission	30	-	4	-	-	-	-	-	-	-	-	-	30	7.1%
Association Internationale pour le Développement de l'Apnée	22	-	-	-	-	-	-	-	-	-	-	-	22	5.2%
Korean Anti-Doping Agency	10	-	-	11	-	-	-	-	-	-	-	-	21	5.0%
Comitato Olimpico Nazionale Italiano	18	-	-	-	-	-	-	-	-	-	-	-	18	4.2%
Russian National Anti-Doping Organization	9	-	-	9	-	-	-	-	-	-	-	-	18	4.2%
Finnish Anti-Doping Agency	8	-	-	9	-	-	-	-	-	-	-	-	17	4.0%
Chinese Anti-Doping Agency	10	-	-	6	-	-	-	-	-	-	-	-	16	3.8%
Fédération Française d'Etude et Sports Sous-Marins	12	-	-	-	-	-	-	-	-	-	-	-	12	2.8%
International World Games Association	11	-	-	-	-	-	-	-	-	-	-	-	11	2.6%
Spain Federation of underwater sports	10	-	-	-	-	-	-	-	-	-	-	-	10	2.4%
Italian Ministry of Health Department	8	-	-	-	-	-	-	-	-	-	-	-	8	1.9%
German National Anti-Doping Agency	-	-	-	8	-	-	-	-	-	-	-	-	8	1.9%
Egyptian Diving and Lifesaving Federation	7	-	-	-	-	-	-	-	-	-	-	-	7	1.7%
Anti-Doping Norway	6	-	-	-	-	-	-	-	-	-	-	-	6	1.4%
Japan Anti-Doping Agency	6	-	-	-	-	-	-	-	-	-	-	-	6	1.4%
Kazakhstan National Anti-Doping Centre	-	-	-	4	-	-	-	-	-	-	-	-	4	0.9%
Spain National Anti-Doping Agency	3	-	-	-	-	-	-	-	-	-	-	-	3	0.7%
Magyar Antidopping Csoport - HUNADO	-	-	-	3	-	-	-	-	-	-	-	-	3	0.7%
Autoridade Antidopagem de Portugal	2	-	-	-	-	-	-	-	-	-	-	-	2	0.5%
Organisation Deportiva Bolivariana	1	-	-	-	-	-	-	-	-	-	-	-	1	0.2%
Total	352	-	10	72	-	-	-	-	-	-	-	-	424	

Table 85: IOC Recognized Sport - Water Skiing

Testing Authority (TA)	Urine						Blood						Total Samples	%
	IC		OOC		IC		OOC		OOC					
	Samples	ATF	AAF	Samples	ATF	AAF	Samples	ATF	AAF	Samples	ATF	AAF		
International Waterski & Wakeboard Federation	39	-	-	13	-	-	-	-	-	-	-	-	52	28%
German National Anti-Doping Agency	6	-	-	23	-	-	-	-	-	-	-	-	29	16%
Anti Doping Authority the Netherlands	21	-	-	-	-	-	-	-	-	-	-	-	21	11%
Federación Española de Esquí Náutico	12	-	-	1	-	-	-	-	-	-	-	-	13	7.0%
International World Games Association	13	-	-	-	-	-	-	-	-	-	-	-	13	7.0%
United States Anti-Doping Agency	-	-	-	13	-	-	-	-	-	-	-	-	13	7.0%
NADO Flanders	6	-	-	-	-	-	-	-	-	-	-	-	6	3.2%
Australian Waterski and Wakeboard Federation	5	-	-	-	-	-	-	-	-	-	-	-	5	2.7%
Czech Anti-Doping Committee	5	-	-	-	-	-	-	-	-	-	-	-	5	2.7%
South African Institute for Drug-Free Sport	5	-	-	-	-	-	-	-	-	-	-	-	5	2.7%
Comitato Olimpico Nazionale Italiano	4	-	-	-	-	-	-	-	-	-	-	-	4	2.2%
Anti-Doping Singapore	-	-	-	3	-	-	-	-	-	-	-	-	3	1.6%
National Anti-Doping Agency Austria GmbH	-	-	-	3	-	-	-	-	-	-	-	-	3	1.6%
Canadian Centre for Ethics in Sport	2	-	-	-	-	-	-	-	-	-	-	-	2	1.1%
International Committee of Mediterranean Games	2	-	-	-	-	-	-	-	-	-	-	-	2	1.1%
Israeli NADO	-	-	-	2	1	-	-	-	-	-	-	-	2	1.1%
Korean Anti-Doping Agency	-	-	-	2	-	-	-	-	-	-	-	-	2	1.1%
Russian National Anti-Doping Organization	-	-	-	2	1	-	-	-	-	-	-	-	2	1.1%
Anti Doping Denmark	-	-	-	1	-	-	-	-	-	-	-	-	1	0.5%
Comisión de Control y Seguimiento de la Salud y el Dopaje	-	-	-	1	-	-	-	-	-	-	-	-	1	0.5%
Anti-Doping department of State Sports Medicine Centre	-	-	-	1	-	-	-	-	-	-	-	-	1	0.5%
Organisation Deportiva Bolivariana	1	-	-	-	-	-	-	-	-	-	-	-	1	0.5%
Total	121	-	-	65	2	-	-	-	-	-	-	-	186	

Table 86: IOC Recognized Sport - Wushu

Testing Authority (TA)	Urine						Blood						Total Samples	%
	IC		OOC		IC		OOC		OOC					
	Samples	ATF	AAF	Samples	ATF	AAF	Samples	ATF	AAF	Samples	ATF	AAF		
Chinese Anti-Doping Agency	105	-	-	72	-	-	-	-	-	-	-	-	177	40%
International Wushu Federation	43	1	-	17	-	-	-	-	-	-	-	-	60	14%
Antidoping Switzerland	22	-	1	32	2	-	-	-	-	-	-	-	54	12%
Russian National Anti-Doping Organization	22	-	8	7	-	-	-	-	-	-	-	-	29	6.6%
Korean Anti-Doping Agency	3	-	-	15	-	-	-	-	-	-	-	-	18	4.1%
Sports Authority of Thailand	10	-	-	7	-	-	-	-	-	-	-	-	17	3.9%
East Asian Games Association	14	-	-	-	-	-	-	-	-	-	-	-	14	3.2%
Chinese Taipei Anti-Doping Agency	-	-	-	10	-	-	-	-	-	-	-	-	10	2.3%
SportAccord Event Organiser	9	-	1	-	-	-	-	-	-	-	-	-	9	2.1%
Japan Anti-Doping Agency	-	-	-	8	-	-	-	-	-	-	-	-	8	1.8%
Myanmar National Anti-Doping Organization	-	-	-	6	-	-	-	-	-	-	-	-	6	1.4%
NADO Flanders	6	-	-	-	-	-	-	-	-	-	-	-	6	1.4%
Anti Doping Authority the Netherlands	-	-	-	5	-	-	-	-	-	-	-	-	5	1.1%
Hong Kong Anti-Doping Committee	-	-	-	5	-	-	-	-	-	-	-	-	5	1.1%
Brunei Darussalam Anti-Doping Committee	3	-	-	1	-	-	-	-	-	-	-	-	4	0.9%
International World Games Association	4	-	-	-	-	-	-	-	-	-	-	-	4	0.9%
South African Institute for Drug-Free Sport	4	-	1	-	-	-	-	-	-	-	-	-	4	0.9%
Autoridade Antidopagem de Portugal	2	-	-	-	-	-	-	-	-	-	-	-	2	0.5%
Indonesian Anti-Doping Agency	2	-	-	-	-	-	-	-	-	-	-	-	2	0.5%
Organisation Deportiva Bolivariana	2	-	-	-	-	-	-	-	-	-	-	-	2	0.5%
South East Asia RADO	-	-	-	2	-	-	-	-	-	-	-	-	2	0.5%
Kazakhstan National Anti-Doping Centre	-	-	-	1	-	-	-	-	-	-	-	-	1	0.2%
Total	251	1	11	188	2	-	-	-	-	-	-	-	439	

Table 87: AIMS Sport - Aikido

Testing Authority (TA)	Urine						Blood						Total	
	IC Samples	ATF	AAF	OOB Samples	ATF	AAF	IC Samples	ATF	AAF	OOB Samples	ATF	AAF	Samples	%
Russian National Anti-Doping Organization	4	-	-	9	-	-	-	-	-	-	-	-	13	57%
Romanian National Anti-Doping Agency	-	-	-	4	-	-	-	-	-	-	-	-	4	17%
International Aikido Federation	4	-	-	-	-	-	-	-	-	-	-	-	4	17%
SportAccord Event Organiser	2	-	-	-	-	-	-	-	-	-	-	-	2	8.7%
	10	-	-	13	-	-	-	-	-	-	-	-	23	

Table 88: AIMS Sport - Bodybuilding and Fitness

Testing Authority (TA)	Urine						Blood						Total	
	IC Samples	ATF	AAF	OOB Samples	ATF	AAF	IC Samples	ATF	AAF	OOB Samples	ATF	AAF	Samples	%
Korean Anti-Doping Agency	43	-	1	613	-	10	-	-	-	-	-	-	656	38%
NADO Flanders	47	-	5	135	2	25	-	-	-	-	-	-	182	11%
Japan Anti-Doping Agency	48	1	3	42	-	2	-	-	-	-	-	-	90	5.3%
Romanian National Anti-Doping Agency	23	-	3	43	-	2	5	-	-	-	-	-	71	4.2%
International Federation of Bodybuilding and Fitness	51	-	16	10	-	1	-	-	-	-	-	-	61	3.6%
Finnish Anti-Doping Agency	24	-	-	24	1	1	-	-	-	7	-	-	55	3.2%
Chinese Anti-Doping Agency	26	-	2	22	-	-	-	-	-	-	-	-	48	2.8%
Federation Francaise d'Halterophilie Musculation Force Athletique et Culturisme	36	-	2	9	-	4	-	-	-	-	-	-	45	2.6%
Australian Sports Anti-Doping Authority	43	-	6	-	-	-	-	-	-	-	-	-	43	2.5%
Poland Commission against Doping in Sports	40	-	11	-	-	-	-	-	-	-	-	-	40	2.3%
Anti-Doping Agency of Malaysia	22	-	4	16	-	1	-	-	-	-	-	-	38	2.2%
Canadian Bodybuilding Federation	33	-	7	3	-	1	-	-	-	-	-	-	36	2.1%
Turkish NOC Anti-Doping Commission	26	-	10	6	-	-	-	-	-	-	-	-	32	1.9%
Czech Anti-Doping Committee	23	-	5	6	-	-	-	-	-	-	-	-	29	1.7%
Guatemala NADO	29	-	5	-	-	-	-	-	-	-	-	-	29	1.7%
Venezuela NADO	29	-	9	-	-	-	-	-	-	-	-	-	29	1.7%
Costa Rica NADO	3	-	1	23	-	5	-	-	-	-	-	-	26	1.5%
Hong Kong Anti-Doping Committee	8	-	3	13	-	-	-	-	-	-	-	-	21	1.2%
South African Institute for Drug-Free Sport	18	-	6	1	-	-	-	-	-	-	-	-	19	1.1%
Natural Physique Association	16	-	-	-	-	-	-	-	-	-	-	-	16	0.9%
French Community of Belgium NADO	12	1	-	-	-	-	-	-	-	-	-	-	12	0.7%
National Anti Doping Agency -India	12	-	7	-	-	-	-	-	-	-	-	-	12	0.7%
South East Asian Games Federation	10	-	1	-	-	-	-	-	-	-	-	-	10	0.6%
Union International de Body-Building Naturel	10	-	1	-	-	-	-	-	-	-	-	-	10	0.6%
Slovak Anti-Doping Agency	1	-	-	8	-	-	-	-	-	-	-	-	9	0.5%
Sports Authority of Thailand	-	-	-	8	-	-	-	-	-	-	-	-	8	0.5%
United Arab Emirates National Anti-doping Committee	7	-	1	1	-	-	-	-	-	-	-	-	8	0.5%
Myanmar National Anti-Doping Organization	-	-	-	7	-	-	-	-	-	-	-	-	7	0.4%
Croatian Institute for Toxicology and Antidoping	2	-	1	4	-	-	-	-	-	-	-	-	6	0.4%
Italian Ministry of Health Department	6	-	1	-	-	-	-	-	-	-	-	-	6	0.4%
Organización Deportiva Centroamericana y Caribeña	6	-	1	-	-	-	-	-	-	-	-	-	6	0.4%
l'Agence Nationale Antidopage Tunisie	5	-	5	-	-	-	-	-	-	-	-	-	5	0.3%
Indonesian Anti-Doping Agency	-	-	-	5	-	-	-	-	-	-	-	-	5	0.3%
Instituto do Desporto do Governo de Macau	1	-	1	4	-	-	-	-	-	-	-	-	5	0.3%
Vietnam Anti-Doping & Sports Medicine Agency	-	-	-	5	-	-	-	-	-	-	-	-	5	0.3%
Anti-Doping Agency of Serbia	4	-	-	-	-	-	-	-	-	-	-	-	4	0.2%
Bermuda Sport Anti Doping Authority	4	-	-	-	-	-	-	-	-	-	-	-	4	0.2%
Estonian Anti-Doping Agency	3	-	-	1	-	-	-	-	-	-	-	-	4	0.2%
Kuwait Anti-Doping Committee	1	-	1	3	-	1	-	-	-	-	-	-	4	0.2%
Cyprus Anti-Doping Authority	2	-	1	-	-	-	-	-	-	-	-	-	2	0.1%
Federació Catalana de Fisioculturismo	2	-	2	-	-	-	-	-	-	-	-	-	2	0.1%
Federacion Dominicana de Medicina del Deporte	2	-	1	-	-	-	-	-	-	-	-	-	2	0.1%
Deutscher Bodybuilding und Fitness-Verband e.V.	-	-	-	2	-	-	-	-	-	-	-	-	2	0.1%
Caribbean Regional Anti-Doping Organization	-	-	-	1	-	-	-	-	-	-	-	-	1	0.1%
Colombian NADO	-	-	-	1	-	-	-	-	-	-	-	-	1	0.1%
Estonian Bodybuilding and Fitness Federation	1	-	1	-	-	-	-	-	-	-	-	-	1	0.1%
Instituto Nacional de los Deportes - El Salvador	1	-	-	-	-	-	-	-	-	-	-	-	1	0.1%
Jordan Anti-doping Organization	1	-	1	-	-	-	-	-	-	-	-	-	1	0.1%
National Anti-Doping Commission of Barbados	1	-	-	-	-	-	-	-	-	-	-	-	1	0.1%
	682	2	125	1016	3	53	5	-	-	7	-	-	1710	

Table 89: AIMS Sport - Casting

Testing Authority (TA)	Urine						Blood						Total Samples	%
	IC		OOC		IC		OOC		IC		OOC			
	Samples	ATF	AAF	Samples	ATF	AAF	Samples	ATF	AAF	Samples	ATF	AAF		
International Fresh Water Sport Fishing Federation	12	-	-	6	-	-	-	-	-	-	-	-	18	33%
Autoridade Antidopagem de Portugal	16	1	-	-	-	-	-	-	-	-	-	-	16	30%
Comitato Olimpico Nazionale Italiano	6	-	-	-	-	-	-	-	-	-	-	-	6	11%
Federacion Espanola de Pesca y Casting	4	-	-	-	-	-	-	-	-	-	-	-	4	7.4%
Fédération Internationale de la Peche Sportive en Mer	4	-	1	-	-	-	-	-	-	-	-	-	4	7.4%
United States Anti-Doping Agency	4	-	1	-	-	-	-	-	-	-	-	-	4	7.4%
South African Institute for Drug-Free Sport	-	-	-	2	-	-	-	-	-	-	-	-	2	3.7%
	46	1	2	8	-	-	-	-	-	-	-	-	54	

Table 90: AIMS Sport - Cheer

Testing Authority (TA)	Urine						Blood						Total Samples	%
	IC		OOC		IC		OOC		IC		OOC			
	Samples	ATF	AAF	Samples	ATF	AAF	Samples	ATF	AAF	Samples	ATF	AAF		
United States Anti-Doping Agency	13	1	-	-	-	-	-	-	-	-	-	-	13	37%
International Cheer Union	10	-	-	-	-	-	-	-	-	-	-	-	10	29%
Anti-Doping Norway	6	-	-	-	-	-	-	-	-	-	-	-	6	17%
Sports Authority of Thailand	6	-	-	-	-	-	-	-	-	-	-	-	6	17%
	35	1	-	-	-	-	-	-	-	-	-	-	35	

Table 91: AIMS Sport - Darts

Testing Authority (TA)	Urine						Blood						Total Samples	%
	IC		OOC		IC		OOC		IC		OOC			
	Samples	ATF	AAF	Samples	ATF	AAF	Samples	ATF	AAF	Samples	ATF	AAF		
UK Anti-Doping	44	-	1	-	-	-	-	-	-	-	-	-	44	56%
World Darts Federation	16	-	3	-	-	-	-	-	-	-	-	-	16	21%
Anti Doping Authority the Netherlands	9	-	-	-	-	-	-	-	-	-	-	-	9	12%
United States Anti-Doping Agency	5	2	1	-	-	-	-	-	-	-	-	-	5	6.4%
Anti Doping Denmark	4	2	-	-	-	-	-	-	-	-	-	-	4	5.1%
	78	4	5	-	-	-	-	-	-	-	-	-	78	

Table 92: AIMS Sport - Dragon Boat

Testing Authority (TA)	Urine						Blood						Total Samples	%
	IC		OOC		IC		OOC		IC		OOC			
	Samples	ATF	AAF	Samples	ATF	AAF	Samples	ATF	AAF	Samples	ATF	AAF		
Japan Anti-Doping Agency	18	-	-	37	-	-	-	-	-	-	-	-	55	35%
Chinese Anti-Doping Agency	-	-	-	43	-	-	-	-	-	-	-	-	43	28%
Sports Authority of Thailand	-	-	-	19	-	-	-	-	-	-	-	-	19	12%
Korean Anti-Doping Agency	-	-	-	12	-	-	-	-	-	-	-	-	12	7.7%
South East Asian Games Federation	8	-	-	-	-	-	-	-	-	-	-	-	8	5.1%
East Asian Games Association	6	-	-	-	-	-	-	-	-	-	-	-	6	3.8%
International Dragon Boat Federation	6	-	1	-	-	-	-	-	-	-	-	-	6	3.8%
Anti-Doping Singapore	-	-	-	4	-	-	-	-	-	-	-	-	4	2.6%
Hong Kong Anti-Doping Committee	-	-	-	3	-	-	-	-	-	-	-	-	3	1.9%
	38	-	1	118	-	-	-	-	-	-	-	-	156	

Table 93: AIMS Sport - Draughts

Testing Authority (TA)	Urine						Blood						Total Samples	%
	IC		OOC		IC		OOC		IC		OOC			
	Samples	ATF	AAF	Samples	ATF	AAF	Samples	ATF	AAF	Samples	ATF	AAF		
World Draughts Federation	3	-	-	4	-	-	-	-	-	-	-	-	7	50%
SportAccord Event Organiser	4	-	-	-	-	-	-	-	-	-	-	-	4	29%
Comitato Olimpico Nazionale Italiano	3	-	-	-	-	-	-	-	-	-	-	-	3	21%
	10	-	-	4	-	-	-	-	-	-	-	-	14	

Table 94: AIMS Sport - Fistball

Testing Authority (TA)	Urine						Blood						Total Samples	%
	IC		OOC		IC		OOC		IC		OOC			
	Samples	ATF	AAF	Samples	ATF	AAF	Samples	ATF	AAF	Samples	ATF	AAF		
International Fistball Association	4	-	-	3	-	-	-	-	-	-	-	-	7	50%
International World Games Association	7	-	-	-	-	-	-	-	-	-	-	-	7	50%
	11	-	-	3	-	-	-	-	-	-	-	-	14	

Table 95: AIMS Sport - Go

Testing Authority (TA)	Urine						Blood						Total Samples	%
	IC		OOC		IC		OOC		IC		OOC			
	Samples	ATF	AAF	Samples	ATF	AAF	Samples	ATF	AAF	Samples	ATF	AAF		
Korean Anti-Doping Agency	-	-	-	12	-	-	-	-	-	-	-	-	12	29%
Chinese Anti-Doping Agency	-	-	-	8	-	-	-	-	-	-	-	-	8	20%
Olympic Council of Asia	8	-	-	-	-	-	-	-	-	-	-	-	8	20%
Japan Anti-Doping Agency	-	-	-	6	-	-	-	-	-	-	-	-	6	15%
International Go Federation	3	-	-	1	-	-	-	-	-	-	-	-	4	9.8%
SportAccord Event Organiser	3	-	-	-	-	-	-	-	-	-	-	-	3	7.3%
	14	-	-	27	-	-	-	-	-	-	-	-	41	

Table 96: AIMS Sport - Icestocksport

Testing Authority (TA)	Urine						Blood						Total	
	IC		OOC		IC		OOC		IC		OOC		Samples	%
	Samples	ATF	AAF	Samples	ATF	AAF	Samples	ATF	AAF	Samples	ATF	AAF		
International Federation Icestocksport	20	-	-	5	-	-	-	-	-	-	-	-	25	45%
Deutscher Eisstock-Verband	24	-	-	-	-	-	-	-	-	-	-	-	24	44%
National Anti-Doping Agency Austria GmbH	6	-	-	-	-	-	-	-	-	-	-	-	6	11%
	50	-	-	5	-	-	-	-	-	-	-	-	55	

Table 97: AIMS Sport - Ju-Jitsu

Testing Authority (TA)	Urine						Blood						Total	
	IC		OOC		IC		OOC		IC		OOC		Samples	%
	Samples	ATF	AAF	Samples	ATF	AAF	Samples	ATF	AAF	Samples	ATF	AAF		
German National Anti-Doping Agency	-	-	-	23	-	-	-	-	-	-	-	-	23	22%
United States Anti-Doping Agency	20	-	2	-	-	-	-	-	-	-	-	-	20	19%
Russian National Anti-Doping Organization	-	-	-	17	-	-	-	-	-	-	-	-	17	17%
SportAccord Event Organiser	12	-	1	-	-	-	-	-	-	-	-	-	12	12%
International World Games Association	8	-	-	-	-	-	-	-	-	-	-	-	8	7.8%
Ju-Jitsu International Federation	8	-	-	-	-	-	-	-	-	-	-	-	8	7.8%
Deutscher Jiu-Jitsu-Verband	5	-	-	-	-	-	-	-	-	-	-	-	5	4.9%
Jordan Anti-doping Organization	4	-	2	-	-	-	-	-	-	-	-	-	4	3.9%
National Anti-Doping Agency Austria GmbH	-	-	-	4	-	-	-	-	-	-	-	-	4	3.9%
Japan Anti-Doping Agency	-	-	-	2	-	-	-	-	-	-	-	-	2	1.9%
	57	-	5	46	-	-	-	-	-	-	-	-	103	

Table 98: AIMS Sport - Kendo

Testing Authority (TA)	Urine						Blood						Total	
	IC		OOC		IC		OOC		IC		OOC		Samples	%
	Samples	ATF	AAF	Samples	ATF	AAF	Samples	ATF	AAF	Samples	ATF	AAF		
Japan Anti-Doping Agency	18	-	-	7	-	-	-	-	-	-	-	-	25	50%
International Kendo Federation	4	-	-	4	-	-	-	-	-	-	-	-	8	16%
Korean Anti-Doping Agency	7	-	-	-	-	-	-	-	-	-	-	-	7	14%
SportAccord Event Organiser	4	-	-	-	-	-	-	-	-	-	-	-	4	8.0%
Anti-Doping Agency of Serbia	3	-	-	-	-	-	-	-	-	-	-	-	3	6.0%
Magyar Antidopping Csoport - HUNADO	-	-	-	3	-	-	-	-	-	-	-	-	3	6.0%
	36	-	-	14	-	-	-	-	-	-	-	-	50	

Table 99: AIMS Sport - Kickboxing

Testing Authority (TA)	Urine						Blood						Total	
	IC		OOC		IC		OOC		IC		OOC		Samples	%
	Samples	ATF	AAF	Samples	ATF	AAF	Samples	ATF	AAF	Samples	ATF	AAF		
NADO Flanders	52	1	4	-	-	-	-	-	-	-	-	-	52	11%
Anti-Doping Norway	6	-	-	33	2	-	-	-	-	-	-	-	39	8.6%
Russian National Anti-Doping Organization	29	-	1	10	-	1	-	-	-	-	-	-	39	8.6%
Olympic Council of Asia	37	-	2	-	-	-	-	-	-	-	-	-	37	8.1%
World Association of Kickboxing Organizations	18	-	1	16	-	-	-	-	-	-	-	-	34	7.5%
Finnish Anti-Doping Agency	5	-	-	15	2	-	-	-	-	-	-	-	20	4.4%
Poland Commission against Doping in Sports	12	-	3	8	-	-	-	-	-	-	-	-	20	4.4%
National Anti-Doping Agency Austria GmbH	6	-	-	12	-	-	-	-	-	-	-	-	18	4.0%
Anti Doping Denmark	6	-	-	11	2	-	-	-	-	-	-	-	17	3.7%
Fédération Française de Sports de Contact et Disciplines Assimilées	11	-	1	5	-	-	-	-	-	1	-	-	17	3.7%
Anti-Doping Agency of Serbia	7	-	-	9	-	-	-	-	-	-	-	-	16	3.5%
Jordan Anti-doping Organization	-	-	-	16	5	-	-	-	-	-	-	-	16	3.5%
SportAccord Event Organiser	16	-	2	-	-	-	-	-	-	-	-	-	16	3.5%
Italian Ministry of Health Department	13	1	2	-	-	-	-	-	-	-	-	-	13	2.9%
Romanian National Anti-Doping Agency	12	-	-	-	-	-	-	-	-	-	-	-	12	2.6%
Brazil Anti-Doping Agency	9	-	-	-	-	-	-	-	-	-	-	-	9	2.0%
Korean Anti-Doping Agency	-	-	-	9	-	-	-	-	-	-	-	-	9	2.0%
Federacion Espanola de Kickboxing	8	-	-	-	-	-	-	-	-	-	-	-	8	1.8%
Kazakhstan National Anti-Doping Centre	-	-	-	8	-	-	-	-	-	-	-	-	8	1.8%
Antidoping Switzerland	-	-	-	8	-	-	-	-	-	-	-	-	8	1.8%
Irish Sports Council	7	-	-	-	-	-	-	-	-	-	-	-	7	1.5%
French Community of Belgium NADO	6	-	-	-	-	-	-	-	-	-	-	-	6	1.3%
Czech Anti-Doping Committee	6	-	-	-	-	-	-	-	-	-	-	-	6	1.3%
Magyar Antidopping Csoport - HUNADO	-	-	-	6	-	-	-	-	-	-	-	-	6	1.3%
Agency for Anti-Doping Control of Bosnia and Herzegovina	-	-	-	5	-	-	-	-	-	-	-	-	5	1.1%
World Karate and Kickboxing Association	5	-	-	-	-	-	-	-	-	-	-	-	5	1.1%
Swedish Sports Confederation Anti-Doping Group	-	-	-	4	-	-	-	-	-	-	-	-	4	0.9%
Autoridade Antidopagem de Portugal	3	-	-	-	-	-	-	-	-	-	-	-	3	0.7%
Hellenic National Council for Combatting Doping	3	-	-	-	-	-	-	-	-	-	-	-	3	0.7%
South East Asia RADO	-	-	-	1	-	-	-	-	-	-	-	-	1	0.2%
Turkish NOC Anti-Doping Commission	-	-	-	1	-	-	-	-	-	-	-	-	1	0.2%
	277	2	16	177	11	1	-	-	-	-	1	-	455	

2013 Anti-Doping Testing Figures
Samples Analyzed and Reported by Accredited Laboratories in ADAMS

Table 100: AIMS Sport - Lacrosse

Testing Authority (TA)	Urine						Blood						Total	
	IC		OOO		IC		OOO		IC		OOO		Total Samples	%
	Samples	ATF	AAF	Samples	ATF	AAF	Samples	ATF	AAF	Samples	ATF	AAF		
International Lacrosse Federation	6	-	-	6	-	-	-	-	-	-	-	-	12	86%
Canadian Centre for Ethics in Sport	2	-	-	-	-	-	-	-	-	-	-	-	2	14%
	8	-	-	6	-	-	-	-	-	-	-	-	14	

Table 101: AIMS Sport - Minigolf

Testing Authority (TA)	Urine						Blood						Total	
	IC		OOO		IC		OOO		IC		OOO		Total Samples	%
	Samples	ATF	AAF	Samples	ATF	AAF	Samples	ATF	AAF	Samples	ATF	AAF		
Deutscher Minigolfsport Verband	17	-	-	-	-	-	-	-	-	-	-	-	17	29%
World Minigolf Sport Federation	12	-	-	4	-	-	-	-	-	-	-	-	16	28%
German National Anti-Doping Agency	-	-	-	14	-	-	-	-	-	-	-	-	14	24%
Finnish Anti-Doping Agency	5	-	-	-	-	-	-	-	-	-	-	-	5	8.6%
Autoridade Antidopagem de Portugal	3	-	-	-	-	-	-	-	-	-	-	-	3	5.2%
National Anti-Doping Agency Austria GmbH	-	-	-	3	-	-	-	-	-	-	-	-	3	5.2%
	37	-	-	21	-	-	-	-	-	-	-	-	58	

Table 102: AIMS Sport - Muaythai

Testing Authority (TA)	Urine						Blood						Total	
	IC		OOO		IC		OOO		IC		OOO		Total Samples	%
	Samples	ATF	AAF	Samples	ATF	AAF	Samples	ATF	AAF	Samples	ATF	AAF		
Sports Authority of Thailand	47	-	3	17	-	-	-	-	-	-	-	-	64	26%
Olympic Council of Asia	39	-	1	-	-	-	-	-	-	-	-	-	39	16%
Fédération Française de Sports de Contact et Disciplines Assimilées	28	-	1	-	-	-	-	-	-	-	-	-	28	12%
International Federation of Muaythai Amateur	23	-	1	-	-	-	-	-	-	-	-	-	23	9.5%
South East Asian Games Federation	14	-	-	-	-	-	-	-	-	-	-	-	14	5.8%
SportAccord Event Organiser	13	-	1	-	-	-	-	-	-	-	-	-	13	5.3%
Italian Ministry of Health Department	11	-	1	-	-	-	-	-	-	-	-	-	11	4.5%
Russian National Anti-Doping Organization	-	-	-	11	-	-	-	-	-	-	-	-	11	4.5%
Poland Commission against Doping in Sports	8	-	3	-	-	-	-	-	-	-	-	-	8	3.3%
Chinese Anti-Doping Agency	-	-	-	7	-	-	-	-	-	-	-	-	7	2.9%
Kazakhstan National Anti-Doping Centre	-	-	-	7	-	-	-	-	-	-	-	-	7	2.9%
Laos Anti Doping Commission	6	-	-	-	-	-	-	-	-	-	-	-	6	2.5%
Korean Anti-Doping Agency	-	-	-	5	-	-	-	-	-	-	-	-	5	2.1%
University Sport Board of Thailand	5	-	-	-	-	-	-	-	-	-	-	-	5	2.1%
Hong Kong Anti-Doping Committee	-	-	-	2	-	1	-	-	-	-	-	-	2	0.8%
	194	-	11	49	-	1	-	-	-	-	-	-	243	

Table 103: AIMS Sport - Powerlifting

Testing Authority (TA)	Urine						Blood						Total	
	IC		OOC		IC		OOC		IC		OOC		Samples	%
	ATF	AAF	ATF	AAF	ATF	AAF	ATF	AAF	ATF	AAF				
Russian National Anti-Doping Organization	108	1	9	220	6	11	-	-	-	-	-	328	13%	
International Powerlifting Federation	245	-	18	57	5	2	-	-	-	-	-	302	12%	
Swedish Sports Confederation Anti-Doping Group	55	1	3	153	10	3	3	-	-	5	-	216	8.6%	
Finnish Anti-Doping Agency	89	-	-	83	3	3	-	-	-	3	-	175	6.9%	
Anti-Doping Norway	40	-	2	85	4	2	-	-	-	-	-	125	5.0%	
Australian Sports Anti-Doping Authority	97	-	4	25	-	2	-	-	-	-	-	122	4.8%	
Bundesverband Deutscher Kraftdreikämpfer	120	-	8	-	-	-	-	-	-	-	-	120	4.8%	
World Drug Free Powerlifting Federation	101	-	-	9	-	-	-	-	-	-	-	110	4.4%	
Federation Francaise d'Halterophilie Musculation Force Athletique et Culturisme	89	-	6	12	-	-	-	-	-	2	-	103	4.1%	
Japan Anti-Doping Agency	57	-	-	-	-	-	-	-	-	-	-	57	2.3%	
Anti Doping Denmark	19	1	-	33	4	-	-	-	-	-	-	52	2.1%	
Venezuela NADO	39	1	6	7	-	-	-	-	-	1	-	47	1.9%	
National Anti-Doping Agency Austria GmbH	27	-	2	16	-	-	-	-	-	-	-	43	1.7%	
Anti Doping Authority the Netherlands	37	-	4	-	-	-	-	-	-	-	-	37	1.5%	
British Drug Free Powerlifting Association	34	-	-	3	-	-	-	-	-	-	-	37	1.5%	
NADO Flanders	35	-	-	1	1	-	-	-	-	-	-	36	1.4%	
Romanian National Anti-Doping Agency	32	-	-	3	-	1	-	-	-	-	-	35	1.4%	
National Anti Doping Agency -India	34	-	8	1	-	-	-	-	-	-	-	35	1.4%	
Czech Anti-Doping Committee	25	-	1	9	-	-	-	-	-	-	-	34	1.3%	
South African Institute for Drug-Free Sport	30	-	7	2	-	-	-	-	-	-	-	32	1.3%	
Great Britain Powerlifting Federation	31	1	5	-	-	-	-	-	-	-	-	31	1.2%	
Russian Powerlifting Federation	-	-	-	30	-	5	-	-	-	-	-	30	1.2%	
Kazakhstan National Anti-Doping Centre	7	-	-	21	-	-	-	-	-	-	-	28	1.1%	
German National Anti-Doping Agency	-	-	-	23	-	-	-	-	-	3	-	26	1.0%	
UK Anti-Doping	18	-	-	-	-	-	8	-	-	-	-	26	1.0%	
Canadian Powerlifting Union	19	-	-	5	-	-	-	-	-	-	-	24	1.0%	
Colombian NADO	5	-	-	18	-	-	-	-	-	-	-	23	0.9%	
USA Powerlifting	19	-	1	4	-	-	-	-	-	-	-	23	0.9%	
European Powerlifting Federation	19	-	1	-	-	-	-	-	-	-	-	19	0.8%	
Federacion Sudamericana De Potencia	18	-	1	-	-	-	-	-	-	-	-	18	0.7%	
French Community of Belgium NADO	11	-	-	5	1	-	-	-	-	-	-	16	0.6%	
Poland Commission against Doping in Sports	16	-	1	-	-	-	-	-	-	-	-	16	0.6%	
Drug Free Powerlifting Australia	11	-	-	1	-	-	-	-	-	-	-	12	0.5%	
Brazilian Powerlifting Confederation	12	-	4	-	-	-	-	-	-	-	-	12	0.5%	
Asian Powerlifting Federation	11	-	-	-	-	-	-	-	-	-	-	11	0.4%	
Anti-doping Commission of Azerbaijan Republic	-	-	-	11	1	1	-	-	-	-	-	11	0.4%	
Hong Kong Anti-Doping Committee	11	-	-	-	-	-	-	-	-	-	-	11	0.4%	
Federazione Italiana Powelifting	10	1	1	1	-	1	-	-	-	-	-	11	0.4%	
Estonian Anti-Doping Agency	2	-	-	8	-	-	-	-	-	-	-	10	0.4%	
North American Powerlifting Association	10	-	-	-	-	-	-	-	-	-	-	10	0.4%	
South American Sports Organization	10	-	-	-	-	-	-	-	-	-	-	10	0.4%	
Cuba National Anti-Doping Agency	1	1	-	8	4	-	-	-	-	-	-	9	0.4%	
Drug Free Sport New Zealand	6	-	-	3	-	-	-	-	-	-	-	9	0.4%	
Magyar Antidopping Csoport - HUNADO	8	-	1	1	-	-	-	-	-	-	-	9	0.4%	
National Olympic and Sports Association of Iceland	4	-	-	4	-	-	-	-	-	-	-	8	0.3%	
Spanish Powerlifting Association	8	-	2	-	-	-	-	-	-	-	-	8	0.3%	
Organisation Deportiva Bolivariana	7	-	-	-	-	-	-	-	-	-	-	7	0.3%	
Anti-Doping Centre Bulgaria	-	-	-	6	-	1	-	-	-	-	-	6	0.2%	
Anti-Doping department of State Sports Medicine Centre	5	-	3	-	-	-	-	-	-	-	-	5	0.2%	
Lithuanian Anti-Doping Agency	2	-	-	2	-	-	-	-	-	-	-	4	0.2%	
Slovak Anti-Doping Agency	-	-	-	4	-	1	-	-	-	-	-	4	0.2%	
Caribbean Regional Anti-Doping Organization	-	-	-	3	-	-	-	-	-	-	-	3	0.1%	
Chinese Taipei Anti-Doping Agency	-	-	-	3	-	-	-	-	-	-	-	3	0.1%	
Iran National Anti-Doping Organization	-	-	-	3	-	-	-	-	-	-	-	3	0.1%	
Nicaragua Anti-doping Organization	3	-	1	-	-	-	-	-	-	-	-	3	0.1%	
Federacion Uruguay de Levantamiento de Potencia	-	-	-	3	-	-	-	-	-	-	-	3	0.1%	
Luxembourg NADO	-	-	-	1	-	-	-	-	-	1	-	2	0.1%	
NADO Algérienne	-	-	-	2	-	-	-	-	-	-	-	2	0.1%	
Georgian Anti-Doping Agency	-	-	-	2	-	-	-	-	-	-	-	2	0.1%	
Antidoping Switzerland	2	-	-	-	-	-	-	-	-	-	-	2	0.1%	
Powerlifting Trinidad & Tobago	2	-	-	-	-	-	-	-	-	-	-	2	0.1%	
Armenian National Antidoping Organization	-	-	-	1	-	-	-	-	-	-	-	1	0.0%	
International Paralympic Committee	-	-	-	1	-	-	-	-	-	-	-	1	0.0%	
Israeli NADO	1	-	-	-	-	-	-	-	-	-	-	1	0.04%	
Nigeria National Anti-Doping Committee	-	-	-	1	-	-	-	-	-	-	-	1	0.04%	
Slovenian Antidoping Organization	1	-	-	-	-	-	-	-	-	-	-	1	0.04%	
Swiss Drug-Free Powerlifting Federation	-	-	-	1	-	-	-	-	-	-	-	1	0.04%	
United Arab Emirates National Anti-doping Committee	1	-	-	-	-	-	-	-	-	-	-	1	0.04%	
TOTAL	1604	7	99	895	39	33	11	-	-	15	-	2525		

Table 104: AIMS Sport - Sambo

Testing Authority (TA)	Urine						Blood						Total	
	IC		OOC		IC		OOC		IC		OOC		Samples	%
	Samples	ATF	AAF	Samples	ATF	AAF	Samples	ATF	AAF	Samples	ATF	AAF		
Fédération Internationale Amateur Sambo	154	-	6	23	-	-	-	-	-	-	-	-	177	58%
Russian National Anti-Doping Organization	39	-	-	40	2	1	-	-	-	-	-	-	79	26%
SportAccord Event Organiser	15	-	-	-	-	-	-	-	-	-	-	-	15	4.9%
Romanian National Anti-Doping Agency	4	-	-	9	-	-	-	-	-	-	-	-	13	4.3%
Chinese Anti-Doping Agency	-	-	-	6	-	-	-	-	-	-	-	-	6	2.0%
Korean Anti-Doping Agency	-	-	-	6	-	-	-	-	-	-	-	-	6	2.0%
Spanish Federation of Olympic Wrestling and associated sports	-	-	-	4	-	-	-	-	-	-	-	-	4	1.3%
Venezuela NADO	-	-	-	2	-	-	-	-	-	1	-	-	3	1.0%
Kazakhstan National Anti-Doping Centre	-	-	-	1	-	-	-	-	-	-	-	-	1	0.3%
	212	-	6	91	2	1	-	-	-	1	-	-	304	

Table 105: AIMS Sport - Savate

Testing Authority (TA)	Urine						Blood						Total	
	IC		OOC		IC		OOC		IC		OOC		Samples	%
	Samples	ATF	AAF	Samples	ATF	AAF	Samples	ATF	AAF	Samples	ATF	AAF		
Federation Française de boxe Française	71	1	1	11	-	-	-	-	-	8	-	-	90	58%
Russian National Anti-Doping Organization	41	-	1	-	-	-	-	-	-	-	-	-	41	27%
SportAccord Event Organiser	12	-	-	-	-	-	-	-	-	-	-	-	12	7.8%
Anti-Doping Agency of Serbia	5	-	-	-	-	-	-	-	-	-	-	-	5	3.2%
Fédération Internationale de Savate	2	-	-	3	-	-	-	-	-	-	-	-	5	3.2%
UK Anti-Doping	-	-	-	1	-	-	-	-	-	-	-	-	1	0.6%
	131	1	2	15	-	-	-	-	-	8	-	-	154	

Table 106: AIMS Sport - Sepaktakraw

Testing Authority (TA)	Urine						Blood						Total	
	IC		OOC		IC		OOC		IC		OOC		Samples	%
	Samples	ATF	AAF	Samples	ATF	AAF	Samples	ATF	AAF	Samples	ATF	AAF		
Sports Authority of Thailand	28	-	-	30	-	-	-	-	-	-	-	-	58	51%
International Sepaktakraw Federation	16	-	-	-	-	-	-	-	-	-	-	-	16	14%
South East Asian Games Federation	11	-	-	-	-	-	-	-	-	-	-	-	11	9.7%
Anti-Doping Agency of Malaysia	-	-	-	10	-	-	-	-	-	-	-	-	10	8.8%
Brunei Darussalam Anti-Doping Committee	-	-	-	6	-	-	-	-	-	-	-	-	6	5.3%
Myanmar National Anti-Doping Organization	-	-	-	4	-	-	-	-	-	-	-	-	4	3.5%
Korean Anti-Doping Agency	3	-	-	-	-	-	-	-	-	-	-	-	3	2.7%
University Sport Board of Thailand	3	-	-	-	-	-	-	-	-	-	-	-	3	2.7%
Anti-Doping Singapore	-	-	-	2	-	-	-	-	-	-	-	-	2	1.8%
	61	-	-	52	-	-	-	-	-	-	-	-	113	

Table 107: AIMS Sport - Ski-Mountaineering

Testing Authority (TA)	Urine						Blood						Total	
	IC		OOC		IC		OOC		IC		OOC		Samples	%
	Samples	ATF	AAF	Samples	ATF	AAF	Samples	ATF	AAF	Samples	ATF	AAF		
Fédération française de la montagne et de l'escalade	34	-	-	2	-	-	12	-	-	2	-	-	50	70%
International Ski Mountaineering Federation	10	-	-	6	-	-	-	-	-	-	-	-	16	23%
Andorra National Anti-Doping Commission	-	-	-	2	-	-	-	-	-	-	-	-	2	2.8%
National Anti-Doping Agency Austria GmbH	2	-	-	-	-	-	-	-	-	-	-	-	2	2.8%
Antidoping Switzerland	-	-	-	-	-	-	-	-	-	1	-	-	1	1.4%
	46	-	-	10	-	-	12	-	-	3	-	-	71	

Table 108: AIMS Sport - Sleddog

Testing Authority (TA)	Urine						Blood						Total	
	IC		OOC		IC		OOC		IC		OOC		Samples	%
	Samples	ATF	AAF	Samples	ATF	AAF	Samples	ATF	AAF	Samples	ATF	AAF		
Fédération Française de Sports de Traineaux	12	-	-	-	-	-	-	-	-	-	-	-	12	44%
International Federation of Sleddog Sports	7	-	-	2	-	-	-	-	-	-	-	-	9	33%
Anti-Doping Norway	6	-	-	-	-	-	-	-	-	-	-	-	6	22%
	25	-	-	2	-	-	-	-	-	-	-	-	27	

Table 109: AIMS Sport - Soft Tennis

Testing Authority (TA)	Urine						Blood						Total	
	IC		OOC		IC		OOC		IC		OOC		Samples	%
	Samples	ATF	AAF	Samples	ATF	AAF	Samples	ATF	AAF	Samples	ATF	AAF		
Japan Anti-Doping Agency	32	-	-	24	-	-	-	-	-	-	-	-	56	48%
Korean Anti-Doping Agency	9	-	-	10	-	-	-	-	-	-	-	-	19	16%
Sports Authority of Thailand	-	-	-	19	-	-	-	-	-	-	-	-	19	16%
Chinese Anti-Doping Agency	-	-	-	11	-	-	-	-	-	-	-	-	11	9.5%
East Asian Games Association	4	-	-	-	-	-	-	-	-	-	-	-	4	3.4%
Myanmar National Anti-Doping Organization	-	-	-	4	-	-	-	-	-	-	-	-	4	3.4%
Chinese Taipei Anti-Doping Agency	-	-	-	3	-	-	-	-	-	-	-	-	3	2.6%
	45	-	-	71	-	-	-	-	-	-	-	-	116	

Table 110: IPC Sport - Aquatics - IPC Swimming

Testing Authority (TA)	Urine						Blood						Total	
	IC			OOC			IC			OOC			Samples	%
	Samples	ATF	AAF	Samples	ATF	AAF	Samples	ATF	AAF	Samples	ATF	AAF		
Russian National Anti-Doping Organization	41	-	-	25	-	-	-	-	-	-	-	-	66	17%
International Paralympic Committee	54	-	1	-	-	-	4	-	-	-	-	-	58	15%
Canadian Centre for Ethics in Sport	4	-	-	21	-	-	-	-	-	12	-	-	37	9.7%
United States Anti-Doping Agency	10	-	-	17	-	-	-	-	-	-	-	-	27	7.1%
Deutscher Behindertensportverband	24	-	-	-	-	-	-	-	-	-	-	-	24	6.3%
German National Anti-Doping Agency	-	-	-	21	-	-	-	-	-	-	-	-	21	5.5%
Spain Blind sports federation	8	-	-	4	-	-	-	-	-	-	-	-	12	3.1%
Fédération Française Handisport	12	-	-	-	-	-	-	-	-	-	-	-	12	3.1%
Japan Anti-Doping Agency	10	-	-	2	-	-	-	-	-	-	-	-	12	3.1%
New Caledonia NADO	12	-	-	-	-	-	-	-	-	-	-	-	12	3.1%
Spanish Sports Federation for People with Physical Disabilities	10	-	-	-	-	-	-	-	-	-	-	-	10	2.6%
Irish Sports Council	-	-	-	10	-	-	-	-	-	-	-	-	10	2.6%
International Wheelchair & Amputee Sports Federation	10	-	-	-	-	-	-	-	-	-	-	-	10	2.6%
Hellenic National Council for Combatting Doping	9	-	-	-	-	-	-	-	-	-	-	-	9	2.4%
Korean Anti-Doping Agency	9	-	1	-	-	-	-	-	-	-	-	-	9	2.4%
Swedish Sports Confederation Anti-Doping Group	8	-	-	1	-	-	-	-	-	-	-	-	9	2.4%
Romanian National Anti-Doping Agency	-	-	-	8	-	-	-	-	-	-	-	-	8	2.1%
Brazilian Paralympic Committee	8	-	1	-	-	-	-	-	-	-	-	-	8	2.1%
Drug Free Sport New Zealand	-	-	-	8	-	-	-	-	-	-	-	-	8	2.1%
Anti Doping Authority the Netherlands	1	-	-	3	-	-	-	-	-	-	-	-	4	1.0%
Anti-Doping Singapore	-	-	-	3	-	-	-	-	-	-	-	-	3	0.8%
South African Institute for Drug-Free Sport	3	-	1	-	-	-	-	-	-	-	-	-	3	0.8%
Magyar Antidopping Csoport - HUNADO	-	-	-	2	-	-	-	-	-	-	-	-	2	0.5%
NADO Flanders	-	-	-	2	-	-	-	-	-	-	-	-	2	0.5%
UK Anti-Doping	-	-	-	2	-	-	-	-	-	-	-	-	2	0.5%
Autoridade Antidopagem de Portugal	1	-	-	-	-	-	-	-	-	-	-	-	1	0.3%
Comision Nacional de Cultura Fisica y Deporte Mexico	-	-	-	1	-	1	-	-	-	-	-	-	1	0.3%
Finnish Anti-Doping Agency	-	-	-	1	-	-	-	-	-	-	-	-	1	0.3%
Total	234	-	4	131	-	1	4	-	-	12	-	-	381	

Table 111: IPC Sport - Athletics - IPC Athletics and IPC Wheelchair Road Race

Testing Authority (TA)	IPC Athletics			Urine						Blood						Total	
				IC			OOC			IC			OOC			Samples	%
	Samples	ATF	AAF	Samples	ATF	AAF	Samples	ATF	AAF	Samples	ATF	AAF	Samples	ATF	AAF		
International Paralympic Committee	158	1	2	40	1	-	-	-	-	-	-	-	-	-	-	198	25%
Russian National Anti-Doping Organization	66	2	1	63	3	-	-	-	-	-	-	-	-	-	-	129	16%
Antidoping Switzerland	16	-	-	43	-	-	-	-	-	2	-	-	-	-	-	61	7.7%
Canadian Centre for Ethics in Sport	13	-	-	30	-	1	-	-	-	-	-	-	-	-	-	43	5.4%
United States Anti-Doping Agency	20	-	3	22	-	1	-	-	-	-	-	-	-	-	-	42	5.3%
German National Anti-Doping Agency	2	-	-	26	-	-	-	-	-	-	-	-	-	-	-	28	3.5%
Irish Sports Council	3	-	-	17	-	-	-	-	-	-	-	-	7	-	-	27	3.4%
Japan Anti-Doping Agency	25	-	-	1	-	-	-	-	-	-	-	-	-	-	-	26	3.3%
Korean Anti-Doping Agency	16	-	-	8	-	-	-	-	-	-	-	-	-	-	-	24	3.0%
Comité Paralímpico Mexicano	-	-	-	23	-	-	-	-	-	-	-	-	-	-	-	23	2.9%
International Wheelchair & Amputee Sports Federation	20	-	-	-	-	-	-	-	-	-	-	-	-	-	-	20	2.5%
Deutscher Behindertensportverband	18	-	2	-	-	-	-	-	-	-	-	-	-	-	-	18	2.3%
UK Anti-Doping	-	-	-	18	-	-	-	-	-	-	-	-	-	-	-	18	2.3%
Comité Paralímpico Argentino	14	1	-	-	-	-	-	-	-	-	-	-	-	-	-	14	1.8%
Colombian NADO	13	-	-	-	-	-	-	-	-	-	-	-	-	-	-	13	1.6%
Swedish Sports Confederation Anti-Doping Group	-	-	-	10	-	-	-	-	-	-	-	-	-	-	-	10	1.3%
Czech Anti-Doping Committee	4	-	-	5	-	-	-	-	-	-	-	-	-	-	-	9	1.1%
Brazilian Paralympic Committee	9	-	-	-	-	-	-	-	-	-	-	-	-	-	-	9	1.1%
NADO Algérienne	8	-	2	-	-	-	-	-	-	-	-	-	-	-	-	8	1.0%
Spain Blind sports federation	4	-	-	4	-	-	-	-	-	-	-	-	-	-	-	8	1.0%
Finnish Anti-Doping Agency	4	-	-	4	-	-	-	-	-	-	-	-	-	-	-	8	1.0%
Hellenic National Council for Combatting Doping	6	-	-	-	-	-	-	-	-	-	-	-	-	-	-	6	0.8%
Poland Commission against Doping in Sports	-	-	-	6	-	-	-	-	-	-	-	-	-	-	-	6	0.8%
Africa Zone II & III	5	-	-	-	-	-	-	-	-	-	-	-	-	-	-	5	0.6%
Anti-Doping Centre Bulgaria	-	-	-	5	-	-	-	-	-	-	-	-	-	-	-	5	0.6%
South African Institute for Drug-Free Sport	5	-	-	-	-	-	-	-	-	-	-	-	-	-	-	5	0.6%
Anti-Doping Singapore	-	-	-	4	-	-	-	-	-	-	-	-	-	-	-	4	0.5%
Comision Nacional de Cultura Fisica y Deporte Mexico	1	-	1	3	1	2	-	-	-	-	-	-	-	-	-	4	0.5%
Spanish Sports Federation for People with Physical Disabilities	4	-	-	-	-	-	-	-	-	-	-	-	-	-	-	4	0.5%
Fédération Française Handisport	4	-	1	-	-	-	-	-	-	-	-	-	-	-	-	4	0.5%
Anti Doping Authority the Netherlands	1	-	-	2	-	-	-	-	-	-	-	-	-	-	-	3	0.4%
Magyar Antidopping Csoport - HUNADO	-	-	-	3	-	-	-	-	-	-	-	-	-	-	-	3	0.4%
NADO Flanders	-	-	-	3	-	-	-	-	-	-	-	-	-	-	-	3	0.4%
Anti Doping Denmark	-	-	-	2	-	-	-	-	-	-	-	-	-	-	-	2	0.3%
Comité International des Jeux de la Francophonie	1	-	-	-	-	-	-	-	-	-	-	-	-	-	-	1	0.1%
Total	440	4	12	342	5	4	-	-	-	9	-	-	791				
IPC Wheelchair Road Race																	
International Paralympic Committee	2	-	-	-	-	-	-	-	-	-	-	-	-	-	-	2	67%
Finnish Anti-Doping Agency	-	-	-	1	-	-	-	-	-	-	-	-	-	-	-	1	33%
Total	2	-	-	1	-	-	-	-	-	-	-	-	3				

2013 Anti-Doping Testing Figures
Samples Analyzed and Reported by Accredited Laboratories in ADAMS

Table 112: IPC Sport - Badminton - IPC Badminton*

Testing Authority (TA)	Urine						Blood						Total	
	IC		OOC		IC		OOC		IC		OOC		Samples	%
	Samples	ATF	AAF	Samples	ATF	AAF	Samples	ATF	AAF	Samples	ATF	AAF		
German National Anti-Doping Agency	15	-	-	-	-	-	-	-	-	-	-	-	15	58%
Anti-Doping Centre Bulgaria	6	-	-	-	-	-	-	-	-	-	-	-	6	23%
Korean Anti-Doping Agency	3	-	-	-	-	-	-	-	-	-	-	-	3	12%
Spanish Sports Federation for People with Physical Disabilities	2	-	-	-	-	-	-	-	-	-	-	-	2	7.7%
	26	-	-	-	-	-	-	-	-	-	-	-	26	

* Discipline does not currently fall under the governance of the IPC and therefore the nomenclature of the discipline will be adjusted accordingly in ADAMS.

Table 113: IPC Sport - Bowling - IPC Nine-pin*

Testing Authority (TA)	Urine						Blood						Total	
	IC		OOC		IC		OOC		IC		OOC		Samples	%
	Samples	ATF	AAF	Samples	ATF	AAF	Samples	ATF	AAF	Samples	ATF	AAF		
Deutscher Behindertensportverband	5	-	2	-	-	-	-	-	-	-	-	-	7	88%
Korean Anti-Doping Agency	-	-	1	-	-	-	-	-	-	-	-	-	1	13%
	5	-	3	-	-	-	-	-	-	-	-	-	8	

* Discipline does not currently fall under the governance of the IPC and therefore the nomenclature of the discipline will be adjusted accordingly in ADAMS.

Table 114: IPC Sport - DanceSport - IPC Wheelchair DanceSport

Testing Authority (TA)	Urine						Blood						Total	
	IC		OOC		IC		OOC		IC		OOC		Samples	%
	Samples	ATF	AAF	Samples	ATF	AAF	Samples	ATF	AAF	Samples	ATF	AAF		
International Paralympic Committee	6	-	-	-	-	-	-	-	-	-	-	-	6	86%
Korean Anti-Doping Agency	1	-	-	-	-	-	-	-	-	-	-	-	1	14%
	7	-	-	-	-	-	-	-	-	-	-	-	7	

Table 115: IPC Sport - Ice Hockey - IPC Ice Sledge Hockey

Testing Authority (TA)	Urine						Blood						Total	
	IC		OOC		IC		OOC		IC		OOC		Samples	%
	Samples	ATF	AAF	Samples	ATF	AAF	Samples	ATF	AAF	Samples	ATF	AAF		
International Paralympic Committee	46	-	1	-	-	-	-	-	-	-	-	-	46	24%
Russian National Anti-Doping Organization	4	-	-	38	1	-	-	-	-	-	-	-	42	22%
United States Anti-Doping Agency	1	-	-	31	-	-	-	-	-	-	-	-	32	17%
Canadian Centre for Ethics in Sport	2	-	-	19	-	-	-	-	-	-	-	-	21	11%
Korean Anti-Doping Agency	4	-	-	16	-	-	-	-	-	-	-	-	20	10%
Japan Anti-Doping Agency	-	-	-	12	-	-	-	-	-	-	-	-	12	6.3%
UK Anti-Doping	-	-	-	4	-	-	-	-	-	4	-	-	8	4.2%
Czech Anti-Doping Committee	4	-	-	3	-	-	-	-	-	-	-	-	7	3.6%
Swedish Sports Confederation Anti-Doping Group	4	-	-	-	-	-	-	-	-	-	-	-	4	2.1%
	65	-	1	123	1	-	-	-	-	4	-	-	192	

Table 116: IPC Sport - Powerlifting - IPC Powerlifting

Testing Authority (TA)	Urine						Blood						Total	
	IC		OOC		IC		OOC		IC		OOC		Samples	%
	Samples	ATF	AAF	Samples	ATF	AAF	Samples	ATF	AAF	Samples	ATF	AAF		
International Paralympic Committee	144	-	5	41	-	-	-	-	-	6	-	-	191	57%
Russian National Anti-Doping Organization	29	-	4	8	-	-	-	-	-	-	-	-	37	11%
United States Anti-Doping Agency	15	-	1	13	-	1	-	-	-	-	-	-	28	8.3%
Egypt National Anti-doping Organization	-	-	-	18	-	-	-	-	-	-	-	-	18	5.3%
Turkish NOC Anti-Doping Commission	-	-	-	10	-	-	-	-	-	-	-	-	10	3.0%
UK Anti-Doping	2	-	2	4	-	-	-	-	-	3	-	-	9	2.7%
Korean Anti-Doping Agency	8	-	-	-	-	-	-	-	-	-	-	-	8	2.4%
Comité Paralímpico Argentino	6	-	-	-	-	-	-	-	-	-	-	-	6	1.8%
Irish Sports Council	-	-	-	3	-	-	-	-	-	3	-	-	6	1.8%
Hellenic National Council for Combatting Doping	5	-	-	-	-	-	-	-	-	-	-	-	5	1.5%
West Asia RADO	-	-	-	5	-	-	-	-	-	-	-	-	5	1.5%
Japan Anti-Doping Agency	4	-	1	-	-	-	-	-	-	-	-	-	4	1.2%
Spanish Sports Federation for People with Physical Disabilities	3	-	-	-	-	-	-	-	-	-	-	-	3	0.9%
Iran National Anti-Doping Organization	-	-	-	3	-	-	-	-	-	-	-	-	3	0.9%
Anti Doping Authority the Netherlands	-	-	-	2	-	-	-	-	-	-	-	-	2	0.6%
Finnish Anti-Doping Agency	-	-	-	1	-	-	-	-	-	-	-	-	1	0.3%
Magyar Antidopping Csoport - HUNADO	-	-	-	1	-	-	-	-	-	-	-	-	1	0.3%
	216	-	13	109	-	1	-	-	-	12	-	-	337	

Table 117: IPC Sport - Shooting - IPC Shooting

Testing Authority (TA)	Urine						Blood						Total	
	IC		OOC		IC		OOC		IC		OOC		Samples	%
	Samples	ATF	AAF	Samples	ATF	AAF	Samples	ATF	AAF	Samples	ATF	AAF		
International Paralympic Committee	28	-	1	-	-	-	-	-	-	-	-	-	28	33%
Deutscher Behindertensportverband	22	-	2	-	-	-	-	-	-	-	-	-	22	26%
Brazilian Paralympic Committee	8	-	-	-	-	-	-	-	-	-	-	-	8	9.3%
Korean Anti-Doping Agency	7	-	-	-	-	-	-	-	-	-	-	-	7	8.1%
Poland Commission against Doping in Sports	5	-	1	-	-	-	-	-	-	-	-	-	5	5.8%
Turkish NOC Anti-Doping Commission	-	-	-	5	-	-	-	-	-	-	-	-	5	5.8%
Spanish Sports Federation for People with Physical Disabilities	-	-	-	4	-	-	-	-	-	-	-	-	4	4.7%
German National Anti-Doping Agency	-	-	-	4	-	-	-	-	-	-	-	-	4	4.7%
Autoridade Antidopagem de Portugal	1	-	-	-	-	-	-	-	-	-	-	-	1	1.2%
Magyar Antidopping Csoport - HUNADO	-	-	-	1	-	-	-	-	-	-	-	-	1	1.2%
United States Anti-Doping Agency	-	-	-	1	-	-	-	-	-	-	-	-	1	1.2%
	71	-	4	15	-	-	-	-	-	-	-	-	86	

2013 Anti-Doping Testing Figures
Samples Analyzed and Reported by Accredited Laboratories in ADAMS

Table 118: IPC Sport - Skiing - IPC Alpine, IPC Nordic Biathlon and IPC Nordic Cross-Country

Testing Authority (TA)	IPC Alpine			Urine						Blood			Total	
	IC	ATF	AAF	IC	ATF	AAF	IC	ATF	AAF	IC	ATF	AAF	Samples	%
United States Anti-Doping Agency	6	-	-	73	-	1	-	-	-	-	-	-	79	39%
Russian National Anti-Doping Organization	18	-	-	24	-	-	-	-	-	-	-	-	42	21%
International Paralympic Committee	9	-	1	8	-	-	-	-	-	-	-	-	17	8.4%
Comisión de Control y Seguimiento de la Salud y el Dopaje	12	-	-	-	-	-	-	-	-	-	-	-	12	5.9%
German National Anti-Doping Agency	-	-	-	11	-	-	-	-	-	-	-	-	11	5.4%
Korean Anti-Doping Agency	3	-	-	6	-	-	-	-	-	-	-	-	9	4.4%
Japan Anti-Doping Agency	7	-	-	1	-	-	-	-	-	-	-	-	8	3.9%
National Anti-Doping Agency Austria GmbH	-	-	-	6	-	-	-	-	-	-	-	-	6	3.0%
Antidoping Switzerland	-	-	-	5	-	-	-	-	-	-	-	-	5	2.5%
Anti Doping Authority the Netherlands	-	-	-	4	-	-	-	-	-	-	-	-	4	2.0%
Romanian National Anti-Doping Agency	-	-	-	2	-	-	-	-	-	-	-	-	2	1.0%
Andorra National Anti-Doping Commission	-	-	-	2	-	-	-	-	-	-	-	-	2	1.0%
Canadian Centre for Ethics in Sport	2	-	-	-	-	-	-	-	-	-	-	-	2	1.0%
Finnish Anti-Doping Agency	-	-	-	2	-	-	-	-	-	-	-	-	2	1.0%
Drug Free Sport New Zealand	-	-	-	1	-	-	-	-	-	-	-	-	1	0.5%
NADO Flanders	-	-	-	1	-	-	-	-	-	-	-	-	1	0.5%
				57		1		146		1				203
IPC Nordic Cross-Country														
International Paralympic Committee	22	-	-	16	-	1	4	-	-	-	-	-	42	32%
United States Anti-Doping Agency	2	-	-	21	-	-	-	-	-	-	-	-	23	18%
German National Anti-Doping Agency	-	-	-	17	-	-	-	-	-	-	-	-	17	13%
Russian National Anti-Doping Organization	16	-	-	1	-	-	-	-	-	-	-	-	17	13%
World Anti-Doping Agency	-	-	-	5	-	-	-	-	-	5	-	-	10	7.6%
Canadian Centre for Ethics in Sport	8	-	1	-	-	-	-	-	-	-	-	-	8	6.1%
Finnish Anti-Doping Agency	-	-	-	4	-	-	-	-	-	-	-	-	4	3.1%
Swedish Sports Confederation Anti-Doping Group	-	-	-	4	-	-	-	-	-	-	-	-	4	3.1%
Japan Anti-Doping Agency	3	-	-	-	-	-	-	-	-	-	-	-	3	2.3%
Korean Anti-Doping Agency	3	-	-	-	-	-	-	-	-	-	-	-	3	2.3%
				54		1		68		1		4		131
IPC Nordic Biathlon														
Russian National Anti-Doping Organization	22	-	-	59	5	-	-	-	-	-	-	-	81	68%
International Paralympic Committee	21	-	-	8	-	-	-	-	-	-	-	-	29	24%
United States Anti-Doping Agency	-	-	-	4	-	-	-	-	-	-	-	-	4	3.4%
Finnish Anti-Doping Agency	-	-	-	3	-	-	-	-	-	-	-	-	3	2.5%
Japan Anti-Doping Agency	-	-	-	1	-	-	-	-	-	-	-	-	1	0.8%
Swedish Sports Confederation Anti-Doping Group	-	-	-	1	-	-	-	-	-	-	-	-	1	0.8%
				43			76	5						119



2013 Anti-Doping Testing Figures

Athlete Biological Passport (ABP) Report - Blood Analysis

Table of Contents

Section 1: 2013 Anti-Doping Testing Figures - Athlete Biological Passport (ABP)

Table 1	: Total ABP Samples Analyzed per Year
Table 2	: Total Samples Analyzed per Laboratory
Table 3	: Total Samples Analyzed in Olympic Sports
Table 4	: Total Samples Analyzed in IOC Recognized Sports
Table 5	: Total Samples Analyzed in AIMS Sports
Table 6	: Total Samples Analyzed in IPC Sports
Table 7	: Total Samples Analyzed in Sports for Athletes with an Impairment
Table 8	: Total Samples Analyzed in Other Sports
Table 9	: Total Samples by Testing Authority
Table 10	: Total Samples by Testing Authority Category

Section 2: 2013 Anti-Doping Testing Figures - ABP - Olympic Sports and Testing Authorities

Table 11	: 2013 ABP Blood Passport Testing Figures - Aquatics
Table 12	: 2013 ABP Blood Passport Testing Figures - Archery
Table 13	: 2013 ABP Blood Passport Testing Figures - Athletics
Table 14	: 2013 ABP Blood Passport Testing Figures - Badminton
Table 15	: 2013 ABP Blood Passport Testing Figures - Basketball
Table 16	: 2013 ABP Blood Passport Testing Figures - Biathlon
Table 17	: 2013 ABP Blood Passport Testing Figures - Bobsleigh
Table 18	: 2013 ABP Blood Passport Testing Figures - Boxing
Table 19	: 2013 ABP Blood Passport Testing Figures - Canoe / Kayak
Table 20	: 2013 ABP Blood Passport Testing Figures - Cycling
Table 21	: 2013 ABP Blood Passport Testing Figures - Curling
Table 22	: 2013 ABP Blood Passport Testing Figures - Equestrian
Table 23	: 2013 ABP Blood Passport Testing Figures - Fencing
Table 24	: 2013 ABP Blood Passport Testing Figures - Field Hockey
Table 25	: 2013 ABP Blood Passport Testing Figures - Football
Table 26	: 2013 ABP Blood Passport Testing Figures - Golf
Table 27	: 2013 ABP Blood Passport Testing Figures - Gymnastics
Table 28	: 2013 ABP Blood Passport Testing Figures - Handball
Table 29	: 2013 ABP Blood Passport Testing Figures - Ice Hockey
Table 30	: 2013 ABP Blood Passport Testing Figures - Judo
Table 31	: 2013 ABP Blood Passport Testing Figures - Luge
Table 32	: 2013 ABP Blood Passport Testing Figures - Modern Pentathlon
Table 33	: 2013 ABP Blood Passport Testing Figures - Rowing
Table 34	: 2013 ABP Blood Passport Testing Figures - Rugby
Table 35	: 2013 ABP Blood Passport Testing Figures - Sailing
Table 36	: 2013 ABP Blood Passport Testing Figures - Shooting
Table 37	: 2013 ABP Blood Passport Testing Figures - Skating
Table 38	: 2013 ABP Blood Passport Testing Figures - Skiing
Table 39	: 2013 ABP Blood Passport Testing Figures - Table Tennis
Table 40	: 2013 ABP Blood Passport Testing Figures - Taekwondo
Table 41	: 2013 ABP Blood Passport Testing Figures - Tennis
Table 42	: 2013 ABP Blood Passport Testing Figures - Triathlon
Table 43	: 2013 ABP Blood Passport Testing Figures - Volleyball
Table 44	: 2013 ABP Blood Passport Testing Figures - Weightlifting
Table 45	: 2013 ABP Blood Passport Testing Figures - Wrestling

Section 3: 2013 Anti-Doping Testing Figures - ABP - Other Sports and Testing Authorities

Table 46: 2013 ABP Blood Passport Testing Figures - International Paralympic Committee Sports

Table 47: 2013 ABP Blood Passport Testing Figures - IOC Recognized Sports

Table 48: 2013 ABP Blood Passport Testing Figures - AIMS Sports

Table 49: 2013 ABP Blood Passport Testing Figures - Other Sports

TERMS and ABBREVIATIONS

IC	In-Competition
OOO	Out-of-Competition
Sample	Any biological material collected for the purposes of <i>Doping Control</i> *
AAF	Adverse Analytical Finding
ATF	Atypical Finding
IOC	International Olympic Committee
AIMS	Alliance of Independent Members of SportAccord
NADO	National Anti-Doping Organization
RADO	Regional Anti-Doping Organization
NOC	National Olympic Committee
IF	International Federation
NF	National Federation
TA	Testing Authority
SCA	Sample Collection Authority
ADAMS	Anti-Doping Administration and Management System
ABP	Athlete Biological Passport
IPC	International Paralympic Committee**

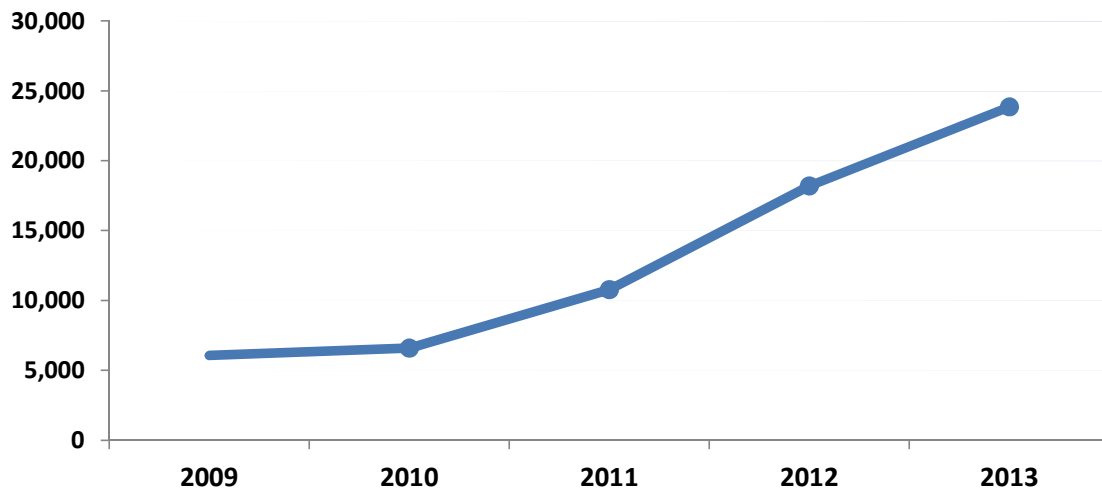
* biological material limited to blood in this report

** limited to sport/disciplines under the auspices of the IPC (others are compiled under the category "Sports for Athletes with an Impairment")

Table 1: Total ABP Samples Analyzed per Year

Year	ABP Samples* Analyzed	% Increase Year to Year
2009	6,082	-
2010	6,610	9%
2011	10,795	63%
2012	18,223	69%
2013	23,877	31%

Total ABP Samples* Analyzed per Year



* Represents individual blood samples collected in support of the Athlete Biological Passport and does not necessarily reflect the number of individual *Athletes* tested

Table 2: Total Samples Analyzed per Laboratory

	Laboratory	IC	OOB	Total
1	Almaty, Kazakhstan	0	31	31
2	Athens, Greece*	n/a	n/a	n/a
3	Bangkok, Thailand*	n/a	n/a	n/a
4	Barcelona, Spain	183	1023	1,206
5	Beijing, China	148	392	540
6	Bloemfontein, South Africa	143	188	331
7	Bogota, Colombia	0	14	14
8	Bucharest, Romania*	n/a	n/a	n/a
9	Cologne, Germany	69	2530	2,599
10	Copenhagen, Denmark***	3	29	32
11	Dresden, Germany	13	2428	2,441
12	Ghent, Belgium	86	312	398
13	Havana, Cuba*	n/a	n/a	n/a
14	Helsinki, Finland	24	348	372
15	JCAC, Japan**	-	-	-
16	Lausanne, Switzerland	1324	1406	2,730
17	Lisbon, Portugal	1	514	515
18	London, UK	4	441	445
19	Los Angeles, USA*	n/a	n/a	n/a
20	Madrid, Spain	0	112	112
21	Mexico City, Mexico	0	27	27
22	Montreal, Canada	201	373	574
23	Moscow, Russia	587	3466	4,053
24	New Delhi, India	8	6	14
25	Oslo, Norway	160	625	785
26	Paris, France	239	1359	1,598
27	Rio de Janeiro, Brazil*	n/a	n/a	n/a
28	Rome, Italy	200	179	379
29	Salt Lake City, USA	151	1351	1,502
30	Seibersdorf, Austria	21	647	668
31	Seoul, Korea	62	91	153
32	Stockholm, Sweden*	n/a	n/a	n/a
33	Sydney, Australia	151	1554	1,705
34	Tokyo, Japan	6	66	72
35	Warsaw, Poland	51	530	581
	Totals	3,835	20,042	23,877

* not accredited to perform blood analyses in support of the Athlete Biological Passport

** Japan Chemical Analysis Center - approved by WADA exclusively to conduct blood analyses in a mobile unit in support of the haematological module of the Athlete Biological Passport (ABP).

*** Department of Clinical Biochemistry, Bispebjerg and Frederiksberg Hospitals - approved by WADA exclusively to conduct blood analyses in support of the haematological module of the Athlete Biological Passport (ABP).

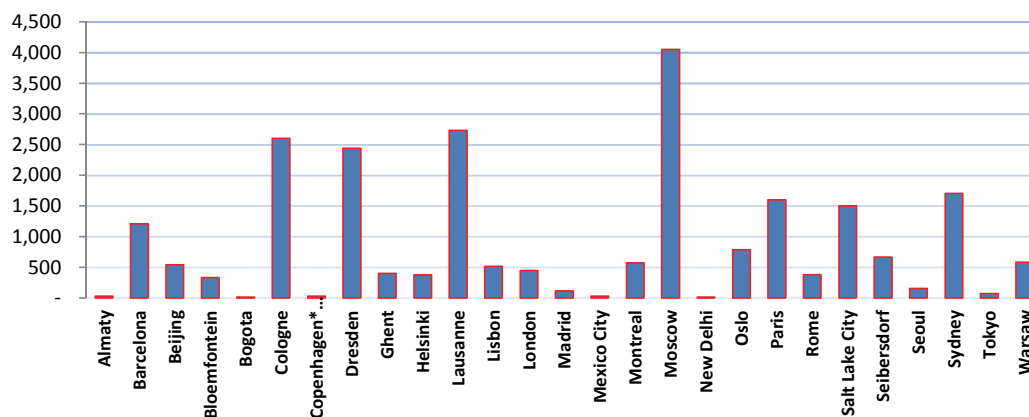


Table 3: Total Samples Analyzed in Sports Governed by Olympic Federations*

Sport**	Discipline**	IC	OOC	Subtotal	Total	%
Aquatics	Swimming	86	1046	1132	1,236	5.5%
	Water Polo	16	56	72		
	Open Water	0	14	14		
	Aquatics	3	10	13		
	Diving	-	5	5		
Archery	Archery	-	-	-	-	-
Athletics	Athletics	122	4558	4680	5,202	23%
	Track	2	163	165		
	Walking	0	83	83		
	Mountain Running	7	65	72		
	Marathon	0	65	65		
	Cross Country	43	15	58		
	Road	0	58	58		
	Combined	0	11	11		
	Field	0	4	4		
	Shot Put	0	4	4		
	Discus Throwing	0	1	1		
	High Jump	0	1	1		
	Badminton	Badminton	0	1		
Basketball	Basketball	6	153	159	159	0.71%
Biathlon	Biathlon	155	662	817	817	3.6%
Bobsleigh	Bobsleigh	1	96	97	98	0.44%
	Skeleton	0	1	1		
Boxing	Boxing	2	97	99	99	0.44%
Canoe / Kayak	Canoe Kayak	8	310	318	410	1.8%
	Canoe Sprint (Flatwater)	0	81	81		
	Canoe Slalom(Slalom)	0	6	6		
	Canoe Marathon	0	5	5		
Cycling	Biological Passport***	1536	2327	3863	7,429	33%
	Road	475	1226	1701		
	Cycling	348	879	1227		
	Mountain Bike	156	159	315		
	Track	84	176	260		
	Cyclo Cross	23	1	24		
	BMX	10	13	23		
	Para-Cycling	0	15	15		
	Trial	0	1	1		
Curling	Curling	-	-	-	-	-
Equestrian	Equestrian	-	-	-	-	-
Fencing	Fencing	-	-	-	-	-
Field Hockey	Field Hockey	0	4	4	4	0.02%
Football	Football	2	724	726	726	3.2%
Golf	Golf	-	-	-	-	-
Gymnastics	Gymnastics	-	1	1	1	0.004%
Handball	Handball	8	129	137	137	0.61%

2013 Anti-Doping Testing Figures
Samples Analyzed and Reported by Accredited Laboratories in ADAMS

Ice Hockey	Ice Hockey	7	31	38	38	0.17%
Judo	Judo	0	15	15	15	0.07%
Luge	Luge	-	-	-	-	-
Modern Pentathlon	Modern Pentathlon	0	59	59	59	0.26%
Rowing	Rowing	125	583	708	708	3.2%
Rugby	Rugby Union	0	260	260	266	1.2%
	7-a-side	0	6	6		
Sailing	Sailing	-	-	-	-	-
Shooting	Shooting	-	-	-	-	-
Skating	Speed Skating	141	706	847	1,113	5.0%
	Short Track	70	183	253		
	Figure Skating	0	8	8		
	Skating	-	5	5		
Skiing	Skiing	0	1464	1464	2,440	11%
	Cross Country	153	632	785		
	Nordic Combined	8	108	116		
	Alpine	0	73	73		
	Snowboard	0	2	2		
Table Tennis	Table Tennis	-	-	-	-	-
Taekwondo	Taekwondo	-	3	3	3	0.01%
Tennis	Tennis	97	200	297	301	1.3%
	Wheelchair Tennis	0	4	4		
Triathlon	Triathlon	38	933	971	973	4.3%
	Triathlon Duathlon	0	2	2		
Volleyball	Volleyball	7	128	135	135	0.60%
Weightlifting	Weightlifting	0	80	80	80	0.36%
Wrestling	Wrestling	0	3	3	3	0.013%
Totals			3739	18714	22453	

* IFs who are members of ASOIF/AOIWF (Association of Summer/Winter Olympic International Sports Federations) and may include non-Olympic disciplines linked to the IF.

** as reported within the ADAMS Sport/Discipline structure.

*** discipline created and utilized for administrative purposes and has since been discontinued.

Total Samples Analyzed in Sports Governed by Olympic Federations*

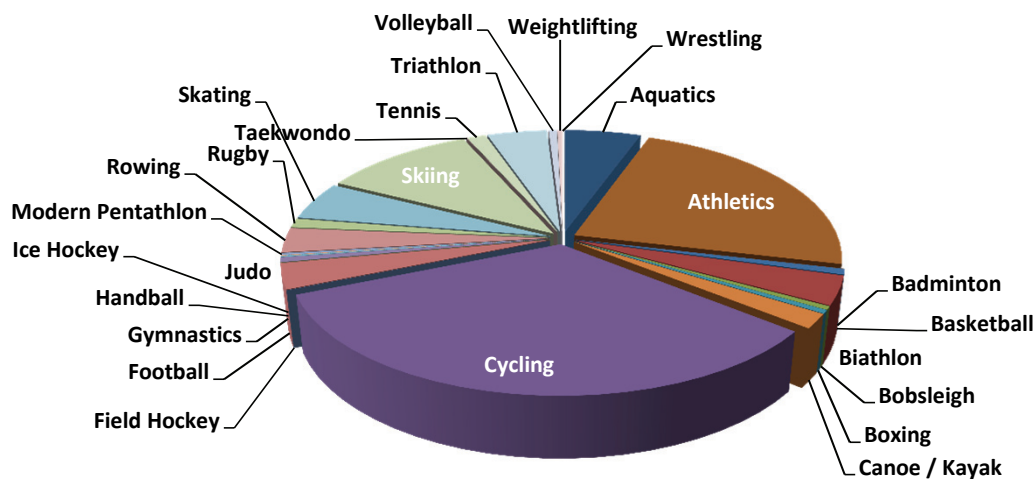


Table 4: Total Samples Analyzed in IOC Recognized Sports

Sport*	Discipline*	IC	OOB	Total	%
Air Sports	-	-	-	-	-
American Football	-	-	-	-	-
Automobile Sport	-	-	-	-	-
Bandy	-	-	-	-	-
Baseball	-	4	0	4	1.6%
Basque Pelota	-	-	-	-	-
Billiards	-	-	-	-	-
Boules Sports	-	-	-	-	-
Bowling	-	-	-	-	-
Bridge	-	-	-	-	-
Chess	-	-	-	-	-
Cricket	-	0	38	38	15%
Dance Sport	-	-	-	-	-
Floorball	-	-	-	-	-
Flying Disc	-	-	-	-	-
Karate	-	0	6	6	2.4%
Korfball	-	-	-	-	-
Life Saving	-	7	4	11	4.4%
Motor Sport	-	-	-	-	-
Motorcycle Racing	Motocross	5	0	10	4.0%
	Motorcycle Racing	0	5		
Mountaineering and Climbing	Ski Mountaineering-UIAA	0	13	13	5.2%
Netball	-	-	-	-	-
Orienteering	Foot Orienteering	0	45	99	40%
	Orienteering	8	46		
Polo	-	-	-	-	-
Powerboating	-	-	-	-	-
Racquetball	-	-	-	-	-
Roller Sports	Speed	6	9	15	6.0%
Softball	-	8	0	8	3.2%
Sport Climbing	-	-	-	-	-
Squash	-	0	14	14	5.6%
Sumo	-	-	-	-	-
Surfing	-	-	-	-	-
Tug of War	-	-	-	-	-
Underwater Sports	Apnoea	0	2	32	12.8%
	Finswimming	0	28		
	Underwater Sports	0	2		
Water Skiing	-	-	-	-	-
Wushu	-	-	-	-	-
Totals		38	212	250	

* as reported within the ADAMS Sport/Discipline structure.

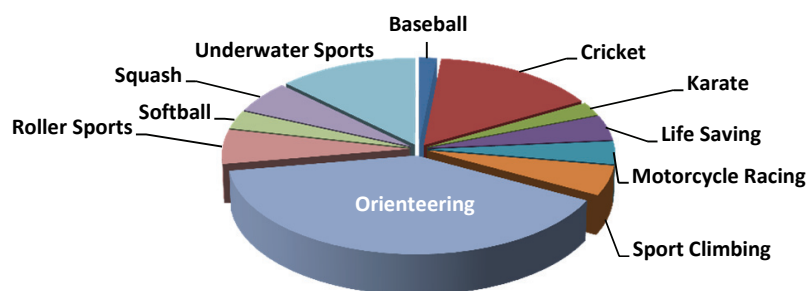


Table 5: Total Samples Analyzed in AIMS Sports

Sport	IC	OOC	Total	%
Aikido	-	-	-	-
Bodybuilding and Fitness	-	-	-	-
Casting	-	-	-	-
Cheer	-	-	-	-
Darts	-	-	-	-
Dragon Boat	-	-	-	-
Draughts	-	-	-	-
Fistball	-	-	-	-
Go	-	-	-	-
Icestocksport	-	-	-	-
Ju-Jitsu	-	-	-	-
Kendo	-	-	-	-
Kickboxing	5	0	5	6.1%
Lacrosse	-	-	-	-
Minigolf	-	-	-	-
Muay Thai	-	-	-	-
Powerlifting	0	5	5	6%
Sambo	-	-	-	-
Savate	0	8	8	9.8%
Sepak Takraw	-	-	-	-
Ski Mountaineering	0	64	64	78%
Sleddog	-	-	-	-
Soft Tennis	-	-	-	-
Sports Fishing	-	-	-	-
Totals	5	77	82	

Table 6: Total Samples Analyzed in IPC Sports

Sport	IC	OOC	Total	%
IPC Athletics	0	33	33	33.3%
IPC Powerlifting	20	3	23	23.2%
IPC Nordic Cross-Country	4	19	23	23.2%
IPC Nordic Biathlon	0	16	16	16.2%
IPC Alpine	0	4	4	4.0%
Totals	24	75	99	

Table 7: Total Samples Analyzed in Sports for Athletes with an Impairment

Sport	IC	OOC	Total	%
Skiing	4	7	11	45.8%
Athletics	0	6	6	25.0%
Rowing	0	5	5	20.8%
Biathlon	0	1	1	4.2%
Triathlon	0	1	1	4.2%
Totals	4	20	24	

Table 8: Total Samples Analyzed in other Sports*

Sport	IC	OOC	Total	%
Other Sports	21	948	969	100%

* These figures include non-AIMS members: Australian Rules Football, BDB Professional Boxing, Duathlon, Rugby League, Rugby XIII, Professional Boxing, Triathlon Ironman, University Rugby, University Triathlon, University Swimming and University Wrestling.

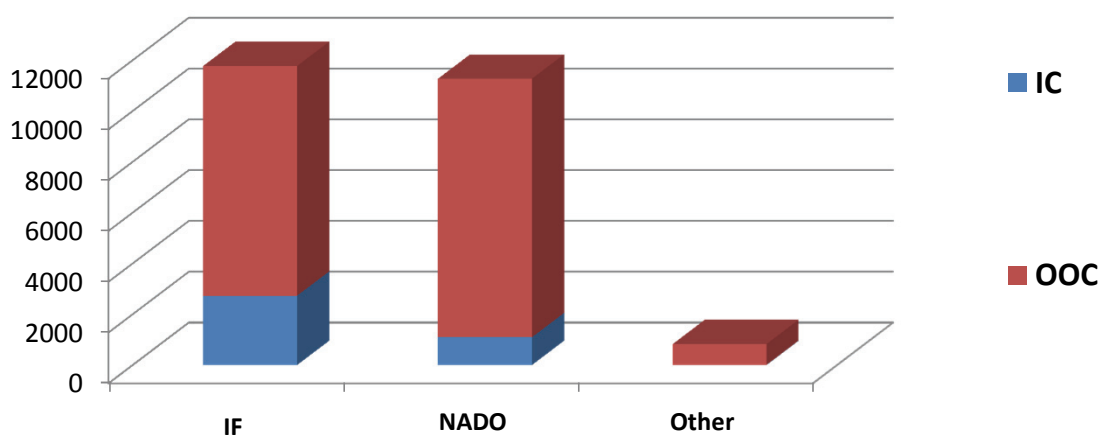
Table 9: Total Samples by Testing Authority*

ADAMS Code	Testing Authority (TA)	IC	OOB	Total	%
UCI	International Cycling Union	2280	2966	5,246	22%
IAAF	International Association of Athletics Federations	17	2860	2,877	12%
RUSADA	Russian National Anti-Doping Organization	464	1302	1,766	7%
ASADA	Australian Sports Anti-Doping Authority	70	1563	1,633	7%
FIS	International Ski Federation	0	1605	1,605	7%
n/a	National Federations** - France	174	1224	1,398	6%
NADA	German National Anti-Doping Agency	0	1069	1,069	4%
USADA	United States Anti-Doping Agency	62	724	786	3%
SUI-NADO	Antidoping Switzerland	5	601	606	3%
ADN	Anti-Doping Norway	103	473	576	2%
UKAD	UK Anti-Doping	9	486	495	2%
ADoP	Autoridade Antidopagem de Portugal	1	494	495	2%
FINA	Fédération Internationale de Natation	1	469	470	2%
CHINADA	Chinese Anti-Doping Agency	103	357	460	2%
ISU	International Skating Union	106	336	442	2%
CCES	Canadian Centre for Ethics in Sport	49	295	344	1%
FISA	International Rowing Federation	115	218	333	1%
EA	European Athletics Association	1	296	297	1%
ITF	International Tennis Federation	96	167	263	1%
NADA Austria	National Anti-Doping Agency Austria	1	253	254	1%
WTC	World Triathlon Corporation	0	251	251	1%
FINADA	Finnish Anti-Doping Agency	0	244	244	1%
IBU	International Biathlon Union	64	175	239	1%
NADOF	NADO Flanders	0	201	201	1%
WADA-AMA	World Anti-Doping Agency	0	199	199	1%
PANDA	Poland Commission against Doping in Sports	31	155	186	1%
ISC	Irish Sports Council	0	154	154	1%
SAIDS	South African Institute for Drug-Free Sport	20	129	149	1%
DFSNZ	Drug Free Sport New Zealand	0	107	107	0.4%
ITU	International Triathlon Union	16	72	88	0.4%
ADD	Anti Doping Denmark	3	65	68	0.3%
KADA	Korea Anti-Doping Agency	0	68	68	0.3%
ISMF	International Ski Mountaineering Federation	0	56	56	0.2%
ADAN	Anti Doping Authority the Netherlands	0	55	55	0.2%
JADA	Japan Anti-Doping Agency	0	54	54	0.2%
UIPM	Union Internationale de Pentathlon Moderne	0	40	40	0.2%
IHF	International Handball Federation	8	31	39	0.2%
HUNADO	Magyar Antidopping Csoport	0	33	33	0.1%
CMAS	World Underwater Federation	0	32	32	0.1%
MEX-CY	Mexican federation of cycling	0	27	27	0.1%
KAZ-NADO	Kazakhstan National Anti-Doping Centre	0	25	25	0.1%
IPC	International Paralympic Committee	4	15	19	0.1%
CIP	Italian Paralympic Committee	4	14	18	0.1%

Table 9: Total Samples by Testing Authority* - continued

ADAMS Code	Testing Authority (TA)	IC	OOB	Total	%
CONI	Comitato Olimpico Nazionale Italiano	0	13	13	0.1%
EADA	Estonian Anti-Doping Agency	0	13	13	0.1%
RF	Swedish Sports Confederation	0	11	11	0.05%
FIM	International Motorcycle Federation	5	5	10	0.04%
UEFA	Union of European Football Associations	0	10	10	0.04%
FISU	International University Sport Federation	9	0	9	0.04%
IOF	International Orienteering Federation	8	0	8	0.03%
FIRS	International Roller Sports Federation	6	0	6	0.03%
LTU-NADO	Lithuanian Anti-Doping Agency	0	5	5	0.02%
IRB	International Rugby Board	0	4	4	0.02%
FIBT	International Bobsleigh and Skeleton Federation	0	3	3	0.01%
GER-TR	Deutsche Triathlon Union	0	3	3	0.01%
IIHF	International Ice Hockey Federation	0	2	2	0.01%
CMA Monaco	Comité Monegasque Antidopage	0	2	2	0.01%
BDB	Bund Deutscher Berufsboxer e.V	0	2	2	0.01%
IDTM	International Doping Tests and Management	0	2	2	0.01%
ICF	International Canoe Federation	0	1	1	0.004%
ADS	Anti-Doping Singapore	0	1	1	0.004%
ALAD	Luxembourg NADO	0	1	1	0.004%
ESP-NADO	Spain National Anti-Doping Agency	0	1	1	0.004%
HKG-ADC	Hong Kong Anti-Doping Committee	0	1	1	0.004%
IND-NADO	National Anti Doping Agency -India	0	1	1	0.004%
PWC GmbH	PWC GmbH	0	1	1	0.004%
Totals		3835	20042	23,877	

Total Samples by Testing Authority Category



* Testing Authority names appear in this report as entered by the respective ADOs in ADAMS

** Note: Although National Federations (NFs) themselves are not signatories to the World Anti-Doping Code and therefore not entitled to authorize testing independently, the rules of some National Anti-Doping Agencies and International Sport Federations may delegate testing authority to these bodies. Tests attributed to NFs therefore may in some instances be a part of NADO or IF programs.

Table 10: Total Samples by Testing Authority Category

ADAMS Code	International Federations	IC	OOC	Total	%
UCI	International Cycling Union	2280	2966	5,246	45%
IAAF	International Association of Athletics Federations	17	2860	2,877	24%
FIS	International Ski Federation	0	1605	1,605	14%
FINA	Fédération Internationale de Natation	1	469	470	4.0%
ISU	International Skating Union	106	336	442	3.8%
FISA	International Rowing Federation	115	218	333	2.8%
ITF	International Tennis Federation	96	167	263	2.2%
IBU	International Biathlon Union	64	175	239	2.0%
ITU	International Triathlon Union	16	72	88	0.7%
ISMF	International Ski Mountaineering Federation	0	56	56	0.5%
UIPM	Union Internationale de Pentathlon Moderne	0	40	40	0.3%
IHF	International Handball Federation	8	31	39	0.3%
CMAS	World Underwater Federation	0	32	32	0.3%
FIM	International Motorcycle Federation	5	5	10	0.1%
FISU	International University Sport Federation	9	0	9	0.1%
IOF	International Orienteering Federation	8	0	8	0.1%
FIRS	International Roller Sports Federation	6	0	6	0.1%
IRB	International Rugby Board	0	4	4	0.03%
FIBT	International Bobsleigh and Skeleton Federation	0	3	3	0.03%
IIHF	International Ice Hockey Federation	0	2	2	0.02%
ICF	International Canoe Federation	0	1	1	0.01%
Totals		2731	9042	11,773	

International Federations

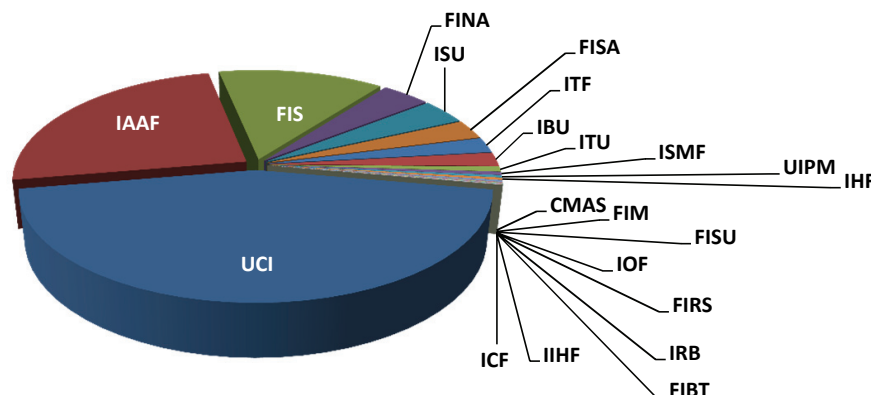


Table 10: Total Samples by Testing Authority Category - continued

ADAMS Code	National Anti-Doping Organizations	IC	OOB	Total	%
RUSADA	Russian National Anti-Doping Organization	464	1302	1,766	16%
ASADA	Australian Sports Anti-Doping Authority	70	1563	1,633	14%
NF-F	National Federations* - France	174	1224	1,398	12%
NADA	German National Anti-Doping Agency	0	1069	1,069	9%
USADA	United States Anti-Doping Agency	62	724	786	7%
SUI-NADO	Antidoping Switzerland	5	601	606	5%
ADN	Anti-Doping Norway	103	473	576	5%
UKAD	UK Anti-Doping	9	486	495	4%
ADoP	Autoridade Antidopagem de Portugal	1	494	495	4%
CHINADA	Chinese Anti-Doping Agency	103	357	460	4%
CCES	Canadian Centre for Ethics in Sport	49	295	344	3%
NADA Austria	National Anti-Doping Agency Austria	1	253	254	2%
FINADA	Finnish Anti-Doping Agency	0	244	244	2%
NADOF	NADO Flanders	0	201	201	2%
PANDA	Poland Commission against Doping in Sports	31	155	186	2%
ISC	Irish Sports Council	0	154	154	1%
SAIDS	South African Institute for Drug-Free Sport	20	129	149	1%
DFSNZ	Drug Free Sport New Zealand	0	107	107	1%
ADD	Anti Doping Denmark	3	65	68	1%
KADA	Korea Anti-Doping Agency	0	68	68	1%
ADAN	Anti Doping Authority the Netherlands	0	55	55	0.5%
JADA	Japan Anti-Doping Agency	0	54	54	0.5%
HUNADO	Magyar Antidopping Csoport	0	33	33	0.3%
KAZ-NADO	Kazakhstan National Anti-Doping Centre	0	25	25	0.2%
CONI	Comitato Olimpico Nazionale Italiano	0	13	13	0.1%
EADA	Estonian Anti-Doping Agency	0	13	13	0.1%
RF	Swedish Sports Confederation	0	11	11	0.1%
LTU-NADO	Lithuanian Anti-Doping Agency	0	5	5	0.04%
CMA Monaco	Comité Monegasque Antidopage	0	2	2	0.02%
ADS	Anti-Doping Singapore	0	1	1	0.01%
ALAD	Luxembourg NADO	0	1	1	0.01%
ESP-NADO	Spain National Anti-Doping Agency	0	1	1	0.01%
HKG-ADC	Hong Kong Anti-Doping Committee	0	1	1	0.01%
IND-NADO	National Anti Doping Agency -India	0	1	1	0.01%

Totals **1095 10180 11275**

National Anti-Doping Organizations

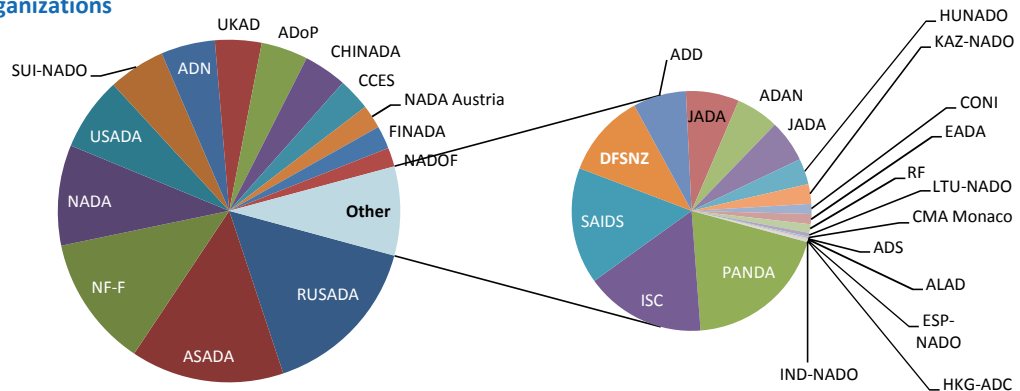
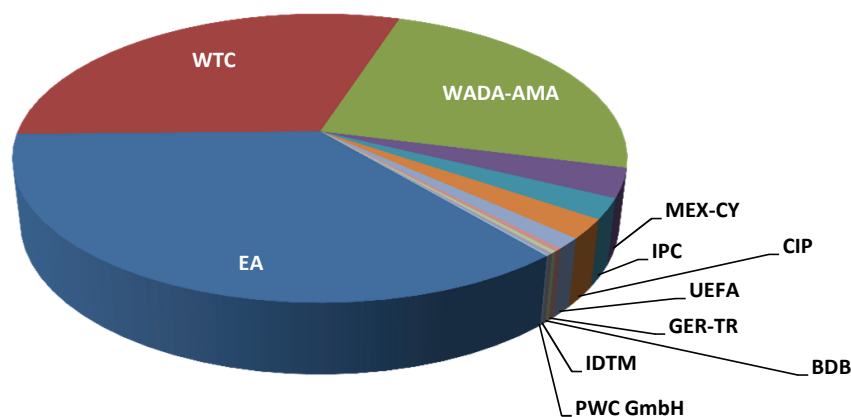


Table 10: Total Samples by Testing Authority Category - continued

ADAMS Code	Other Sport Organizations	IC	OOB	Total	%
EA	European Athletics Association	1	296	297	36%
WTC	World Triathlon Corporation	0	251	251	30%
WADA-AMA	World Anti-Doping Agency	0	199	199	24%
MEX-CY	Mexican federation of cycling	0	27	27	3%
IPC	International Paralympic Committee	4	15	19	2%
CIP	Italian Paralympic Committee	4	14	18	2%
UEFA	Union of European Football Associations	0	10	10	1%
GER-TR	Deutsche Triathlon Union	0	3	3	0.4%
BDB	Bund Deutscher Berufsboxer e.V	0	2	2	0.2%
IDTM	International Doping Tests and Management	0	2	2	0.2%
PWC GmbH	PWC GmbH	0	1	1	0.1%
Totals		9	820	829	

Other Sports Organizations



* Note: Although National Federations (NFs) themselves are not signatories to the World Anti-Doping Code and therefore not entitled to authorize testing independently, the rules of some National Anti-Doping Agencies and International Sport Federations may delegate testing authority to these bodies. Tests attributed to NFs therefore may in some instances be a part of NADO or IF programs. The "NF-F" under ADAMS Code is for illustrative purposes only.

Table 11: 2013 ABP Blood Passport Testing Figures - Aquatics

ADAMS Code	Testing Authority (TA)	IC	OOC	Total	%
FINA	Fédération Internationale de Natation	1	469	470	38%
ASADA	Australian Sports Anti-Doping Authority	26	147	173	14%
CHINADA	Chinese Anti-Doping Agency	30	101	131	11%
NADA	German National Anti-Doping Agency	0	76	76	6.1%
RUSADA	Russian National Anti-Doping Organization	30	42	72	5.8%
SUI-NADO	Antidoping Switzerland	0	57	57	4.6%
UKAD	UK Anti-Doping	0	44	44	3.6%
ADN	Anti-Doping Norway	0	27	27	2.2%
NADA Austria	National Anti-Doping Agency Austria	0	25	25	2.0%
FINADA	Finnish Anti-Doping Agency	0	24	24	1.9%
USADA	United States Anti-Doping Agency	15	8	23	1.9%
FRA-AQ	French Swimming Federation	0	20	20	1.6%
ADoP	Autoridade Antidopagem de Portugal	0	19	19	1.5%
ISC	Irish Sports Council	0	15	15	1.2%
KADA	Korea Anti-Doping Agency	0	15	15	1.2%
ADD	Anti Doping Denmark	3	8	11	0.89%
KAZ-NADO	Kazakhstan National Anti-Doping Centre	0	7	7	0.57%
WADA-AMA	World Anti-Doping Agency	0	7	7	0.57%
DFSNZ	Drug Free Sport New Zealand	0	6	6	0.49%
JADA	Japan Anti-Doping Agency	0	6	6	0.49%
ADAN	Anti Doping Authority the Netherlands	0	3	3	0.24%
CCES	Canadian Centre for Ethics in Sport	0	3	3	0.24%
ADS	Anti-Doping Singapore	0	1	1	0.08%
HUNADO	Magyar Antidopping Csoport	0	1	1	0.08%
Totals		105	1131	1236	

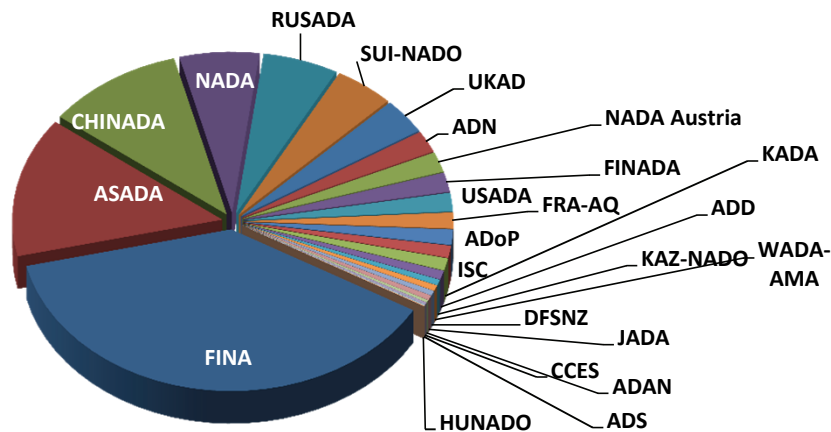


Table 12: 2013 ABP Blood Passport Testing Figures - Archery

ADAMS Code	Testing Authority (TA)	IC	OOC	Total	%
-	-	-	-	-	0%
Totals		0	0	0	

Table 13: 2013 ABP Blood Passport Testing Figures - Athletics

ADAMS Code	Testing Authority (TA)	IC	OOB	Total	%
IAAF	International Association of Athletics Federations	17	2860	2877	55%
RUSADA	Russian National Anti-Doping Organization	10	551	561	11%
EA	European Athletics Association	1	296	297	5.7%
USADA	United States Anti-Doping Agency	29	238	267	5.1%
CHINADA	Chinese Anti-Doping Agency	36	157	193	3.7%
FRA-ATH	Fédération Française de Athlétisme	49	84	133	2.6%
NADA	German National Anti-Doping Agency	0	129	129	2.5%
ADoP	Autoridade Antidopagem de Portugal	1	125	126	2.4%
UKAD	UK Anti-Doping	0	103	103	2.0%
ASADA	Australian Sports Anti-Doping Authority	0	102	102	2.0%
SUI-NADO	Antidoping Switzerland	0	75	75	1.4%
ADN	Anti-Doping Norway	30	44	74	1.4%
ISC	Irish Sports Council	0	52	52	1.0%
NADA Austria	National Anti-Doping Agency Austria	1	37	38	0.7%
WADA-AMA	World Anti-Doping Agency	0	26	26	0.5%
JADA	Japan Anti-Doping Agency	0	21	21	0.40%
FINADA	Finnish Anti-Doping Agency	0	16	16	0.31%
NADOF	NADO Flanders	0	16	16	0.31%
PANDA	Poland Commission against Doping in Sports	0	16	16	0.31%
ADAN	Anti Doping Authority the Netherlands	0	13	13	0.25%
CONI	Comitato Olimpico Nazionale Italiano	0	13	13	0.25%
DFSNZ	Drug Free Sport New Zealand	0	12	12	0.23%
CCES	Canadian Centre for Ethics in Sport	0	11	11	0.21%
EADA	Estonian Anti-Doping Agency	0	9	9	0.17%
ADD	Anti Doping Denmark	0	7	7	0.13%
HUNADO	Magyar Antidopping Csoport	0	5	5	0.10%
SAIDS	South African Institute for Drug-Free Sport	0	5	5	0.10%
IDTM	International Doping Tests and Management	0	2	2	0.04%
CMA Monaco	Comité Monegasque Antidopage	0	1	1	0.02%
ESP-NADO	Spain National Anti-Doping Agency	0	1	1	0.02%
LTU-NADO	Lithuanian Anti-Doping Agency	0	1	1	0.02%
Totals		174	5028	5202	

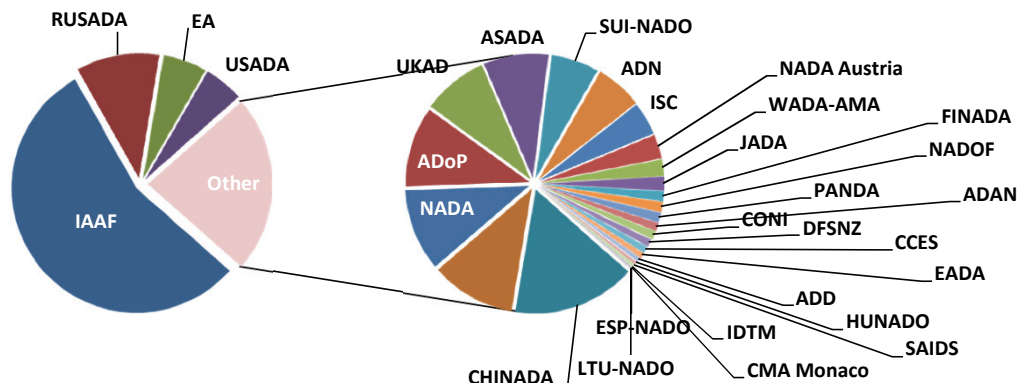


Table 14: 2013 ABP Blood Passport Testing Figures - Badminton

ADAMS Code	Testing Authority (TA)	IC	OOC	Total	%
FRA-FFBAd	Fédération française de badminton	0	1	1	100%
Totals		0	1	1	

Table 15: 2013 ABP Blood Passport Testing Figures - Basketball

ADAMS Code	Testing Authority (TA)	IC	OOC	Total	%
FRA-BK	Fédération française de basket-ball	6	150	156	98%
ASADA	Australian Sports Anti-Doping Authority	0	3	3	2%
Totals		6	153	159	

Table 16: 2013 ABP Blood Passport Testing Figures - Biathlon

ADAMS Code	Testing Authority (TA)	IC	OOC	Total	%
RUSADA	Russian National Anti-Doping Organization	85	198	283	34.6%
IBU	International Biathlon Union	64	175	239	29.3%
ADN	Anti-Doping Norway	6	60	66	8.1%
WADA-AMA	World Anti-Doping Agency	0	56	56	6.9%
NADA	German National Anti-Doping Agency	0	38	38	4.7%
CCES	Canadian Centre for Ethics in Sport	0	27	27	3.3%
FINADA	Finnish Anti-Doping Agency	0	17	17	2.1%
FRA-SKI	Fédération française de ski	0	17	17	2.1%
PANDA	Poland Commission against Doping in Sports	0	16	16	2.0%
SUI-NADO	Antidoping Switzerland	0	16	16	2.0%
UKAD	UK Anti-Doping	0	14	14	1.7%
KAZ-NADO	Kazakhstan National Anti-Doping Centre	0	13	13	1.6%
KADA	Korea Anti-Doping Agency	0	6	6	0.73%
RF	Swedish Sports Confederation	0	4	4	0.49%
NADA Austria	National Anti-Doping Agency Austria	0	3	3	0.37%
USADA	United States Anti-Doping Agency	0	2	2	0.24%
Totals		155	662	817	

Table 17: 2013 ABP Blood Passport Testing Figures - Bobsleigh

ADAMS Code	Testing Authority (TA)	IC	OOC	Total	%
SUI-NADO	Antidoping Switzerland	0	44	44	45%
USADA	United States Anti-Doping Agency	1	38	39	40%
WADA-AMA	World Anti-Doping Agency	0	11	11	11%
FIBT	International Bobsleigh and Skeleton Federation	0	3	3	3.1%
FRA-GL	Fédération française des sports de glace	0	1	1	1.0%
Totals		1	97	98	

Table 18: 2013 ABP Blood Passport Testing Figures - Boxing

ADAMS Code	Testing Authority (TA)	IC	OOC	Total	%
USADA	United States Anti-Doping Agency	2	59	61	62%
UKAD	UK Anti-Doping	0	21	21	21%
ASADA	Australian Sports Anti-Doping Authority	0	10	10	10%
FRA-FFBA	Fédération française de boxe	0	7	7	7.1%
Totals		2	97	99	

Table 19: 2013 ABP Blood Passport Testing Figures - Canoe / Kayak

ADAMS Code	Testing Authority (TA)	IC	OOC	Total	%
NADA	German National Anti-Doping Agency	0	80	80	20%
CCES	Canadian Centre for Ethics in Sport	0	52	52	13%
RUSADA	Russian National Anti-Doping Organization	0	51	51	12%
PANDA	Poland Commission against Doping in Sports	0	49	49	12%
ASADA	Australian Sports Anti-Doping Authority	5	41	46	11%
ADoP	Autoridade Antidopagem de Portugal	0	44	44	11%
ADN	Anti-Doping Norway	0	20	20	4.9%
FINADA	Finnish Anti-Doping Agency	0	18	18	4.4%
ISC	Irish Sports Council	0	17	17	4.1%
NADA Austria	National Anti-Doping Agency Austria	0	14	14	3.4%
CHINADA	Chinese Anti-Doping Agency	3	7	10	2.4%
ADD	Anti Doping Denmark	0	6	6	1.5%
ICF	International Canoe Federation	0	1	1	0.24%
DFSNZ	Drug Free Sport New Zealand	0	1	1	0.24%
KADA	Korea Anti-Doping Agency	0	1	1	0.24%
Totals		8	402	410	

Table 20: 2013 ABP Blood Passport Testing Figures - Cycling

ADAMS Code	Testing Authority (TA)	IC	OOC	Total	%
UCI	International Cycling Union	2280	2966	5246	71%
ADoP	Autoridade Antidopagem de Portugal	0	287	287	3.9%
USADA	United States Anti-Doping Agency	2	249	251	3.4%
RUSADA	Russian National Anti-Doping Organization	98	110	208	2.8%
FRA-FFC	Fédération française de cyclisme	94	68	162	2.2%
NADO F	NADO Flanders	0	158	158	2.1%
ASADA	Australian Sports Anti-Doping Authority	20	132	152	2.0%
NADA	German National Anti-Doping Agency	0	137	137	1.8%
SAIDS	South African Institute for Drug-Free Sport	20	114	134	1.8%
ADN	Anti-Doping Norway	43	88	131	1.8%
SUI-NADO	Antidoping Switzerland	0	116	116	1.6%
CCES	Canadian Centre for Ethics in Sport	31	57	88	1.2%
CHINADA	Chinese Anti-Doping Agency	22	53	75	1.0%
NADA Austria	National Anti-Doping Agency Austria	0	54	54	0.73%
ISC	Irish Sports Council	0	44	44	0.59%
ADAN	Anti Doping Authority the Netherlands	0	30	30	0.40%
KADA	Korea Anti-Doping Agency	0	30	30	0.40%
ADD	Anti Doping Denmark	0	27	27	0.36%
MEX-CY	Mexican federation of cycling	0	27	27	0.36%
PANDA	Poland Commission against Doping in Sports	22	4	26	0.35%
DFSNZ	Drug Free Sport New Zealand	0	22	22	0.30%
UKAD	UK Anti-Doping	0	8	8	0.11%
HUNADO	Magyar Antidopping Csoport	0	6	6	0.08%
JADA	Japan Anti-Doping Agency	0	4	4	0.05%
KAZ-NADO	Kazakhstan National Anti-Doping Centre	0	2	2	0.03%
ALAD	Luxembourg NADO	0	1	1	0.01%
HKG-ADC	Hong Kong Anti-Doping Committee	0	1	1	0.01%
LTU-NADO	Lithuanian Anti-Doping Agency	0	1	1	0.01%
PWC GmbH	PWC GmbH	0	1	1	0.01%
Totals		2632	4797	7429	

2013 ABP Blood Passport Testing Figures - Cycling

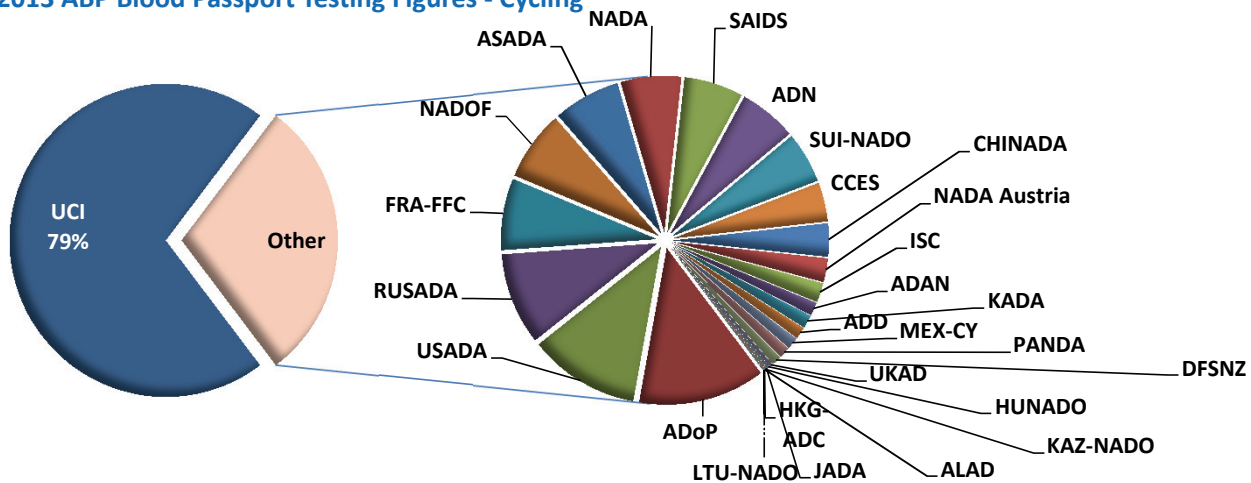


Table 21: 2013 ABP Blood Passport Testing Figures - Curling

ADAMS Code	Testing Authority (TA)	IC	OOC	Total	%
-	-	-	-	-	0%
Totals		0	0	0	

Table 22: 2013 ABP Blood Passport Testing Figures - Equestrian

ADAMS Code	Testing Authority (TA)	IC	OOC	Total	%
-	-	-	-	-	0%
Totals		0	0	0	

Table 23: 2013 ABP Blood Passport Testing Figures - Fencing

ADAMS Code	Testing Authority (TA)	IC	OOC	Total	%
-	-	-	-	-	0%
Totals		0	0	0	

Table 24: 2013 ABP Blood Passport Testing Figures - Field Hockey

ADAMS Code	Testing Authority (TA)	IC	OOC	Total	%
ASADA	Australian Sports Anti-Doping Authority	-	4	4	100%
Totals		0	4	4	

Table 25: 2013 ABP Blood Passport Testing Figures - Football

ADAMS Code	Testing Authority (TA)	IC	OOC	Total	%
FRA-FB	Fédération française de football	2	298	300	41%
UKAD	UK Anti-Doping	0	207	207	29%
ASADA	Australian Sports Anti-Doping Authority	0	167	167	23%
NADA Austria	National Anti-Doping Agency Austria	0	20	20	3%
NADA	German National Anti-Doping Agency	0	17	17	2%
UEFA	Union of European Football Associations	0	10	10	1%
HUNADO	Magyar Antidopping Csoport	0	5	5	0.7%
Totals		2	724	726	

Table 26: 2013 ABP Blood Passport Testing Figures - Golf

ADAMS Code	Testing Authority (TA)	IC	OOC	Total	%
-	-	-	-	-	0%
Totals		0	0	0	

Table 27: 2013 ABP Blood Passport Testing Figures - Gymnastics

ADAMS Code	Testing Authority (TA)	IC	OOC	Total	%
FRA-GYM	Fédération Française de Gymnastique	0	1	1	100%
Totals		0	1	1	

Table 28: 2013 ABP Blood Passport Testing Figures - Handball

ADAMS Code	Testing Authority (TA)	IC	OOC	Total	%
FRA-FFHB	Fédération française de handball	0	98	98	72%
IHF	International Handball Federation	8	31	39	28%
Totals		8	129	137	

Table 29: 2013 ABP Blood Passport Testing Figures - Ice Hockey

ADAMS Code	Testing Authority (TA)	IC	OOC	Total	%
USADA	United States Anti-Doping Agency	0	11	11	29%
FRA-IH	Fédération française de hockey sur glace	0	10	10	26%
RUSADA	Russian National Anti-Doping Organization	7	0	7	18%
WADA-AMA	World Anti-Doping Agency	0	6	6	16%
NADA	German National Anti-Doping Agency	0	2	2	5%
IIHF	International Ice Hockey Federation	0	2	2	5%
Totals		7	31	38	

Table 30: 2013 ABP Blood Passport Testing Figures - Judo

ADAMS Code	Testing Authority (TA)	IC	OOC	Total	%
FRA-FFJDA	Fédération française de judo	0	13	13	87%
ADAN	Anti Doping Authority the Netherlands	0	2	2	13%
Totals		0	15	15	

Table 31: 2013 ABP Blood Passport Testing Figures - Luge

ADAMS Code	Testing Authority (TA)	IC	OOC	Total	%
-	-	-	-	-	0%
Totals		0	0	0	

Table 32: 2013 ABP Blood Passport Testing Figures - Modern Pentathlon

ADAMS Code	Testing Authority (TA)	IC	OOC	Total	%
UIPM	Union Internationale de Pentathlon Moderne	0	40	40	68%
KADA	Korea Anti-Doping Agency	0	8	8	14%
HUNADO	Magyar Antidopping Csoport	0	8	8	14%
FRA MPF	Fédération Française de Pentathlon Moderne	0	3	3	5.1%
Totals		0	59	59	

Table 33: 2013 ABP Blood Passport Testing Figures - Rowing

ADAMS Code	Testing Authority (TA)	IC	OOC	Total	%
FISA	International Rowing Federation	113	218	331	47%
NADA	German National Anti-Doping Agency	0	75	75	11%
ASADA	Australian Sports Anti-Doping Authority	0	49	49	6.9%
DFSNZ	Drug Free Sport New Zealand	0	44	44	6.2%
PANDA	Poland Commission against Doping in Sports	4	29	33	4.7%
CHINADA	Chinese Anti-Doping Agency	8	21	29	4.1%
ADN	Anti-Doping Norway	0	26	26	3.7%
UKAD	UK Anti-Doping	0	25	25	3.5%
SUI-NADO	Antidoping Switzerland	0	23	23	3.2%
NADA Austria	National Anti-Doping Agency Austria	0	18	18	2.5%
FRA-FFSA	French Rowing Federation	0	13	13	1.8%
FINADA	Finnish Anti-Doping Agency	0	10	10	1.4%
ADD	Anti Doping Denmark	0	8	8	1.1%
CCES	Canadian Centre for Ethics in Sport	0	7	7	1.0%
KADA	Korea Anti-Doping Agency	0	6	6	0.8%
ADoP	Autoridade Antidopagem de Portugal	0	5	5	0.7%
LTU-NADO	Lithuanian Anti-Doping Agency	0	3	3	0.4%
RUSADA	Russian National Anti-Doping Organization	0	2	2	0.3%
IND-NADO	National Anti Doping Agency -India	0	1	1	0.1%
Totals		125	583	708	

Table 34: 2013 ABP Blood Passport Testing Figures - Rugby

ADAMS Code	Testing Authority (TA)	IC	OOC	Total	%
FFR	Federation Francaise de Rugby	0	207	207	78%
ASADA	Australian Sports Anti-Doping Authority	0	55	55	21%
IRB	International Rugby Board	0	4	4	1.5%
Totals		0	266	266	

Table 35: 2013 ABP Blood Passport Testing Figures - Sailing

ADAMS Code	Testing Authority (TA)	IC	OOC	Total	%
FRA-SA	Fédération Française de Voile	-	-	-	0%
Totals		0	0	0	

Table 36: 2013 ABP Blood Passport Testing Figures - Shooting

ADAMS Code	Testing Authority (TA)	IC	OOC	Total	%
FRA-SH	Fédération Française de Tir	-	-	-	0%
Totals		0	0	0	

Table 37: 2013 ABP Blood Passport Testing Figures - Skating

ADAMS Code	Testing Authority (TA)	IC	OOC	Total	%
ISU	International Skating Union	106	333	439	39%
RUSADA	Russian National Anti-Doping Organization	82	243	325	29%
NADA	German National Anti-Doping Agency	0	77	77	6.9%
CCES	Canadian Centre for Ethics in Sport	18	40	58	5.2%
ADN	Anti-Doping Norway	0	48	48	4.3%
WADA-AMA	World Anti-Doping Agency	0	36	36	3.2%
PANDA	Poland Commission against Doping in Sports	5	33	38	3.4%
FINADA	Finnish Anti-Doping Agency	0	20	20	1.8%
USADA	United States Anti-Doping Agency	0	17	17	1.5%
JADA	Japan Anti-Doping Agency	0	14	14	1.3%
ASADA	Australian Sports Anti-Doping Authority	0	14	14	1.3%
HUNADO	Magyar Antidopping Csoport	0	8	8	0.7%
SUI-NADO	Antidoping Switzerland	0	7	7	0.6%
ADAN	Anti Doping Authority the Netherlands	0	6	6	0.5%
CHINADA	Chinese Anti-Doping Agency	0	2	2	0.2%
FRA-GL	Fédération française des sports de glace	0	2	2	0.2%
KADA	Korea Anti-Doping Agency	0	1	1	0.1%
RF	Swedish Sports Confederation	0	1	1	0.1%
Totals		211	902	1113	

2013 ABP Blood Passport Testing Figures - Skating

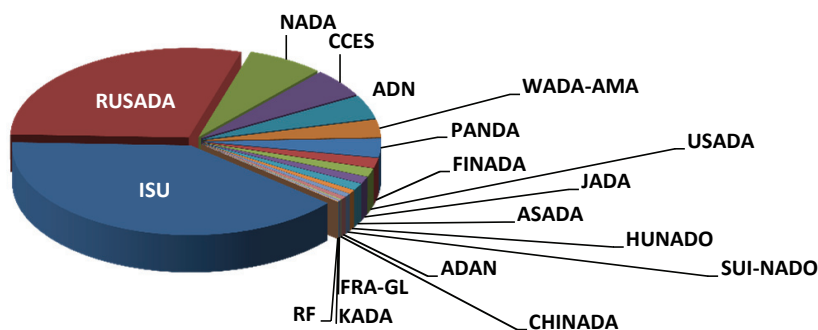


Table 38: 2013 ABP Blood Passport Testing Figures - Skiing

ADAMS Code	Testing Authority (TA)	IC	OOC	Total	%
FIS	International Ski Federation	0	1605	1605	66%
RUSADA	Russian National Anti-Doping Organization	132	89	221	9%
ADN	Anti-Doping Norway	24	125	149	6%
FINADA	Finnish Anti-Doping Agency	0	122	122	5%
SUI-NADO	Antidoping Switzerland	5	85	90	4%
NADA	German National Anti-Doping Agency	0	82	82	3%
WADA-AMA	World Anti-Doping Agency	0	47	47	2%
CCES	Canadian Centre for Ethics in Sport	0	39	39	2%
NADA Austria	National Anti-Doping Agency Austria	0	35	35	1%
FRA-SKI	Fédération française de ski	0	17	17	0.7%
PANDA	Poland Commission against Doping in Sports	0	8	8	0.3%
USADA	United States Anti-Doping Agency	0	8	8	0.3%
EADA	Estonian Anti-Doping Agency	0	4	4	0.2%
JADA	Japan Anti-Doping Agency	0	4	4	0.2%
RF	Swedish Sports Confederation	0	4	4	0.2%
KAZ-NADO	Kazakhstan National Anti-Doping Centre	0	2	2	0.08%
UKAD	UK Anti-Doping	0	2	2	0.08%
KADA	Korea Anti-Doping Agency	0	1	1	0.04%
Totals		161	2279	2440	

2013 ABP Blood Passport Testing Figures - Skiing

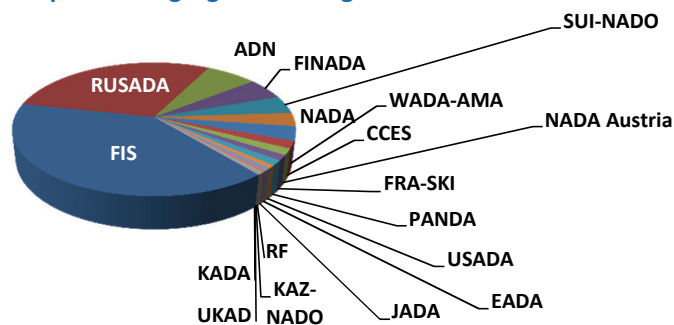


Table 39: 2013 ABP Blood Passport Testing Figures - Table Tennis

ADAMS Code	Testing Authority (TA)	IC	OOC	Total	%
FRA-TT	Fédération Française de Tennis de Table	-	-	-	0%
Totals		0	0	0	

Table 40: 2013 ABP Blood Passport Testing Figures - Taekwondo

ADAMS Code	Testing Authority (TA)	IC	OOC	Total	%
FRA-FFTDA	Federation Francaise de Taekwondo et Disciplines Associees	0	3	3	100%
Totals		0	3	3	

Table 41: 2013 ABP Blood Passport Testing Figures - Tennis

ADAMS Code	Testing Authority (TA)	IC	OOC	Total	%
ITF	International Tennis Federation	96	167	263	87%
USADA	United States Anti-Doping Agency	1	18	19	6.3%
FRA-TE	Fédération française de tennis	0	10	10	3.3%
UKAD	UK Anti-Doping	0	8	8	2.7%
NADA	German National Anti-Doping Agency	0	1	1	0.3%
Totals		97	204	301	

Table 42: 2013 ABP Blood Passport Testing Figures - Triathlon

ADAMS Code	Testing Authority (TA)	IC	OOB	Total	%
NADA	German National Anti-Doping Agency	0	355	355	36%
ASADA	Australian Sports Anti-Doping Authority	0	111	111	11%
ITU	International Triathlon Union	16	72	88	9.0%
SUI-NADO	Antidoping Switzerland	0	75	75	7.7%
CCES	Canadian Centre for Ethics in Sport	0	57	57	5.9%
UKAD	UK Anti-Doping	7	43	50	5.1%
USADA	United States Anti-Doping Agency	0	48	48	4.9%
NADA Austria	National Anti-Doping Agency Austria	0	41	41	4.2%
FRA-TRI	Fédération française de triathlon	11	10	21	2.2%
CHINADA	Chinese Anti-Doping Agency	4	16	20	2.1%
DFSNZ	Drug Free Sport New Zealand	0	20	20	2.1%
NADOF	NADO Flanders	0	20	20	2.1%
FINADA	Finnish Anti-Doping Agency	0	14	14	1.4%
ISC	Irish Sports Council	0	14	14	1.4%
ADoP	Autoridade Antidopagem de Portugal	0	14	14	1.4%
ADD	Anti Doping Denmark	0	6	6	0.6%
SAIDS	South African Institute for Drug-Free Sport	0	6	6	0.6%
JADA	Japan Anti-Doping Agency	0	5	5	0.5%
GER-TR	Deutsche Triathlon Union	0	3	3	0.3%
RF	Swedish Sports Confederation	0	2	2	0.2%
ADAN	Anti Doping Authority the Netherlands	0	1	1	0.1%
CMA Monaco	Comité Monegasque Antidopage	0	1	1	0.1%
WADA-AMA	World Anti-Doping Agency	0	1	1	0.1%
Totals		38	935	973	

2013 ABP Blood Passport Testing Figures - Triathlon

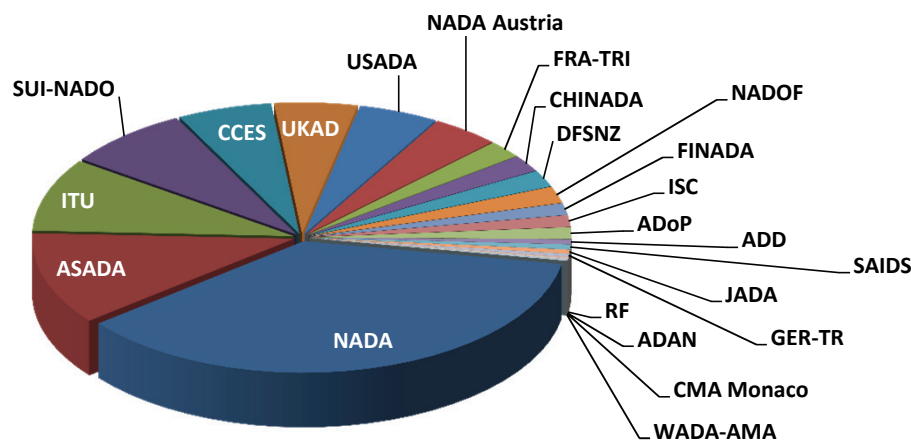


Table 43: 2013 ABP Blood Passport Testing Figures - Volleyball

ADAMS Code	Testing Authority (TA)	IC	OOB	Total	%
FRA-VB	Antidoping Switzerland	7	127	134	99%
KAZ-NADO	Fédération Française de Volley-ball	0	1	1	0.7%
Totals		7	128	135	

Table 44: 2013 ABP Blood Passport Testing Figures - Weightlifting

ADAMS Code	Testing Authority (TA)	IC	OOB	Total	%
ASADA	Australian Sports Anti-Doping Authority	0	42	42	53%
FFHMFAC	Federation Francaise d'Halterophilie	0	24	24	30%
USADA	United States Anti-Doping Agency	0	8	8	10%
WADA-AMA	World Anti-Doping Agency	0	5	5	6.3%
ADN	Anti-Doping Norway	0	1	1	1.3%
Totals		0	80	80	

Table 45: 2013 ABP Blood Passport Testing Figures -Wrestling

ADAMS Code	Testing Authority (TA)	IC	OOB	Total	%
FRA-FFL	Federation Francaise de Lutte	0	3	3	100%
Totals		0	3	3	

Table 46: 2013 ABP Blood Passport Testing Figures - IPC Sports

ADAMS Code	Testing Authority (TA)	Discipline	IC	OOB	Total	%
SUI-NADO	Antidoping Switzerland	IPC Athletics	0	21	33	33%
ISC	Irish Sports Council	IPC Athletics	0	9		
CCES	Canadian Centre for Ethics in Sport	IPC Athletics	0	2		
ADD	Anti Doping Denmark	IPC Athletics	0	1		
RUSADA	Russian National Anti-Doping Organization	IPC Powerlifting	20	0	23	23%
ISC	Irish Sports Council	IPC Powerlifting	0	3		
IPC	International Paralympic Committee	IPC Nordic Cross-Country	4	15	23	23%
WADA-AMA	World Anti-Doping Agency	IPC Nordic Cross-Country	0	4		
RUSADA	Russian National Anti-Doping Organization	IPC Nordic Biathlon	0	16	16	16%
SUI-NADO	Antidoping Switzerland	IPC Alpine	0	4	4	4.0%
Totals			24	75	99	

Table 47: 2013 ABP Blood Passport Testing Figures - IPC Sports

ADAMS Code	Testing Authority (TA)	Sport/Discipline	IC	OOB	Total	%
CIP	Italian Paralympic Committee	Skiing	4	7	11	46%
NADA Austria	National Anti-Doping Agency Austria	CISS Athletics	0	6	6	25%
CIP	Italian Paralympic Committee	Rowing	0	5	5	21%
CIP	Italian Paralympic Committee	Biathlon	0	1	1	4%
CIP	Italian Paralympic Committee	Triathlon	0	1	1	4%
Totals			4	20	24	

Table 47: 2013 ABP Blood Passport Testing Figures - IOC Recognized Sports

Baseball

ADAMS Code	Testing Authority (TA)	IC	OOC	Total	%
ASADA	Australian Sports Anti-Doping Authority	4	-	4	100.0%
Totals		4	0	4	

Cricket

ADAMS Code	Testing Authority (TA)	IC	OOC	Total	%
ASADA	Australian Sports Anti-Doping Authority	-	38	38	100%
Totals		0	38	38	

Karate

ADAMS Code	Testing Authority (TA)	IC	OOC	Total	%
FRA-KT	Fédération française de karaté et disciplines associées	-	6	6	100%
Totals		0	6	6	

Life Saving

ADAMS Code	Testing Authority (TA)	IC	OOC	Total	%
ASADA	Australian Sports Anti-Doping Authority	7	4	11	100%
Totals		7	4	11	

Motorcycle Racing

ADAMS Code	Testing Authority (TA)	IC	OOC	Total	%
FIM	International Motorcycle Federation	5	5	10	100%
Totals		5	5	10	

Mountaineering and Climbing

ADAMS Code	Testing Authority (TA)	IC	OOC	Total	%
SUI-NADO	Antidoping Switzerland	-	12	12	92%
FRA-MC	Fédération française de la montagne et de l'escalade	-	1	1	8%
Totals		0	13	13	

Orienteering

ADAMS Code	Testing Authority (TA)	IC	OOC	Total	%
SUI-NADO	Antidoping Switzerland	-	54	54	55%
ADN	Anti-Doping Norway	-	34	34	34%
IOF	International Orienteering Federation	8	-	8	8%
FINADA	Finnish Anti-Doping Agency	-	3	3	3.0%
Totals		8	91	99	

Table 47: 2013 ABP Blood Passport Testing Figures - IOC Recognized Sports - continued

Roller Sports

ADAMS Code	Testing Authority (TA)	IC	OOC	Total	%
FIRS	International Roller Sports Federation	6	0	6	40%
FRA-ROL	Fédération Française de Roller skating	0	5	5	33%
ISU	International Skating Union	0	3	3	20%
SUI-NADO	Antidoping Switzerland	0	1	1	6.7%
Totals		6	9	15	

Softball

ADAMS Code	Testing Authority (TA)	IC	OOC	Total	%
ASADA	Australian Sports Anti-Doping Authority	8	0	8	100%
Totals		8	0	8	

Squash

ADAMS Code	Testing Authority (TA)	IC	OOC	Total	%
UKAD	UK Anti-Doping	0	11	11	79%
FRA-SQ	French Squash Federation	0	3	3	21%
Totals		0	14	14	

Underwater Sports

ADAMS Code	Testing Authority (TA)	IC	OOC	Total	%
CMAS	World Underwater Federation	0	32	32	100%
Totals		0	32	32	

Table 48: 2013 ABP Blood Passport Testing Figures - AIMS Sports

Kickboxing

ADAMS Code	Testing Authority (TA)	IC	OOC	Total	%
FFSCDA	Fédération Française de Sports de Contact et Disciplines Assimilées	5	0	5	100%
Totals		5	0	5	

Powerlifting

ADAMS Code	Testing Authority (TA)	IC	OOC	Total	%
FFHMFAC	Federation Francaise d'Halterophilie	0	3	3	60%
ASADA	Australian Sports Anti-Doping Authority	0	2	2	40%
Totals		0	5	5	

Savate

ADAMS Code	Testing Authority (TA)	IC	OOC	Total	%
FRA-FrBox	Federation Française de boxe Française	0	8	8	100%
Totals		0	8	8	

Ski-Mountaineering

ADAMS Code	Testing Authority (TA)	IC	OOC	Total	%
ISMF	International Ski Mountaineering Federation	0	56	56	88%
SUI-NADO	Antidoping Switzerland	0	7	7	11%
FRA-MC	Fédération française de la montagne et de l'escalade	0	1	1	1.6%
Totals		0	64	64	

Table 49: 2013 ABP Blood Passport Testing Figures - Other Sports

ADAMS Code	Testing Authority (TA)	IC	OOC	Total	%
ASADA	Australian Sports Anti-Doping Authority	-	642	642	66%
WTC	World Triathlon Corporation	-	251	251	26%
USADA	United States Anti-Doping Agency	12	20	32	3.3%
FRA-RL	Federation Française de rugby à XIII	-	10	10	1.0%
FISU	International University Sport Federation	9	-	9	0.9%
NADO F	NADO Flanders	-	7	7	0.7%
SAIDS	South African Institute for Drug-Free Sport	-	4	4	0.4%
SUI-NADO	Antidoping Switzerland	-	4	4	0.4%
ADD	Anti Doping Denmark	-	2	2	0.2%
BDB	Bund Deutscher Berufsboxer e.V	-	2	2	0.2%
DFSNZ	Drug Free Sport New Zealand	-	2	2	0.2%
FISA	International Rowing Federation	2	-	2	0.2%
UKAD	UK Anti-Doping	2	-	2	0.2%
Totals		25	944	969	