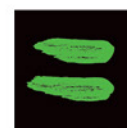




2013 ANNUAL REPORT



**WORLD
ANTI-DOPING
AGENCY**
play true

play true

The World Anti-Doping Agency's mission is to lead a collaborative worldwide campaign for doping-free sport.

Composed and funded equally by the sport movement and governments of the world, WADA created and regularly updates the **World Anti-Doping Code** (Code) through a collaborative, global process. The Code continues today to harmonize anti-doping policies for all sports and all countries, creating a more level playing field for **all athletes** who strive to **play true**.

For more than a decade, WADA has worked steadfastly to foster fairer competition and more effective education and outreach programs that encourage the values of doping-free sport.



TABLE OF CONTENTS

04	PRESIDENT'S MESSAGE
06	DIRECTOR GENERAL'S MESSAGE
08	WADA MEMBERS
10	THE CODE
13	UNESCO
14	INVESTIGATIONS
16	ADAMS
18	COMMUNICATIONS
20	SCIENCE AND RESEARCH
22	MEDICAL
24	EDUCATION
26	ANTI-DOPING COMMUNITY
29	INDEPENDENT OBSERVERS
30	TESTING
32	2013 FINANCE OVERVIEW
34	FINANCIAL STATEMENTS

MESSAGE FROM THE PRESIDENT

Sir Craig Reedie

The year was, without a doubt, a busy one. WADA concentrated on the major consultation process to amend the World Anti-Doping Code – for the third time since its introduction in 2003.



The World Anti-Doping Code (Code) has always been seen as a “living document.” The consultation process lasted two years, with an excellent Code Drafting Team led by Richard Young considering around 4,000 different suggestions from the Sport Movement, governments and the whole anti-doping community.

This was consultation at the highest level, and presented a number of different, and occasionally conflicting, views of how the Code should be revised. That these different opinions were all resolved satisfactorily reflects well on the Code Drafting Team and on the enthusiasm of all those who contributed.

The revised Code was presented at the Fourth World Conference on Doping in Sport, efficiently

organized by our colleagues in South Africa and held in Johannesburg in November. More than 1,000 attendees discussed the document and related International Standards (IS), and presented their views to the anti-doping community represented at the Conference.

Thomas Bach, the new International Olympic Committee (IOC) President, stressed a change in emphasis from fighting against drugs in sport to “protecting the clean athlete.” The views of the Sport Movement were competently presented by athletes from around the world, and were followed by a long list of helpful, supportive statements from the governments of the world.

The revised Code strengthened sanctions, involved the athletes’ entourage, emphasized a sport-specific risk assessment leading to more

accurate testing plans, and dealt with issues of human rights. The revised Code was formally approved by WADA's Foundation Board. It was submitted to the Conference and supported by the attendees, who then unanimously adopted the Johannesburg Declaration.

The Code Review Process brought the world anti-doping community together to work in a united spirit of cooperation, which is most encouraging for the future. Clearly, there is much work to be completed in 2014 to ensure that all parties have the necessary new rules in place by the appointed date.

Throughout the year, WADA continued its efforts to urge governments to ratify the UNESCO International Convention against Doping in Sport (Convention).

To date, 176 countries have ratified the Convention, covering 98% of the world's population, but work needs to be done to encourage all countries to implement the Convention and, in particular, to introduce national legislation, regulations or other administrative measures to allow the sharing of information. The UNESCO Conference of Parties (COP) can be helpful in this regard.

There was much collaboration amongst Anti-Doping Organizations (ADOs) all year long. Many different and important symposia were held to exchange and develop knowledge and information, and assist the development of the

network of Regional Anti-Doping Organizations (RADOs).

The Fourth Gene and Cell Doping Symposium took place in Beijing, with the Agency's Gene Doping Panel sharing its expertise at a meeting supported by the China Anti-Doping Agency (CHINADA) and the Beijing Olympic City Development Association (BODA).

Anti-Doping Norway hosted a symposium designed to guide well-developed National Anti-Doping Organizations (NADOs) to assist their less-developed counterparts.

Norway and China are supporting the development of anti-doping activities in Kenya and the African Zone V RADO, and Japan continues its long practice of supporting RADOs in Asia.

There is ample proof of the collaboration among the anti-doping communities, collaboration that creates a united determination to protect the clean athlete and to maintain clean and fair sport. This approach must be central to all that we do.

It was a privilege to be elected to succeed John Fahey following his successful six years in office as WADA's President, and I am encouraged by the unity of purpose displayed at the Johannesburg Conference. This unity will serve us all well.

The Code Review Process brought the world anti-doping community together to work in a united spirit of cooperation, which is most encouraging for the future.



MESSAGE FROM THE **DIRECTOR GENERAL**

David Howman

Bringing consistency to rules across every sport and every country in the world is no easy task. It is the reason WADA was formed, and a challenge we confronted early on.

We have long held the belief that rules should evolve. Rules need to live, breathe and progress according to the challenges of their time. Just as the 2003 World Anti-Doping Code (Code) and the 2009 Code addressed the issues of their time, so will the 2015 Code.

2015 Code Review Process and World Conference on Doping in Sport

WADA started the 2015 Code Review Process at the end of 2011. We invited comments and submissions on an ongoing basis, and gave stakeholders every opportunity to engage and be part of the process.

Subsequent drafts took heed of the comments we received throughout the three Consultation Phases preceding the 2013 World Conference on Doping in Sport. Of the 4,000 recommended changes, we can be proud that more than 2,000 made it into the final version of the Code.

The 2015 Code offers a tougher, but fairer answer



to issues the anti-doping community has faced in recent years. I thank each and every one who contributed to the process for their dedication and commitment to clean sport – the governments of the world, the international sports bodies, the athletes, and the numerous other groups involved. WADA also thanks our Johannesburg Conference hosts for their contribution to what was a most successful event.

I also want to acknowledge the athletes' active contribution in the Code Review Process – you set an example for the clean athletes of the world. I applaud your commitment in protecting the integrity of sport, and congratulate you on a job well done.

Athlete Biological Passport

One of the major enhancements made to WADA's Athlete Biological Passport (ABP) in 2013 was the integration of the Steroidal Module into WADA's Anti-Doping Administration & Management System (ADAMS).

The Steroidal Module tests urine samples to observe steroidal variables such as testosterone, and helps detect anabolic steroid abuse.

Like the Haematological Module, this new Module automates assessment of individual athlete profiles and alerts Anti-Doping Organizations (ADOs) to suspicious profiles that warrant further attention.

With the introduction of the Steroidal Module on January 1, 2014, ADOs will benefit from a harmonized process that allows information to be exchanged and recognized throughout the anti-doping community.

Testing Figures

For the first time, WADA published annual anti-doping testing figures entirely from ADAMS.

Released in July 2013, the 2012 Anti-Doping Testing Figures Report is the product of an enhanced data collection method that combined WADA-accredited laboratory and ADO testing data into a single report.

The 2012 Report incorporates all data from ADAMS, with a Testing Authority (TA) assigned to each result. These advances in data compilation have resulted in a greater level of detail.

The biggest limitation to the Testing Figures Report at present is that not all ADOs use ADAMS. Full adoption by the entire community would provide ADOs with access to multiple reporting functions, assist with test distribution planning, and give everyone in the anti-doping community a much better view of the current state of doping. For ADOs not yet using ADAMS, here's another major benefit that merits immediate action: ADAMS is available to you at no cost.

Outreach and Education Initiatives

Awareness is the first step toward building knowledge and understanding. WADA cannot stress enough the importance of education and training on the dangers of doping and the need to remove doping from sport.

WADA supported several outreach and education

programs in 2013, and I am pleased to include the following representative highlights.

The International Paralympic Committee (IPC) Swimming World Championships provided a showcase for WADA's Outreach Model and Say NO! to Doping (SNTD) campaign. Hundreds of athletes from across the paralympic swimming world interacted with anti-doping experts on a one-on-one basis and showed their support for the fair play message.

The Play True Generation program made appearances at the Nanjing 2013 Asian Youth Games and the 2013 Youth Parapan American Games, and education resources developed by WADA were used at the Olympic Council of Asia (OCA) Youth Camps and Fun Run + Learn Programs.

WADA made an important addition to its education program in 2013, completing development of a new eLearning tool for elite athletes. The Athlete Learning Program about Health & Anti-Doping (ALPHA) is based on the latest findings in social science research and learning technology. ALPHA aims to modify attitudes that influence an intention to dope. Deployment starts in 2014.

These events and activities remain among the most effective ways for WADA to engage with the anti-doping community, and to educate athletes and young people about the dangers of doping by focusing on the values of sport.

Five-Year Strategic Plan

2013 represents the midpoint of WADA's 2011-2016 Strategic Plan. Fulfillment of the Plan's eight Strategic Objectives remains on schedule. The Agency continues to align activities and resources according to associated outcomes, strategies and performance indicators.

WADA's Committee and Expert Group members contributed to progress made on this Plan, advising and providing guidance. Their work deserves our recognition and hearty thanks.

WADA MEMBERS

2013 WADA EXECUTIVE COMMITTEE

Chairman

Hon John FAHEY AC
Australia

Vice Chairman

Prof Arne LJUNGQVIST
International Olympic Committee
(IOC) Honorary Member,
President, IOC Medical Commission
Sweden

OLYMPIC MOVEMENT

IOC Representative

Francesco RICCI BITTI
President ITF (tennis)
Italy

Association of National Olympic Committees (ANOC) Representative

Craig REEDIE
IOC Member, IOC Vice President
United Kingdom

Association of Summer Olympic International Federations (ASOIF) Representative

Ugur ERDENER
IOC Member,
President WA (archery)
Turkey

SportAccord Representative

Gian Franco KASPER
IOC Member,
President FIS (ski)
Switzerland

IOC Athletes' Commission Representative

Beckie SCOTT
IOC Member,
IOC Athletes' Commission
Canada

PUBLIC AUTHORITIES

Europe Representative

Valérie FOURNEYRON
Minister of Sports, Youth,
Non-Formal Education and
Voluntary Organizations
France

Africa Representative

Fikile MBALULA
Minister of Sport and
Recreation
South Africa

The Americas Representative

Francisco BOZA
President, Americas Sports
Council (CADE)
Peru

Asia Representatives

Teru FUKUI
Minister in charge of Sports
Japan
(January-September)

Yoshitaka SAKURADA
Minister in charge of Sports
Japan
(October-December)

Oceania Representatives

Kate LUNDY
Minister for Sport
Australia
(January-June)

Don FARRELL
Minister for Sport
Australia
(July-September)

Peter DUTTON
Minister for Sport
Australia
(October-December)



WADA MEMBERS

2013 FOUNDATION BOARD

Chairman
Hon John FAHEY AC
Australia

Vice Chairman
Prof Arne LJUNGQVIST
Sweden

OLYMPIC MOVEMENT

IOC Representatives

Patrick BAUMANN
IOC Member,
Secretary General FIBA
(basketball)
Switzerland

Joseph BLATTER
IOC Member,
President FIFA (football)
Switzerland

Robin MITCHELL
IOC Member
Fiji

Richard W. POUND
IOC Member
Canada

ANOC Representatives

Patrick CHAMUNDA
IOC Member
Zambia

Eduardo Henrique DE ROSE
President, Pan-American
Sports Organization (PASO)
Medical Commission
Brazil

Andrey KRYUKOV
Executive Board Member,
Kazakhstan National
Olympic Committee
Republic of Kazakhstan

Craig REEDIE
United Kingdom

ASOIF Representatives

Tamas AJAN
IOC Member,
President IWF (weightlifting)
Hungary

Ugur ERDENER
Turkey

Francesco RICCI BITTI
Italy

SportAccord Representative

Gian Franco KASPER
Switzerland

Association of International Olympic Winter Sports Federations (AIOWF) Representative

Anders BESSEBERG
President IBU (biathlon)
Norway

IOC Athletes' Commission Representatives

Claudia BOKEL
IOC Member, Chair,
IOC Athletes' Commission
Germany

Kirsty COVENTRY
IOC Member,
IOC Athletes' Commission
Zimbabwe

Adam PENGILLY
IOC Member,
IOC Athletes' Commission
United Kingdom

Beckie SCOTT
Canada

International Paralympic Committee (IPC) Representative

Toni PASCUAL
Chairperson, IPC
Anti-Doping Committee
Spain

PUBLIC AUTHORITIES

Member States of the European Union Representatives

Leo VARADKAR
Minister for Transport,
Tourism & Sport
Ireland

Romain SCHNEIDER
Minister of Sports
Grand Duchy of Luxembourg

Alexander MESTRE
Secretary of State for
Youth and Sport
Portugal
(January-April)

Philippe MUYTERS
Flemish Minister for Finance,
Budget, Work, Town and
Country Planning and Sport
Belgium
(May-December)

Council of Europe Representatives

Gabriella BATTAINI-DRAGONI
Deputy Secretary General,
Council of Europe
Italy

Pavel KOLOBKOV
Deputy Minister of Sport
Russian Federation

Africa Representatives

Shaw KGATHI
Minister of Youth, Sport
and Culture
Botswana

El Amry FAROUK
Minister of State for Sport
Egypt
(January-June)

Taher Abou ZEID
Minister of State for Sport
Egypt
(July-December)

Vincent MERITON
Minister of Community
Development, Youth,
Sports and Culture
Seychelles

The Americas Representatives

Bal GOSAL
Minister of State (Sport)
Canada

Javier TEIJEIRA
President, Central American
and Caribbean Council of Sport
(CONCECADE)
Panama

Ernesto IRURUETA
President, South American
Sport Council (CONSUDE)
Uruguay

Edward JURITH
Senior Counsel,
Executive Office of the President,
ONDCP (Office of National Drug
Control Policy)
United States
(January-October)

Michael GOTTLIEB
National Program Director,
Executive Office of the President,
White House Drug Policy Office
United States
(November-December)

Asia Representatives

Duan SHIJIE
Vice Minister, State Sport
General Administration
China

Teru FUKUI
Japan
(January-September)

Yoshitaka SAKURADA
Japan
(October-December)

Dato' Ahmad Shabery CHEEK
Minister of Youth and Sport
Malaysia
(January-April)

Khairy Jamaluddin ABU BAKAR
Minister of Youth and Sport
Malaysia
(May-December)

Mohammed Saleh Al KONBAZ
President, Saudi Arabian
Anti-Doping Committee
Saudi Arabia

Oceania Representatives

Kate LUNDY
Australia
(January-June)

Don FARRELL
Australia
(July-September)

Peter DUTTON
Australia
(October-December)

Murray McCULLY
Minister for Sport
and Recreation
New Zealand



THE CODE

Adopted by the Sport Movement and governments in 2003, the World Anti-Doping Code has since served as the core document harmonizing anti-doping regulations across sports and countries worldwide, working alongside the five International Standards that are mandatory for all signatories.

The World Anti-Doping Code (Code) is a living document, and WADA ensures it evolves regularly by engaging in extensive consultation and thorough review of the Code and International Standards (IS) on a periodic basis.

Code Review Process

In November 2011, WADA initiated a 2015 Code and IS Review Process similar to that used in the development of the 2003 and 2009 Codes.

The Review Process included three Code Consultation Phases. The second and third Consultation Phases included a review of four of the five IS: Testing and Investigations (ISTI), Laboratories (ISL), Therapeutic Use Exemptions (ISTUE), and Protection of Privacy and Personal Information (ISPPPI).

During this time, the Code Drafting Team participated in face-to-face meetings and conference calls with stakeholders worldwide to discuss the Code and IS.

WADACONnect, a new online tool, facilitated submission of stakeholder comments. A “Code Consultation Process” section on WADA’s Web site acted as a central repository for all related documentation and decisions, with amended versions of the Code and IS drafts posted following each Consultation Phase.

WADA received 314 separate submissions recommending 4,000 changes to the 2009 Code. The final 2015 Code includes more than 2,000 of those recommended changes.

World Conference on Doping in Sport

The 2013 World Conference on Doping in Sport represented the close of the two-year Review Process. More than 1,000 leading figures from the global anti-doping community met November 12-15 in Johannesburg, South Africa, to finalize the 2015 Code and related IS.

During separate Code Review sessions, Conference participants from the Sport

Movement and Public Authorities delivered their interventions. Speakers reiterated their overwhelming support for the principles of the revised Code. Individual sessions were devoted to the four IS under review. All Standards were endorsed, with one change made to the ISL regarding long-term sample storage.

WADA's Foundation Board approved the Code and the Executive Committee approved the IS on November 15, the final day of the Conference.

Adoption of the Johannesburg Declaration by all participants signified the renewed commitment of government and sport to protect the rights of clean athletes.

Following implementation by signatories, the revised Code and IS take effect on January 1, 2015.

Fairer, Smarter, Clearer

The majority of changes reflected in the 2015 Code amendments fall under these seven themes:

- 01** Longer periods of ineligibility for real cheats and more flexibility in sanctioning in other specific circumstances.
- 02** Consideration of the principles of proportionality and human rights.
- 03** Increased importance of investigations and the use of intelligence in the fight against doping.
- 04** Better reach to address athlete support personnel involved in doping.
- 05** Emphasis on smart test distribution planning, smart menus for sample analysis.
- 06** Clarity and equality in balancing the interests of International Federations (IFs) and National Anti-Doping Organizations (NADOs).
- 07** Clearer, shorter Code.



Implementation, Compliance and Monitoring

WADA is responsible for monitoring Code implementation and reporting stakeholder compliance. One way WADA achieves this is by closely monitoring doping cases and exercising its right of appeal to the Court of Arbitration for Sport (CAS) for cases under the jurisdiction of organizations that have implemented the Code.

WADA is also responsible for communicating the changes taking place. Athletes, Anti-Doping Organizations (ADOs), support personnel, governments, CAS, WADA-accredited laboratories, and the media are to be educated on what the new rules mean.

The anti-doping community is responsible for ensuring all Code rules are accurately administered and fully in place. WADA will assist and guide signatories through a series of steps aimed at adopting the rules required to become Code compliant.

As part of this guidance role, WADA will publish a set of Model Rules in 2014 to help signatories draft rules and amend clauses in line with the revised Code. WADA will provide Technical Documents (TDs) and a set of IS Guidelines to assist ADOs implement ISTI, ISL, ISTUE, and ISPPPI changes. WADA will also produce materials to help athletes understand the Code and what it means for them.

The 2015 Code includes several recommendations made in a May 2013 Ad Hoc Working Group report on the ineffectiveness of testing programs. A significant amount of work was undertaken in 2013 in response to the report, including issues the Agency addressed from a management perspective.

WADA's Foundation Board will meet in 2014 to determine key plans relating to Code implementation and Compliance reporting.

CODE MONITORING

Doping Sanctions

As outlined in the World Anti-Doping Code (Code), WADA exercises its right of appeal whenever sanctions are not in line with the Code. In 2013, WADA was notified of and reviewed 2,207 decisions, 20 of which were appealed.

By year end, of the 20 sanction decisions appealed by WADA:

- **7** were still pending with the Court of Arbitration for Sport (CAS).
- **5** were upheld by the CAS.
- **4** were pending with a national appeals body.
- **3** were upheld or partially upheld by a national appeals body.
- **1** was pending before a national federation's appeals body.

Furthermore, of the 2,207 decisions received by WADA in 2013, 28 resulted from appeals filed by WADA in 2012.

- **15** were upheld or partially upheld by the CAS.
- **1** was dismissed by the CAS.
- **8** were upheld or partially upheld by a national appeals body.
- **4** were dismissed by a national appeals body.

UNESCO

Providing an International Legal Framework for Code Recognition

The UNESCO International Convention against Doping in Sport (Convention) had four new countries ratify in 2013: Iraq, Syrian Arab Republic, Tuvalu, and Congo. As of December 31, 2013, 176 countries have become States Parties to the Convention since the first ratification by Sweden in 2005.

The 19 UNESCO Member States yet to ratify the Convention have less developed anti-doping programs and generally face very difficult political, economic or civil challenges. Predominantly from the African and Asian regions, many are Regional Anti-Doping Organization (RADO) member countries that receive support from WADA via RADO expertise and capacity development.

Convention Implementation and Monitoring

The fourth Session of the Conference of Parties (COP) took place September 19-20 at UNESCO's Paris headquarters. The 2013 Session attracted 260 participants, with representation of 100 States Parties. WADA attended in its official role as a COP Advisory body.

WADA's Director General David Howman reported on the Agency's activities, as required under Article 30 1 (i), of the Convention. Speaking on behalf of WADA's President John Fahey, French Sports Minister and WADA Executive Committee member Valérie Fourneyron stressed the

need for further collaboration efforts, noting anti-doping is now a 'team sport,' with the Sport Movement, pharmaceutical sector, public sector, law enforcement, and anti-doping experts all playing a part.¹

Participants agreed to strengthen cooperation between UNESCO, WADA and the Council of Europe (CoE) to harmonize anti-doping regulations and rules to halt trafficking of illegal substances. They concluded the fight against doping cannot only depend on testing of athletes, but increasingly has to rely on information sharing and law enforcement.

Investing in Clean Sport

The UNESCO Fund for the Elimination of Doping in Sport (Voluntary Fund) helps governments of States Parties develop or implement effective anti-doping programs in the areas of education, policy advice and capacity development.

Approximately \$858,000 was distributed among 40 projects in 2013, and an estimated \$3 million is available for disbursement.

Applications for projects that enhance the capacity of least developed or low income States Parties are strongly encouraged and given funding priority.

WADA, along with RADOs, continued to actively promote applications to the Fund, working closely with the UNESCO Secretariat.

The Fund continues to act as an incentive for countries that have not yet ratified the UNESCO Convention, as ratification is a condition of eligibility.

¹ Conference of Parties to the International Convention against Doping in Sport, ICDS/4CP/10, Sept. 27, 2013, Oral Report of the Conference of Parties 2013.

INVESTIGATIONS

Under WADA'S leadership, a more strategic, comprehensive approach to protecting clean sport has emerged.

This approach takes the traditional anti-doping model (testing, research and education) and incorporates an investigative process.

WADA explores progressive, systematic and timely methods to identify new doping trends and substances. The Agency also seeks ways to leverage technology to collect, store, analyze, and share intelligence more efficiently within the anti-doping community.

Throughout 2013, WADA established and bridged partnerships between various National Anti-Doping Organizations (NADOs) for the purpose of intelligence sharing and conducting collaborative doping investigations. When requested and required, WADA provided assistance in supporting these investigations.

The U.S. Anti-Doping Agency (USADA) continued to work closely with WADA and other national anti-doping agencies in its investigation of the U.S. Postal Service Pro Cycling Team.

WADA publicly commended USADA for the highly professional manner in which the NADO exposed systematic cheating of athletes. To echo Lone Hansen, CEO of Anti Doping Denmark (ADD), "The investigations of doping cases have improved very much recently, and this case is an excellent example of the implications of the work initiated by USADA's investigation."

Throughout 2013, WADA established and bridged partnerships between various NADOs for the purpose of intelligence sharing and conducting collaborative doping investigations.

Additionally, WADA continued to build closer working relationships and coordinate intelligence sharing between the anti-doping community and global law enforcement agencies. Through these relationships and partnerships, investigative strategies have been developed and deployed targeting international performance enhancing drug (PED) traffickers and the athletes using these doping substances.

WADA maintains Memorandums of Understanding (MoUs) with INTERPOL and the World Customs Organization (WCO). The primary focus of the MoUs is to facilitate exchange of information and expertise to thwart doping and trafficking of doping substances. Working in concert, WADA,

WCO and INTERPOL encourage international law enforcement efforts to dismantle PED trafficking organizations.

The 2015 World Anti-Doping Code (Code) addresses the reality that intelligence sharing and non-analytical investigations must play a greater role in the activities of the world's Anti-Doping Organizations (ADOs). The 2015 Code outlines stakeholder roles, responsibilities and expectations, and underscores the importance of cooperation between governments and stakeholders

investigating anti-doping rule violations (ADRVs). Under the new Code, the statute of limitations on ADRVs increases from eight to 10 years.

The 2015 Code gives WADA the right, in exceptional circumstances, to conduct its own tests where problems have been brought to the attention of the relevant ADO and not satisfactorily addressed.

Approved by WADA's Foundation Board at the November 2013 World Conference on Doping in Sport, the new Code takes effect January 1, 2015.



Working in concert, WADA, WCO and INTERPOL encourage international law enforcement efforts to dismantle PED trafficking organizations.

ADAMS

As a World Anti-Doping Code responsibility, WADA provides a central clearinghouse for doping control testing data and results management decisions.

Doping Control Information Clearinghouse

WADA's Anti-Doping Administration & Management System (ADAMS) allows stakeholders to share anti-doping information and activities in a single, secure Web-based system. ADAMS is free to use and accessible worldwide.

Anti-Doping Organizations (ADOs) use ADAMS to manage their individual in- and out-of-competition doping control programs. ADOs order tests and manage results. Athletes and appointed team officials provide whereabouts information virtually anytime, anywhere. Major Event Organizers (MEOs) perform in-competition testing programs at their events.

2013 Milestones

ADAMS Version 3.5

The December release of Version 3.5 included key updates responding to stakeholder feedback. The upgrade improved system functionality and included the achievements listed below.

Athlete Biological Passport (ABP)

The new Steroidal Module integrated into ADAMS in late 2013 for January 2014 launch greatly enhances the effectiveness of ADO testing programs using ADAMS by automating the assessment of individual athlete steroid profiles.

Whereabouts Mobile Application

The ADAMS Whereabouts iPhone Application was well received by users. The free new app addresses athletes' shared need for greater mobility in whereabouts reporting.



Using their smartphone, athletes can enter, check and change their whereabouts details any time with a few clicks. Mobile notifications help athletes remember their obligations to submit whereabouts and relevant deadlines.

An Android version was in development for release in early 2014.

MEOs

Numerous MEOs used ADAMS and benefitted from WADA's training for future event implementation. Events to use ADAMS included the Mersin XVIIth Mediterranean Games and the I South American Youth Games Lima 2013. Improvements were also made in ADAMS to optimize its use at the Winter Olympic and Paralympic Games in Sochi.

Language Interface

With the addition of Hungarian, Polish and Serbian, ADAMS is now available in 18 languages.

2013 USAGE

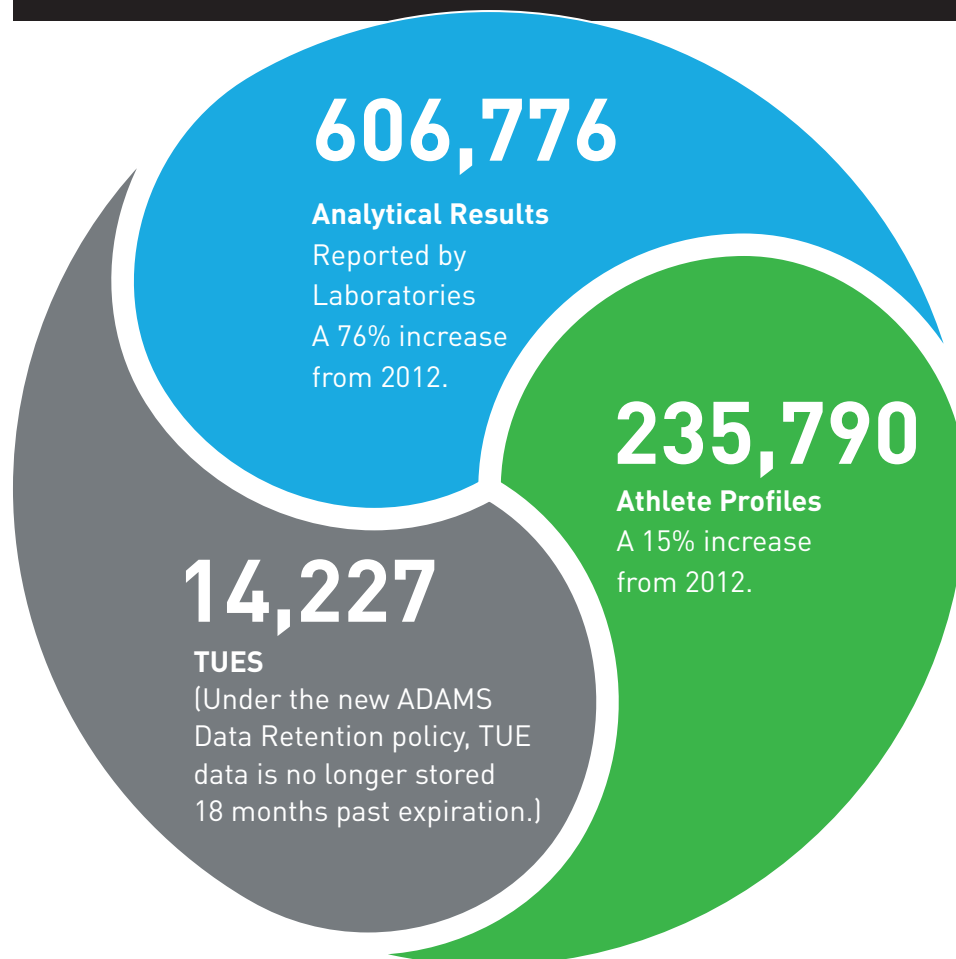
ADAMS usage and data volume continued to increase. At year end, 95 International Federations (IFs) and 92 National/Regional Anti-Doping Organizations (NADOs/RADOs) were using ADAMS Version 3.5.

WADA-accredited laboratories reported both their External Quality Assessment Scheme (EQAS) results and analytical findings through ADAMS.

ONGOING ENHANCEMENT

World Anti-Doping Code (Code): Planning began in early 2013 to address the changes required in ADAMS to reflect the 2015 Code and International Standards (IS). Development resources were allocated and specifications completed for release in 2014.

ADAMS DATA REPOSITORY



As of December 2013

COMMUNICATIONS

2013 provided WADA with several opportunities to connect with stakeholders and media worldwide.

WADA delivered anti-doping messages over multiple media channels, leveraging ongoing events, activities and initiatives to communicate the issue of doping in sport.

Social Media, particularly Twitter, provided an effective way to engage with media, stakeholders and the general public in real-time on anti-doping matters. At year end, WADA had a 10,000-plus Twitter following.

World Conference on Doping in Sport

The World Conference on Doping in Sport was known as *the* anti-doping event in 2013, the occasion that would determine the future of anti-doping in sport and confirm WADA's new President.

The November Conference was preceded by the final Consultation Phases of the World Anti-Doping Code (Code) and accompanying International Standards (IS). WADA's internal and external communications efforts easily doubled, given the volume of information that needed to be shared to keep all stakeholders informed and involved throughout 2013.

Athlete Relations

WADA's Athlete Committee consists of elite international athletes who provide WADA with insight and feedback on athletes' roles and responsibilities related to anti-doping.

The Committee met twice in 2013. Discussion centered on the Code Review Process, with members very firm in their call for stronger sanctions for serious doping violations. Several shared their experiences and views during the World Conference Public Authority and Sport Movement Perspective sessions.

Outreach Program and Model

Three major sport events hosted WADA's Outreach Program in 2013:

- **The World Games** in Cali, Colombia (July 25 - August 4)
- **IPC Swimming World Championships** in Montreal (August 12 - 18)
- **Francophone Games** in Nice (September 6 - 15)

A significant number of athletes and support personnel interacted with WADA's Outreach Team during the two Games and learned about the dangers of doping through WADA's Play True Quiz.

The Outreach Program at the International Paralympic Committee (IPC) Swimming World Championships featured WADA's Say NO! to Doping (SNTD) awareness campaign. For the August 13 "SNTD Day," athletes demonstrated their commitment to clean, honest sport by wearing SNTD swimming caps and temporary tattoos of SNTD and IPC logos. Athletes tested

their anti-doping knowledge with WADA's Play True Quiz, and a social media competition provided spectators with the opportunity to win signed caps worn by Paralympic Swimming Champions.

A WADA-IPC Say NO! to Doping Day video showcases this successful SNTD partnership and WADA's Outreach Model. The video explains how Anti-Doping Organizations (ADOs) can use the tools available in the Outreach Model to create and deliver an awareness program that not only reaches athletes, but also their entourage, fans and media.

Media Relations

WADA held a successful 2013 Media Symposium in London. More than 50 media and anti-doping communications staff registered for the February event. The Agency's President John Fahey and the Director General David Howman spoke, and each gave more than 30 one-on-one interviews.

WADA issued a significant number of articles, press releases and editorials in 2013 to keep the issue of doping in sport in view. Media continue to play a part in publicizing doping-related matters, with journalists supplementing WADA's role as a voice to the public. WADA regards maintaining a dialogue with the press worldwide as paramount to keeping them engaged and well informed.

Easy to Set Up and Implement: more than 110 stakeholders have signed up for WADA's Say NO! to Doping no-cost Starter Kit.



SCIENCE AND RESEARCH

List of Prohibited Substances and Methods

WADA's annual preparation and publishing of the List of Prohibited Substances and Methods (List) spans from January to September, and is a highly consultative process that involves field experts and numerous stakeholders worldwide.

In April 2013, WADA's List Expert Group shared a consultation draft with stakeholders, who were invited to make submissions. A revised draft was submitted for review to WADA's Health, Medical and Research Committee (HMRC) in August, with the final 2014 List approved by WADA's Executive Committee and published on the Agency's Web site in September.

Accredited Anti-Doping Laboratories

WADA oversees the accreditation and re-accreditation of anti-doping laboratories worldwide. The Agency monitored a network of 33 WADA-accredited laboratories and three WADA-approved laboratories (exclusively for the Athlete Biological Passport's [ABP's] Haematological Module), using a rigorous external quality assessment scheme.

In August 2013, WADA revoked the accreditation of the Rio de Janeiro Doping Control Laboratory. The facility is no longer authorized to test doping control samples on behalf of WADA or any testing authority. The Laboratory expressed interest in regaining its accreditation prior to the Rio 2016 Olympic Games.

The Mexico City Anti-Doping laboratory obtained full accreditation status in June 2013.

In March 2013, the Japan Chemical Analysis Center (JCAC) in Tokyo gained WADA approval to

provide mobile blood variable testing services to the Japan Anti-Doping Agency (JADA).

The Ankara, Turkey, laboratory progressed to the probationary phase of accreditation, whereas the Doha, Qatar, candidate laboratory advanced toward admission into the probationary phase. Preparation of the Buenos Aires candidate laboratory for the probationary phase of accreditation was temporarily suspended, and discussion with Argentinian authorities on a future laboratory continues. The Cairo laboratory received candidate status. Several other countries and individual laboratories also expressed interest in joining the network of WADA-accredited laboratories.

WADA conducted four site visits to the Anti-Doping Center in Moscow and three site visits to the Sochi Anti-Doping Laboratory to monitor their progress in preparation for the 2014 Sochi Winter Olympic and Paralympic Games.

WADA and the International Laboratory Accreditation Cooperation (ILAC) renewed their Memorandum of Understanding (MoU) during the November 2013 World Conference on Doping in Sport, reinforcing a mutual commitment to support and enhance the quality of anti-doping laboratories.

Laboratory Network Strategy

In September 2013, WADA published a global laboratory network strategy for the near term. Executive Committee recommendations included restricting the number of WADA-accredited laboratories to 40 for the next five years, with future approval of new laboratories based on the needs identified in each particular region of the world. Use of existing laboratories for major events was supported and cooperation amongst WADA anti-doping laboratories encouraged, in particular for conducting specific analyses that require costly or high-technology equipment.

Scientific Research

WADA's Scientific Research Program received 103 research project proposals in 2013, originating from 30 countries across five continents.



Four priority research themes were proposed for 2013:

- Detection of Prohibited Substances/Methods: methodologies in analytical chemistry;
- Detection of Prohibited Substances/Methods: affinity-binding and biochemical methodologies;
- Detection/Identification of novel doping trends; and
- Pharmacological studies on doping substances/methods.

Twenty-nine projects totaling \$3.4 million were selected for funding, bringing WADA's cumulative commitment to scientific research since 2001 to more than \$60 million.

Science Symposium

Leading experts in the fields of gene therapy and anti-doping joined WADA in Beijing for the June 2013 Gene and Cell Doping Symposium.

Symposium participants reviewed the recent progress made by international research teams in the detection of gene doping in sports. WADA's fourth Science Symposium dedicated to this topic since 2002 was also the first to dedicate a session to cell therapy and doping.

MEDICAL

Therapeutic Use Exemptions

Due to illness or medical condition, an athlete may seek the use of medications or treatments identified on WADA's Prohibited List. A Therapeutic Use Exemption (TUE) may be granted to the athlete under well-defined, restricted conditions. The TUE enables the athlete to take the necessary medication while competing in sport events, without resulting in a doping offence.

The International Standard for TUEs (ISTUE) provides a harmonized process for sports and countries for the granting of TUEs. As part of its monitoring role, WADA reviews TUEs granted to athletes by Anti-Doping Organizations (ADOs) using WADA's Anti-Doping Administration & Management System (ADAMS), an intelligent screening process that examines substance, routes of administration, TUE duration, and other factors.

In 2013, further work was done to update and add new TUE Physician Guidelines, a set of reference documents that have proven invaluable to TUE Committees (TUECs) in the TUE review and decision process.

WADA also continued to guide athletes, International Foundations (IFs), National Anti-Doping Organizations (NADOs) and Regional Anti-Doping Organizations (RADOs) regarding medical and TUE questions.

Athlete Biological Passport

WADA's Athlete Biological Passport (ABP) Program has been successfully implemented into the anti-doping strategies of numerous IF and NADO programs, resulting in countless

A new ABP Steroidal Module, integrated into ADAMS in 2013, provides a means to determine steroid abuse through urine sampling.

targeted Adverse Analytical Findings (AAFs) and many direct anti-doping rule violations (ADRVs).

The ABP uses an athlete's own biomarkers or biological variables as the reference point versus population values. Regular monitoring of these biomarkers provides a longitudinal profile with individual reference values, which can indirectly reveal the effects of doping. The ABP complements traditional direct detection methods to further refine and strengthen overall anti-doping strategies.

A new ABP Steroidal Module was integrated into ADAMS in 2013 in preparation for a January 2014 launch. As steroidal profiles are automatically calculated in urine samples, all athletes with doping control files entered into ADAMS will have an ABP Passport.

The Steroidal Module joins the Haematological Module, which was integrated into ADAMS' ABP functionality in 2012 and provides a means to determine steroid abuse through urine sampling.

The advent of the Steroid Module and continued refinement of the Haematological Module will benefit ADOs as they develop strategic, more cost-efficient anti-doping programs.

ABP Operating Guidelines and related Technical Documents (TDs) were revised to reflect the Steroidal Module functioning and operations, and to provide guidance on optimal implementation. This included a new TD on the Measurement and Reporting of Endogenous Anabolic Androgenic Steroids for Laboratories.


Anti-Doping Community Events

WADA contributed to and participated in various training and information events, including the 2013 International Anti-Doping Seminar in Asia, held January 25-26 in Tokyo.

The two-day Seminar was organized by the Japanese Anti-Doping Agency (JADA) in partnership with WADA and supported by the Japanese Government's Ministry of Education, Culture, Sports, Science and Technology (MEXT).

The event featured workshops on TUE topics, with a session on the ABP. Representatives from 27 countries participated, including NADOs and all Asian RADOs.

WADA also presented an ABP update at the March 2013 Symposium for ADOs in Lausanne.



EDUCATION

WADA developed and implemented new education programs in 2013, and saw increased interest in existing programs.

The Agency continued to form effective partnerships to ensure stakeholders include values-based education in their anti-doping activities.

Youth Programs

WADA partnered with the Olympic Council of Asia (OCA) in 2013 to provide anti-doping education at both their OCA Youth Camps and Fun Run + Learn Programs. Regional Anti-Doping Organization (RADO) staff used WADA-developed education resources to deliver training in their respective regions. Programs were held in Afghanistan, Cambodia, Tajikistan, Thailand, and Vietnam.

WADA's Play True Generation Program was present at the Nanjing 2013 Asian Youth Games and at the 2013 Youth Parapan American Games in Buenos Aires.

The Caribbean and Africa Zone VI RADOs each held a December training session on how countries can develop and implement practical education plans. More than 35 countries participated in the two RADO sessions.

WADA was selected to set the creative brief for the Young Lions Cyber Competition in Cannes, June 17-19. Thirty-five teams, each composed of a copywriter and Web designer age 28 or younger, had 24 hours to create an online campaign.

Teams were asked to base their creative work on WADA's Play True Generation Program, with the target of the campaign a global audience of athletes and youth under the age of 19 who have an interest in sports.

Cannes Young Lions attracts the industry's brightest young talent from around the world. WADA received all creative materials produced by the competition for use in a future Play True communication strategy.

Education Partnerships

The University anti-doping eTextbook was completed in 2013 in cooperation with the International University Sports Federation (FISU) and the Gwangju 2015 Universiade Organizing Committee. Piloting and implementation in FISU's university network commences in 2014.

The integrated eTextbook and teaching material provide a "model curriculum" in the form of presentations, case studies, activities, fact sheets, and suggested reading. The objectives are to raise social awareness among first year university students of the fight against doping in sport, and to educate future practitioners, athletes, coaches and all leaders of sport, on

the dangers of doping in sport and their role in promoting clean sport.

WADA partnered with the International Olympic Committee (IOC), International Paralympic Committee (IPC), UNESCO, the International Council for Sport Science and Physical Education (ICSSPE), and the International Fair Play Committee (IFPC) in 2013 to combine the organizations' anti-doping messages into a single education resource.

A Memorandum of Understanding (MoU) signed with the Olympafrica International Foundation in October 2013 provides WADA the opportunity to work with Olympafrica Center Directors from 12 regional training centers located throughout Africa on delivery of anti-doping messages to youth, coaches and elite athletes.

The Foundation program promotes social development through sport. Centers are self-managed by local populations and have facilities for sporting, cultural, economic, and educational activities.

Social Science Research

In September 2013, WADA's Executive Committee approved the Education Committee recommendation that the Social Science Research Grant Program take a more targeted approach to project funding.

Assisted by WADA, the Education Committee will identify annually specific areas for research based on the global community's needs. Program funding remains unchanged.

Elite Athletes

WADA continued development in 2013 of an eLearning anti-doping education program targeted to elite athletes. The Athlete Learning Program about Health & Anti-Doping (ALPHA) represents the shared expertise of leading

psychologists, behavioral scientists, education technologists, eLearning specialists, and prevention specialists.

ALPHA takes a fresh approach to anti-doping education by addressing how an athlete's attitudes shape his or her intentions, and ultimately determine doping or anti-doping behaviors. The Program consists of eight sessions and includes a pre-and post-test Attitude Survey. ALPHA deployment begins in 2014.

Coaches

The CoachTrue Elite and Recreational online learning tools assist ADOs, coaching associations and universities in providing anti-doping education to coaches.

As of December 31, 2013, 172 countries and 86 sports were represented by more than 2,800 registered CoachTrue users.

WADA continued to partner with the International Council for Coaching Excellence (ICCE) to incorporate materials from the Coach's Tool Kit and CoachTrue Program into the Council's coaching framework. WADA attended the ICCE's September 2013 launch and working group meeting in Durban, South Africa.



ANTI-DOPING COMMUNITY

WADA'S March 2013 Symposium for Anti-Doping Organizations (ADOs) attracted a record 310 participants.

Attendees included representatives from International Federations (IFs), National Anti-Doping Organizations (NADOs), Regional Anti-Doping Organizations (RADOs), and Major Event Organizations (MEOs).

The theme of the two-day Symposium, "Ten Years of the World Anti-Doping Code (Code), Ten Years into the Future – The Need for New Strategies to Enhance the Fight against Doping," provided a great opportunity for anti-doping practitioners to discuss the 2015 Code and International Standards (IS) Review Process, and confer on strategies to effectively protect clean athletes as anti-doping challenges become more sophisticated.

International Federations

WADA's European Regional Office in Lausanne provides an integrated, coordinated approach to help IFs further improve their anti-doping programs based on their individual situations and needs.

The IF Relations Team also assists the SportAccord Doping-Free Sport Unit (DFSU) on matters relevant to IFs.

WADA played an active role at the May 2013 SportAccord Convention in St. Petersburg, Russia. Individual meetings were held with numerous IFs, and a Code Drafting Team delegation consulted with IF representatives and other members of the Olympic Movement

to discuss the 2015 Code and related IS. The Agency also participated in the November 2013 IF Forum in Lausanne.

Lausanne also hosted two other significant events. In January, WADA held a workshop with 22 experts from law enforcement, public authorities, IFs, and NADOs to discuss the importance of closer collaboration between ADOs and law enforcement to better protect clean athletes by not only targeting cheating athletes, but also their entourage.

In September, representatives from WADA, the International Olympic Committee (IOC) and the seven Winter Olympic IFs met to discuss ways and means of ensuring effective IF anti-doping programs and to coordinate efforts in the lead-up to the Sochi 2014 Olympic Games.

National Anti-Doping Organizations

Several NADOs in larger countries received program development assistance from WADA in 2013, including Brazil, Belarus, Egypt, India, Nigeria, Russia, and Turkey.

Anti-Doping Norway celebrated its 10th anniversary by hosting the NADO International Cooperation Program Symposium in Oslo. The June 2013 Symposium focused on empowering well-developed NADOs to assist NADOs in need. WADA leadership delivered keynote speeches, with his Majesty King Harald V and top members of the global anti-doping community in attendance. The key outcome of the symposium was the development of a model guideline to facilitate NADO-to-NADO cooperation.

WADA continued to work closely with the Institute of National Anti-Doping Organizations (iNADO) to strengthen ties between iNADO members and WADA. During the 2015 Code Review Process, iNADO was instrumental in collecting comments from their members to enhance the Code and IS. iNADO received a grant from WADA in 2013 to assist with operational expenses.

In June 2013, WADA met with the U.S. Anti-Doping Agency (USADA) to develop a plan to advance the Paperless Doping Control Form and its interconnectivity to WADA's Anti-Doping Administration & Management System (ADAMS).

Regional Anti-Doping Organizations

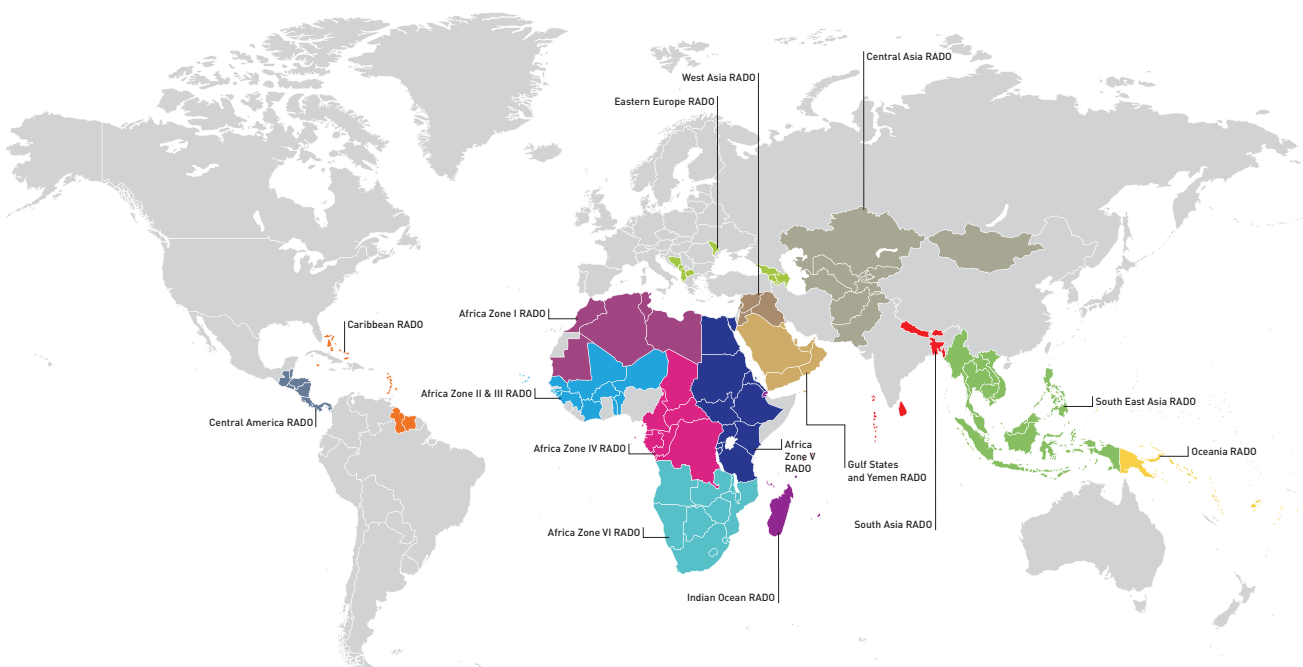
RADOs continued to provide an effective mechanism for WADA to assist smaller and less developed countries. In 2013, WADA worked directly with 123 countries through a network of 15 RADOs: Africa (six), Asia (five), Americas (two), Oceania (one), and Europe (one). The concept of sharing human and financial resources among countries continues to lessen

Several NADOs in larger countries received program development assistance from WADA in 2013, including Brazil, Belarus, Egypt, India, Nigeria, Russia, and Turkey.

the burden on National Olympic Committees (NOCs) and Governments.

WADA provided additional assistance to RADOs through grants for the employment of full-time RADO staff. RADOs that received these staffing grants included Africa Zone V, Africa Zone VI, West Asia, South Asia, Central Asia, Caribbean, and Central America.

MAP OF RADOS 15 LOCATIONS



2013 was the first year, WADA provided Testing Grants to all RADOs. A total of 416 tests were conducted by RADOs with this support (an additional 136 tests were conducted through non-Testing Grant support from WADA). Increased testing activity is expected for 2014.

The RADO Ad Hoc Advisory Group met in Lausanne prior to WADA's March ADO Symposium. The Advisory Group evaluated the RADO Program and discussed future development and recommendations.

The Japanese Government's Ministry of Education, Culture, Sports, Science and Technology (MEXT) continued to support Asian RADOs. MEXT contributed \$153,281 in 2013 to assist RADO development in Asia.

Anti-Doping Norway, through the support of the Norwegian government and in partnership with the Chinese Anti-Doping Agency (CHINADA) and WADA, offered support for the development of

RADOs continued to provide an effective mechanism for WADA to assist smaller and less developed countries .

anti-doping activities in Kenya and for the Africa Zone V RADO.

The Australian Government continued to provide financial support for staffing and education programs for the Oceania RADO in 2013.



INDEPENDENT OBSERVERS

WADA'S Independent Observer Program verifies that appropriate anti-doping procedures are followed at major sport events.

The Independent Observers Program (IO) monitors all anti-doping program components.

IO Missions ensure that doping control procedures are fair, unbiased and comply with the World Anti-Doping Code (Code). These measures strengthen athlete and public confidence in the doping control program in place leading up to and during the sport event.

IO Missions were conducted at the 2013 Mersin XVIIth Mediterranean Games in Turkey, and at The World Games 2013 in Cali, Colombia.

Both programs followed a system of audit and evaluation, whereby any procedural non-conformity was readily identified and the event organizers advised at daily meetings with the IO Chair.

This allowed for corrections or improvements during the event. A full report was published for the Mediterranean Games.

The IO Program at The World Games took an additional step, providing extra advance preparation assistance to The World Games and local Colombian event organizers. The approach was implemented in the spirit of achieving better practice anti-doping programs at major events.

WADA's IO Program has monitored the anti-doping programs of more than 40 major events since its launch at the Sydney 2000 Summer Olympic Games.

IO Missions were conducted at the 2013 Mediterranean Games in Turkey, and at The World Games in Cali, Colombia.



TESTING

WADA traditionally publishes annual testing figures that report analyses performed by WADA-accredited laboratories.

Anti-Doping Testing Figures Report

In July 2013, for the first time, WADA published a set of annual testing figures compiled entirely from the Anti-Doping Administration & Management System (ADAMS), the System through which all WADA-accredited laboratories report their positive and negative findings.

ADAMS' advanced method of data compilation and collation eliminates the necessity for separate Testing Figures Reports. The new reporting method combines laboratory and Anti-Doping Organizations' (ADOs) testing data in urine, blood and Athlete Biological Passport (ABP) samples, and allows for the most transparent reflection of the global state of anti-doping testing to date.

The 2012 Anti-Doping Testing Figures Report profiles the year, providing an integrated view of data by:

- Laboratory
- Substance
- Sport
- Testing Authority
- Sport and Testing Authority
- ABP.

Report figures include all analyses of in- and out-of-competition testing conducted by 33

In 2013, for the first time, WADA published a set of annual testing figures compiled entirely from ADAMS.

WADA-accredited laboratories.¹ These figures are associated with the major sport categories.

The 2012 Report also features expanded blood data, including the number of blood samples analyzed by the laboratories, the tests conducted and the sports involved. This data has been particularly useful for ABP purposes.

As use of ADAMS is not adopted by all ADOs, the Anti-Doping Testing Figures Report cannot yet provide a full picture of the number of anti-doping rule violations (ADRVs) or anti-doping sanctions.

With the full adoption of ADAMS by ADOs, the sporting community would have a transparent means for tracking results all the way from collection to sanction, while respecting confidentiality. A complete analysis of data would be available, including linking Adverse Analytical Findings (AAFs) to Therapeutic Use Exemptions (TUEs) and sanctioned cases. ADAMS is available to all ADOs at no cost.

¹ Not all 33 WADA-accredited laboratories were active for the entire testing timeframe.

WADA

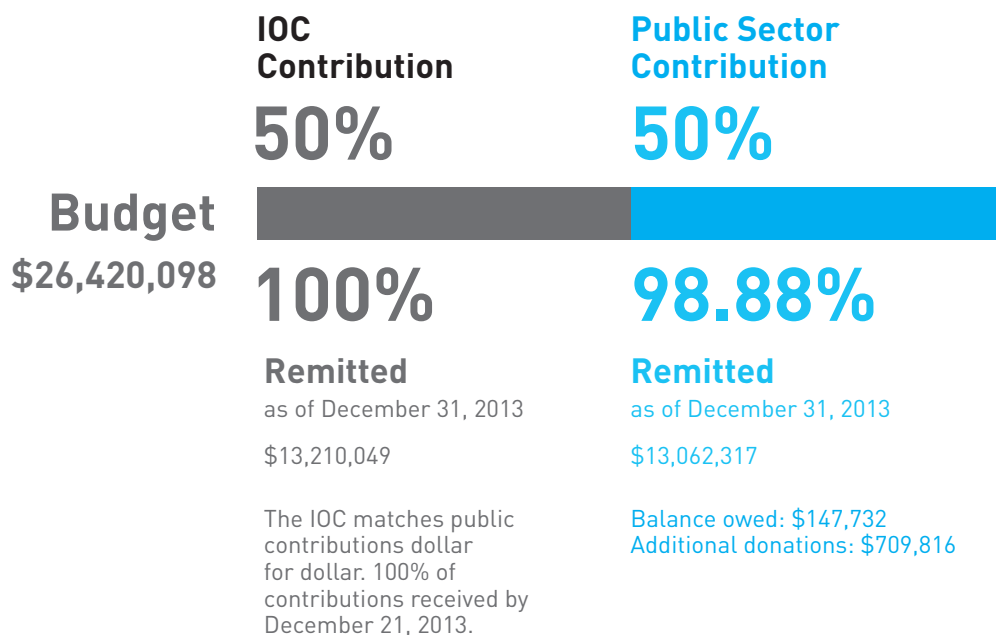
2013 financial overview

2013 FINANCE OVERVIEW

The 2013 financial year saw WADA receive the lowest amount of contributions since 2009. WADA received 98.88 percent of its budgeted public authority contributions by December 31, 2013, compared to 99.56 percent in 2012, the Agency's highest collection year to date.

WADA also received the annual \$1.7 million¹ grant from the Canadian Government for hosting the Agency in Montreal. Extra grants from other countries and organizations totalled \$709,816, the highest level of additional grants received from voluntary contributions. WADA is grateful for the support received from its stakeholders.

Annual accounts show an excess of expenses over income of \$151,433, which is 36 percent lower than the budgeted deficit. This was due to the additional contributions received from voluntary sources and the strengthening of the US dollar against the Canadian dollar, which contributed positively to the running costs of the Montreal headquarters.



¹All amounts in this annual report are in U.S. dollars unless otherwise indicated.

Capital expenditure of \$3.2 million was incurred in 2013. Investments were in the development of the new Web site (set for release in mid-2014), the Anti-Doping Results Questionnaire (ADRQ), and the Athlete Learning Program about Health & Anti-Doping (ALPHA). The Anti-Doping Administration & Management System (ADAMS) remains a priority for WADA, and 2013 saw the development of ADAMS mobile applications, the Steroidal Module of the Athlete Biological Passport (ABP) and other system enhancements in preparation for the 2014 Winter Olympic and Paralympic Games.

Income from investments continued to decline in 2013. The decline of 20 percent over 2012, or 12 percent lower than budget, was due to prolonged low interest rates in the market and WADA's depleting reserves for additional investments. WADA's conservative investment policy of not investing funds in speculative financial products also contributed to the low income from investments.

Litigation costs were again maintained at budgeted levels in 2013.


The Fourth World Conference on Doping in Sport, held November 12-15 in Johannesburg, South Africa, marked the adoption of the 2015 World Anti-Doping Code (Code) and four accompanying International Standards. The Conference was a very successful event, with costs coming in at budgeted levels due to the contribution of its South African hosts.

The two-year Code Review exercise was highly effective, with costs of the 2013 Consultation Phases running slightly above budget.

The overall financial position of the Agency remains stable. However, as cash reserves are depleting, it has become imperative to increase funding and seek solutions to decrease expenditures without reducing WADA's activities or affecting WADA's mission. The 2014 Budget addresses this issue with a slight increase in contribution income and a substantial decrease in travel costs, whereby WADA's Executive Committee and Foundation Board members will meet their own costs in attending the Agency's 2014 meetings.

Public Sector Contributions by Region

Invoiced and remitted as of December 31, 2013, for Budget Year 2013



FINANCIAL STATEMENTS



Report of the statutory auditor
to the Foundation Board of
World Anti-Doping Agency
Lausanne

PricewaterhouseCoopers SA
avenue C.-F. Ramuz 45
Case postale
1001 Lausanne
Tel: +41 (58) 792 81 00
Fax: +41 (58) 792 81 10
www.pwc.ch

Report of the statutory auditor on the financial statements

As statutory auditor, we have audited the accompanying financial statements of World Anti-Doping Agency, which comprise the balance sheet, statement of activities, statement of comprehensive loss and changes in equity, cash flow statement and notes, for the year ended 31 December 2013.

Foundation Board's responsibility

The Foundation Board is responsible for the preparation and fair presentation of the financial statements in accordance with the International Financial Reporting Standards (IFRS) and the requirements of Swiss law and the Foundation's deed. This responsibility includes designing, implementing and maintaining an internal control system relevant to the preparation and fair presentation of financial statements that are free from material misstatement, whether due to fraud or error. The Foundation Board is further responsible for selecting and applying appropriate accounting policies and making accounting estimates that are reasonable in the circumstances.

Auditor's responsibility

Our responsibility is to express an opinion on these financial statements based on our audit. We conducted our audit in accordance with Swiss law and Swiss Auditing Standards as well as the International Standards on Auditing. Those standards require that we plan and perform the audit to obtain reasonable assurance whether the financial statements are free from material misstatement.

An audit involves performing procedures to obtain audit evidence about the amounts and disclosures in the financial statements. The procedures selected depend on the auditor's judgment, including the assessment of the risks of material misstatement of the financial statements, whether due to fraud or error. In making those risk assessments, the auditor considers the internal control system relevant to the entity's preparation and fair presentation of the financial statements in order to design audit procedures that are appropriate in the circumstances, but not for the purpose of expressing an opinion on the effectiveness of the entity's internal control system. An audit also includes evaluating the appropriateness of the accounting policies used and the reasonableness of accounting estimates made, as well as evaluating the overall presentation of the financial statements. We believe that the audit evidence we have obtained is sufficient and appropriate to provide a basis for our audit opinion.

Opinion

In our opinion, the financial statements for the year ended 31 December 2013 give a true and fair view of the financial position, the results of operations and the cash flows in accordance with the International Financial Reporting Standards (IFRS) and comply with Swiss law and the Foundation's deed.

Report on other legal requirements

We confirm that we meet the legal requirements on licensing according to the Auditor Oversight Act (AOA) and independence (article 83b paragraph 3 CC in connection with article 728 CO) and that there are no circumstances incompatible with our independence.

In accordance with article 83b paragraph 3 CC in connection with article 728a paragraph 1 item 3 CO and Swiss Auditing Standard 890, we confirm that an internal control system exists which has been designed for the preparation of financial statements according to the instructions of the Foundation Board.

We recommend that the financial statements submitted to you be approved.

PricewaterhouseCoopers SA

Pierre-Alain Dévaud
Audit expert
Auditor in charge

Yves Tritten
Audit expert

Lausanne, 28 May 2014

Enclosure:

- financial statements (balance sheet, statement of activities, statement of comprehensive loss and changes in equity, cash flow statement and notes)

Balance Sheet as at 31 December 2013

(in Swiss Francs with audited US Dollar figures as complementary information – Note 2a)

	Notes	2013 USD	2012 USD	2013 CHF	2012 CHF
Assets					
Current assets					
Cash and cash equivalents	4	14,323,209	16,276,161	12,754,416	14,874,783
Available for sale investments	5b	2,409,911	3,562,903	2,145,958	3,256,138
Receivables	6	711,557	382,300	633,621	349,384
Other current assets	7	2,563,138	3,343,504	2,282,403	3,055,629
		<u>20,007,815</u>	<u>23,564,868</u>	<u>17,816,398</u>	<u>21,535,934</u>
Non-current assets					
Available for sale investments	5b	9,223,219	7,833,447	8,213,018	7,158,987
Fixed assets	8	774,524	674,492	689,692	616,418
Intangible assets	9	4,558,411	3,197,823	4,059,138	2,922,490
		<u>14,556,154</u>	<u>11,705,762</u>	<u>12,961,848</u>	<u>10,697,895</u>
Total Assets		<u>34,563,969</u>	<u>35,270,630</u>	<u>30,778,246</u>	<u>32,233,829</u>
Liabilities and Equity					
Current liabilities					
Accounts payable		1,670,875	1,019,573	1,487,868	931,788
Accrued expenses	10	2,450,840	2,577,027	2,182,404	2,355,145
Advance contributions		1,635,902	2,592,510	1,456,725	2,369,295
		<u>5,757,617</u>	<u>6,189,110</u>	<u>5,126,997</u>	<u>5,656,228</u>
Total Liabilities		<u>5,757,617</u>	<u>6,189,110</u>	<u>5,126,997</u>	<u>5,656,228</u>
Equity					
Foundation capital	11	5,388,056	5,474,651	5,000,000	5,000,000
Cumulative translation adjustment on USD Foundation capital		(1,381,556)	(1,468,151)	-	-
Cumulative translation adjustment		-	-	(10,469,111)	(9,893,183)
Litigation reserve	12a	1,500,000	1,500,000	1,335,708	1,370,850
Operation reserve	12b	2,400,000	2,400,000	2,137,133	2,193,360
Cumulative fair value gain on available for sale investments		225,790	349,525	201,060	319,432
Excess of income over expenses brought forward		20,674,062	20,825,495	27,446,459	27,587,142
		<u>28,806,352</u>	<u>29,081,520</u>	<u>25,651,249</u>	<u>26,577,601</u>
Total Equity		<u>28,806,352</u>	<u>29,081,520</u>	<u>25,651,249</u>	<u>26,577,601</u>
Total Liabilities and Equity		<u>34,563,969</u>	<u>35,270,630</u>	<u>30,778,246</u>	<u>32,233,829</u>

"Notes 1 to 20 are an integral part of the financial statements."

Statement of Activities for the year ended 31 December 2013

(in Swiss Francs with audited US Dollar figures as complementary information – Note 2a)

	Notes	2013 USD	2012 USD	2013 CHF	2012 CHF
Income					
Annual contributions	13	26,397,315	26,511,321	24,523,326	24,890,202
Grants	14	2,420,651	2,042,251	2,248,805	1,917,371
Other	15	362,473	290,759	336,740	272,980
Total income		29,180,439	28,844,331	27,108,871	27,080,553
Operating expenses					
Salaries and other personnel costs	16	10,379,981	9,725,347	9,643,089	9,130,660
Travel and accommodation		3,769,747	3,632,684	3,502,127	3,410,552
Information and communications		174,551	230,320	162,159	216,236
Testing fees		689,700	907,701	640,737	852,197
Accreditation fees		290,225	429,528	269,621	403,263
Research grants	17	4,494,797	5,718,427	4,175,704	5,368,755
Other grants		383,786	328,446	356,540	308,363
Education		76,271	43,035	70,856	40,404
Project consulting fees		2,715,170	2,642,250	2,522,416	2,480,682
Administration		3,029,890	2,909,712	2,814,793	2,731,788
IT costs		1,659,478	2,166,446	1,541,668	2,033,971
Depreciation of fixed and intangible assets		1,734,427	1,554,090	1,611,297	1,459,060
Total operating expenses		29,398,023	30,287,986	27,311,007	28,435,931
Excess of operating expenses over income before financial income		(217,584)	(1,443,655)	(202,136)	(1,355,378)
Financial income (expenses)					
Interest		384,538	441,730	357,239	414,719
Losses from disposal of Available for sale investments		(33,501)	(2,069)	(31,123)	(1,942)
Bank fees		(90,026)	(80,517)	(83,638)	(75,593)
Net gains (losses) on exchange rates		(194,860)	313,911	(181,025)	294,716
		66,151	673,055	61,453	631,900
Excess of expenses over income for the year		(151,433)	(770,600)	(140,683)	(723,478)

"Notes 1 to 20 are an integral part of the financial statements."

Statement of Cash Flows for the year ended 31 December 2013

(in Swiss Francs with audited US Dollar figures as complementary information – Note 2a)

	2013 USD	2012 USD	2013 CHF	2012 CHF
Operating activities				
Excess of expenses over income for the year	(151,433)	(770,600)	(140,683)	(723,478)
Depreciation of fixed and intangible assets	1,734,427	1,554,090	1,611,297	1,459,060
Interest	(384,538)	(441,730)	(357,239)	(414,719)
Losses from disposal of Available for sale investments	33,501	2,069	31,123	1,942
Changes in				
Receivables	(329,257)	70,418	(305,882)	66,112
Other current assets	750,543	(511,967)	697,258	(480,661)
Accounts payable	293,090	(86,983)	272,283	(81,664)
Accrued expenses	(126,187)	121,754	(117,229)	114,309
Advance contributions	(956,608)	1,118,171	(888,697)	1,049,797
Net cash provided by operating activities	863,538	1,055,222	802,231	990,698
Investing activities				
Purchase of fixed assets	(383,837)	(288,984)	(356,589)	(271,314)
Purchase of intangible assets	(2,452,999)	(1,311,850)	(2,278,856)	(1,231,633)
Interest received	412,293	492,889	383,024	462,750
Purchase of investments	(4,360,472)	(2,703,410)	(4,050,917)	(2,538,103)
Proceeds from sale of investments	3,968,525	2,961,705	3,686,795	2,780,605
Net cash used in investing activities	(2,816,490)	(849,650)	(2,616,543)	(797,695)
Increase (decrease) in cash and cash equivalents	(1,952,952)	205,572	(1,814,312)	193,003
Currency translation impact	-	-	(306,055)	(398,716)
Cash and cash equivalents at beginning of year	16,276,161	16,070,589	14,874,783	15,080,496
Cash and cash equivalents at end of year	14,323,209	16,276,161	12,754,416	14,874,783

"Notes 1 to 20 are an integral part of the financial statements."

Statement of Comprehensive Loss and Changes in Equity for the year ended 31 December 2013

(in Swiss Francs with audited US Dollar figures as complementary information – Note 2a)

	Foundation capital USD	Cumulative translation adjustment on Foundation capital USD	Litigation reserve USD	Operation reserve USD	Cumulative fair value gain (loss) on available for sale investments USD	Excess of income over expenses brought forward USD	Total USD
Balance as at 31 December 2011	5,328,271	(1,321,771)	1,500,000	2,400,000	389,819	21,596,095	29,892,414
Excess of expenses over income for the year	-	-	-	-	-	(770,600)	(770,600)
Items that will be reclassified to profit or loss							
Fair value loss on available for sale investments	-	-	-	-	(40,294)	-	(40,294)
Exchange movement	146,380	(146,380)	-	-	-	-	-
Total comprehensive loss for the year							(810,894)
Balance as at 31 December 2012	5,474,651	(1,468,151)	1,500,000	2,400,000	349,525	20,825,495	29,081,520
Excess of expenses over income for the year	-	-	-	-	-	(151,433)	(151,433)
Items that will be reclassified to profit or loss							
Fair value loss on available for sale investments	-	-	-	-	(123,735)	-	(123,735)
Exchange movement	(86,595)	86,595	-	-	-	-	-
Total comprehensive loss for the year							(275,168)
Balance as at 31 December 2013	5,388,056	(1,381,556)	1,500,000	2,400,000	225,790	20,674,062	28,806,352

	Foundation capital CHF	Cumulative translation adjustment on Foundation capital CHF	Litigation reserve CHF	Operation reserve CHF	Cumulative fair value gain (loss) on available for sale investments CHF	Excess of income over expenses brought forward CHF	Total CHF
Balance as at 31 December 2011	5,000,000	(9,285,379)	1,407,587	2,252,138	365,803	28,310,620	28,050,769
Excess of expenses over income for the year	-	-	-	-	-	(723,478)	(723,478)
Items that will be reclassified to profit or loss							
Fair value loss on available for sale investments	-	-	-	-	(46,371)	-	(46,371)
Exchange movement	-	(607,804)	(36,737)	(58,778)	-	-	(703,319)
Total comprehensive loss for the year							(1,473,168)
Balance as at 31 December 2012	5,000,000	(9,893,183)	1,370,850	2,193,360	319,432	27,587,142	26,577,601
Excess of expenses over income for the year	-	-	-	-	-	(140,683)	(140,683)
Items that will be reclassified to profit or loss							
Fair value loss on available for sale investments	-	-	-	-	(118,372)	-	(118,372)
Exchange movement	-	(575,928)	(35,142)	(56,227)	-	-	(667,297)
Total comprehensive loss for the year							(926,352)
Balance as at 31 December 2013	5,000,000	(10,469,111)	1,335,708	2,137,133	201,060	27,446,459	25,651,249

"Notes 1 to 20 are an integral part of the financial statements."

Notes to Financial Statements

31 December 2013

1. Activity

The World Anti-Doping Agency ("WADA" or the "Agency"), domiciled in Lausanne, Switzerland, is a not-for-profit foundation constituted in Lausanne on 10 November 1999 under the Swiss Civil Code. On 2 June 2002, the Head Office of WADA was officially moved to Montréal, Canada, in accordance with the vote of the Foundation Board on 21 August 2001 in Tallinn, Estonia, the office in Lausanne therefore becoming a branch office. However, WADA remains a Swiss foundation with its registered office in Lausanne, Switzerland.

The mission of WADA is to promote and coordinate, at an international level, the fight against doping in sports in all its forms. The Agency cooperates with intergovernmental organizations and governments (hereafter "Public Authorities") and other public and private organizations devoted to fighting against doping in sports, including the International Olympic Committee, the International Sports Federations, the National Olympic Committees and athletes.

Effective 1 January 2002, the financing of WADA is provided equally by the Olympic Movement and the Public Authorities involved in the mission of WADA. Previously, the financing was exclusively provided by the Olympic Movement.

2. Basis of presentation and summary of significant accounting policies

a) Basis of presentation

These financial statements have been approved by the Foundation Board of WADA on 18 May 2014 and cannot be amended after issuance. The financial statements of WADA for the year ended 31 December 2013 have been prepared in accordance with International Financial Reporting Standards ("IFRS"). WADA's financial statements are prepared in accordance with Swiss legal requirements.

The financial statements have been prepared under the historical cost principle, except for Available for sale investments which are shown at fair value. The preparation of financial statements in conformity with IFRS requires the use of certain critical accounting estimates. It also requires management to exercise its judgment in the process of applying WADA's accounting policies. In particular, areas involving a higher degree of judgment or complexity are the definition of the functional currency and the research grant recognition described below.

The functional currency is the US Dollar, as the majority of the activities (income and expenses) are based in US Dollars. The presentation currency is the Swiss Franc to fulfil Swiss legal requirements. Assets and liabilities are converted from US Dollars to Swiss Francs at the closing rate. The Foundation capital in Swiss Francs is kept at historical exchange rates. The Foundation capital is presented at closing rates in US Dollars. The resulting exchange differences are recorded as the exchange adjustment on USD Foundation capital in equity. The statement of activities is translated into Swiss Francs at the average exchange rate for the year. Any resulting exchange difference is recorded in the cumulative translation adjustment. The cash flow is converted into Swiss Francs at the average rate for the year. Any resulting exchange difference is shown separately on the statement of cash flows.

US Dollar figures are included as complementary information.

b) Foreign currencies

Foreign currency income and expenses are accounted for at the exchange rates prevailing at the date of the transactions. Gains and losses resulting from the settlement of such transactions and from the translation of monetary assets and liabilities denominated in foreign currencies are recognized in the statement of activities. Non-monetary items that are carried at historical cost and denominated in a foreign currency are reported using the historical exchange rate at the date of the transaction.

c) Cash and cash equivalents

Cash and cash equivalents comprise cash on hand and unrestricted deposits held with banks with original maturity of three months or less.

Notes to Financial Statements

31 December 2013

d) Financial assets

The Agency classifies its financial assets in the following categories: loans and receivables and Available for sale assets. The classification depends on the purpose for which the financial assets are acquired. Management determines the classification of its financial assets at initial recognition and re-evaluates this designation at every reporting date.

Loans and receivables

Loans and receivables are non-derivative financial assets with fixed or determinable payments that are not quoted in an active market nor intended for trading. They are included in current assets, except for assets with maturities greater than 12 months after the balance sheet date, which are classified as non-current assets. Loans and receivables are classified as Receivables on the balance sheet.

Loans and receivables are originally recognized at fair value and subsequently measured at amortized cost less provision for bad debts or impairment losses, as appropriate.

Available for sale assets

Available for sale assets are non-derivatives that are either designated in this category or not classified in any of the other categories. They are included in non-current assets unless management intends to dispose of the investment within 12 months of the balance sheet date. Available for sale assets are classified as Available for sale investments on the balance sheet.

Available for sale assets are recognized at fair value plus transaction fees. Gains or losses arising from changes in the fair value are presented in equity in Cumulative fair value gain on Available for sale investments.

When assets classified as available for sale are sold or impaired, the accumulated fair value adjustments recognized in equity are included in the statement of activities as Gains (losses) from disposal of Available for sale investments. Interest on Available for sale investments calculated using the effective interest rate method is recognized in the statement of activities as part of financial income.

WADA discloses the fair value measurements by level as per the following hierarchy:

- Quoted prices (unadjusted) in active markets for identical assets or liabilities (Level 1);
- Inputs other than quoted prices included within Level 1 that are observable for the asset or liability, either directly (prices) or indirectly (derived from prices) (Level 2); and
- Inputs for the asset or liability that are not based on observable market data (unobservable inputs) (Level 3).

Substantially all Available for sale assets held by WADA are valued using quoted prices (unadjusted) in active markets (Level 1) at the balance sheet date.

WADA assesses at each balance sheet date whether there is objective evidence that a financial asset or group of financial assets is impaired. If any such evidence exists for available for sale assets, the cumulative loss – measured as the difference between the acquisition cost and the current fair value, less any impairment loss on that financial asset previously recognized in profit or loss – is removed from equity and recognized in the statement of activities.

Regular purchases and sales of investments are recognized on the settlement date. Investments are derecognized when the rights to receive cash flows from the investments have expired or have been transferred and WADA has transferred substantially all risks and rewards of ownership.

e) Financial liabilities at amortized cost

Financial liabilities at amortized cost include accounts payable and accrued expenses.

Notes to Financial Statements

31 December 2013

f) Fixed assets

Fixed assets are stated at cost less accumulated depreciation. Leasehold improvements are depreciated over the lower of the life of the lease and its useful life. Depreciation is calculated on a straight-line basis over the estimated useful life of the assets as follows:

Computer equipment	2.5 years
Office equipment	4 years
Leasehold improvements.....	5 years

g) Intangible assets

Intangible assets comprise the Anti-Doping Administration & Management System software ("ADAMS"), which is stated at cost less accumulated depreciation. Depreciation is calculated on a straight-line basis over four years, which is the estimated useful life of the assets.

Acquired computer software licences are capitalized on the basis of the costs incurred to acquire and bring to use the specific software.

h) Impairment of non-financial assets

Property and equipment and intangible assets are tested for impairment when events or changes in circumstances indicate that the carrying amount may not be recoverable. For the purpose of measuring recoverable amounts, assets are grouped at the lowest levels for which there are separately identifiable cash flows. Recoverable amount is the higher of an asset's fair value less costs to sell and value in use (being the present value of the expected future cash flows of the relevant asset as determined by management).

i) Leases

The leasing of computer equipment and software where the Agency has substantially all the risks and rewards of ownership are classified as finance leases. Finance leases are capitalized at the inception of the lease at the lower of the fair value of the leased property and the present value of the minimum lease payments. Each lease payment is allocated between the liability and finance charges so as to achieve a constant rate on the finance balance outstanding. The interest element of the finance cost is charged to the statement of activities over the lease period. Leases where a significant portion of the risks and rewards of ownership is retained by the lessor are classified as operating leases, and such payments are charged to the statement of activities on a straight-line basis over the term of the lease. WADA does not currently hold any finance leases.

j) Revenue recognition

Annual contributions

The annual contributions due from Public Authorities involved in the fight against doping in sports and the Olympic Movement are recognized as income in the period for which they are due. However, annual contributions which have not been paid by year-end when due are only recognized when they are received. Payments received in advance relating to the following year's activities are deferred and presented as advance contributions on the balance sheet.

Financial income

Interest income is recognized on an effective yield basis.

Grants

Grants are recorded as income when there is reasonable assurance that the grant will be received and WADA will comply with all attached conditions.

Notes to Financial Statements

31 December 2013

Other

Laboratory accreditation and re-accreditation fees are recognized on the date of payment, which is the date giving full effect to the accreditation.

k) Income taxes

WADA is exempt from paying income taxes.

l) Research grants

Research grants are provided for specific research projects and paid by WADA on a yearly basis by an upfront payment of 80% of the granted amount and 20% payment upon completion of the yearly research project report. These grants cover a 12month research period. They are expensed on a straight-line basis from the date the amount is granted as per contractual agreement.

m) Standards, amendments and interpretations

The standards, amendments or interpretations becoming effective in 2013 had no impact on the financial statements as at 31 December 2013. Certain standards, amendments and interpretations to existing standards have been published and are mandatory to WADA's accounting periods beginning on or after 1 January 2014 or later periods, but WADA has not early-adopted them. WADA currently believes that none of them will have a significant impact on its financial statements.

- IAS 1, *Presentation of Financial Statements*, has been amended to require entities to separate items presented in the statement of other comprehensive income into two groups based on whether or not items may be recycled in the future. The Agency evaluated this standard and there is no financial impact on statement of comprehensive income.
- IFRS 13, *Fair Value Measurement*, is a comprehensive standard for fair value measurement and disclosure requirements for use across all IFRS standards. The new standard clarifies that fair value is the price that would be received to sell an asset, or paid to transfer a liability in an orderly transaction between market participants, at the measurement date. It also establishes disclosures about fair value measurement. Under previous IFRS, guidance on measuring and disclosing fair value was dispersed among the specific standards requiring fair value measurements and in many cases did not reflect a clear measurement basis or consistent disclosures. The Agency evaluated this standard and there is no impact on the financial statements.

Accounting standards and amendments issued but not yet adopted

- IFRS 9, *Financial Instruments*, addresses classification and measurement of financial assets and replaces the multiple category and measurement models in IAS 39, *Financial Instruments: Recognition and Measurement*, with a new mixed measurement model having only two categories: amortized cost and fair value through profit or loss. IFRS 9 also replaces the models for measuring equity instruments. Such instruments are recognized either at fair value through profit or loss or at fair value through other comprehensive income. However, other gains and losses (including impairments) associated with such instruments remain in accumulated comprehensive income indefinitely. IFRS 9 is effective for annual periods beginning on or after 1 January 2015.

Requirements for financial liabilities were added to IFRS 9 in October 2010, and they largely carried forward existing requirements in IAS 39 except that fair value changes due to credit risk for liabilities designated at fair value through profit or loss are generally recorded in other comprehensive income.

- IAS 36, *Impairment of Assets*, has been amended with respect to the recoverable amount disclosures for non-financial assets. This amendment removed certain disclosures of the recoverable amount of cash generating units which had been included in IAS 36 by the issue of IFRS 13.

WADA is currently assessing the impact of these new and amended standards on its financial statements.

Notes to Financial Statements

31 December 2013

3. Financial risk management

1. Financial risk factors

Because of the international nature of its activities, WADA is exposed to the following financial risks: changes in foreign currency exchange rates, changes in interest rates, liquidity risk, credit risk and capital risk.

Risk management is carried out by management under policies approved by the Foundation Board. Management identifies, evaluates and hedges financial risks.

a) Foreign currency exchange risk

WADA is exposed to foreign currency exchange risk mainly because most of its revenues are generated in US Dollars, whereas its operating expenses are essentially in US Dollars and Canadian Dollars. During the year ended 31 December 2013, WADA used price collars and bank deposits in US Dollars, Canadian Dollars, Swiss Francs and Euros to partly cover its currency exposure.

As at 31 December 2013, if the Canadian Dollar had weakened by 5% against the US Dollar, with all other variables held constant, excess of expenses over income for the year would have been CHF280,747 (USD315,279) higher (2012 – excess of expenses over income would have been CHF350,935 (USD383,997) higher), mainly as a result of foreign exchange loss on translation of cash and cash equivalents denominated in Canadian Dollars. Excess of expenses over income was more sensitive to movement in US Dollar exchange rates in 2012 than 2013 because of the higher amount of cash and cash equivalents denominated in Canadian Dollars.

As at 31 December 2013, if the Swiss Franc had weakened by 2% against the US Dollar, with all other variables held constant, excess of expenses over income for the year would have been CHF19,319 (USD21,695) higher (2012 – excess of expenses over income would have been CHF27,092 (USD29,645) higher), mainly as a result of foreign exchange loss on translation of cash and cash equivalents denominated in Swiss Francs.

b) Interest rate risk

WADA is exposed to interest rate risk through the impact of rate changes on interest-bearing assets. As at 31 December 2013, WADA's interest-bearing assets were cash and cash equivalents and available for sale investments.

As at 31 December 2013, if interest rates had been 0.25% lower, with all other variables held constant, equity would have been CHF50,386 (USD56,583) higher (2012 – CHF44,014 (USD48,161) higher) as a result of an increase in the fair value of bonds classified as available for sale.

c) Liquidity risk

WADA needs to maintain sufficient levels of cash and cash equivalents to finance its ongoing activities. In the absence of bank financing facilities, it is dependent on the receipt of contributions on a timely basis from stakeholders to meet its cash needs.

Notes to Financial Statements

31 December 2013

d) Credit risk

Substantially all of WADA's revenues are generated from contributions, which are recognized in the statement of activities at their payment date. Revenues generated from grants are considered to be fully collectible by WADA. WADA has policies which limit the amount of credit and investment exposures. WADA is exposed to minimal credit risk on accounts receivable, as a large portion is due from the Quebec government for sales taxes (Quebec sales tax). Cash and cash equivalents and Available for sale investments are placed with major banks. The table below shows the balance held at the three major banks at the balance sheet date in the form of cash and term deposits.

Banks	2013			2012		
	Rating	Balance		Rating	Balance	
		USD	CHF		USD	CHF
UBS	A	6,447,524	5,741,339	A	6,404,620	5,853,182
Lombard Odier Darier Hentsch	AA-	3,149,352	2,804,410	AA-	5,283,463	4,828,557
The Bank of Nova Scotia	AA-	4,676,611	4,164,391	AA-	4,539,570	4,148,713
		14,273,487	12,710,140		16,227,653	14,830,452

Available for sale investments represent mainly bonds issued by major corporations and government entities.

e) Capital risk management

WADA's objective when managing capital is to maintain an appropriate level to develop new programs and participate in new activities. Foundation capital, litigation and operation reserves are considered for capital risk management.

2. Fair value estimation

As at 31 December 2013, the fair value of cash and cash equivalents, receivables, accounts payable and accrued expenses was not significantly different from their book value because of their maturity being close to the balance sheet date. As at 31 December 2013, no financial assets were impaired or past due.

4. Cash and cash equivalents

	2013 USD	2012 USD	2013 CHF	2012 CHF
Cash	9,152,829	9,174,483	8,150,338	8,384,560
Term deposits				
in US Dollars	3,640,000	3,460,000	3,241,318	3,162,094
in Canadian Dollars	504,956	2,433,274	449,649	2,223,769
in Swiss Francs	337,003	547,465	300,091	500,328
in Euros	688,421	660,939	613,020	604,032
	14,323,209	16,276,161	12,754,416	14,874,783

Cash and term deposits are held in major Swiss and Canadian banks. They are subject to current interest rates.

Notes to Financial Statements

31 December 2013

5. Financial instruments

a) Financial instruments by category

As at 31 December 2013	Loans and receivables		Available for sale		Total	
	USD	CHF	USD	CHF	USD	CHF
Current assets						
Cash and cash equivalents (note 4)	14,323,209	12,754,416	-	-	14,323,209	12,754,416
Available for sale investments (note 5b)	-	-	2,409,911	2,145,958	2,409,911	2,145,958
Receivables (note 6)	711,557	633,621	-	-	711,557	633,621
Non-current assets						
Available for sale investments (note 5b)	-	-	9,223,219	8,213,018	9,223,219	8,213,018
Total	15,034,766	13,388,037	11,633,130	10,358,976	26,667,896	23,747,013

As at 31 December 2012	Loans and receivables		Available for sale		Total	
	USD	CHF	USD	CHF	USD	CHF
Current assets						
Cash and cash equivalents (note 4)	16,276,161	14,874,783	-	-	16,276,161	14,874,783
Available for sale investments (note 5b)	-	-	3,562,903	3,256,138	3,562,903	3,256,138
Receivables (note 6)	382,300	349,384	-	-	382,300	349,384
Non-current assets						
Available for sale investments (note 5b)	-	-	7,833,447	7,158,987	7,833,447	7,158,987
Total	16,658,461	15,224,167	11,396,350	10,415,125	28,054,811	25,639,292

b) Available for sale investments

	2013 USD	2012 USD	2013 CHF	2012 CHF
Bonds in US Dollars	9,251,395	7,820,507	8,238,108	7,147,161
Structured products in US Dollars	502,630	500,000	447,578	456,950
Bonds in Euros	1,113,441	1,491,896	991,488	1,363,445
Structured products in Euros	-	264,375	-	241,612
Bonds in Canadian Dollars	765,664	1,319,572	681,802	1,205,957
Total	11,633,130	11,396,350	10,358,976	10,415,125

Bonds bear interest at rates ranging from 0.90% to 4.63% and mature from January 2014 to January 2019. The structured product in US Dollars is capital guaranteed and will mature on 2 July 2015.

6. Receivables

	2013 USD	2012 USD	2013 CHF	2012 CHF
Quebec sales tax receivable	399,154	282,235	355,434	257,935
Other receivables	287,445	75,074	255,962	68,610
Recoverable withholding taxes	2,358	2,391	2,100	2,185
Rental deposits and guarantees	22,600	22,600	20,125	20,654
Total	711,557	382,300	633,621	349,384

The rental deposit is for the Uruguay office amounting to CHF20,125 (USD22,600) (2012 – CHF20,654 (USD22,600)).

Notes to Financial Statements

31 December 2013

7. Other current assets

	2013 USD	2012 USD	2013 CHF	2012 CHF
Prepaid expenses	1,458,027	1,327,187	1,298,332	1,212,917
Accrued interest	107,659	137,483	95,868	125,646
Prepaid scientific research grants 2005	-	4,993	-	4,563
Prepaid scientific research grants 2008	-	111,141	-	101,573
Prepaid scientific research grants 2009	50,375	75,768	44,857	69,244
Prepaid scientific research grants 2010	12,361	254,946	11,007	232,995
Prepaid scientific research grants 2011	96,929	1,007,237	86,312	920,514
Prepaid scientific research grants 2012	689,636	283,387	614,102	258,987
Prepaid scientific research grants 2013	85,273	-	75,933	-
Prepaid social science research grants 2009	-	16,928	-	15,470
Prepaid social science research grants 2011	3,863	12,927	3,440	11,814
Prepaid social science research grants 2012	15,381	111,507	13,697	101,906
Prepaid social science research grants 2013	43,634	-	38,855	-
	2,563,138	3,343,504	2,282,403	3,055,629

8. Fixed assets

	Computer equipment		Office equipment		Leasehold improvements		Total	
	USD	CHF	USD	CHF	USD	CHF	USD	CHF
Year ended 31 December 2012								
Opening net book amount	190,932	179,170	91,416	85,784	347,405	326,000	629,753	590,954
Additions	162,421	152,489	25,949	24,362	88,933	83,495	277,303	260,346
Depreciation charge	(114,026)	(107,053)	(29,279)	(27,489)	(89,259)	(83,800)	(232,564)	(218,342)
Exchange effect	-	(5,884)	-	(2,156)	-	(8,500)	-	(16,540)
Closing net book amount	239,327	218,722	88,086	80,501	347,079	317,195	674,492	616,418
As at 31 December 2012								
Cost	1,310,726	1,660,387	1,257,822	1,670,090	575,973	602,459	3,144,521	3,932,936
Accumulated depreciation	(1,071,399)	(1,363,304)	(1,169,736)	(1,489,179)	(228,894)	(222,304)	(2,470,029)	(3,074,787)
Exchange effect	-	(78,361)	-	(100,410)	-	(62,960)	-	(241,731)
Net book amount	239,327	218,722	88,086	80,501	347,079	317,195	674,492	616,418
Year ended 31 December 2013								
Opening net book amount	239,327	218,722	88,086	80,501	347,079	317,195	674,492	616,418
Additions	343,015	318,664	21,128	19,628	32,857	30,524	397,000	368,816
Depreciation charge	(159,404)	(148,088)	(35,696)	(33,162)	(101,868)	(94,636)	(296,968)	(275,886)
Exchange effect	-	(12,684)	-	(1,501)	-	(5,471)	-	(19,656)
Closing net book amount	422,938	376,614	73,518	65,466	278,068	247,612	774,524	689,692
As at 31 December 2013								
Cost	737,896	685,512	1,201,856	1,116,534	595,737	553,445	2,535,489	2,355,491
Accumulated depreciation	(314,958)	(292,599)	(1,128,338)	(1,048,235)	(317,669)	(295,117)	(1,760,965)	(1,635,951)
Exchange effect	-	(16,299)	-	(2,833)	-	(10,716)	-	(29,848)
Net book amount	422,938	376,614	73,518	65,466	278,068	247,612	774,524	689,692

As at 31 December 2013, the amount of leasehold improvements included in accounts payable was USD13,164 (2012 – nil).

Notes to Financial Statements

31 December 2013

9. Intangible assets

	Software	
	USD	CHF
Year ended 31 December 2012		
Opening net book amount	3,133,138	2,940,109
Additions	1,386,211	1,301,447
Depreciation charge	(1,321,526)	(1,240,718)
Exchange effect	-	(78,348)
Closing net book amount	3,197,823	2,922,490
As at 31 December 2012		
Cost	9,580,595	10,545,775
Accumulated depreciation	(6,382,772)	(7,181,658)
Exchange effect	-	(441,627)
Net book amount	3,197,823	2,922,490
Year ended 31 December 2013		
Opening net book amount	3,197,823	2,922,490
Additions	2,798,047	2,599,409
Depreciation charge	(1,437,459)	(1,335,411)
Exchange effect	-	(127,350)
Closing net book amount	4,558,411	4,059,138
As at 31 December 2013		
Cost	11,661,379	10,833,518
Accumulated depreciation	(7,102,968)	(6,598,716)
Exchange effect	-	(175,664)
Net book amount	4,558,411	4,059,138

Intangible assets comprise the ADAMS project and other software. The amount related to the ADAMS project represents the core software necessary to fulfil the requirements of the World Anti-Doping Code regarding tracking and management of testing activity. This software enables more efficient tracking and management of the testing results.

As at 31 December 2013, the amount of intangible assets included in accounts payable was USD440,102 (2012 – USD95,054).

10. Accrued expenses

	2013 USD	2012 USD	2013 CHF	2012 CHF
Accruals	912,239	1,182,356	812,323	1,080,555
Accrued scientific research grants 2005	20,000	-	17,809	-
Accrued scientific research grants 2006	21,346	47,232	19,008	43,165
Accrued scientific research grants 2007	84,250	173,236	75,023	158,320
Accrued scientific research grants 2008	120,401	221,101	107,213	202,064
Accrued scientific research grants 2009	173,995	375,813	154,937	343,455
Accrued scientific research grants 2010	347,491	488,852	309,431	446,762
Accrued scientific research grants 2011	642,675	53,420	572,284	48,820
Accrued scientific research grants 2012	81,217	-	72,323	-
Accrued social science grants 2009	3,429	5,243	3,053	4,791
Accrued social science grants 2010	6,767	9,286	6,026	8,487
Accrued social science grants 2011	20,219	20,271	18,004	18,527
Accrued social science grants 2012	16,811	217	14,970	199
	2,450,840	2,577,027	2,182,404	2,355,145

Notes to Financial Statements

31 December 2013

11. Foundation capital

The Foundation capital is defined in the statutes as a fixed amount of CHF5,000,000.

12. Reserves

a) Litigation

In 2007, the WADA Foundation Board agreed to a reserve of USD1,500,000 dedicated to litigation. This will allow the Agency to engage in any case where it is required.

b) Operations

In 2009, the WADA Foundation Board agreed to a reserve of USD2,400,000 dedicated to operations.

13. Annual contributions

	2013 USD	2012 USD	2013 CHF	2012 CHF
2002 Public Authorities and governments	2,142	746	1,990	700
2002 International Olympic Committee	2,142	746	1,990	700
2003 Public Authorities and governments	2,484	2,682	2,308	2,518
2003 International Olympic Committee	2,484	2,682	2,308	2,518
2004 Public Authorities and governments	-	24	-	23
2004 International Olympic Committee	-	24	-	23
2005 Public Authorities and governments	3,913	369	3,635	346
2005 International Olympic Committee	3,913	5,370	3,635	5,042
2006 Public Authorities and governments	4,030	403	3,744	378
2006 International Olympic Committee	4,030	7,485	3,744	7,027
2007 Public Authorities and governments	4,150	391	3,855	367
2007 International Olympic Committee	4,150	391	3,855	367
2008 Public Authorities and governments	4,316	3,530	4,010	3,314
2009 Public Authorities and governments	4,489	11,537	4,170	10,831
2010 Public Authorities and governments	4,668	21,341	4,337	20,036
2011 Public Authorities and governments	22,608	91,018	21,003	85,452
2012 Public Authorities and governments	55,430	13,152,533	51,495	12,348,280
2012 International Olympic Committee	-	13,210,049	-	12,402,280
2013 Public Authorities and governments	13,062,317	-	12,135,001	-
2013 International Olympic Committee	13,210,049	-	12,272,246	-
	26,397,315	26,511,321	24,523,326	24,890,202

14. Grants

	2013 USD	2012 USD	2013 CHF	2012 CHF
Montréal International	1,710,835	1,665,308	1,589,380	1,563,477
Government of Australia	137,000	124,975	127,274	117,333
Government of Kazakhstan	-	9,211	-	8,648
Government of Japan	153,281	204,999	142,399	192,464
Government of Uruguay	5,000	-	4,645	-
Government of the Russian Federation	393,075	-	365,170	-
Canton de Vaud/City of Lausanne	21,460	22,077	19,937	20,727
C.O.N.F.E.J.E.S.	-	15,681	-	14,722
	2,420,651	2,042,251	2,248,805	1,917,371

Notes to Financial Statements

31 December 2013

WADA benefits from two major government supports in Canada. The Government of Canada provides WADA with a total cash contribution of CAD10,000,000, indexed over a ten-year period (2002–2011), and exempts WADA from any income tax. The Government of Quebec also provides WADA with a total cash contribution of CAD5,000,000, indexed over a ten-year period (2002–2011). The governments of Canada and Quebec amended the agreement in order to extend the financial contributions for the initial period by an additional ten-year period. Under this amended agreement, WADA will receive an additional total cash contribution of CAD10,000,000, indexed over a ten-year period (2012–2021), from the Government of Canada and an additional total cash contribution of CAD5,000,000, indexed over a ten-year period (2012–2021), from the Government of Quebec. The grants are paid as one combined amount from a corporation, Montréal International, formed by the aforementioned governments. The grants are subject to the following conditions: WADA must maintain its permanent operational headquarters in Montréal, maintain a minimum staff of 17 to 25 employees, supply quarterly unaudited and annual audited accounts, budgets and activity reports, and continue its original mission. The aim of these government supports is to encourage and support WADA's activities on a long-term basis.

WADA also receives additional grants from Public Authorities (governments) to support specific activities.

15. Other income

	2013 USD	2012 USD	2013 CHF	2012 CHF
Laboratory accreditation and re-accreditation fees	290,801	219,938	270,156	206,489
Code monitoring	22,905	28,933	21,279	27,164
Tenant inducements	48,767	41,888	45,305	39,327
	362,473	290,759	336,740	272,980

16. Salaries and other personnel costs

	2013 USD	2012 USD	2013 CHF	2012 CHF
Salaries	5,878,335	5,586,547	5,461,023	5,244,940
Social charges and other benefits	4,342,344	4,008,922	4,034,074	3,763,784
Defined benefit pension plan contributions	99,665	93,600	92,589	87,876
Temporary staff	59,637	36,278	55,403	34,060
	10,379,981	9,725,347	9,643,089	9,130,660

The number of people employed was 70 as at 31 December 2013 (2012 – 64).

Retirement benefit obligation

Most of WADA's employees are located at its Montréal headquarters. WADA grants all of its employees a predefined proportion of each employee's salary as a contribution to their pension plan. Considering that WADA has no further obligation once payments are made, these costs are considered as fringe benefits and are included in Salaries and other personnel costs in the statement of activities in the period they are incurred. The retirement obligations for WADA's employees in Tokyo are met by the Japanese government. For its South African office employees, WADA only contributes with the employees into the state pension scheme. For WADA's employees in Switzerland, the retirement obligations qualify as a defined benefit plan. It is funded by contributions from WADA and the employees to a financially independent trust. Because of the limited number of employees under this plan, no actuarial calculations have been performed for reasons of materiality.

Notes to Financial Statements

31 December 2013

17. Research grants

	2013 USD	2012 USD	2013 CHF	2012 CHF
Scientific research grants expensed	4,238,067	5,645,355	3,937,200	5,300,152
Social science research grants expensed	288,642	294,793	268,150	276,766
Refunds received on cancellation of project	(31,912)	(221,721)	(29,646)	(208,163)
Total research grants expensed	4,494,797	5,718,427	4,175,704	5,368,755
Research grants paid out				
Research grants expensed	4,494,797	5,718,427	4,175,704	5,368,755
Prepaid expenses (movement)	(881,383)	256,601	(818,812)	240,910
Accruals (movement)	(143,932)	63,316	(133,714)	59,444
Research grants paid out	3,469,482	6,038,344	3,223,178	5,669,109

18. Related party transactions

Transactions with Public Authorities and other organizations including the Olympic Movement are disclosed separately in these financial statements. The Foundation Board members, the President and the Executive Committee of WADA are not remunerated by the Agency. However, WADA covers all expenses related to the execution of their functions, in particular, travel, hotel and meal expenses and a daily allowance for out-of-pocket expenses. These costs are included in Travel and accommodation in the statement of activities.

Compensation of key management	2013 USD	2012 USD	2013 CHF	2012 CHF
Salaries	2,173,402	2,198,425	2,019,109	2,063,995
Benefits and social charges	965,822	969,828	897,257	910,525
Defined benefit pension plan contributions	44,465	12,850	41,308	12,064
	3,183,689	3,181,103	2,957,674	2,986,584

Key management of WADA is defined as all the directors of the Agency. There are 10 directors as at 31 December 2013 (2012 – 10 directors).

19. Commitments

a) Operating lease commitments

The future minimum lease payments payable under non-cancellable operating leases are as follows:

	2013 USD	2012 USD	2013 CHF	2012 CHF
Less than one year	490,227	483,824	436,533	442,167
More than one year and less than five years	1,939,094	1,847,828	1,726,709	1,688,731
More than five years	1,401,945	1,743,720	1,248,393	1,593,586
	3,831,266	4,075,372	3,411,635	3,724,484

The operating lease commitments are for the following:

- Montréal, Canada office lease to February 2021
- Lausanne, Switzerland office lease to April 2017
- Tokyo, Japan office lease to March 2015
- Montevideo, Uruguay office lease to June 2017

Notes to Financial Statements

31 December 2013

b) Commitments for nonlease elements

	2013 USD	2012 USD	2013 CHF	2012 CHF
Less than one year	1,263,367	1,516,250	1,124,993	1,385,701
More than one year and less than five years	994,878	1,591,690	885,911	1,454,646
More than five years	2,310	-	2,057	-
	2,260,555	3,107,940	2,012,961	2,840,347

The commitments for non-lease elements are related mainly to the IT management service contract from 2013–2015 and various other contracts.

c) Scientific and social science research commitments

Scientific research grants and social science research grants may be committed over several years by the signing of research grant contracts, including upcoming years of research for certain projects. The related amounts at the end of the year are as follows:

	2013 USD	2012 USD	2013 CHF	2012 CHF
Less than one year	4,482,100	4,726,262	3,991,185	4,437,260
More than one year and less than five years	443,530	586,416	394,951	550,558
	4,925,630	5,312,678	4,386,136	4,987,818

20. Contingent liabilities

At the end of 2013, WADA has contingent commitments of CHF3,630,505 (USD4,078,302) (2012 – CHF2,527,052 (USD2,765,130)). This amount is for all research grants that have been granted by WADA but are contingent upon one or more of the following approvals: ethical approval from the government of the country of the laboratory which is to conduct the research or signing of the research contract by the laboratory. Eighty percent of the amount would be due upon these approvals and would probably occur in 2014.



WORLD ANTI-DOPING AGENCY

HQ

800 Place Victoria, Suite 1700
P.O. Box 120
Montreal, QC, Canada, H4Z 1B7
T +1.514.904.9232
F +1.514.904.8650

Africa

Protea Assurance Building
8th Floor, Greenmarket Square
Cape Town, 8001, South Africa
T +27.21.483.9790
F +27.21.483.9791

Asia/Oceania

C/O Japan Institute of Sports Sciences
3-15-1 Nishigaoka, Kita-Ku
Tokyo, 115-0056, Japan
T +81.3.5963.4321
F +81.3.5963.4320

Europe

Maison du Sport International
Avenue de Rhodanie 54
1007 Lausanne, Switzerland
T +41.21.343.43.40
F +41.21.343.43.41

Latin America

World Trade Center Montevideo
Tower II, Unit 712
Calle Luis A De Herrera 1248
Montevideo, Uruguay
T +598.2.623.5206
F +598.2.623.5207