



# **2016 Anti-Doping Rule Violations (ADRVs) Report**

This Report is compiled based on decisions received by WADA before 31 December 2017.

# Table of Contents

	Page
Terms and Abbreviations.....	3
Explanations and Definitions.....	3
Introduction.....	4
Executive Summary.....	5
<b>Section 1: Outcomes of 2016 AAFs<sup>1</sup> by Sport Category.....</b>	<b>8</b>
Table 1 - AAF Outcomes by Sport Category.....	9
Table 2 - AAF Outcomes by Sport Category - ASOIF Sports/Disciplines.....	9
Table 3 - AAF Outcomes by Sport Category - AIOWF Sports/Disciplines.....	11
Table 4 - AAF Outcomes by Sport Category - ARISF Sports/Disciplines.....	12
Table 5 - AAF Outcomes by Sport Category - AIMS Sports/Disciplines.....	13
Table 6 - AAF Outcomes by Sport Category - IPC Sports/Disciplines.....	14
Table 7 - AAF Outcomes by Sport Category - Sports/Disciplines for Athletes with an Impairment.....	14
Table 8 - AAF Outcomes by Sport Category - Other Sports - Code Signatories.....	15
Table 9 - AAF Outcomes by Sport Category - Other Sports.....	16
<b>Section 2: Outcomes of 2016 AAFs<sup>1</sup> by Testing Authority Category.....</b>	<b>18</b>
Table 1 - AAF Outcomes by TA Category.....	19
Table 2 - AAF Outcomes by TA Category - ASOIF IFs.....	20
Table 3 - AAF Outcomes by TA Category - AIOWF IFs.....	20
Table 4 - AAF Outcomes by TA Category - ARISF IFs.....	21
Table 5 - AAF Outcomes by TA Category - AIMS IFs.....	21
Table 6 - AAF Outcomes by TA Category - MEOs.....	21
Table 7 - AAF Outcomes by TA Category - NADOs.....	22
Table 8 - AAF Outcomes by TA Category - NOCs.....	24
Table 9 - AAF Outcomes by TA Category - RADOs.....	24
Table 10 - AAF Outcomes by TA Category - Other Code Signatories.....	24
Table 11 - AAF Outcomes by TA Category - Regional Sports Organizations.....	25
Table 12 - AAF Outcomes by TA Category - National Federations.....	26
Table 13 - AAF Outcomes by TA Category - Other Sports Organizations.....	26
<b>Section 3: Report of 2016 Non-Analytical ADRVs<sup>2</sup> .....</b>	<b>27</b>
Table 1 - Non-Analytical ADRV Cases Committed by Athletes by Sport and Nationality.....	28
Table 2 - Non-Analytical ADRV Cases Committed by Athletes by Nationality and Sport.....	30
Table 3 - Non-Analytical ADRV Cases Committed by Athlete Support Personnel by Nationality.....	32
Table 4 - Non-Analytical ADRVs by Type of Violation-Athletes and Athlete Support Personnel.....	33
<b>Section 4: Report of 2016 Total Analytical and Non-Analytical ADRVs<sup>2</sup>.....</b>	<b>34</b>
Table 1 - Total ADRVs from Athletes by Sport Category.....	35
Table 2 - Total ADRVs from Athletes - ASOIF Sports by Nationality.....	35
Table 3 - Total ADRVs from Athletes - AIOWF Sports by Nationality.....	41
Table 4 - Total ADRVs from Athletes - ARISF Sports by Athlete Nationality.....	42
Table 5 - Total ADRVs from Athletes - AIMS Sports by Nationality.....	44
Table 6 - Total ADRVs from Athletes - IPC Sports by Athlete Nationality.....	46
Table 7 - Total ADRVs from Athletes - Sports for Athletes with an Impairment by Nationality.....	46
Table 8 - Total ADRVs from Athletes - Other Sports - Code Signatories by Nationality.....	47
Table 9 - Total ADRVs from Athletes - Other Sports by Nationality.....	48
Table 10 - Total ADRVs from Athletes by Nationality and Sport.....	49

1 The AAFs in this Report are based on results reported by WADA-accredited Laboratories in ADAMS for samples collected between 1 January and 31 December 2016.

2 The Non-Analytical ADRVs in this Report refer to ADRVs related to World Anti-Doping Code (Code) Article 2 other than presence of a prohibited substance and based on decisions made in 2016 and received by WADA.

## Terms and Abbreviations

<b>AAF</b>	Adverse Analytical Finding
<b>ABP</b>	Athlete Biological Passport
<b>ADAMS</b>	Anti-Doping Administration and Management System
<b>ADRV</b>	Anti-Doping Rule Violation
<b>AIMS</b>	Alliance of Independent Recognized Members of Sport
<b>AIOWF</b>	Association of International Olympic Winter Sports Federations
<b>ARISF</b>	Association of IOC Recognized International Sports Federations
<b>ASOIF</b>	Association of Summer Olympic International Sports Federations
<b>ASP</b>	Athlete Support Personnel
<b>IF</b>	International Federation
<b>IPC</b>	International Paralympic Committee
<b>MEO</b>	Major Event Organization
<b>NADO</b>	National Anti-Doping Organization
<b>NF</b>	National Federation
<b>NOC</b>	National Olympic Committee
<b>RADO</b>	Regional Anti-Doping Organization
<b>TA</b>	Testing Authority
<b>TUE</b>	Therapeutic Use Exemption
<b>( R )</b>	A discipline which is discontinued in ADAMS based on request of the governing IF, being an event under an existing discipline or being no longer necessary for administrative purposes.
<b>-</b>	A "dash" represents "0" (no data) in the tables.

## Explanations and Definitions

Outcomes of AAFs are classified under five categories in this Report:

Medical Reasons:	Cases in which the athlete had or was granted a valid TUE that justified the presence of the prohibited substance in the athlete's sample and cases that are otherwise medically justified AAFs (low-level athletes as per the definition of Athlete in the Code <sup>3</sup> ).
No Case to Answer:	Cases closed at the results management level, excluding TUE cases. Such cases include for example: authorized route of administration for glucocorticosteroids; departure from International Standards; or cases outside of WADA's jurisdiction (including non-Code signatories).
No Sanction:	Cases in which the athlete was exonerated following the conclusion of disciplinary proceedings. For example, certain meldonium cases were closed as No Sanction following the <a href="#">Notice regarding meldonium</a> issued by WADA on 30 June 2016.
Pending:	Cases that have not yet been finalized following either the conclusion of disciplinary proceedings or at the results management level.
ADRV:	Cases for which a final decision has been rendered and a sanction (i.e., a reprimand or period of ineligibility) was imposed against the athlete following the conclusion of disciplinary proceedings.

<sup>3</sup> The definition of 'Athlete' in the 2015 Code stipulates that "a National Anti-Doping Organization could, for example, elect to test recreational-level competitors but not to require advance TUEs." As a result, when an AAF is reported for a recreational-level athlete, the case can be closed if the athlete provides a documented medical justification for the use of the substance(s).

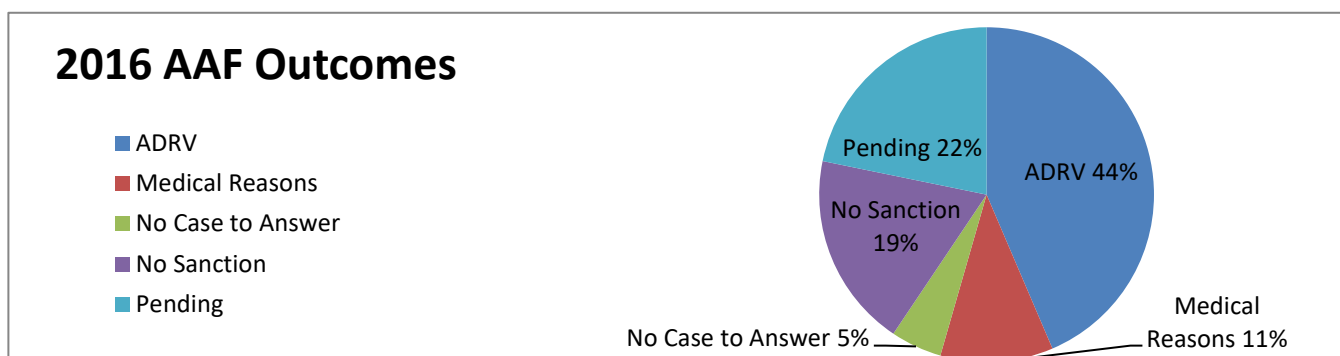
## Introduction to the 2016 ADRVs Report

- ◆ This is the fourth year that WADA publishes the ADRVs Report. The Report illustrates doping offences committed under the World Anti-Doping Code in 2016.
- ◆ The Report includes the decisions of all adverse analytical findings (AAFs) for which the samples were collected by anti-doping organizations (ADOs) in 2016 and the results are reported in ADAMS as well as non-analytical anti-doping rule violations for decisions rendered in 2016. Discrepancy from ADOs' published statistics may occur due to different reporting criteria.
- ◆ An analytical ADRV refers to a violation of Code Article 2.1 (Presence of a prohibited substance or its metabolites or markers in an athlete's sample) and is based on an AAF (otherwise known as a positive result), which indicates the presence of a prohibited substance or its metabolite(s) or of marker(s) of the use of a prohibited substance in a urine and/or blood sample collected from an athlete and analyzed by a WADA-accredited Laboratory.
- ◆ A non-analytical ADRV is a case in which an athlete or athlete support person (coach, trainer, manager, agent, medical staff, parent, etc.) commits another type of ADRV that does not involve the detection of a prohibited substance or prohibited method in a urine or blood sample from athletes, as outlined in the 2015 World Anti-Doping Code (Code) Articles 2.2 to 2.10:
  - Article 2.2 – Use or attempted use by an athlete of a prohibited substance or a prohibited method
  - Article 2.3 – Evading, refusing or failing to submit to sample collection
  - Article 2.4 – Whereabouts failures (any combination of three missed tests and/or filing failures within a 12-month period by an athlete)
  - Article 2.5 – Tampering or attempted tampering with any part of doping control
  - Article 2.6 – Possession of a prohibited substance or a prohibited method
  - Article 2.7 – Trafficking or attempted trafficking in any prohibited substance or prohibited method
  - Article 2.8 – Administration or attempted administration to any athlete in-competition of any prohibited substance or prohibited method, or administration or attempted administration to any athlete out-of-competition of any prohibited substance or any prohibited method that is prohibited out-of-competition
  - Article 2.9 – Complicity (assisting, encouraging, aiding, abetting, conspiring, covering up or any other type of intentional complicity involving an anti-doping rule violation)
  - Article 2.10 – Prohibited association
- ◆ The ADRVs Report is broken down as follows:
  - An Introduction and an Executive Summary, which provide an overview of the Report and highlight the key observations of the 2016 ADRVs Report.
  - Sections 1 and 2 present the results management outcomes (including ADRVs) of all AAFs detected by WADA-accredited Laboratories for samples collected from athletes in- and out-of-competition in 2016. They are presented by sport, discipline (Section 1) and testing authority (Section 2).
  - Section 3 includes ADRVs that resulted from non-analytical findings committed by athletes (presented by sport and nationality) and by athlete support personnel (presented by nationality).
  - Section 4 indicates the total number of ADRVs from athletes in 2016, which includes AAFs that resulted in an ADRV plus all non-analytical ADRVs. The data is presented by sport and nationality. The information is further broken down into type of samples (urine or blood), type of test (in- or out-of-competition) and athlete gender.

## Executive Summary of the 2016 ADRVs Report

**1. A total of 229,514 samples were collected by ADOs in 2016, analyzed by WADA-accredited Laboratories and reported in ADAMS<sup>1</sup>. 3,032 samples were reported as AAFs. Based on a compilation of the information received by WADA by 31 December 2017, of the 3032 AAFs:**

- 1,326 (44%) samples were confirmed as ADRVs (sanctions);
- 339 (11%) samples were dismissed because of a valid medical reason;
- 140 (5%) were categorized as “no case to answer” (i.e. case closed for a valid reason other than medical reasons);
- 561 (19%) samples resulted in “no sanction” because the athlete was exonerated (including but not limited to meldonium cases in light of the [Notice on meldonium](#) published by WADA on 30 June 2016);
- 666 (22%) samples were still pending.



**2. Among the 1,326 ADRVs as a result of an AAF, the samples were collected from:**

- 1,046 male (79%) athletes and 280 female (21%) athletes;
- 296 out-of-competition (22%) and 1,030 in-competition (78%);
- 1,305 (98%) urine and 21 blood (2%);
- 109 sports/disciplines<sup>2</sup>;
- 113 nationalities<sup>3</sup>.

**3. A total of 269 non-analytical ADRVs<sup>4</sup> were confirmed in 2016 and involved:**

- 248 cases linked to athletes of 44 nationalities (as indicated in the decisions received by WADA) from 41 sports;
- 21 cases linked to athlete support personnel of 13 nationalities (as indicated in the decisions received by WADA).

<sup>1</sup> Not including samples that are conducted by organizations in North America which are not Code Signatories and are not reported into ADAMS due to confidentiality provisions in the laboratory service contracts.

<sup>2</sup> As reported by the WADA-accredited Laboratories in ADAMS.

<sup>3</sup> As indicated in the decisions received by WADA.

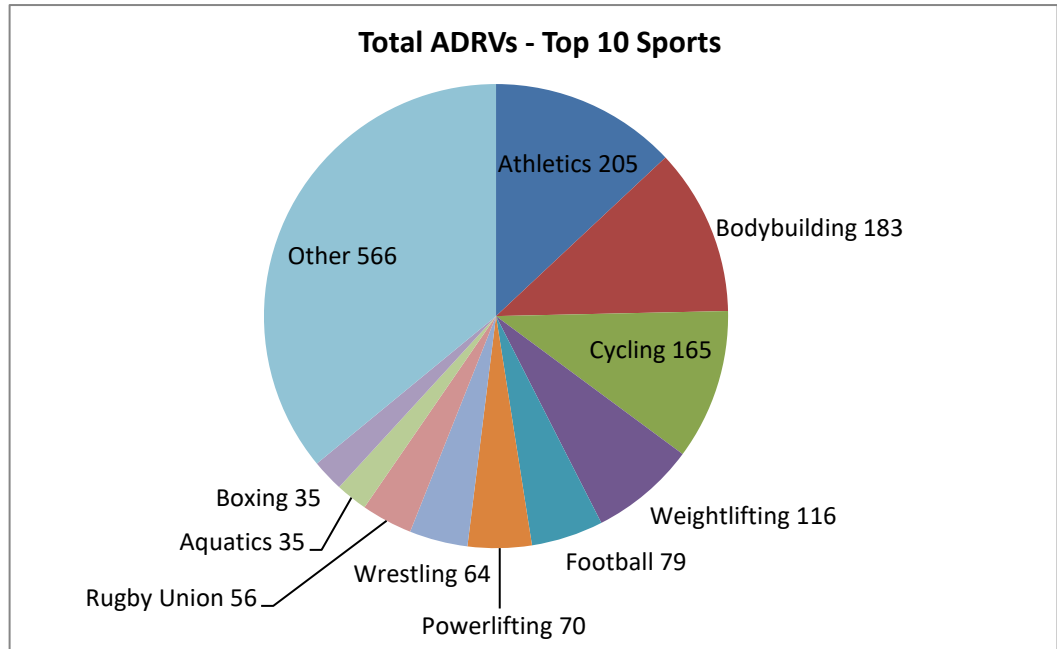
<sup>4</sup> Non-analytical ADRVs in this Report refer to violations related to Articles 2.2 to 2.10 of the Code that do not involve the detection of a prohibited substance by a WADA-accredited Laboratory.

**4. Total number of ADRVs (combining analytical findings from AAFs and non-analytical findings) in 2016 are:**

- 1,595 ADRVs (1,574 from athletes and 21 from athlete support personnel);
- 112 sports/disciplines (connected to the athletes);
- 117 nationalities (as indicated in the decisions received by WADA).

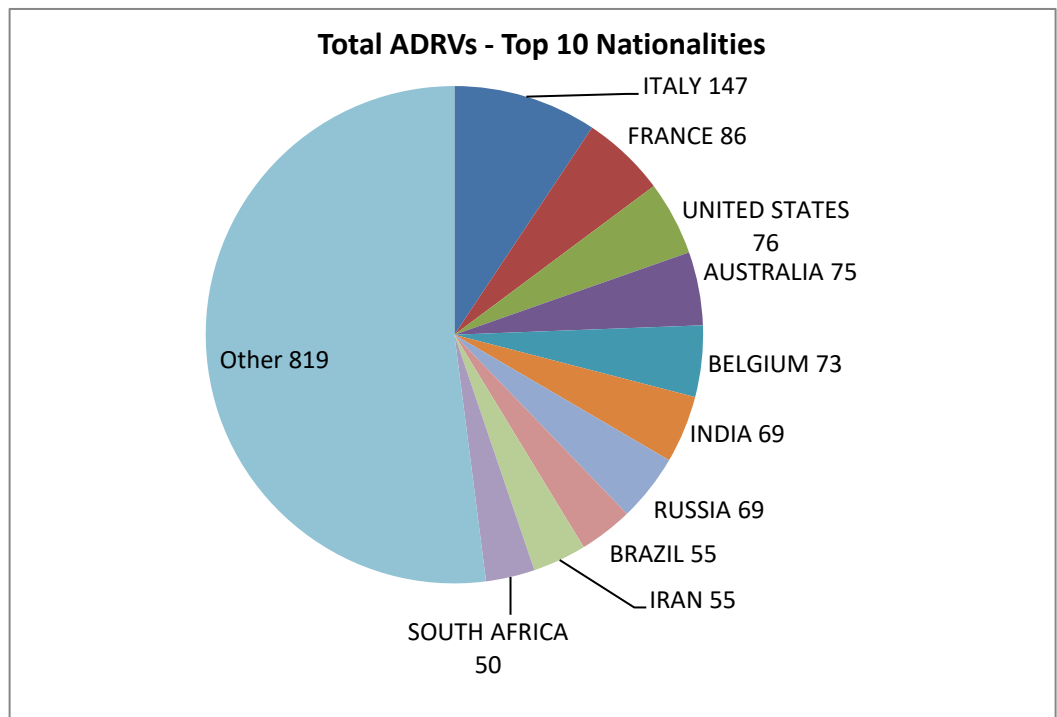
**5. The sports with the highest number of ADRVs committed by athletes:**

1. Athletics (205)
2. Bodybuilding (183)
3. Cycling (165)
4. Weightlifting (116)
5. Football (79)
6. Powerlifting (70)
7. Wrestling (64)
8. Rugby Union (56)
9. Aquatics (35)
9. Boxing (35)

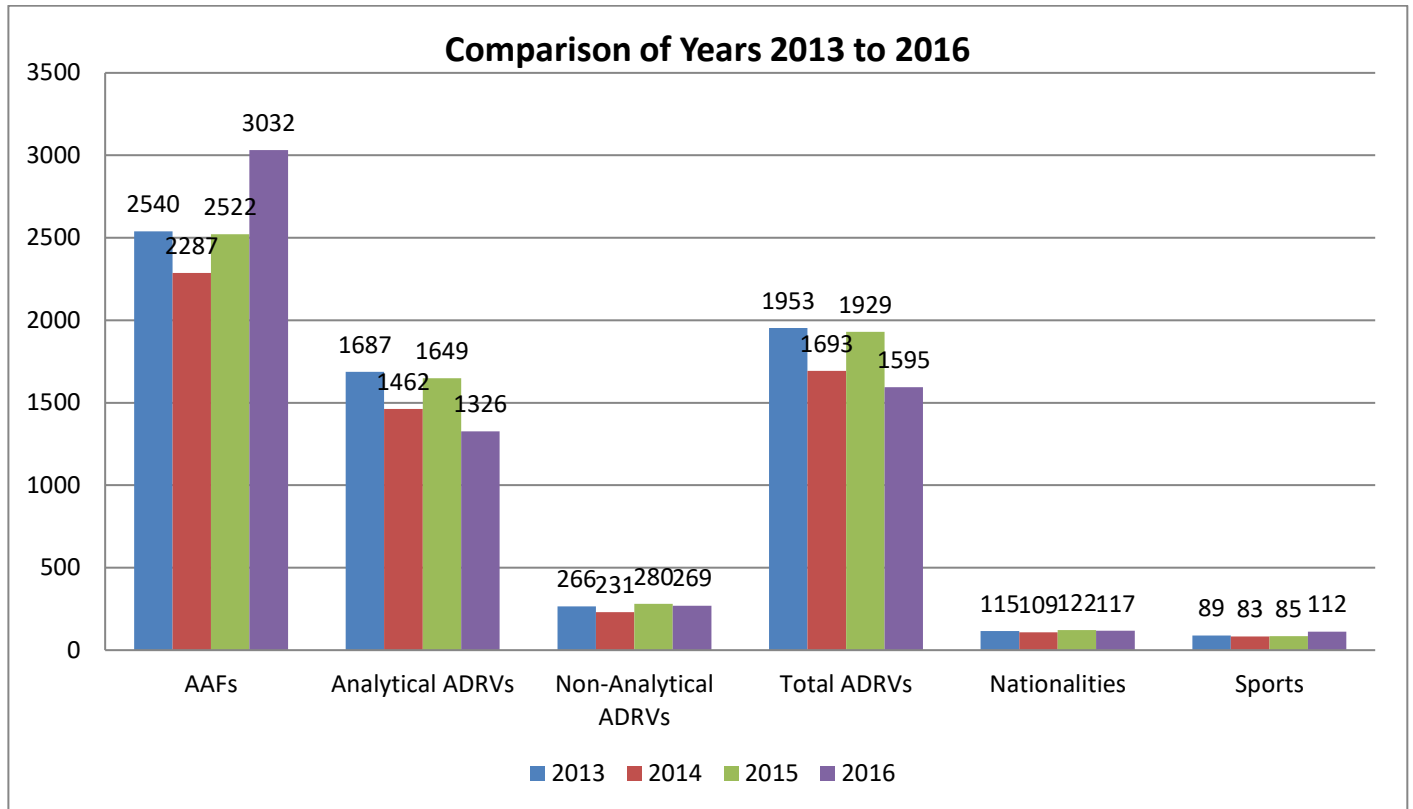


**6. The athlete nationalities<sup>2</sup> with the highest number of ADRVs:**

1. Italy (147)
2. France (86)
3. United States (76)
4. Australia (75)
5. Belgium (73)
6. India (69)
6. Russia (69)
8. Brazil (55)
8. Iran (55)
9. South Africa (50)



## 7. Comparison of Years 2013 to 2016:





# Section 1: Outcomes of 2016 AAFs by Sport Category

This Report is compiled based on decisions received by WADA before 31 December 2017.



**Table 1- AAF Outcomes by Sport Category\***

<b>Sport Category</b>	<b>Total Samples**</b>	<b>Total AAFs**</b>	<b>Medical Reasons</b>	<b>No Case to Answer</b>	<b>No Sanction</b>	<b>Pending</b>	<b>ADRV***</b>
ASOIF	178,765	1,828	200	73	459	267	829
AIMS	6,327	464	26	15	14	163	246
ARISF	11,122	242	27	8	6	124	77
OTHER****	6,544	199	9	33	8	77	72
AIOWF	14,580	98	15	3	51	4	25
Sports for Athletes with an Impairment	4,127	80	36	3	10	15	16
IPC	5,175	64	22	2	9	5	26
OTHER-CODE SIGNATORIES	2,874	57	4	3	4	11	35
<b>Grand Total</b>	<b>229,514</b>	<b>3,032</b>	<b>339</b>	<b>140</b>	<b>561</b>	<b>666</b>	<b>1,326</b>

\* See page 3 for details of acronyms and terms used in the Report.

\*\* Figures as reported in 2016 Anti-Doping Testing Figures Report, including urine and blood samples in ADAMS but not ABP samples.

\*\*\* Based on each AAF which may not be the same as the number of decisions rendered. A decision may refer to multiple AAFs from the same athlete.

\*\*\*\* Sports connected with organizations that are not included in the categories explicitly listed in this table.

**Table 2- AAF Outcomes by Sport Category - ASOIF Sports/Disciplines\***

<b>Sport</b>	<b>Total Samples</b>	<b>Total AAFs</b>	<b>Medical Reasons</b>	<b>No Case to Answer</b>	<b>No Sanction</b>	<b>Pending</b>	<b>ADRV</b>
<b>Aquatics</b>	<b>15,174</b>	<b>145</b>	<b>39</b>	<b>4</b>	<b>57</b>	<b>12</b>	<b>33</b>
Diving	742	6	4	-	-	1	1
Open Water	618	5	2	1	1	1	-
Swimming	4,068	36	7	2	8	5	14
Swimming Long Distance 800m or greater	755	9	5	-	3	-	1
Swimming Middle Distance 200-400m	3,138	23	7	1	10	2	3
Swimming Sprint 100m or less	3,119	35	11	-	15	2	7
Water Polo	2,075	31	3	-	20	1	7
<b>Archery</b>	<b>947</b>	<b>8</b>	<b>2</b>	<b>2</b>	<b>-</b>	<b>-</b>	<b>4</b>
Archery	766	4	2	1	-	-	1
Compound	43	1	-	1	-	-	-
Recurve	138	3	-	-	-	-	3
<b>Athletics</b>	<b>31,433</b>	<b>373</b>	<b>35</b>	<b>11</b>	<b>130</b>	<b>39</b>	<b>158</b>
Athletics	5,176	61	5	1	32	3	20
Combined Events	964	11	1	-	3	3	4
Cross Country	594	2	-	-	-	-	2
Half Marathon	299	6	-	1	2	-	3
Jumps	2,860	34	1	-	17	4	12
Long Distance 3000m or greater	7,371	93	8	5	26	15	39
Marathon	1,106	19	1	-	3	1	14
Middle Distance 800-1500m	2,515	17	-	2	7	-	8
Mountain Running	308	5	3	1	-	-	1
Race Walk	620	7	-	-	5	1	1
Road Running	108	1	-	-	-	1	-
Sprint 400m or less	5,980	74	9	1	29	3	32
Throws	3,256	42	6	-	6	8	22
Track	148	1	1	-	-	-	-
<b>Badminton</b>	<b>1,286</b>	<b>6</b>	<b>1</b>	<b>1</b>	<b>2</b>	<b>-</b>	<b>2</b>
Badminton	1,286	6	1	1	2	-	2
<b>Basketball</b>	<b>5,079</b>	<b>51</b>	<b>7</b>	<b>5</b>	<b>7</b>	<b>5</b>	<b>27</b>
Basketball	5,038	50	7	5	6	5	27
Beach Basketball	23	1	-	-	1	-	-
<b>Boxing</b>	<b>4,769</b>	<b>97</b>	<b>2</b>	<b>3</b>	<b>19</b>	<b>40</b>	<b>33</b>
AIBA Pro Boxing	3	1	-	-	-	-	1
AIBA WSB Boxing	53	1	-	-	1	-	-
Boxing	4,713	95	2	3	18	40	32
<b>Canoe/Kayak</b>	<b>4,196</b>	<b>71</b>	<b>3</b>	<b>1</b>	<b>33</b>	<b>5</b>	<b>29</b>
Canoe Kayak	1,885	27	1	-	17	2	7
Canoe Slalom	620	3	-	-	3	-	-
Long Distance 1000m	568	28	2	1	8	1	16
Middle Distance 500m	373	6	-	-	3	-	3
Sprint 200m	620	7	-	-	2	2	3

\* Sports/Disciplines as reported by laboratories in ADAMS in 2016. Only sports/disciplines with AAF results are listed in the table. Therefore, the total samples for the sport may be larger than the sum of the listed disciplines.

**Table 2- AAF Outcomes by Sport Category - ASOIF Sports/Disciplines\* (continued)**

Sport	Total Samples	Total AAFs	Medical Reasons	No Case to Answer	No Sanction	Pending	ADRV
<b>Cycling</b>	<b>23,132</b>	<b>252</b>	<b>32</b>	<b>10</b>	<b>27</b>	<b>40</b>	<b>143</b>
BMX	531	2	-	-	1	1	-
Cycling	2,304	36	-	-	2	7	27
Cyclo-Cross	999	7	1	-	1	3	2
Mountain Bike	2,525	15	2	2	-	2	9
Road	13,372	161	22	7	13	23	96
Track	854	6	1	-	1	-	4
Track Endurance	1,201	15	4	-	7	2	2
Track Sprint	1,127	10	2	1	2	2	3
<b>Equestrian</b>	<b>671</b>	<b>5</b>	<b>2</b>	<b>-</b>	<b>-</b>	<b>1</b>	<b>2</b>
Dressage	155	1	-	-	-	-	1
Eventing	137	1	1	-	-	-	-
Jumping	246	3	1	-	-	1	1
<b>Fencing</b>	<b>1,618</b>	<b>7</b>	<b>2</b>	<b>1</b>	<b>1</b>	<b>2</b>	<b>1</b>
Fencing	942	6	1	1	1	2	1
Foil	242	1	1	-	-	-	-
<b>Field Hockey</b>	<b>1,651</b>	<b>6</b>	<b>1</b>	<b>1</b>	<b>1</b>	<b>1</b>	<b>2</b>
Field Hockey	1,618	6	1	1	1	1	2
<b>Football</b>	<b>33,227</b>	<b>168</b>	<b>8</b>	<b>14</b>	<b>40</b>	<b>32</b>	<b>74</b>
Beach Football	126	2	-	-	1	-	1
Football	32,397	158	8	14	39	30	67
Futsal	704	8	-	-	-	2	6
<b>Golf</b>	<b>612</b>	<b>3</b>	<b>2</b>	<b>-</b>	<b>1</b>	<b>-</b>	<b>-</b>
Golf	612	3	2	-	1	-	-
<b>Gymnastics</b>	<b>2,123</b>	<b>18</b>	<b>10</b>	<b>-</b>	<b>3</b>	<b>1</b>	<b>4</b>
Artistic	969	12	8	-	2	-	2
Gymnastics	465	2	1	-	-	1	-
Rhythmic	388	2	-	-	1	-	1
Trampoline	177	2	1	-	-	-	1
<b>Handball</b>	<b>3,889</b>	<b>16</b>	<b>3</b>	<b>1</b>	<b>-</b>	<b>2</b>	<b>10</b>
Indoor	3,753	16	3	1	-	2	10
<b>Judo</b>	<b>4,272</b>	<b>49</b>	<b>3</b>	<b>1</b>	<b>14</b>	<b>7</b>	<b>24</b>
Judo	4,272	49	3	1	14	7	24
<b>Modern Pentathlon</b>	<b>639</b>	<b>7</b>	<b>-</b>	<b>2</b>	<b>2</b>	<b>1</b>	<b>2</b>
Modern Pentathlon	639	7	-	2	2	1	2
<b>Rowing</b>	<b>4,930</b>	<b>30</b>	<b>6</b>	<b>1</b>	<b>3</b>	<b>14</b>	<b>6</b>
Rowing	4,930	30	6	1	3	14	6
<b>Rugby Union</b>	<b>7,366</b>	<b>75</b>	<b>11</b>	<b>7</b>	<b>2</b>	<b>5</b>	<b>50</b>
Fifteens	4,117	46	8	7	-	1	30
Rugby Union	1,372	20	2	-	-	2	16
Sevens	1,877	9	1	-	2	2	4
<b>Sailing</b>	<b>876</b>	<b>6</b>	<b>2</b>	<b>-</b>	<b>-</b>	<b>3</b>	<b>1</b>
Sailing	697	6	2	-	-	3	1
<b>Shooting</b>	<b>1,811</b>	<b>8</b>	<b>4</b>	<b>-</b>	<b>1</b>	<b>3</b>	<b>-</b>
Pistol	173	1	1	-	-	-	-
Rifle	227	2	1	-	-	1	-
Shooting	1,276	4	1	-	1	2	-
Shotgun	122	1	1	-	-	-	-
<b>Table Tennis</b>	<b>1,037</b>	<b>2</b>	<b>-</b>	<b>-</b>	<b>-</b>	<b>-</b>	<b>2</b>
Table Tennis	1,037	2	-	-	-	-	2
<b>Taekwondo</b>	<b>1,716</b>	<b>25</b>	<b>-</b>	<b>1</b>	<b>1</b>	<b>6</b>	<b>17</b>
Poomsae	39	1	-	-	-	-	1
Sparring	519	6	-	-	-	1	5
Taekwondo	1,158	18	-	1	1	5	11
<b>Tennis</b>	<b>4,544</b>	<b>33</b>	<b>3</b>	<b>1</b>	<b>21</b>	<b>1</b>	<b>7</b>
Tennis	4,544	33	3	1	21	1	7

\* Sports/Disciplines as reported by laboratories in ADAMS in 2016. Only sports/disciplines with AAF results are listed in the table. Therefore, the total samples for the sport may be larger than the sum of the listed disciplines.

**Table 2- AAF Outcomes by Sport Category - ASOIF Sports/Disciplines\* (continued)**

Sport	Total Samples	Total AAFs	Medical Reasons	No Case to Answer	No Sanction	Pending	ADRV
<b>Triathlon</b>	<b>3,665</b>	<b>34</b>	<b>11</b>	<b>-</b>	<b>7</b>	<b>3</b>	<b>13</b>
Aquathlon	22	1	-	-	1	-	-
Triathlon	3,433	33	11	-	6	3	13
<b>Volleyball</b>	<b>4,199</b>	<b>31</b>	<b>2</b>	<b>1</b>	<b>9</b>	<b>4</b>	<b>15</b>
Beach	870	5	-	-	1	-	4
Volleyball	3,329	26	2	1	8	4	11
<b>Weightlifting</b>	<b>8,834</b>	<b>167</b>	<b>4</b>	<b>2</b>	<b>26</b>	<b>26</b>	<b>109</b>
Weightlifting	8,834	167	4	2	26	26	109
<b>Wrestling</b>	<b>5,069</b>	<b>135</b>	<b>5</b>	<b>3</b>	<b>52</b>	<b>14</b>	<b>61</b>
Freestyle	1,061	27	1	-	12	1	13
Grappling	23	1	-	1	-	-	-
Greco-Roman	783	16	-	1	5	1	9
Pankration	36	6	-	-	-	4	2
Traditional Wrestling	120	5	-	-	-	4	1
Women's Freestyle	159	8	-	-	1	-	7
Wrestling	2,857	72	4	1	34	4	29
<b>Grand Total</b>	<b>178,765</b>	<b>1,828</b>	<b>200</b>	<b>73</b>	<b>459</b>	<b>267</b>	<b>829</b>

**Table 3- AAF Outcomes by Sport Category - AIOWF Sports/Disciplines\***

Sport	Total Samples	Total AAFs	Medical Reasons	No Case to Answer	No Sanction	Pending	ADRV
<b>Biathlon</b>	<b>1,688</b>	<b>16</b>	<b>-</b>	<b>1</b>	<b>9</b>	<b>1</b>	<b>5</b>
Biathlon	1,688	16	-	1	9	1	5
<b>Bobsleigh</b>	<b>806</b>	<b>6</b>	<b>-</b>	<b>-</b>	<b>5</b>	<b>-</b>	<b>1</b>
Bobsleigh	628	4	-	-	3	-	1
Skeleton	178	2	-	-	2	-	-
<b>Ice Hockey</b>	<b>3,229</b>	<b>36</b>	<b>11</b>	<b>1</b>	<b>10</b>	<b>3</b>	<b>11</b>
Ice Hockey	3,229	36	11	1	10	3	11
<b>Luge</b>	<b>284</b>	<b>1</b>	<b>-</b>	<b>-</b>	<b>-</b>	<b>-</b>	<b>1</b>
Luge	284	1	-	-	-	-	1
<b>Skating</b>	<b>3,611</b>	<b>26</b>	<b>1</b>	<b>-</b>	<b>22</b>	<b>-</b>	<b>3</b>
Figure Skating	582	7	1	-	5	-	1
Short Track	1,005	7	-	-	5	-	2
Speed Skating 1500m or less	619	3	-	-	3	-	-
Speed Skating greater than 1500m	655	9	-	-	9	-	-
<b>Skiing</b>	<b>4,738</b>	<b>13</b>	<b>3</b>	<b>1</b>	<b>5</b>	<b>-</b>	<b>4</b>
Alpine	1,188	2	1	-	-	-	1
Cross-Country	2,135	9	2	1	5	-	1
Nordic Combined	393	2	-	-	-	-	2
<b>Curling</b>	<b>224</b>	<b>-</b>	<b>-</b>	<b>-</b>	<b>-</b>	<b>-</b>	<b>-</b>
Curling	224	-	-	-	-	-	-
<b>Grand Total</b>	<b>14,580</b>	<b>98</b>	<b>15</b>	<b>3</b>	<b>51</b>	<b>4</b>	<b>25</b>

\* Sports/Disciplines as reported by laboratories in ADAMS in 2016. Only sports/disciplines with AAF results are listed in the table. Therefore, the total samples for the sport may be larger than the sum of the listed disciplines.

**Table 4- AAF Outcomes by Sport Category - ARISF Sports/Disciplines\***

<b>Sport</b>	<b>Total Samples</b>	<b>Total AAFs</b>	<b>Medical Reasons</b>	<b>No Case to Answer</b>	<b>No Sanction</b>	<b>Pending</b>	<b>ADRV</b>
<b>Air Sports</b>	<b>124</b>	<b>1</b>	<b>-</b>	<b>-</b>	<b>-</b>	<b>1</b>	<b>-</b>
Parachuting	51	1	-	-	-	1	-
<b>American Football</b>	<b>1,272</b>	<b>61</b>	<b>5</b>	<b>1</b>	<b>-</b>	<b>40</b>	<b>15</b>
American Football	1,272	61	5	1	-	40	15
<b>Automobile Sports</b>	<b>402</b>	<b>12</b>	<b>4</b>	<b>-</b>	<b>-</b>	<b>2</b>	<b>6</b>
Auto Cross	19	1	-	-	-	-	1
Automobile Sports	238	9	3	-	-	2	4
Rally	105	2	1	-	-	-	1
<b>Bandy</b>	<b>124</b>	<b>4</b>	<b>-</b>	<b>-</b>	<b>3</b>	<b>-</b>	<b>1</b>
Bandy	124	4	-	-	3	-	1
<b>Baseball</b>	<b>1,016</b>	<b>63</b>	<b>5</b>	<b>3</b>	<b>-</b>	<b>50</b>	<b>5</b>
Baseball	1,016	63	5	3	-	50	5
<b>Basque Pelota</b>	<b>93</b>	<b>2</b>	<b>-</b>	<b>-</b>	<b>-</b>	<b>2</b>	<b>-</b>
Basque Pelota	93	2	-	-	-	2	-
<b>Billiards Sports</b>	<b>195</b>	<b>6</b>	<b>1</b>	<b>-</b>	<b>-</b>	<b>3</b>	<b>2</b>
Billiards	103	2	1	-	-	-	1
Snooker	50	4	-	-	-	3	1
<b>Boules Sports</b>	<b>130</b>	<b>4</b>	<b>-</b>	<b>-</b>	<b>-</b>	<b>3</b>	<b>1</b>
Boules Sports	45	1	-	-	-	1	-
Lawn Bowl	18	2	-	-	-	1	1
Petanque	63	1	-	-	-	1	-
<b>Bowling</b>	<b>153</b>	<b>2</b>	<b>1</b>	<b>-</b>	<b>-</b>	<b>-</b>	<b>1</b>
Bowling	130	2	1	-	-	-	1
<b>Bridge</b>	<b>59</b>	<b>13</b>	<b>-</b>	<b>-</b>	<b>-</b>	<b>6</b>	<b>7</b>
Bridge	59	13	-	-	-	6	7
<b>Chess</b>	<b>55</b>	<b>1</b>	<b>-</b>	<b>-</b>	<b>-</b>	<b>1</b>	<b>-</b>
Chess	55	1	-	-	-	1	-
<b>Cricket</b>	<b>1,164</b>	<b>3</b>	<b>-</b>	<b>1</b>	<b>1</b>	<b>-</b>	<b>1</b>
Cricket	1,109	3	-	1	1	-	1
<b>DanceSport</b>	<b>344</b>	<b>2</b>	<b>-</b>	<b>-</b>	<b>-</b>	<b>-</b>	<b>2</b>
Standard	97	2	-	-	-	-	2
<b>Floorball</b>	<b>386</b>	<b>2</b>	<b>1</b>	<b>-</b>	<b>-</b>	<b>-</b>	<b>1</b>
Floorball	386	2	1	-	-	-	1
<b>Karate</b>	<b>731</b>	<b>3</b>	<b>-</b>	<b>1</b>	<b>-</b>	<b>1</b>	<b>1</b>
Karate	731	3	-	1	-	1	1
<b>Korfball</b>	<b>49</b>	<b>2</b>	<b>1</b>	<b>-</b>	<b>-</b>	<b>-</b>	<b>1</b>
Korfball	49	2	1	-	-	-	1
<b>Lifesaving</b>	<b>337</b>	<b>4</b>	<b>2</b>	<b>-</b>	<b>-</b>	<b>2</b>	<b>-</b>
Lifesaving	262	2	2	-	-	-	-
Pool	61	2	-	-	-	2	-
<b>Motorcycle Racing</b>	<b>441</b>	<b>11</b>	<b>2</b>	<b>-</b>	<b>-</b>	<b>1</b>	<b>8</b>
Cross-Country Rallies	4	1	-	-	-	1	-
Motorcycle Racing	130	8	1	-	-	-	7
Road Racing	38	1	1	-	-	-	-
Trial	14	1	-	-	-	-	1
<b>Mountaineering and Climbing</b>	<b>130</b>	<b>2</b>	<b>-</b>	<b>-</b>	<b>-</b>	<b>2</b>	<b>-</b>
Mountain Running	19	2	-	-	-	2	-
<b>Orienteering</b>	<b>402</b>	<b>2</b>	<b>1</b>	<b>-</b>	<b>-</b>	<b>-</b>	<b>1</b>
Mountain Bike Orienteering	48	1	1	-	-	-	-
Orienteering	196	1	-	-	-	-	1
<b>Powerboating</b>	<b>175</b>	<b>4</b>	<b>-</b>	<b>-</b>	<b>-</b>	<b>1</b>	<b>3</b>
Circuit	2	1	-	-	-	-	1
Powerboating	155	3	-	-	-	1	2
<b>Roller Sports</b>	<b>823</b>	<b>5</b>	<b>-</b>	<b>-</b>	<b>-</b>	<b>-</b>	<b>5</b>
Inline Hockey	147	2	-	-	-	-	2
Inline Speed Skating Distance greater than 1000m	185	2	-	-	-	-	2
Roller Sports	107	1	-	-	-	-	1
<b>Softball</b>	<b>164</b>	<b>1</b>	<b>-</b>	<b>-</b>	<b>-</b>	<b>-</b>	<b>1</b>
Softball	164	1	-	-	-	-	1

\* Sports/Disciplines as reported by laboratories in ADAMS in 2016. Only sports/disciplines with AAF results are listed in the table. Therefore, the total samples for the sport may be larger than the sum of the listed disciplines.

**Table 4- AAF Outcomes by Sport Category - ARISF Sports/Disciplines\* (continued)**

Sport	Total Samples	Total AAFs	Medical Reasons	No Case to Answer	No Sanction	Pending	ADRV
<b>Sport Climbing</b>	<b>243</b>	<b>1</b>	<b>1</b>	-	-	-	-
Lead	50	1	1	-	-	-	-
<b>Squash</b>	<b>237</b>	<b>4</b>	<b>1</b>	-	-	-	<b>3</b>
Squash	237	4	1	-	-	-	3
<b>Sumo</b>	<b>154</b>	<b>2</b>	-	-	-	<b>2</b>	-
Sumo	154	2	-	-	-	2	-
<b>Surfing</b>	<b>177</b>	<b>3</b>	-	-	-	<b>1</b>	<b>2</b>
Surfing	172	3	-	-	-	1	2
<b>Tug of War</b>	<b>102</b>	<b>1</b>	-	-	-	-	<b>1</b>
Tug of War	102	1	-	-	-	-	1
<b>Underwater Sports</b>	<b>612</b>	<b>11</b>	<b>2</b>	-	<b>2</b>	<b>1</b>	<b>6</b>
Finswimming	262	7	2	-	1	-	4
Finswimming Pool	128	3	-	-	1	-	2
UW Rugby	72	1	-	-	-	1	-
<b>Waterskiing</b>	<b>183</b>	<b>1</b>	-	-	-	-	<b>1</b>
Wakeboard Boat	54	1	-	-	-	-	1
<b>Wushu</b>	<b>269</b>	<b>9</b>	-	<b>2</b>	-	<b>5</b>	<b>2</b>
Sanda	103	5	-	1	-	4	-
Wushu	147	4	-	1	-	1	2
<b>Grand Total</b>	<b>11,122</b>	<b>242</b>	<b>27</b>	<b>8</b>	<b>6</b>	<b>124</b>	<b>77</b>

**Table 5- AAF Outcomes by Sport Category - AIMS Sports/Disciplines\***

Sport	Total Samples	Total AAFs	Medical Reasons	No Case to Answer	No Sanction	Pending	ADRV
<b>Bodybuilding</b>	<b>1,324</b>	<b>253</b>	-	<b>10</b>	<b>2</b>	<b>108</b>	<b>133</b>
Bodybuilding	1,061	214	-	1	1	95	117
Fitness	263	39	-	9	1	13	16
<b>Casting</b>	<b>79</b>	<b>1</b>	-	-	-	<b>1</b>	-
Casting	29	1	-	-	-	1	-
<b>Cheer</b>	<b>29</b>	<b>1</b>	-	-	-	-	<b>1</b>
Cheer	29	1	-	-	-	-	1
<b>Darts</b>	<b>64</b>	<b>2</b>	<b>2</b>	-	-	-	-
Darts	61	2	2	-	-	-	-
<b>Dragon Boat</b>	<b>45</b>	<b>3</b>	-	-	-	-	<b>3</b>
Dragon Boat	45	3	-	-	-	-	3
<b>Ju-Jitsu</b>	<b>202</b>	<b>1</b>	<b>1</b>	-	-	-	-
Ju-Jitsu	198	1	1	-	-	-	-
<b>Kickboxing</b>	<b>517</b>	<b>33</b>	<b>4</b>	<b>1</b>	<b>2</b>	<b>2</b>	<b>24</b>
Full Contact	52	2	-	-	-	-	2
K1 Rules	49	7	1	-	1	2	3
Kickboxing	396	23	3	1	1	-	18
Low Kick	7	1	-	-	-	-	1
<b>Lacrosse</b>	<b>47</b>	<b>1</b>	<b>1</b>	-	-	-	-
Lacrosse	47	1	1	-	-	-	-
<b>Muaythai</b>	<b>364</b>	<b>20</b>	<b>1</b>	-	-	<b>6</b>	<b>13</b>
Muaythai	364	20	1	-	-	6	13
<b>Powerlifting</b>	<b>2,942</b>	<b>131</b>	<b>17</b>	<b>4</b>	<b>4</b>	<b>41</b>	<b>65</b>
Bench Press	69	7	-	-	1	1	5
Force Athletique	148	5	1	-	-	2	2
Powerlifting	2,725	119	16	4	3	38	58
<b>Sambo</b>	<b>273</b>	<b>16</b>	-	-	<b>6</b>	<b>4</b>	<b>6</b>
Sambo	273	16	-	-	6	4	6
<b>Savate</b>	<b>31</b>	<b>1</b>	-	-	-	-	<b>1</b>
Savate	16	1	-	-	-	-	1
<b>Sepaktakraw</b>	<b>179</b>	<b>1</b>	-	-	-	<b>1</b>	-
Sepaktakraw	99	1	-	-	-	1	-
<b>Grand Total</b>	<b>6,327</b>	<b>464</b>	<b>26</b>	<b>15</b>	<b>14</b>	<b>163</b>	<b>246</b>

\* Sports/Disciplines as reported by laboratories in ADAMS in 2016. Only sports/disciplines with AAF results are listed in the table. Therefore, the total samples for the sport may be larger than the sum of the listed disciplines.

**Table 6- AAF Outcomes by Sport Category - IPC Sports/Disciplines\***

Sport	Total Samples	Total AAFs	Medical Reasons	No Case to Answer	No Sanction	Pending	ADRV
<b>Aquatics</b>	<b>1,042</b>	<b>12</b>	<b>8</b>	<b>1</b>	<b>2</b>	<b>1</b>	<b>-</b>
IPC Swimming (R)	316	3	-	-	2	1	-
IPC Swimming Middle Distance 200-400m (R)	196	2	2	-	-	-	-
IPC Swimming Sprint 100m or less (R)	526	7	6	1	-	-	-
<b>Athletics</b>	<b>2,443</b>	<b>24</b>	<b>9</b>	<b>-</b>	<b>3</b>	<b>2</b>	<b>10</b>
IPC Athletics (R)	399	5	-	-	2	-	3
IPC Long Distance 3000m+ (R)	215	1	-	-	-	-	1
IPC Middle Distance 800-1500m (R)	229	2	1	-	-	1	-
IPC Sprint 400m or less (R)	848	6	3	-	-	1	2
IPC Throws (R)	575	10	5	-	1	-	4
<b>Para-Alpine Skiing</b>	<b>9</b>	<b>1</b>	<b>1</b>	<b>-</b>	<b>-</b>	<b>-</b>	<b>-</b>
Para-Alpine Skiing	9	1	1	-	-	-	-
<b>Para-Athletics</b>	<b>164</b>	<b>3</b>	<b>-</b>	<b>-</b>	<b>1</b>	<b>1</b>	<b>1</b>
Jumps	6	1	-	-	-	-	1
Sprint 400m or less	25	1	-	-	1	-	-
Throws	19	1	-	-	-	1	-
<b>Para-Ice Hockey</b>	<b>61</b>	<b>1</b>	<b>-</b>	<b>-</b>	<b>-</b>	<b>-</b>	<b>1</b>
Para-Ice Hockey	61	1	-	-	-	-	1
<b>Powerlifting</b>	<b>894</b>	<b>17</b>	<b>1</b>	<b>1</b>	<b>2</b>	<b>1</b>	<b>12</b>
IPC Powerlifting (R)	894	17	1	1	2	1	12
<b>Shooting</b>	<b>136</b>	<b>4</b>	<b>2</b>	<b>-</b>	<b>-</b>	<b>-</b>	<b>2</b>
IPC Shooting (R)	130	4	2	-	-	-	2
<b>Skiing</b>	<b>192</b>	<b>2</b>	<b>1</b>	<b>-</b>	<b>1</b>	<b>-</b>	<b>-</b>
IPC Alpine (R)	85	1	1	-	-	-	-
IPC Cross-Country (R)	65	1	-	-	1	-	-
<b>Grand Total</b>	<b>5,175</b>	<b>64</b>	<b>22</b>	<b>2</b>	<b>9</b>	<b>5</b>	<b>26</b>

**Table 7- AAF Outcomes by Sport Category - Sports/Disciplines\* for Athletes with an Impairment**

Sport	Total Samples	Total AAFs	Medical Reasons	No Case to Answer	No Sanction	Pending	ADRV
<b>Archery</b>	<b>163</b>	<b>6</b>	<b>6</b>	<b>-</b>	<b>-</b>	<b>-</b>	<b>-</b>
Para-Archery	163	6	6	-	-	-	-
<b>Arm Wrestling</b>	<b>7</b>	<b>2</b>	<b>-</b>	<b>-</b>	<b>-</b>	<b>2</b>	<b>-</b>
Para-Arm Wrestling	7	2	-	-	-	2	-
<b>Athletics</b>	<b>71</b>	<b>1</b>	<b>-</b>	<b>-</b>	<b>-</b>	<b>-</b>	<b>1</b>
CISS Athletics	33	1	-	-	-	-	1
<b>Basketball</b>	<b>291</b>	<b>4</b>	<b>3</b>	<b>-</b>	<b>-</b>	<b>-</b>	<b>1</b>
Wheelchair Basketball	283	4	3	-	-	-	1
<b>Bobsleigh</b>	<b>14</b>	<b>2</b>	<b>1</b>	<b>-</b>	<b>-</b>	<b>-</b>	<b>1</b>
Para-Bobsleigh	14	2	1	-	-	-	1
<b>Boccia</b>	<b>107</b>	<b>1</b>	<b>-</b>	<b>-</b>	<b>1</b>	<b>-</b>	<b>-</b>
Para-Boccia	107	1	-	-	1	-	-
<b>Canoe/Kayak</b>	<b>143</b>	<b>2</b>	<b>2</b>	<b>-</b>	<b>-</b>	<b>-</b>	<b>-</b>
Para-Canoe Sprint	139	2	2	-	-	-	-
<b>Curling</b>	<b>36</b>	<b>3</b>	<b>1</b>	<b>-</b>	<b>-</b>	<b>1</b>	<b>1</b>
Wheelchair Curling	36	3	1	-	-	1	1
<b>Cycling</b>	<b>874</b>	<b>21</b>	<b>9</b>	<b>1</b>	<b>4</b>	<b>3</b>	<b>4</b>
INAS Cycling Road	32	1	-	-	-	1	-
Para-Cycling	228	6	3	1	-	2	-
Para-Cycling Road	397	9	5	-	-	-	4
Para-Cycling Track Endurance	115	4	-	-	4	-	-
Para-Cycling Track Sprint	94	1	1	-	-	-	-
<b>Equestrian</b>	<b>65</b>	<b>1</b>	<b>-</b>	<b>-</b>	<b>1</b>	<b>-</b>	<b>-</b>
Para-Equestrian	65	1	-	-	1	-	-
<b>Fencing</b>	<b>194</b>	<b>4</b>	<b>2</b>	<b>-</b>	<b>-</b>	<b>-</b>	<b>2</b>
Wheelchair Fencing	194	4	2	-	-	-	2
<b>Field Hockey</b>	<b>10</b>	<b>2</b>	<b>-</b>	<b>-</b>	<b>-</b>	<b>2</b>	<b>-</b>
IWAS Powerchair Hockey	10	2	-	-	-	2	-
<b>Football 5-a-Side</b>	<b>64</b>	<b>1</b>	<b>-</b>	<b>-</b>	<b>-</b>	<b>1</b>	<b>-</b>
Para-Football 5-a-side	64	1	-	-	-	1	-

\* Sports/Disciplines as reported by laboratories in ADAMS in 2016. Only sports/disciplines with AAF results are listed in the table. Therefore, the total samples for the sport may be larger than the sum of the listed disciplines.

**Table 7- AAF Outcomes by Sport Category - Sports/Disciplines\* for Athletes with an Impairment (continued)**

Sport	Total Samples	Total AAFs	Medical Reasons	No Case to Answer	No Sanction	Pending	ADRV
<b>Football 7-a-Side</b>	<b>97</b>	<b>2</b>	<b>2</b>	<b>-</b>	<b>-</b>	<b>-</b>	<b>-</b>
Para-Football 7-a-side	97	2	2	-	-	-	-
<b>Goalball</b>	<b>155</b>	<b>6</b>	<b>1</b>	<b>2</b>	<b>-</b>	<b>2</b>	<b>1</b>
Goalball	155	6	1	2	-	2	1
<b>Judo</b>	<b>189</b>	<b>2</b>	<b>-</b>	<b>-</b>	<b>-</b>	<b>1</b>	<b>1</b>
Para-Judo	186	2	-	-	-	1	1
<b>Rowing</b>	<b>169</b>	<b>2</b>	<b>1</b>	<b>-</b>	<b>-</b>	<b>-</b>	<b>1</b>
Para-Rowing	169	2	1	-	-	-	1
<b>Rugby Union</b>	<b>165</b>	<b>6</b>	<b>5</b>	<b>-</b>	<b>-</b>	<b>-</b>	<b>1</b>
Wheelchair Rugby	165	6	5	-	-	-	1
<b>Sailing</b>	<b>45</b>	<b>2</b>	<b>2</b>	<b>-</b>	<b>-</b>	<b>-</b>	<b>-</b>
Para-Sailing	45	2	2	-	-	-	-
<b>Sitting Volleyball</b>	<b>222</b>	<b>1</b>	<b>-</b>	<b>-</b>	<b>-</b>	<b>-</b>	<b>1</b>
Sitting Volleyball	222	1	-	-	-	-	1
<b>Sport Climbing</b>	<b>12</b>	<b>1</b>	<b>-</b>	<b>-</b>	<b>-</b>	<b>1</b>	<b>-</b>
Para-Climbing	12	1	-	-	-	1	-
<b>Table Tennis</b>	<b>287</b>	<b>4</b>	<b>-</b>	<b>-</b>	<b>3</b>	<b>1</b>	<b>-</b>
Para-Table Tennis	266	4	-	-	3	1	-
<b>Taekwondo</b>	<b>29</b>	<b>1</b>	<b>-</b>	<b>-</b>	<b>-</b>	<b>-</b>	<b>1</b>
Para-Taekwondo	22	1	-	-	-	-	1
<b>Tennis</b>	<b>284</b>	<b>2</b>	<b>1</b>	<b>-</b>	<b>-</b>	<b>1</b>	<b>-</b>
Wheelchair Tennis	279	2	1	-	-	1	-
<b>Triathlon</b>	<b>214</b>	<b>1</b>	<b>-</b>	<b>-</b>	<b>1</b>	<b>-</b>	<b>-</b>
Para-Triathlon	214	1	-	-	1	-	-
<b>Grand Total</b>	<b>4,127</b>	<b>80</b>	<b>36</b>	<b>3</b>	<b>10</b>	<b>15</b>	<b>16</b>

**Table 8- AAF Outcomes by Sport Category - Other Sports - Code Signatories\***

Sport	Total Samples	Total AAFs	Medical Reasons	No Case to Answer	No Sanction	Pending	ADRV
<b>Arm Wrestling</b>	<b>196</b>	<b>18</b>	<b>-</b>	<b>-</b>	<b>-</b>	<b>9</b>	<b>9</b>
Arm Wrestling	196	18	-	-	-	9	9
<b>Kurash</b>	<b>93</b>	<b>6</b>	<b>-</b>	<b>-</b>	<b>4</b>	<b>-</b>	<b>2</b>
Kurash	77	6	-	-	4	-	2
<b>Rugby League</b>	<b>1,621</b>	<b>21</b>	<b>2</b>	<b>3</b>	<b>-</b>	<b>-</b>	<b>16</b>
Rugby League	1,621	21	2	3	-	-	16
<b>Taekwondo</b>	<b>60</b>	<b>1</b>	<b>-</b>	<b>-</b>	<b>-</b>	<b>-</b>	<b>1</b>
ITF Taekwondo	60	1	-	-	-	-	1
<b>Triathlon</b>	<b>812</b>	<b>11</b>	<b>2</b>	<b>-</b>	<b>-</b>	<b>2</b>	<b>7</b>
Ironman	812	11	2	-	-	2	7
<b>Grand Total</b>	<b>2,874</b>	<b>57</b>	<b>4</b>	<b>3</b>	<b>4</b>	<b>11</b>	<b>35</b>

\* Sports/Disciplines as reported by laboratories in ADAMS in 2016. Only sports/disciplines with AAF results are listed in the table. Therefore, the total samples for the sport may be larger than the sum of the listed disciplines.

**Table 9- AAF Outcomes by Sport Category - Other Sports/Disciplines\***

<b>Sport</b>	<b>Total Samples</b>	<b>Total AAFs</b>	<b>Medical Reasons</b>	<b>No Case to Answer</b>	<b>No Sanction</b>	<b>Pending</b>	<b>ADRV</b>
<b>American Football</b>	<b>344</b>	<b>9</b>	<b>2</b>	<b>1</b>	<b>-</b>	<b>-</b>	<b>6</b>
University	344	9	2	1	-	-	6
<b>Athletics</b>	<b>78</b>	<b>1</b>	<b>-</b>	<b>-</b>	<b>-</b>	<b>1</b>	<b>-</b>
University	22	1	-	-	-	1	-
<b>Australian Rules Football</b>	<b>479</b>	<b>4</b>	<b>3</b>	<b>-</b>	<b>-</b>	<b>-</b>	<b>1</b>
Australian Rules Football	479	4	3	-	-	-	1
<b>Badminton</b>	<b>10</b>	<b>1</b>	<b>1</b>	<b>-</b>	<b>-</b>	<b>-</b>	<b>-</b>
College	4	1	1	-	-	-	-
<b>Baseball</b>	<b>577</b>	<b>1</b>	<b>-</b>	<b>1</b>	<b>-</b>	<b>-</b>	<b>-</b>
Professional Baseball	533	1	-	1	-	-	-
<b>Basketball</b>	<b>142</b>	<b>1</b>	<b>-</b>	<b>-</b>	<b>-</b>	<b>-</b>	<b>1</b>
College	10	1	-	-	-	-	1
<b>Bodybuilding</b>	<b>241</b>	<b>38</b>	<b>1</b>	<b>-</b>	<b>-</b>	<b>22</b>	<b>15</b>
FISAF Fitness	14	3	-	-	-	-	3
IDFA Bodybuilding	4	1	-	-	-	1	-
INBA Natural Bodybuilding	187	19	1	-	-	7	11
Physique Sports	20	15	-	-	-	14	1
<b>Boxing</b>	<b>230</b>	<b>10</b>	<b>-</b>	<b>4</b>	<b>-</b>	<b>5</b>	<b>1</b>
Professional Boxing	87	4	-	-	-	3	1
WBA Professional Boxing	17	1	-	1	-	-	-
WBC Professional Boxing	70	4	-	2	-	2	-
WBO Professional Boxing	8	1	-	1	-	-	-
<b>Clay Target Shooting</b>	<b>3</b>	<b>1</b>	<b>1</b>	<b>-</b>	<b>-</b>	<b>-</b>	<b>-</b>
Clay Target Shooting	3	1	1	-	-	-	-
<b>Company Sports</b>	<b>10</b>	<b>1</b>	<b>-</b>	<b>-</b>	<b>-</b>	<b>-</b>	<b>1</b>
Company Sports	10	1	-	-	-	-	1
<b>Football</b>	<b>78</b>	<b>2</b>	<b>-</b>	<b>-</b>	<b>-</b>	<b>-</b>	<b>2</b>
College	15	1	-	-	-	-	1
University	50	1	-	-	-	-	1
<b>Gaelic Games</b>	<b>102</b>	<b>1</b>	<b>-</b>	<b>-</b>	<b>-</b>	<b>-</b>	<b>1</b>
Football	57	1	-	-	-	-	1
<b>Golf</b>	<b>102</b>	<b>2</b>	<b>-</b>	<b>1</b>	<b>-</b>	<b>-</b>	<b>1</b>
Professional Golf	98	1	-	1	-	-	-
University	4	1	-	-	-	-	1
<b>Handball</b>	<b>8</b>	<b>1</b>	<b>-</b>	<b>-</b>	<b>-</b>	<b>-</b>	<b>1</b>
University	8	1	-	-	-	-	1
<b>Horse Racing</b>	<b>216</b>	<b>7</b>	<b>-</b>	<b>-</b>	<b>-</b>	<b>6</b>	<b>1</b>
Horse Racing	216	7	-	-	-	6	1
<b>Jet-Ski</b>	<b>9</b>	<b>1</b>	<b>-</b>	<b>-</b>	<b>-</b>	<b>-</b>	<b>1</b>
Jet-Ski	9	1	-	-	-	-	1
<b>Jiu-Jitsu</b>	<b>34</b>	<b>2</b>	<b>-</b>	<b>-</b>	<b>-</b>	<b>-</b>	<b>2</b>
Jiu-Jitsu	34	2	-	-	-	-	2
<b>Kabaddi</b>	<b>267</b>	<b>21</b>	<b>-</b>	<b>10</b>	<b>-</b>	<b>2</b>	<b>9</b>
Kabaddi	253	21	-	10	-	2	9
<b>Karate</b>	<b>104</b>	<b>5</b>	<b>-</b>	<b>-</b>	<b>-</b>	<b>4</b>	<b>1</b>
Kyokushin	62	4	-	-	-	4	-
University	8	1	-	-	-	-	1
<b>Military Sport Pentathlon</b>	<b>27</b>	<b>2</b>	<b>-</b>	<b>-</b>	<b>-</b>	<b>-</b>	<b>2</b>
Military Pentathlon	23	2	-	-	-	-	2

\* Sports/Disciplines as reported by laboratories in ADAMS in 2016. Only sports/disciplines with AAF results are listed in the table. Therefore, the total samples for the sport may be larger than the sum of the listed disciplines. Other refers to sports/disciplines connected with organizations which are not included in the categories listed in Table 2-8.



Table 9- AAF Outcomes by Sport Category - Other Sports/Disciplines\* (continued)

Sport	Total Samples	Total AAFs	Medical Reasons	No Case to Answer	No Sanction	Pending	ADRV
<b>Mixed Martial Arts</b>	<b>2,114</b>	<b>64</b>	<b>1</b>	<b>11</b>	<b>3</b>	<b>28</b>	<b>21</b>
Mixed Martial Arts	565	34	1	4	2	19	8
Shooto	15	6	-	-	-	5	1
UFC	117	1	-	-	-	-	1
UFC BantamWeight	238	2	-	-	-	1	1
UFC Featherweight	131	5	-	2	-	2	1
UFC Flyweight	94	1	-	-	-	-	1
UFC Heavyweight	118	5	-	1	-	1	3
UFC Light Heavyweight	107	2	-	1	-	-	1
UFC Lightweight	215	2	-	1	1	-	-
UFC Middleweight	185	3	-	1	-	-	2
UFC Welterweight	232	3	-	1	-	-	2
<b>Pencak Silat</b>	<b>101</b>	<b>3</b>	<b>-</b>	<b>-</b>	<b>-</b>	<b>2</b>	<b>1</b>
Pencak Silat	81	3	-	-	-	2	1
<b>Power Press</b>	<b>34</b>	<b>1</b>	<b>-</b>	<b>-</b>	<b>-</b>	<b>-</b>	<b>1</b>
Power Press	34	1	-	-	-	-	1
<b>Powerlifting</b>	<b>42</b>	<b>7</b>	<b>-</b>	<b>2</b>	<b>1</b>	<b>3</b>	<b>1</b>
WDFPF Powerlifting	38	6	-	2	-	3	1
WPC Powerlifting	4	1	-	-	1	-	-
<b>Ringette</b>	<b>26</b>	<b>1</b>	<b>-</b>	<b>1</b>	<b>-</b>	<b>-</b>	<b>-</b>
Ringette	26	1	-	1	-	-	-
<b>Rowing</b>	<b>18</b>	<b>1</b>	<b>-</b>	<b>-</b>	<b>-</b>	<b>-</b>	<b>1</b>
University	18	1	-	-	-	-	1
<b>Rugby Union</b>	<b>48</b>	<b>1</b>	<b>-</b>	<b>-</b>	<b>-</b>	<b>1</b>	<b>-</b>
Beach Rugby	22	1	-	-	-	1	-
<b>Shuttlecock</b>	<b>35</b>	<b>1</b>	<b>-</b>	<b>1</b>	<b>-</b>	<b>-</b>	<b>-</b>
Shuttlecock	35	1	-	1	-	-	-
<b>Skyrunning</b>	<b>36</b>	<b>1</b>	<b>-</b>	<b>1</b>	<b>-</b>	<b>-</b>	<b>-</b>
Skyrunning	36	1	-	1	-	-	-
<b>Surfing</b>	<b>31</b>	<b>3</b>	<b>-</b>	<b>-</b>	<b>3</b>	<b>-</b>	<b>-</b>
Wind Surfing	31	3	-	-	3	-	-
<b>Traditional Archery</b>	<b>26</b>	<b>1</b>	<b>-</b>	<b>-</b>	<b>-</b>	<b>1</b>	<b>-</b>
Traditional Archery	26	1	-	-	-	1	-
<b>Ultimate Fighting</b>	<b>29</b>	<b>2</b>	<b>-</b>	<b>-</b>	<b>1</b>	<b>-</b>	<b>1</b>
Ultimate Fighting	29	2	-	-	1	-	1
<b>VA'A</b>	<b>38</b>	<b>2</b>	<b>-</b>	<b>-</b>	<b>-</b>	<b>2</b>	<b>-</b>
Outrigger (Sprint)	38	2	-	-	-	2	-
<b>Grand Total</b>	<b>6,544</b>	<b>199</b>	<b>9</b>	<b>33</b>	<b>8</b>	<b>77</b>	<b>72</b>

\* Sports/Disciplines as reported by laboratories in ADAMS in 2016. Only sports/disciplines with AAF results are listed in the table. Therefore, the total samples for the sport may be larger than the sum of the listed disciplines. Other refers to sports/disciplines connected with organizations which are not included in the categories listed in Table 2-8.



## **Section 2: Outcomes of 2016 AAFs by Testing Authority Category**

This Report is compiled based on decisions received by WADA before 31 December 2017.

**Table 1- AAF Outcomes by TA\* Category**

TA Category	Total TAs	Total Samples**	Total AAFs**	Medical Reasons	No Case to Answer	No Sanction	Pending	ADRV***
National Anti-Doping Organization (NADO)	106	144,626	1,942	267	77	302	304	992
Member of Association of Summer Olympic International Federations (ASOIF)	28	38,696	391	37	13	182	42	117
National Federation (NF)	58	12,443	212	6	13	29	123	41
Other Sports Organization****	62	5,700	150	1	15	6	89	39
Other Code Signatories	16	9,124	87	16	6	4	19	42
Member of Alliance of Independent recognized Members of Sport (AIMS)	22	969	79	3	10	7	25	34
Regional Sports Organization	56	8,598	75	3	3	12	37	20
Regional Anti-Doping Organization (RADO)	14	2,553	42	1	2	3	4	32
Member of Association of the IOC Recognized International Sports Federations (ARISF)	34	2,584	33	1	1	4	21	6
Member of Association of International Olympic Winter Sports Federations (AIOWF)	7	3,580	19	4	-	12	1	2
Multi-Sport Organization and Event (MEO)	3	338	1	-	-	-	-	1
National Olympic Committee (NOC)	7	303	1	-	-	-	1	-
<b>Grand Total</b>	<b>413</b>	<b>229,514</b>	<b>3,032</b>	<b>339</b>	<b>140</b>	<b>561</b>	<b>666</b>	<b>1,326</b>

\* The Testing Authority may have authorized a particular sample collection; however it might not be responsible for the results management process. Another organization (International Federation, National Anti-Doping Organization, or National Federation) may be the relevant Results Management Authority and therefore responsible for rendering a decision for a particular case.

\*\* Figures as reported in 2016 Anti-Doping Testing Figures Report, including urine and blood samples in ADAMS but not athlete biological passport (ABP) samples.

\*\*\* Based on each AAF which may not be the same as the number of decisions rendered. A decision may refer to multiple AAFs from the same athlete.

\*\*\*\* Organizations that are not included in the categories explicitly listed in this table.

**Table 2- AAF Outcomes by TA Category - ASOIF IFs**

ADAMS Code	TA Name	Total Samples	Total AAFs*	Medical Reasons	No Case to Answer	No Sanction	Pending	ADRV
IAAF - AIU	IAAF - Athletics Integrity Unit	6,712	95	4	1	65	6	19
UCI	International Cycling Union	9,386	73	13	7	12	13	28
UWW	United World Wrestling	1,256	49	-	-	32	-	17
IWF	International Weightlifting Federation	1,769	30	-	-	8	4	18
ITF	International Tennis Federation	3,688	29	2	1	19	1	6
FINA	International Swimming Federation	4,447	22	8	-	13	1	-
AIBA	International Boxing Association	841	19	-	-	9	8	2
World Rugby	World Rugby	2,066	11	-	-	2	-	9
FIVB	International Volleyball Federation	749	9	-	-	5	-	4
FISA	International Rowing Federation	407	7	1	-	-	5	1
IJF	International Judo Federation	814	6	1	-	3	1	1
FIBA	International Basketball Federation	553	6	2	1	1	-	2
ITU	International Triathlon Union	930	6	3	-	1	-	2
ICF	International Canoe Federation	410	6	-	-	6	-	-
BWF	Badminton World Federation	573	4	-	1	2	-	1
WA	World Archery Federation	249	3	-	1	-	-	2
FIE	International Fencing Federation	441	3	-	-	1	2	-
WTF	World Taekwondo Federation	360	3	-	-	-	-	3
WS	World Sailing	187	2	1	-	-	1	-
UIPM	International Modern Pentathlon Union	173	2	-	-	2	-	-
IGF	International Golf Federation	186	2	1	-	1	-	-
ITTF	International Table Tennis Federation	207	1	-	-	-	-	1
FIFA	International Federation of Football Associations	870	1	-	-	-	-	1
FIH	International Hockey Federation	222	1	-	1	-	-	-
IHF	International Handball Federation	270	1	1	-	-	-	-
ISSF	International Shooting Sport Federation	477	-	-	-	-	-	-
FIG	International Gymnastics Federation	360	-	-	-	-	-	-
FEI	International Equestrian Federation	93	-	-	-	-	-	-
<b>Grand Total</b>		<b>38,696</b>	<b>391</b>	<b>37</b>	<b>13</b>	<b>182</b>	<b>42</b>	<b>117</b>

**Table 3- AAF Outcomes by TA Category - AIOWF IFs**

ADAMS Code	TA Name	Total Samples	Total AAFs*	Medical Reasons	No Case to Answer	No Sanction	Pending	ADRV
ISU	International Skating Union	1,029	10	1	-	9	-	-
IBU	International Biathlon Union	575	4	-	-	3	-	1
WCF	World Curling Federation	69	2	1	-	-	1	-
IBSF	International Bobsleigh and Skeleton Federation	163	2	1	-	-	-	1
IIHF	International Ice Hockey Federation	396	1	1	-	-	-	-
FIS	International Ski Federation	1,254	-	-	-	-	-	-
FIL	International Luge Federation	94	-	-	-	-	-	-
<b>Grand Total</b>		<b>3,580</b>	<b>19</b>	<b>4</b>	<b>-</b>	<b>12</b>	<b>1</b>	<b>2</b>

\* As reported in the 2016 Anti-Doping Testing Figures Report, including urine and blood samples in ADAMS but not ABP samples.

**Table 4- AAF Outcomes by TA Category - ARISF IFs**

ADAMS Code	TA Name	Total Samples	Total AAFs*	Medical Reasons	No Case to Answer	No Sanction	Pending	ADRV
WBSC	World Baseball Softball Confederation	216	12	-	-	-	12	-
IWUF	International Wushu Federation	61	3	-	-	-	3	-
FIB	International Federation of Bandy	56	3	-	-	3	-	-
CMAS	World Underwater Federation	143	3	-	-	1	-	2
ISA	International Surfing Association	77	2	-	-	-	-	2
ILSF	International Life Saving Federation	45	2	-	-	-	2	-
WCBS	World Confederation of Billiards Sports	10	1	-	-	-	1	-
FIM	International Motorcycling Federation	134	1	-	-	-	1	-
IFF	International Floorball Federation	102	1	-	-	-	-	1
IFS-Sumo	International Sumo Federation	59	1	-	-	-	1	-
ICC	International Cricket Council	561	1	-	1	-	-	-
IFAF	International Federation of American Football	46	1	-	-	-	-	1
IOF	International Orienteering Federation	130	1	1	-	-	-	-
IFSC	International Federation of Sport Climbing	115	1	-	-	-	1	-
<b>Grand Total</b>		<b>1,755</b>	<b>33</b>	<b>1</b>	<b>1</b>	<b>4</b>	<b>21</b>	<b>6</b>

**Table 5- AAF Outcomes by TA Category - AIMS IFs**

ADAMS Code	TA Name	Total Samples	Total AAFs*	Medical Reasons	No Case to Answer	No Sanction	Pending	ADRV
IFBB	International Federation of Bodybuilding and Fitness	131	41	-	9	-	18	14
IPF	International Powerlifting Federation	336	17	2	-	1	2	12
FIAS	International Federation of Sambo	179	16	-	-	6	4	6
IDBF	International Dragon Boat Federation	13	2	-	-	-	-	2
WAKO	World Association of Kickboxing Organizations	55	1	-	1	-	-	-
WDF	World Darts Federation	19	1	1	-	-	-	-
IFMA	International Federation of Muaythai Amateur	32	1	-	-	-	1	-
<b>Grand Total</b>		<b>765</b>	<b>79</b>	<b>3</b>	<b>10</b>	<b>7</b>	<b>25</b>	<b>34</b>

**Table 6- AAF Outcomes by TA Category - MEOs**

ADAMS Code	TA Name	Total Samples	Total AAFs*	Medical Reasons	No Case to Answer	No Sanction	Pending	ADRV
OCA	Olympic Council of Asia	317	1	-	-	-	-	1
<b>Grand Total</b>		<b>317</b>	<b>1</b>	<b>-</b>	<b>-</b>	<b>-</b>	<b>-</b>	<b>1</b>

\* As reported in the 2016 Anti-Doping Testing Figures Report, including urine and blood samples in ADAMS but not ABP samples.

**Table 7- AAF Outcomes by TA Category - NADOs**

ADAMS Code	TA Name	Total Samples	Total AAFs*	Medical Reasons	No Case to Answer	No Sanction	Pending	ADRV
AFLD-NADO	French Anti-Doping Agency	7,457	154	25	22	11	14	82
USADA	US Anti-Doping Agency	9,131	139	51	9	22	8	49
CHINADA	China Anti-Doping Agency	8,233	99	4	12	53	7	23
NADO ITALIA	Italian National Anti-Doping Agency	8,158	80	2	3	4	1	70
IND-NADO	National Anti Doping Agency -India	2,831	73	-	-	2	4	67
SAIDS	South African Institute for Drug-Free Sport	2,795	72	16	3	-	4	49
RUSADA	Russian National Anti-Doping Organization	2,557	66	-	-	50	4	12
PANDA	Poland Commission Against Doping in Sports	3,136	63	1	-	11	22	29
KAZ-NADO	Kazakhstan National Anti-Doping Centre	1,687	62	-	-	34	-	28
BNADA	Belarus National Anti-Doping Agency	678	54	-	-	45	-	9
ASADA	Australian Sports Anti-Doping Authority	4,430	53	21	-	-	2	30
RF	Swedish Sports Confederation	3,362	49	29	1	1	4	14
ANAD-Romania	Romanian National Anti-Doping Agency	3,246	49	-	1	13	1	34
ABCD	Brasilian Authority on Anti-Doping Control	2,327	47	2	-	1	20	24
NADOF	NADO Flanders	1,919	47	4	-	-	3	40
EGY-NADO	Egyptian National Anti-doping Organization	995	46	4	-	3	25	14
NADA	German National Anti-Doping Agency	13,822	46	18	4	3	2	19
MEX-NADO	Mexican National Anti-Doping Committee	534	45	-	-	7	32	6
ADoP	Portugal Anti-Doping Agency	2,928	42	-	2	-	17	23
IRI-NADO	I.R Iran National Anti-Doping Organization	997	40	2	-	-	-	38
UKAD	UK Anti-Doping	7,157	36	8	9	-	3	16
TADC	Turkish Anti Doping Commission	3,025	34	1	-	-	2	31
CCES	Canadian Centre for Ethics in Sport	3,443	34	17	3	1	-	13
BEL-CFWB	French Community of Belgium NADO	1,361	32	6	-	-	5	21
CHI-NADO	Chilean National Anti-Doping Commission	1,051	26	-	-	-	5	21
ADN	Anti-Doping Norway	2,410	24	8	-	1	3	12
KADA	Korea Anti-Doping Agency	3,185	23	1	3	-	-	19
ADAN	Netherlands Anti-Doping Authority	2,314	20	10	-	1	1	8
KSA-NADO	Saudi Arabian Antidoping Committee	1,004	19	-	-	-	-	19
CADC	Czech Anti-Doping Committee	1,381	18	-	-	3	-	15
ADCH	Antidoping Switzerland	2,443	16	9	-	-	2	5
INADA	Indonesian Anti-Doping Agency	627	15	-	-	-	15	-
THA-NADO	Sports Authority of Thailand	1,456	14	-	-	-	14	-
NADC Ukraine	National Anti-doping Center of Ukraine	406	14	-	1	2	6	5
ADD	Anti-Doping Denmark	1,475	12	6	-	1	-	5
LAT-NADO	Anti-Doping department of State Sports Medicine Centre	182	12	-	-	1	7	4
JADA	Japan Anti-Doping Agency	5,371	12	2	-	3	1	6
GUA-OAD	Guatemala NADO	206	12	-	-	2	8	2
ARG-NADO	National Anti-Doping Commission of Argentina	1,052	11	-	-	1	7	3
FINCIS/FINADA	Finnish Center for Integrity in Sports/Finnish Anti-Doping Agency	2,792	10	1	-	1	-	8
COL-NADO	Colombian NADO	1,975	10	-	-	2	5	3
ESP-NADO	Spain National Anti-Doping Agency	1,079	10	-	-	-	1	9
ADAMAS	Anti-Doping Agency of Malaysia	746	10	-	-	-	2	8
CRC-NADO	Costa Rica NADO	27	9	-	-	-	9	-
LTU-NADO	Lithuanian Anti-Doping Agency	121	8	-	-	5	-	3
SADA	Slovak Anti-Doping Agency	339	8	-	3	-	-	5

\* As reported in the 2016 Anti-Dopng Testing Figures Report, including urine and blood samples in ADAMS but not ABP samples.

Table 7- AAF Outcomes by TA Category - NADOs (continued)

ADAMS Code	TA Name	Total Samples	Total AAFs*	Medical Reasons	No Case to Answer	No Sanction	Pending	ADRV
URU-NADO	Uruguay Anti-Doping	146	8	1	-	-	-	7
GEO-NADO	Georgian Anti-Doping Agency	182	8	-	-	3	4	1
VEN-NADO	Venezuela NADO	621	8	1	-	-	2	5
DFSNZ	Drug Free Sport New Zealand	1,232	7	1	-	-	-	6
CUB-NADO	Cuban National Anti-Doping Agency	1,667	7	3	-	-	1	3
CONADE-MEX (R)	Mexican National Commission for Physical Education and Sport	105	7	-	-	6	1	-
NADA Austria	National Anti-Doping Agency Austria GmbH	1,561	7	-	-	-	2	5
EADA	Estonian Anti-Doping Agency	319	7	-	-	5	-	2
SRI-NADO	Sri Lanka Anti Doping Agency	95	6	-	-	-	1	5
ADAS	Anti-Doping Agency of Serbia	554	6	2	-	-	-	4
HUNADO	Hungarian Anti-Doping Agency	1,514	6	2	-	-	-	4
JADO	Jordan Anti-doping Organization	93	6	-	-	-	-	6
ESKAN	Hellenic National Council for Combatting Doping	1,051	5	-	-	-	2	3
MGL-NADO	Mongolian National Anti-Doping Organization	59	5	-	-	-	5	-
BUL-NADO	Bulgarian Anti-doping Center	530	5	-	-	-	-	5
ALG-NADO	Algerian National Anti-Doping Organization	188	5	1	1	-	1	2
UAE-NADO	United Arab Emirates National Anti-doping Committee	272	5	-	-	-	3	2
ARM-NADO	Armenian National Anti-Doping Organization	32	4	-	-	3	-	1
SI	Sport Ireland	1,216	4	1	-	-	1	2
CONAD PERU	Peru National Anti-Doping Commission	314	4	-	-	-	3	1
CTADA	Chinese Taipei Anti-Doping Agency	195	3	-	-	-	2	1
JADCO	Jamaica Anti-Doping Commission	512	3	1	-	-	-	2
ECU-NADO	Ecuador NADO	145	3	-	-	-	-	3
ISR-NADO	Israeli NADO	344	3	-	-	-	3	-
ALAD	Luxembourg NADO	206	3	2	-	-	-	1
NADO-Belize	National Anti Doping Agency Belize	12	3	-	-	-	1	2
CYADA	Cyprus Anti-Doping Authority	167	3	-	-	-	2	1
CITA	Croatian Institute for Toxicology and Anti-Doping	654	3	-	-	-	-	3
BiH-NADO	Agency for Anti-Doping Control of Bosnia and Herzegovina	410	2	-	-	-	-	2
ANAD	National Anti-Doping Agency of Tunisia	226	2	-	-	-	1	1
BSADA	Bermuda Sport Anti- Doping Authority	118	2	1	-	-	-	1
ISL-NADO	National Olympic and Sports Association of Iceland	149	2	2	-	-	-	-
PUR-NADO	Puerto Rico Anti-Doping Organization	28	2	-	-	-	-	2
MLT-NADO	Anti-Doping Commission of Malta	86	2	-	-	1	-	1
ADS	Anti-Doping Singapore	229	1	1	-	-	-	-
BDADC BRUNEI	Brunei Darussalam Anti-Doping Committee	9	1	-	-	-	1	-
NADO Moldova	National Antidoping Agency of the Republic of Moldova	8	1	-	-	-	-	1
SLOADO	Slovenian Antidoping Organization	227	1	-	-	-	-	1
QADC	Qatar Antidoping Commission	310	1	-	-	-	-	1
SMR-NADO	San Marino Standing Committee on Anti-Doping	16	1	-	-	-	-	1
BADC	Bahamas Anti-Doping Commission	38	1	-	-	-	-	1
KUW-NADO	Kuwait Anti-Doping Committee	4	1	-	-	-	1	-
BRN-NADO	Bahrain Anti-Doping Committee	28	1	-	-	-	1	-
PAR-NADO	Anti-Doping Paraguay	404	1	-	-	-	-	1
HKG-ADC	Hong Kong Anti-Doping Committee	220	1	-	-	-	-	1
<b>Grand Total</b>		<b>144,347</b>	<b>1,942</b>	<b>267</b>	<b>77</b>	<b>302</b>	<b>304</b>	<b>992</b>

\* As reported in the 2016 Anti-Doping Testing Figures Report, including urine and blood samples in ADAMS but not ABP samples.

**Table 8- AAF Outcomes by TA Category - NOCs**

ADAMS Code	TA Name	Total Samples	Total AAFs*	Medical Reasons	No Case to Answer	No Sanction	Pending	ADRV
BOL-NOC	Bolivia National Olympic Committee	211	1	-	-	-	1	-
<b>Grand Total</b>		<b>211</b>	<b>1</b>	<b>-</b>	<b>-</b>	<b>-</b>	<b>1</b>	<b>-</b>

**Table 9- AAF Outcomes by TA Category - RADOs**

ADAMS Code	TA Name	Total Samples	Total AAFs*	Medical Reasons	No Case to Answer	No Sanction	Pending	ADRV
AFR-RADO-I	Africa Zone I RADO	544	12	-	1	-	1	10
AFR-RADO-V	Africa Zone V RADO	765	8	-	-	-	2	6
W-ASIA-RADO	West Asia RADO	82	7	-	-	-	-	7
RADOCA-RADO	Central Asia RADO	89	3	-	-	2	-	1
RADO-CAM	Central American RADO	184	3	-	1	-	1	1
E-EUR-RADO	Eastern Europe RADO	125	3	-	-	1	-	2
SE-ASIA-RADO	South East Asia RADO	96	2	-	-	-	-	2
CAR-RADO	Caribbean RADO	123	2	1	-	-	-	1
IND-OCE-RADO	Indian Ocean RADO	73	1	-	-	-	-	1
AFR-RADO-VI	Africa Zone VI RADO	182	1	-	-	-	-	1
<b>Grand Total</b>		<b>2,263</b>	<b>42</b>	<b>1</b>	<b>2</b>	<b>3</b>	<b>4</b>	<b>32</b>

**Table 10- AAF Outcomes by TA Category - Other Code Signatories**

ADAMS Code	TA Name	Total Samples	Total AAFs*	Medical Reasons	No Case to Answer	No Sanction	Pending	ADRV
IOC	International Olympic Committee	5,110	33	5	5	-	12	11
IPC	International Paralympic Committee	2,730	28	9	1	4	3	11
WTC	World Triathlon Corporation	596	11	2	-	-	2	7
WAF	World Arm Wrestling Federation	69	7	-	-	-	1	6
FISU	International University Sport Federation	334	3	-	-	-	-	3
CISM	International Military Sports Council	110	2	-	-	-	-	2
IKA	Kurash International Federation	22	2	-	-	-	-	2
World Bowls	World Bowls	10	1	-	-	-	1	-
<b>Grand Total</b>		<b>8,981</b>	<b>87</b>	<b>16</b>	<b>6</b>	<b>4</b>	<b>19</b>	<b>42</b>

\* As reported in the 2016 Anti-Doping Testing Figures Report, including urine and blood samples in ADAMS but not ABP samples.



**Table 11- AAF Outcomes by TA Category - Regional Sports Organizations**

ADAMS Code	TA Name	Total Samples	Total AAFs*	Medical Reasons	No Case to Answer	No Sanction	Pending	ADRV
ASIAN-POW	Asian Powerlifting Federation	38	7	-	-	-	6	1
CSF/CONMEBOL	South American Football Confederation	1,382	6	-	1	2	1	2
ABBF	Asian Bodybuilding and Physique Sports Federation	5	5	-	-	-	5	-
UEFA	Union of European Football Associations	3,335	5	-	1	2	-	2
EPF	European Powerlifting Federation	119	5	-	-	1	1	3
AFBF	Asian Federation of Bodybuilding & Fitness	24	5	-	-	-	5	-
EA	European Athletics Association	635	5	1	1	1	-	2
SAOC 2016	South Asia Olympic Council - SAC 2016	179	4	-	-	-	2	2
EAJ	European Armwrestling Federation	65	4	-	-	-	3	1
ODEBO	Bolivian Sports Organization	163	3	-	-	-	3	-
PATU	Pan American Taekwondo Union	33	3	-	-	-	3	-
EJU	European Judo Union	270	3	-	-	3	-	-
ATU	Asian Taekwondo Union	14	2	-	-	1	-	1
AFC	Asian Football Confederation	430	2	-	-	-	-	2
LEN	European Swimming League	176	2	-	-	1	1	-
CAF	African Football Confederation	300	2	-	-	-	-	2
EBU	European Boxing Union	95	2	-	-	-	2	-
NAm-PL	North American Powerlifting Association	15	1	1	-	-	-	-
ASUDAVE	South American Association of Veteran Athletes	6	1	-	-	-	-	1
NORCECA	Central America and Caribbean Volleyball Confederation	47	1	-	-	-	1	-
EDSO	European Deaf Sport Organization	44	1	-	-	-	-	1
EPCR	European Professional Club Rugby	101	1	-	-	-	1	-
EUR-VB	European Volleyball Confederation	77	1	-	-	1	-	-
GBR-SNRL	Six Nations Rugby Limited	117	1	-	-	-	1	-
WAA	World Archery Americas	12	1	1	-	-	-	-
JUA	Judo Union of Asia	56	1	-	-	-	1	-
EMA	European Masters Athletics Federation	15	1	-	-	-	1	-
<b>Grand Total</b>		<b>7,753</b>	<b>75</b>	<b>3</b>	<b>3</b>	<b>12</b>	<b>37</b>	<b>20</b>

\* As reported in the 2016 Anti-Doping Testing Figures Report, including urine and blood samples in ADAMS but not ABP samples.

**Table 12- AAF Outcomes by TA Category - National Federations**

NF-Country	National Federations (NFs)	Total Samples	Total AAFs*	Medical Reasons	No Case to Answer	No Sanction	Pending	ADRV
NF Mexico	NF Mexico	724	55	-	1	13	41	-
NF Brazil	NF Brazil	4,896	28	-	3	1	6	18
NF Sweden	NF Sweden	55	16	-	-	-	16	-
NF Germany	NF Germany	245	14	6	1	-	5	2
NF Russia	NF Russia	255	10	-	-	7	-	3
NF China	NF China	509	8	-	1	6	-	1
NF UK	NF UK	326	8	-	1	-	6	1
NF Turkey	NF Turkey	1,687	7	-	2	-	3	2
NF Denmark	NF Denmark	9	6	-	-	-	6	-
NF USA	NF USA	74	6	-	-	1	4	1
NF Spain	NF Spain	39	6	-	-	-	2	4
NF Malaysia	NF Malaysia	40	6	-	-	-	6	-
NF Venezuela	NF Venezuela	117	6	-	2	-	4	-
NF Malta	NF Malta	165	5	-	-	-	2	3
NF Mongolia	NF Mongolia	6	4	-	-	-	4	-
NF Canada	NF Canada	57	3	-	-	-	3	-
NF Ukraine	NF Ukraine	10	3	-	-	-	3	-
NF Australia	NF Australia	96	3	-	1	-	1	1
NF Switzerland	NF Switzerland	26	3	-	1	-	2	-
NF Algeria	NF Algeria	787	2	-	-	-	-	2
NF Italy	NF Italy	162	2	-	-	-	1	1
NF Macau	NF Macau	34	2	-	-	-	2	-
NF Catalonia	NF Catalonia	13	1	-	-	-	1	-
NF Hong Kong	NF Hong Kong	37	1	-	-	-	-	1
NF Singapore	NF Singapore	13	1	-	-	-	-	1
NF Korea	NF Korea	348	1	-	-	-	1	-
NF India	NF India	261	1	-	-	1	-	-
NF Ecuador	NF Ecuador	461	1	-	-	-	1	-
NF Scotland	NF Scotland	13	1	-	-	-	1	-
NF France	NF France	4	1	-	-	-	1	-
NF Belgium	NF Belgium	370	1	-	-	-	1	-
<b>Grand Total</b>		<b>11,839</b>	<b>212</b>	<b>6</b>	<b>13</b>	<b>29</b>	<b>123</b>	<b>41</b>

\* As reported in the 2016 Anti-Doping Testing Figures Report, including urine and blood samples in ADAMS but not ABP samples.

**Table 13- AAF Outcomes by TA Category - Other Sports Organizations\*\***

ADAMS Code	TA Name	Total Samples	Total AAFs*	Medical Reasons	No Case to Answer	No Sanction	Pending	ADRV
<b>OTHER</b>	<b>Other Sports Organizations</b>	<b>5,335</b>	<b>150</b>	<b>1</b>	<b>15</b>	<b>6</b>	<b>89</b>	<b>39</b>

\* As reported in the 2016 Anti-Doping Testing Figures Report, including urine and blood samples in ADAMS but not ABP samples.

\*\* Organizations that are not included in the categories listed in Table 2-12.



## Section 3: Report of 2016 Non-Analytical ADRVs<sup>1</sup>

This Report is compiled based on decisions received by WADA before 31 December 2017.

<sup>1</sup> The Non-Analytical ADRVs in this Report refer to ADRVs related to World Anti-Doping Code (Code) article 2 other than presence of a prohibited substance and were based on decisions rendered in 2016 and received by WADA.

**Table 1- Non-Analytical ADRV Cases Committed by Athletes by Sport and Nationality\***

<b>Sport-Athlete Nationality</b>	<b>ADRV Cases</b>	<b>Sport-Athlete Nationality</b>	<b>ADRV Cases</b>
<b>Aikido</b>	<b>1</b>	<b>Boxing</b>	<b>2</b>
ROMANIA	1	FRANCE	1
<b>Aquatics</b>	<b>2</b>	UNITED KINGDOM	1
CANADA	1	<b>Canoe/Kayak</b>	<b>3</b>
CROATIA	1	ITALY	1
<b>Archery</b>	<b>1</b>	ROMANIA	1
ITALY	1	SINGAPORE	1
<b>Athletics</b>	<b>47</b>	<b>Cricket</b>	<b>1</b>
AUSTRIA	1	JAMAICA	1
BELGIUM	2	<b>Cycling</b>	<b>22</b>
CANADA	1	AUSTRALIA	1
COLOMBIA	1	BELGIUM	1
FRANCE	1	BRAZIL	1
ITALY	1	COSTA RICA	1
MOROCCO	6	FRANCE	2
PORTUGAL	1	IRELAND	1
QATAR	1	ITALY	6
RUSSIAN FEDERATION	21	LUXEMBOURG	1
RWANDA	1	NETHERLANDS	1
SPAIN	2	PORTUGAL	1
SWEDEN	1	SLOVENIA	1
TURKEY	2	SPAIN	1
UKRAINE	1	UNITED KINGDOM	2
UNITED STATES	4	UNITED STATES	2
<b>Australian Rules Football</b>	<b>30</b>	<b>Equestrian</b>	<b>2</b>
AUSTRALIA	30	FRANCE	1
<b>Automobile Sports</b>	<b>12</b>	ITALY	1
AUSTRALIA	1	<b>Field Hockey</b>	<b>1</b>
FRANCE	1	ITALY	1
ITALY	9	<b>Football</b>	<b>5</b>
NETHERLANDS	1	AUSTRALIA	1
<b>Baseball</b>	<b>1</b>	ITALY	3
BELGIUM	1	NORWAY	1
<b>Basketball</b>	<b>2</b>	<b>Gymnastics</b>	<b>1</b>
MOROCCO	2	PORTUGAL	1
<b>Biathlon</b>	<b>1</b>	<b>Handball</b>	<b>5</b>
ITALY	1	CZECH REPUBLIC	1
<b>Bobsleigh</b>	<b>1</b>	ITALY	3
BELGIUM	1	PORTUGAL	1
<b>Bodybuilding</b>	<b>50</b>	<b>Ice Hockey</b>	<b>1</b>
BELGIUM	18	SWEDEN	1
BRAZIL	1	<b>Jiu-Jitsu</b>	<b>1</b>
COSTA RICA	1	GERMANY	1
CZECH REPUBLIC	4	<b>Judo</b>	<b>3</b>
FRANCE	1	FRANCE	1
IRAN - ISLAMIC REPUBLIC OF	1	KOSOVO	1
ITALY	18	UNITED STATES	1
JORDAN	3	<b>Karate</b>	<b>1</b>
LITHUANIA	1	UNITED STATES	1
POLAND	1	<b>Kickboxing</b>	<b>2</b>
ROMANIA	1	FRANCE	2

\* As indicated in the decisions received by WADA.

**Table 1- Non-Analytical ADRV Cases Committed by Athletes by Sport and Nationality\* (continued)**

<b>Sport-Athlete Nationality</b>	<b>ADRV Cases</b>
<b>Motorcycle Racing</b>	<b>1</b>
ITALY	1
<b>Mountaineering and Climbing</b>	<b>1</b>
SWITZERLAND	1
<b>Polo</b>	<b>1</b>
SPAIN	1
<b>Powerlifting</b>	<b>5</b>
AUSTRIA	1
FINLAND	1
GERMANY	1
PUERTO RICO	1
SOUTH AFRICA	1
<b>Roller Sports</b>	<b>4</b>
ITALY	3
SWITZERLAND	1
<b>Rugby League</b>	<b>10</b>
AUSTRALIA	6
FRANCE	1
NEW ZEALAND	1
UNITED KINGDOM	2
<b>Rugby Union</b>	<b>6</b>
ITALY	2
UNITED KINGDOM	4
<b>Skating</b>	<b>1</b>
RUSSIAN FEDERATION	1

<b>Sport-Athlete Nationality</b>	<b>ADRV Cases</b>
<b>Skiing</b>	<b>3</b>
AUSTRIA	1
ITALY	1
NETHERLANDS	1
<b>Tennis</b>	<b>1</b>
SWITZERLAND	1
<b>Triathlon</b>	<b>3</b>
AUSTRALIA	1
SPAIN	2
<b>Ultimate Fighting</b>	<b>2</b>
UNITED STATES	2
<b>Volleyball</b>	<b>1</b>
BELGIUM	1
<b>Weightlifting</b>	<b>7</b>
ITALY	1
NORWAY	1
RUSSIAN FEDERATION	2
SEYCHELLES	1
UNITED STATES	2
<b>Wheelchair Basketball</b>	<b>1</b>
UNITED STATES	1
<b>Wrestling</b>	<b>3</b>
DENMARK	1
INDIA	1
UNITED STATES	1
<b>Grand Total</b>	<b>248</b>

\* As indicated in the decisions received by WADA.

Table 2- Non-Analytical ADRV Cases Committed by Athletes by Nationality\* and Sport

Athlete Nationality-Sport	ADRV Cases	Athlete Nationality-Sport	ADRV Cases
<b>AUSTRALIA</b>	<b>40</b>	<b>GERMANY</b>	<b>2</b>
Australian Rules Football	30	Jiu-Jitsu	1
Automobile Sports	1	Powerlifting	1
Cycling	1	<b>INDIA</b>	<b>1</b>
Football	1	Wrestling	1
Rugby League	6	<b>IRAN - ISLAMIC REPUBLIC OF</b>	<b>1</b>
Triathlon	1	Bodybuilding	1
<b>AUSTRIA</b>	<b>3</b>	<b>IRELAND</b>	<b>1</b>
Athletics	1	Cycling	1
Powerlifting	1	<b>ITALY</b>	<b>53</b>
Skiing	1	Archery	1
<b>BELGIUM</b>	<b>24</b>	Athletics	1
Athletics	2	Automobile Sports	9
Baseball	1	Biathlon	1
Bobsleigh	1	Bodybuilding	18
Bodybuilding	18	Canoe/Kayak	1
Cycling	1	Cycling	6
Volleyball	1	Equestrian	1
<b>BRAZIL</b>	<b>2</b>	Field Hockey	1
Bodybuilding	1	Football	3
Cycling	1	Handball	3
<b>CANADA</b>	<b>2</b>	Motorcycle Racing	1
Aquatics	1	Roller Sports	3
Athletics	1	Rugby Union	2
<b>COLOMBIA</b>	<b>1</b>	Skiing	1
Athletics	1	Weightlifting	1
<b>COSTA RICA</b>	<b>2</b>	<b>JAMAICA</b>	<b>1</b>
Bodybuilding	1	Cricket	1
Cycling	1	<b>JORDAN</b>	<b>3</b>
<b>CROATIA</b>	<b>1</b>	Bodybuilding	3
Aquatics	1	<b>KOSOVO</b>	<b>1</b>
<b>CZECH REPUBLIC</b>	<b>5</b>	Judo	1
Bodybuilding	4	<b>LITHUANIA</b>	<b>1</b>
Handball	1	Bodybuilding	1
<b>DENMARK</b>	<b>1</b>	<b>LUXEMBOURG</b>	<b>1</b>
Wrestling	1	Cycling	1
<b>FINLAND</b>	<b>1</b>	<b>MOROCCO</b>	<b>8</b>
Powerlifting	1	Athletics	6
<b>FRANCE</b>	<b>11</b>	Basketball	2
Athletics	1	<b>NETHERLANDS</b>	<b>3</b>
Automobile Sports	1	Automobile Sports	1
Bodybuilding	1	Cycling	1
Boxing	1	Skiing	1
Cycling	2	<b>NEW ZEALAND</b>	<b>1</b>
Equestrian	1	Rugby League	1
Judo	1	<b>NORWAY</b>	<b>2</b>
Kickboxing	2	Football	1
Rugby League	1	Weightlifting	1

\* As indicated in the decisions received by WADA.

Table 2- Non-Analytical ADRV Cases Committed by Athletes by Nationality\* and Sport (continued)

Athlete Nationality-Sport	ADRV Cases	Athlete Nationality-Sport	ADRV Cases
<b>POLAND</b>	<b>1</b>	<b>SPAIN</b>	<b>6</b>
Bodybuilding	1	Athletics	2
<b>PORTUGAL</b>	<b>4</b>	Cycling	1
Athletics	1	Polo	1
Cycling	1	Triathlon	2
Gymnastics	1	<b>SWEDEN</b>	<b>2</b>
Handball	1	Athletics	1
<b>PUERTO RICO</b>	<b>1</b>	Ice Hockey	1
Powerlifting	1	<b>SWITZERLAND</b>	<b>3</b>
<b>QATAR</b>	<b>1</b>	Mountaineering and Climbing	1
Athletics	1	Roller Sports	1
<b>ROMANIA</b>	<b>3</b>	Tennis	1
Aikido	1	<b>TURKEY</b>	<b>2</b>
Bodybuilding	1	Athletics	2
Canoe/Kayak	1	<b>UKRAINE</b>	<b>1</b>
<b>RUSSIAN FEDERATION</b>	<b>24</b>	Athletics	1
Athletics	21	<b>UNITED KINGDOM</b>	<b>9</b>
Skating	1	Boxing	1
Weightlifting	2	Cycling	2
<b>RWANDA</b>	<b>1</b>	Rugby League	2
Athletics	1	Rugby Union	4
<b>SEYCHELLES</b>	<b>1</b>	<b>UNITED STATES</b>	<b>14</b>
Weightlifting	1	Athletics	4
<b>SINGAPORE</b>	<b>1</b>	Cycling	2
Canoe/Kayak	1	Judo	1
<b>SLOVENIA</b>	<b>1</b>	Karate	1
Cycling	1	Ultimate Fighting	2
<b>SOUTH AFRICA</b>	<b>1</b>	Weightlifting	2
Powerlifting	1	Wheelchair Basketball	1
		Wrestling	1
		<b>Grand Total</b>	<b>248</b>

\* As indicated in the decisions received by WADA.

**Table 3- Non-Analytical ADRV Cases Committed by Athlete Support Personnel by Nationality\***

<b>Nationality</b>	<b>Athlete Support Personnel</b>
BRAZIL	2
CHINA	1
COLOMBIA	1
HUNGARY	1
KAZAKHSTAN	3
KOSOVO	1
MOROCCO	2
NETHERLANDS	1
ROMANIA	4
RUSSIAN FEDERATION	2
UKRAINE	1
UNITED KINGDOM	1
UNITED STATES	1
<b>Grand Total</b>	<b>21</b>

\* As indicated in the decisions received by WADA.



**Table 4: Non-Analytical ADRVs by Type of Violation-Athletes and Athlete Support Personnel (ASP)**

Type of Violations according to Code Articles*	Occurences** -Athletes	Occurences** -ASP
Article 2.2 - Use or attempted use***	112	-
Article 2.3 - Refusing, failing without compelling justification or evading	113	-
Article 2.4 - Whereabouts violations****	20	-
Article 2.5 - Tampering or attempted tampering	5	5
Article 2.6 - Possession	42	3
Article 2.7 - Trafficking or attempted trafficking	9	3
Article 2.8 - Administration, attempted administration or assisting, encouraging, aiding, abetting, covering up, etc.	3	13
Article 2.9 - Complicity	4	10
Article 2.10 - Prohibited Association	-	-
<b>Grand Total</b>	<b>308</b>	<b>34</b>

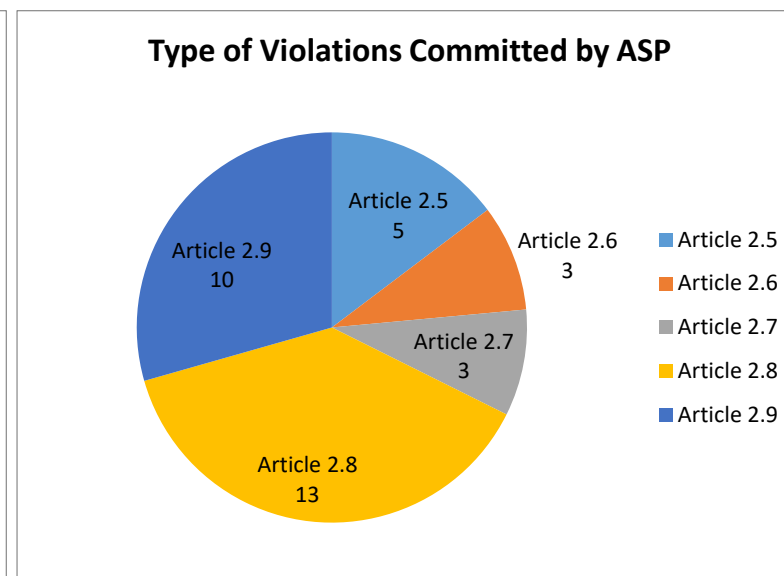
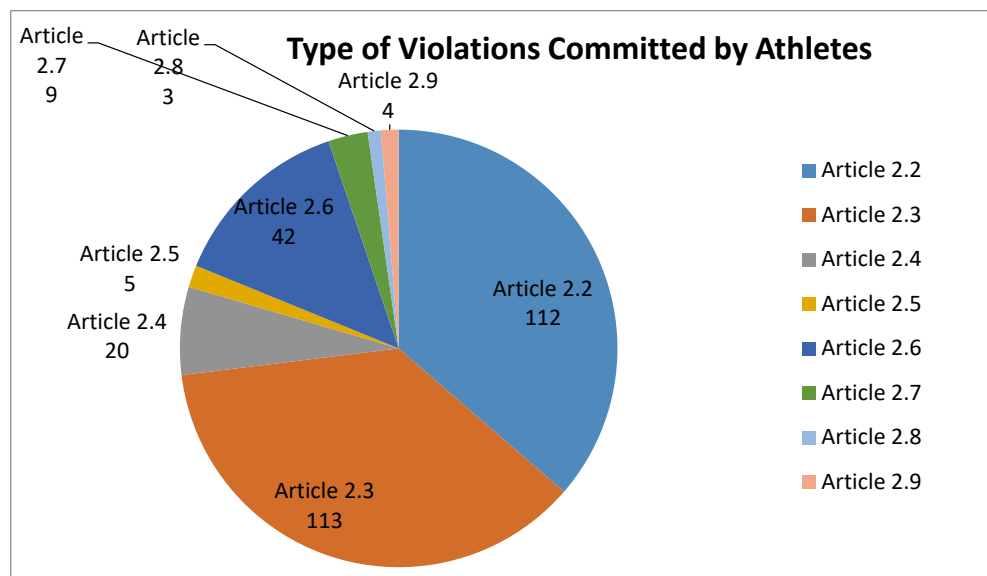
\* The following decisions were rendered in 2016 but were not included in this table.

- Six cases in relation to Article 10.12.1 of the 2015 World Anti-Doping Code - Violation of the prohibition against participation during ineligibility.
- One case involving an organization.
- 60 cases from Italy which involved people that are not a member of any sports federation or association.

\*\* Cases that are classified under multiple Code article violations are calculated as single occurrences for each type of violation. Therefore, the number of total occurrences is larger than that of non-analytical ADRV cases listed in Table 1, Table 2 and Table 3 of this section.

\*\*\* Including 25 ADRVs that were a direct result of Athlete Biological Passport (ABP).

\*\*\*\* Three missed tests and/or filing failures within 12 months in line with Article 2.4 of the 2015 World-Anti Doping Code.





# Section 4: Report of 2016 Total Analytical<sup>1</sup> and Non-Analytical<sup>2</sup> ADRVs

This Report is compiled based on decisions received by WADA before 31 December 2017.

<sup>1</sup> The Analytical ADRVs in this Report refer to violations of World Anti-Doping Code (Code) Article 2.1 (presence of a prohibited substance or its metabolites or markers in an athlete's sample) as the results of AAFs (otherwise known as positive results) related to a urine and/or blood sample collected from an athlete in 2016, analyzed by WADA-accredited Laboratories and reported in ADAMS.

<sup>2</sup> The Non-Analytical ADRVs in this Report refer to ADRVs related to Code Article 2 other than presence of a prohibited substance and based on decisions rendered in 2016 and received by WADA.

**Table 1- Total ADRVs\* from Athletes\*\* by Sport Category**

Ranking by Total ADRVs	Sport - Nationality	Urine				Blood			Total Analytical ADRVs	Total Non-Analytical ADRVs	Total ADRVs
		Out-of-Competition		In-Competition		Out-of-Competition	In-Competition				
		M	F	M	F	M	F	M***			
1	ASOIF	144	52	478	134	4	2	15	829	117	946
2	AIMS	30	10	168	38	-	-	-	246	58	304
3	Other****	18	2	40	12	-	-	-	72	31	103
4	ARISF	6	-	62	9	-	-	-	77	22	99
5	Other Code Signatories	7	-	22	6	-	-	-	35	12	47
6	AIOWF	1	1	18	5	-	-	-	25	7	32
7	IPC	11	1	11	3	-	-	-	26	-	26
8	Sports for Athletes with an Impairment	7	-	4	5	-	-	-	16	1	17
	<b>Grand Total</b>	<b>224</b>	<b>66</b>	<b>803</b>	<b>212</b>	<b>4</b>	<b>2</b>	<b>15</b>	<b>1326</b>	<b>248</b>	<b>1574</b>

\* Based on each AAF or violation which may not be the same as the number of decisions rendered. A decision may refer to multiple AAFs or non-analytical violations from the same athlete.

\*\* The 21 non-analytical ADRVs from Athlete Support Personnel are not included in the tables of this section.

\*\*\* No ADRV from female athletes following in-competition blood collection.

\*\*\*\* Sports connected with organizations that are not included in the categories explicitly listed in this table.

**Table 2- Total ADRVs from Athletes - ASOIF Sports by Nationality\***

Ranking by Total ADRVs	Sport - Nationality	Urine				Blood			Total Analytical ADRVs	Total Non-Analytical ADRVs	Total ADRVs
		Out-of-Competition		In-Competition		Out-of-Competition	In-Competition				
		M	F	M	F	M	F	M			
7	<b>Aquatics</b>	<b>3</b>	<b>5</b>	<b>18</b>	<b>7</b>	-	-	-	<b>33</b>	<b>2</b>	<b>35</b>
	ARGENTINA	-	-	1	-	-	-	-	1	-	1
	BELGIUM	-	-	1	-	-	-	-	1	-	1
	BRAZIL	-	1	-	-	-	-	-	1	-	1
	BULGARIA	-	-	1	-	-	-	-	1	-	1
	CANADA	-	-	-	-	-	-	-	-	1	1
	CHILE	-	-	3	-	-	-	-	3	-	3
	CHINA	2	3	-	1	-	-	-	6	-	6
	CROATIA	-	-	-	-	-	-	-	-	1	1
	DENMARK	-	-	-	1	-	-	-	1	-	1
	EGYPT	-	-	1	1	-	-	-	2	-	2
	FRANCE	-	-	1	-	-	-	-	1	-	1
	GEORGIA	1	-	-	-	-	-	-	1	-	1
	GREECE	-	1	-	-	-	-	-	1	-	1
	INDIA	-	-	1	-	-	-	-	1	-	1
	IRAN - ISLAMIC REPUBLIC OF	-	-	2	-	-	-	-	2	-	2
	ITALY	-	-	3	2	-	-	-	5	-	5
	LATVIA	-	-	1	-	-	-	-	1	-	1
	MOLDOVA - REPUBLIC OF	-	-	1	-	-	-	-	1	-	1
	NETHERLANDS	-	-	1	-	-	-	-	1	-	1
	ROMANIA	-	-	-	1	-	-	-	1	-	1
	SLOVENIA	-	-	-	1	-	-	-	1	-	1
	SOUTH AFRICA	-	-	1	-	-	-	-	1	-	1
18	<b>Archery</b>	-	-	<b>2</b>	<b>2</b>	-	-	-	<b>4</b>	<b>1</b>	<b>5</b>
	CANADA	-	-	1	-	-	-	-	1	-	1
	EL SALVADOR	-	-	1	-	-	-	-	1	-	1
	ITALY	-	-	-	-	-	-	-	-	1	1
	MALAYSIA	-	-	-	2	-	-	-	2	-	2
1	<b>Athletics</b>	<b>25</b>	<b>19</b>	<b>60</b>	<b>47</b>	<b>1</b>	<b>2</b>	<b>4</b>	<b>158</b>	<b>47</b>	<b>205</b>
	ALGERIA	-	-	-	1	-	-	-	1	-	1
	AUSTRALIA	-	-	1	-	-	-	-	1	-	1
	AUSTRIA	-	-	-	-	-	-	-	-	1	1
	BAHAMAS	-	-	1	-	-	-	-	1	-	1
	BELARUS	1	-	-	-	-	-	-	1	-	1
	BELGIUM	-	-	-	-	-	-	-	-	2	2
	BRAZIL	-	1	1	4	-	-	-	6	-	6
	BULGARIA	-	-	-	-	-	1	-	1	-	1
	CANADA	-	-	-	-	-	-	-	-	1	1
	CHILE	1	-	1	1	-	-	2	5	-	5
	CHINA	-	-	3	2	-	-	-	5	-	5
	CHINESE TAIPEI	-	1	-	-	-	-	-	1	-	1
	COLOMBIA	-	-	-	-	-	-	-	-	1	1
	CROATIA	1	-	-	-	-	-	-	1	-	1
	ECUADOR	-	1	-	1	-	-	-	2	-	2
	ESTONIA	-	1	-	-	-	-	-	1	-	1
	ETHIOPIA	2	-	2	1	-	-	-	5	-	5
	FRANCE	-	-	5	2	-	-	1	8	1	9
	GERMANY	1	-	-	1	-	-	-	2	-	2
	GREECE	-	-	1	-	-	-	-	1	-	1
	GUATEMALA	-	-	-	1	-	-	-	1	-	1
	HUNGARY	-	-	2	-	-	-	-	2	-	2
	INDIA	2	-	8	11	-	-	-	21	-	21
	IRAN - ISLAMIC REPUBLIC OF	-	-	3	1	-	-	-	4	-	4
	ITALY	1	-	3	3	-	-	-	7	1	8

\* As indicated in the decisions received by WADA.

Table 2- Total ADRVs from Athletes - ASOIF Sports by Nationality\* (continued)

Ranking by Total ADRVs	Sport - Nationality	Urine				Blood				Total	Total	Total
		Out-of-Competition		In-Competition		Out-of-Competition		In-Competition		Analytical	Non-Analytical	ADRVs
		M	F	M	F	M	F	M	F	ADRVs	ADRVs	ADRVs
	JAMAICA	2	-	-	-	-	-	-	-	2	-	2
	JAPAN	-	-	1	-	-	-	-	-	1	-	1
	KAZAKHSTAN	-	2	-	1	-	-	-	-	3	-	3
	KENYA	-	1	2	4	-	-	-	-	7	-	7
	LITHUANIA	-	1	1	-	-	-	-	-	2	-	2
	MONGOLIA	-	-	1	-	-	-	-	-	1	-	1
	MOROCCO	4	-	3	1	-	-	-	-	8	6	14
	NETHERLANDS	-	-	1	-	-	-	-	-	1	-	1
	POLAND	-	-	1	-	-	-	-	-	1	-	1
	PORTUGAL	-	-	-	-	-	-	-	-	-	1	1
	PUERTO RICO	1	-	-	-	-	-	-	-	1	-	1
	QATAR	-	-	-	-	-	-	-	-	-	1	1
	ROMANIA	1	2	3	3	-	-	-	-	9	-	9
	RUSSIAN FEDERATION	3	5	-	1	-	-	-	-	9	21	30
	RWANDA	-	-	-	-	-	-	-	-	-	1	1
	SAUDI ARABIA	1	-	6	-	1	-	1	-	9	-	9
	SEYCHELLES	1	-	-	-	-	-	-	-	1	-	1
	SOUTH AFRICA	-	-	1	3	-	-	-	-	4	-	4
	SPAIN	-	-	4	-	-	-	-	-	4	2	6
	SWEDEN	2	-	-	-	-	-	-	-	2	1	3
	TAJIKISTAN	1	-	-	-	-	-	-	-	1	-	1
	TANZANIA - UNITED REPUBLIC OF	-	-	2	-	-	-	-	-	2	-	2
	TURKEY	-	-	-	2	-	-	-	-	2	2	4
	UKRAINE	-	1	1	-	-	1	-	-	3	1	4
	UNITED STATES	-	3	2	2	-	-	-	-	7	4	11
	VIET NAM	-	-	-	1	-	-	-	-	1	-	1
<b>22</b>	<b>Badminton</b>	-	-	<b>1</b>	<b>1</b>	-	-	-	-	<b>2</b>	-	<b>2</b>
	BELGIUM	-	-	1	-	-	-	-	-	1	-	1
	UNITED STATES	-	-	-	1	-	-	-	-	1	-	1
<b>10</b>	<b>Basketball</b>	<b>1</b>	-	<b>25</b>	<b>1</b>	-	-	-	-	<b>27</b>	<b>2</b>	<b>29</b>
	AUSTRALIA	-	-	2	-	-	-	-	-	2	-	2
	BELGIUM	-	-	1	-	-	-	-	-	1	-	1
	BRAZIL	-	-	1	-	-	-	-	-	1	-	1
	CHILE	-	-	1	-	-	-	-	-	1	-	1
	FINLAND	-	-	1	-	-	-	-	-	1	-	1
	FRANCE	-	-	2	-	-	-	-	-	2	-	2
	GREECE	-	-	1	-	-	-	-	-	1	-	1
	IRAN - ISLAMIC REPUBLIC OF	-	-	3	-	-	-	-	-	3	-	3
	IRAQ	1	-	-	-	-	-	-	-	1	-	1
	ITALY	-	-	3	-	-	-	-	-	3	-	3
	LEBANON	-	-	2	-	-	-	-	-	2	-	2
	LUXEMBOURG	-	-	1	-	-	-	-	-	1	-	1
	MOROCCO	-	-	-	-	-	-	-	-	-	2	2
	SAUDI ARABIA	-	-	1	-	-	-	-	-	1	-	1
	TURKEY	-	-	3	1	-	-	-	-	4	-	4
	UNITED STATES	-	-	3	-	-	-	-	-	3	-	3
<b>7</b>	<b>Boxing</b>	<b>9</b>	-	<b>23</b>	<b>1</b>	-	-	-	-	<b>33</b>	<b>2</b>	<b>35</b>
	BELGIUM	-	-	2	-	-	-	-	-	2	-	2
	CAMBODIA	-	-	1	-	-	-	-	-	1	-	1
	CHILE	-	-	3	-	-	-	-	-	3	-	3
	CHINA	-	-	1	-	-	-	-	-	1	-	1
	CZECH REPUBLIC	1	-	1	-	-	-	-	-	2	-	2
	DENMARK	-	-	1	-	-	-	-	-	1	-	1
	EGYPT	1	-	1	-	-	-	-	-	2	-	2
	FRANCE	-	-	2	-	-	-	-	-	2	1	3
	GEORGIA	-	-	1	-	-	-	-	-	1	-	1
	IRAQ	2	-	-	-	-	-	-	-	2	-	2
	MALAYSIA	-	-	1	-	-	-	-	-	1	-	1
	MOROCCO	2	-	-	-	-	-	-	-	2	-	2
	PANAMA	-	-	1	-	-	-	-	-	1	-	1
	POLAND	-	-	-	1	-	-	-	-	1	-	1
	RUSSIAN FEDERATION	-	-	3	-	-	-	-	-	3	-	3
	SERBIA	-	-	1	-	-	-	-	-	1	-	1
	SLOVAKIA	-	-	1	-	-	-	-	-	1	-	1
	SOUTH AFRICA	-	-	1	-	-	-	-	-	1	-	1
	SWEDEN	1	-	-	-	-	-	-	-	1	-	1
	TURKEY	2	-	1	-	-	-	-	-	3	-	3
	UNITED KINGDOM	-	-	-	-	-	-	-	-	-	1	1
	UZBEKISTAN	-	-	1	-	-	-	-	-	1	-	1

\* As indicated in the decisions received by WADA.

Table 2- Total ADRVs from Athletes - ASOIF Sports by Nationality\* (continued)

Ranking by Total ADRVs	Sport - Nationality	Urine				Blood				Total	Total	Total
		Out-of-Competition		In-Competition		Out-of-Competition		In-Competition		Analytical	Non-Analytical	ADRVs
		M	F	M	F	M	F	M	F	ADRVs	ADRVs	ADRVs
<b>9</b>	<b>Canoe/Kayak</b>	<b>16</b>	<b>3</b>	<b>5</b>	<b>4</b>	<b>1</b>	-	-	-	<b>29</b>	<b>3</b>	<b>32</b>
	AUSTRALIA	-	1	-	-	-	-	-	-	1	-	1
	BELARUS	3	-	-	-	-	-	-	-	3	-	3
	BRAZIL	-	-	-	1	-	-	-	-	1	-	1
	CHILE	-	-	1	-	-	-	-	-	1	-	1
	HUNGARY	-	-	1	-	-	-	-	-	1	-	1
	ITALY	-	-	-	-	-	-	-	-	-	1	1
	KAZAKHSTAN	3	1	-	1	-	-	-	-	5	-	5
	LITHUANIA	-	-	1	-	-	-	-	-	1	-	1
	MOLDOVA - REPUBLIC OF	1	-	-	-	-	-	-	-	1	-	1
	MOROCCO	1	-	-	-	-	-	-	-	1	-	1
	POLAND	-	-	-	1	-	-	-	-	1	-	1
	ROMANIA	8	1	2	1	1	-	-	-	13	1	14
	SINGAPORE	-	-	-	-	-	-	-	-	-	1	1
<b>2</b>	<b>Cycling</b>	<b>20</b>	<b>3</b>	<b>95</b>	<b>13</b>	<b>1</b>	-	-	<b>11</b>	<b>143</b>	<b>22</b>	<b>165</b>
	ARGENTINA	-	-	1	-	-	-	-	-	1	-	1
	AUSTRALIA	-	-	1	-	-	-	-	-	1	1	2
	AUSTRIA	-	-	2	-	-	-	-	-	2	-	2
	BELARUS	-	2	-	-	-	-	-	-	2	-	2
	BELGIUM	1	-	6	-	-	-	-	-	7	1	8
	BELIZE	-	-	2	-	-	-	-	-	2	-	2
	BRAZIL	2	-	2	-	1	-	-	1	6	1	7
	BULGARIA	-	-	2	-	-	-	-	-	2	-	2
	CANADA	1	-	-	-	-	-	-	-	1	-	1
	CHILE	-	-	4	1	-	-	-	-	5	-	5
	CHINA	1	-	-	-	-	-	-	-	1	-	1
	COLOMBIA	-	-	3	-	-	-	-	3	6	-	6
	COSTA RICA	-	-	-	-	-	-	-	-	-	1	1
	CROATIA	-	-	1	-	-	-	-	-	1	-	1
	CUBA	-	-	1	-	-	-	-	-	1	-	1
	CZECH REPUBLIC	2	-	-	-	-	-	-	-	2	-	2
	FRANCE	-	-	7	-	-	-	-	3	10	2	12
	GERMANY	1	-	-	-	-	-	-	-	1	-	1
	IRAN - ISLAMIC REPUBLIC OF	-	-	10	2	-	-	-	-	12	-	12
	IRELAND	-	-	-	-	-	-	-	-	-	1	1
	ITALY	1	-	27	2	-	-	-	2	32	6	38
	JAPAN	-	-	1	-	-	-	-	-	1	-	1
	LUXEMBOURG	-	-	-	-	-	-	-	-	-	1	1
	MEXICO	-	-	-	1	-	-	-	-	1	-	1
	NETHERLANDS	-	-	-	-	-	-	-	-	-	1	1
	NORWAY	-	-	1	-	-	-	-	-	1	-	1
	POLAND	-	-	3	1	-	-	-	1	5	-	5
	PORTUGAL	-	-	3	1	-	-	-	-	4	1	5
	RUSSIAN FEDERATION	2	1	2	1	-	-	-	-	6	-	6
	SLOVENIA	-	-	1	-	-	-	-	-	1	1	2
	SOUTH AFRICA	-	-	3	1	-	-	-	-	4	-	4
	SPAIN	2	-	2	1	-	-	-	-	5	1	6
	SRI LANKA	-	-	1	-	-	-	-	-	1	-	1
	SWITZERLAND	-	-	1	-	-	-	-	-	1	-	1
	UNITED ARAB EMIRATES	-	-	1	-	-	-	-	-	1	-	1
	UNITED KINGDOM	-	-	3	-	-	-	-	-	3	2	5
	UNITED STATES	-	-	3	2	-	-	-	-	5	2	7
	URUGUAY	7	-	-	-	-	-	-	-	7	-	7
	UZBEKISTAN	-	-	1	-	-	-	-	-	1	-	1
	VENEZUELA	-	-	-	-	-	-	-	1	1	-	1
<b>20</b>	<b>Equestrian</b>	-	-	<b>1</b>	<b>1</b>	-	-	-	-	<b>2</b>	<b>2</b>	<b>4</b>
	FRANCE	-	-	1	-	-	-	-	-	1	1	2
	ITALY	-	-	-	-	-	-	-	-	-	1	1
	UNITED STATES	-	-	-	1	-	-	-	-	1	-	1
<b>25</b>	<b>Fencing</b>	-	-	<b>1</b>	-	-	-	-	-	<b>1</b>	-	<b>1</b>
	ROMANIA	-	-	1	-	-	-	-	-	1	-	1
<b>21</b>	<b>Field Hockey</b>	-	-	<b>2</b>	-	-	-	-	-	<b>2</b>	<b>1</b>	<b>3</b>
	ITALY	-	-	-	-	-	-	-	-	-	1	1
	SOUTH AFRICA	-	-	2	-	-	-	-	-	2	-	2

\* As indicated in the decisions received by WADA.

Table 2- Total ADRVs from Athletes - ASOIF Sports by Nationality\* (continued)

Ranking by Total ADRVs	Sport - Nationality	Urine				Blood				Total Analytical ADRVs	Total Non-Analytical ADRVs	Total ADRVs	
		Out-of-Competition		In-Competition		Out-of-Competition		In-Competition		M	F	M	F
		M	F	M	F	M	F	M	F				
<b>4</b>	<b>Football</b>	<b>6</b>	-	<b>67</b>	<b>1</b>	-	-	-	-	<b>74</b>	<b>5</b>	<b>79</b>	
	ALGERIA	-	-	2	-	-	-	-	-	2	-	2	
	ARGENTINA	-	-	3	-	-	-	-	-	3	-	3	
	AUSTRALIA	-	-	-	-	-	-	-	-	-	1	1	
	BELGIUM	-	-	3	-	-	-	-	-	3	-	3	
	BRAZIL	-	-	17	-	-	-	-	-	17	-	17	
	CHINA	2	-	1	-	-	-	-	-	3	-	3	
	COLOMBIA	-	-	2	-	-	-	-	-	2	-	2	
	CONGO - DEMOCRATIC REPUBLIC OF THE	-	-	1	-	-	-	-	-	1	-	1	
	ECUADOR	-	-	1	-	-	-	-	-	1	-	1	
	FRANCE	-	-	2	-	-	-	-	-	2	-	2	
	GUAM	-	-	1	-	-	-	-	-	1	-	1	
	HONG KONG	-	-	1	-	-	-	-	-	1	-	1	
	IRAN - ISLAMIC REPUBLIC OF	-	-	5	-	-	-	-	-	5	-	5	
	ITALY	-	-	4	-	-	-	-	-	4	3	7	
	JAPAN	-	-	1	-	-	-	-	-	1	-	1	
	KAZAKHSTAN	-	-	-	1	-	-	-	-	1	-	1	
	KOREA - REPUBLIC OF	-	-	1	-	-	-	-	-	1	-	1	
	MALTA	-	-	4	-	-	-	-	-	4	-	4	
	NEW ZEALAND	-	-	1	-	-	-	-	-	1	-	1	
	NORWAY	1	-	1	-	-	-	-	-	2	1	3	
	PARAGUAY	-	-	1	-	-	-	-	-	1	-	1	
	PORTUGAL	1	-	2	-	-	-	-	-	3	-	3	
	QATAR	-	-	1	-	-	-	-	-	1	-	1	
	RUSSIAN FEDERATION	-	-	1	-	-	-	-	-	1	-	1	
	SAUDI ARABIA	-	-	1	-	-	-	-	-	1	-	1	
	SERBIA	-	-	1	-	-	-	-	-	1	-	1	
	SOUTH AFRICA	-	-	2	-	-	-	-	-	2	-	2	
	SWEDEN	-	-	1	-	-	-	-	-	1	-	1	
	SWITZERLAND	2	-	-	-	-	-	-	-	2	-	2	
	UKRAINE	-	-	1	-	-	-	-	-	1	-	1	
	UNITED ARAB EMIRATES	-	-	1	-	-	-	-	-	1	-	1	
	UNITED KINGDOM	-	-	3	-	-	-	-	-	3	-	3	
	UZBEKISTAN	-	-	1	-	-	-	-	-	1	-	1	
<b>18</b>	<b>Gymnastics</b>	-	-	<b>2</b>	<b>2</b>	-	-	-	-	<b>4</b>	<b>1</b>	<b>5</b>	
	BELGIUM	-	-	-	1	-	-	-	-	1	-	1	
	FRANCE	-	-	-	1	-	-	-	-	1	-	1	
	ITALY	-	-	1	-	-	-	-	-	1	-	1	
	KOREA - REPUBLIC OF	-	-	1	-	-	-	-	-	1	-	1	
	PORTUGAL	-	-	-	-	-	-	-	-	-	1	1	
<b>15</b>	<b>Handball</b>	-	<b>1</b>	<b>7</b>	<b>2</b>	-	-	-	-	<b>10</b>	<b>5</b>	<b>15</b>	
	CUBA	-	1	-	-	-	-	-	-	1	-	1	
	CZECH REPUBLIC	-	-	-	-	-	-	-	-	-	1	1	
	FRANCE	-	-	1	-	-	-	-	-	1	-	1	
	HUNGARY	-	-	-	1	-	-	-	-	1	-	1	
	IRAN - ISLAMIC REPUBLIC OF	-	-	2	-	-	-	-	-	2	-	2	
	ITALY	-	-	-	-	-	-	-	-	-	3	3	
	POLAND	-	-	-	1	-	-	-	-	1	-	1	
	PORTUGAL	-	-	-	-	-	-	-	-	-	1	1	
	SAUDI ARABIA	-	-	3	-	-	-	-	-	3	-	3	
	UNITED STATES	-	-	1	-	-	-	-	-	1	-	1	
<b>11</b>	<b>Judo</b>	<b>4</b>	-	<b>14</b>	<b>6</b>	-	-	-	-	<b>24</b>	<b>3</b>	<b>27</b>	
	BELGIUM	-	-	-	2	-	-	-	-	2	-	2	
	BRAZIL	-	-	1	1	-	-	-	-	2	-	2	
	BULGARIA	-	-	2	-	-	-	-	-	2	-	2	
	CHILE	1	-	-	-	-	-	-	-	1	-	1	
	CHINA	-	-	-	1	-	-	-	-	1	-	1	
	ECUADOR	-	-	1	1	-	-	-	-	2	-	2	
	EGYPT	1	-	1	1	-	-	-	-	3	-	3	
	FRANCE	-	-	1	-	-	-	-	-	1	1	2	
	IRAN - ISLAMIC REPUBLIC OF	-	-	3	-	-	-	-	-	3	-	3	
	ITALY	-	-	1	-	-	-	-	-	1	-	1	
	KAZAKHSTAN	-	-	2	-	-	-	-	-	2	-	2	
	KOSOVO	-	-	-	-	-	-	-	-	-	1	1	
	MOROCCO	1	-	-	-	-	-	-	-	1	-	1	
	POLAND	-	-	1	-	-	-	-	-	1	-	1	
	SAN MARINO	1	-	-	-	-	-	-	-	1	-	1	
	SAUDI ARABIA	-	-	1	-	-	-	-	-	1	-	1	
	UNITED STATES	-	-	-	-	-	-	-	-	-	1	1	
<b>22</b>	<b>Modern Pentathlon</b>	-	<b>1</b>	<b>1</b>	-	-	-	-	-	<b>2</b>	-	<b>2</b>	
	CHINA	-	1	1	-	-	-	-	-	2	-	2	

\* As indicated in the decisions received by WADA.

Table 2- Total ADRVs from Athletes - ASOIF Sports by Nationality\* (continued)

Ranking by Total ADRVs	Sport - Nationality	Urine				Blood				Total Analytical ADRVs	Total Non-Analytical ADRVs	Total ADRVs
		Out-of-Competition		In-Competition		Out-of-Competition		In-Competition				
		M	F	M	F	M	F	M	F			
<b>17</b>	<b>Rowing</b>	<b>3</b>	<b>2</b>	<b>-</b>	<b>1</b>	<b>-</b>	<b>-</b>	<b>-</b>	<b>-</b>	<b>6</b>	<b>-</b>	<b>6</b>
	CHINA	-	1	-	-	-	-	-	-	1	-	1
	ITALY	2	-	-	-	-	-	-	-	2	-	2
	ROMANIA	-	1	-	-	-	-	-	-	1	-	1
	UKRAINE	1	-	-	-	-	-	-	-	1	-	1
	UNITED KINGDOM	-	-	-	1	-	-	-	-	1	-	1
<b>6</b>	<b>Rugby Union</b>	<b>21</b>	<b>-</b>	<b>28</b>	<b>1</b>	<b>-</b>	<b>-</b>	<b>-</b>	<b>-</b>	<b>50</b>	<b>6</b>	<b>56</b>
	ARGENTINA	1	-	1	-	-	-	-	-	2	-	2
	AUSTRALIA	2	-	-	-	-	-	-	-	2	-	2
	BRAZIL	1	-	-	-	-	-	-	-	1	-	1
	DENMARK	-	-	1	-	-	-	-	-	1	-	1
	FRANCE	1	-	5	-	-	-	-	-	6	-	6
	ITALY	2	-	1	-	-	-	-	-	3	2	5
	KOREA - REPUBLIC OF	-	-	1	-	-	-	-	-	1	-	1
	NAMIBIA	2	-	-	-	-	-	-	-	2	-	2
	POLAND	-	-	1	-	-	-	-	-	1	-	1
	ROMANIA	-	-	3	-	-	-	-	-	3	-	3
	RUSSIAN FEDERATION	-	-	-	1	-	-	-	-	1	-	1
	SOUTH AFRICA	8	-	13	-	-	-	-	-	21	-	21
	SPAIN	-	-	1	-	-	-	-	-	1	-	1
	SRI LANKA	-	-	1	-	-	-	-	-	1	-	1
	TUNISIA	1	-	-	-	-	-	-	-	1	-	1
	UNITED KINGDOM	2	-	-	-	-	-	-	-	2	4	6
	URUGUAY	1	-	-	-	-	-	-	-	1	-	1
<b>25</b>	<b>Sailing</b>	<b>-</b>	<b>1</b>	<b>-</b>	<b>-</b>	<b>-</b>	<b>-</b>	<b>-</b>	<b>-</b>	<b>1</b>	<b>-</b>	<b>1</b>
	ITALY	-	1	-	-	-	-	-	-	1	-	1
<b>22</b>	<b>Table Tennis</b>	<b>-</b>	<b>1</b>	<b>1</b>	<b>-</b>	<b>-</b>	<b>-</b>	<b>-</b>	<b>-</b>	<b>2</b>	<b>-</b>	<b>2</b>
	AUSTRALIA	-	1	-	-	-	-	-	-	1	-	1
	NORWAY	-	-	1	-	-	-	-	-	1	-	1
<b>12</b>	<b>Taekwondo</b>	<b>2</b>	<b>1</b>	<b>9</b>	<b>5</b>	<b>-</b>	<b>-</b>	<b>-</b>	<b>-</b>	<b>17</b>	<b>-</b>	<b>17</b>
	BELARUS	1	-	-	-	-	-	-	-	1	-	1
	BRAZIL	-	-	-	1	-	-	-	-	1	-	1
	CHINA	-	-	1	1	-	-	-	-	2	-	2
	CYPRUS	-	-	-	1	-	-	-	-	1	-	1
	INDIA	1	-	-	-	-	-	-	-	1	-	1
	IRAN - ISLAMIC REPUBLIC OF	-	-	3	-	-	-	-	-	3	-	3
	KAZAKHSTAN	-	-	1	1	-	-	-	-	2	-	2
	MOROCCO	-	1	-	-	-	-	-	-	1	-	1
	PERU	-	-	1	-	-	-	-	-	1	-	1
	SAUDI ARABIA	-	-	1	-	-	-	-	-	1	-	1
	THAILAND	-	-	1	-	-	-	-	-	1	-	1
	TURKEY	-	-	-	1	-	-	-	-	1	-	1
	UNITED STATES	-	-	1	-	-	-	-	-	1	-	1
<b>16</b>	<b>Tennis</b>	<b>-</b>	<b>1</b>	<b>5</b>	<b>1</b>	<b>-</b>	<b>-</b>	<b>-</b>	<b>-</b>	<b>7</b>	<b>1</b>	<b>8</b>
	BRAZIL	-	-	3	-	-	-	-	-	3	-	3
	FRANCE	-	-	1	-	-	-	-	-	1	-	1
	KAZAKHSTAN	-	-	1	-	-	-	-	-	1	-	1
	RUSSIAN FEDERATION	-	1	-	1	-	-	-	-	2	-	2
	SWITZERLAND	-	-	-	-	-	-	-	-	-	1	1
<b>13</b>	<b>Triathlon</b>	<b>3</b>	<b>1</b>	<b>4</b>	<b>5</b>	<b>-</b>	<b>-</b>	<b>-</b>	<b>-</b>	<b>13</b>	<b>3</b>	<b>16</b>
	AUSTRALIA	-	-	-	1	-	-	-	-	1	1	2
	AUSTRIA	-	-	1	-	-	-	-	-	1	-	1
	BELGIUM	1	-	-	-	-	-	-	-	1	-	1
	CHILE	-	1	-	-	-	-	-	-	1	-	1
	CHINA	-	-	2	-	-	-	-	-	2	-	2
	FRANCE	-	-	-	1	-	-	-	-	1	-	1
	ITALY	1	-	1	-	-	-	-	-	2	-	2
	NORWAY	1	-	-	-	-	-	-	-	1	-	1
	POLAND	-	-	-	1	-	-	-	-	1	-	1
	SOUTH AFRICA	-	-	-	1	-	-	-	-	1	-	1
	SPAIN	-	-	-	1	-	-	-	-	1	2	3
<b>13</b>	<b>Volleyball</b>	<b>2</b>	<b>3</b>	<b>10</b>	<b>-</b>	<b>-</b>	<b>-</b>	<b>-</b>	<b>-</b>	<b>15</b>	<b>1</b>	<b>16</b>
	BELGIUM	-	-	-	-	-	-	-	-	-	1	1
	CZECH REPUBLIC	-	-	1	-	-	-	-	-	1	-	1
	INDIA	-	-	1	-	-	-	-	-	1	-	1
	IRAN - ISLAMIC REPUBLIC OF	-	-	3	-	-	-	-	-	3	-	3
	ITALY	-	1	1	-	-	-	-	-	2	-	2
	PERU	-	2	-	-	-	-	-	-	2	-	2
	POLAND	-	-	1	-	-	-	-	-	1	-	1
	RUSSIAN FEDERATION	1	-	-	-	-	-	-	-	1	-	1
	SENEGAL	-	-	1	-	-	-	-	-	1	-	1
	SPAIN	-	-	1	-	-	-	-	-	1	-	1
	TRINIDAD AND TOBAGO	1	-	1	-	-	-	-	-	2	-	2

\* As indicated in the decisions received by WADA.

Table 2- Total ADRVs from Athletes - ASOIF Sports by Nationality\* (continued)

Ranking by Total ADRVs	Sport - Nationality	Urine				Blood				Total Analytical ADRVs	Total Non-Analytical ADRVs	Total ADRVs
		Out-of-Competition		In-Competition		Out-of-Competition		In-Competition				
		M	F	M	F	M	F	M	F			
<b>3</b>	<b>Weightlifting</b>	<b>21</b>	<b>8</b>	<b>54</b>	<b>25</b>	<b>1</b>	-	-	-	<b>109</b>	<b>7</b>	<b>116</b>
	AFGHANISTAN	-	-	1	-	-	-	-	-	1	-	1
	ARGENTINA	-	-	-	1	-	-	-	-	1	-	1
	AUSTRALIA	-	-	1	2	-	-	-	-	3	-	3
	BELARUS	-	-	1	-	-	-	-	-	1	-	1
	CANADA	-	1	-	-	-	-	-	-	1	-	1
	CHILE	-	1	-	-	-	-	-	-	1	-	1
	CHINA	2	2	-	-	-	-	-	-	4	-	4
	CHINESE TAIPEI	-	-	-	1	-	-	-	-	1	-	1
	CUBA	-	-	1	-	-	-	-	-	1	-	1
	CZECH REPUBLIC	1	-	-	-	-	-	-	-	1	-	1
	DENMARK	-	-	-	1	-	-	-	-	1	-	1
	EGYPT	1	-	2	5	-	-	-	-	8	-	8
	FRANCE	-	-	4	3	-	-	-	-	7	-	7
	GERMANY	-	-	2	-	-	-	-	-	2	-	2
	GUATEMALA	-	-	1	-	-	-	-	-	1	-	1
	HUNGARY	1	-	-	-	-	-	-	-	1	-	1
	INDIA	-	-	12	2	-	-	-	-	14	-	14
	IRAN - ISLAMIC REPUBLIC OF	4	-	2	-	-	-	-	-	6	-	6
	IRAQ	1	-	2	-	-	-	-	-	3	-	3
	ITALY	-	-	1	-	-	-	-	-	1	1	2
	KAZAKHSTAN	-	-	3	1	-	-	-	-	4	-	4
	KOREA - REPUBLIC OF	-	-	-	1	-	-	-	-	1	-	1
	KYRGYZSTAN	-	-	1	-	-	-	-	-	1	-	1
	MALAYSIA	2	-	1	-	-	-	-	-	3	-	3
	MONGOLIA	1	-	-	-	-	-	-	-	1	-	1
	NORWAY	-	1	-	-	-	-	-	-	1	1	2
	POLAND	4	-	4	-	1	-	-	-	9	-	9
	PUERTO RICO	-	-	1	-	-	-	-	-	1	-	1
	ROMANIA	-	1	1	-	-	-	-	-	2	-	2
	RUSSIAN FEDERATION	-	-	1	-	-	-	-	-	1	2	3
	SEYCHELLES	-	-	-	-	-	-	-	-	-	1	1
	SOUTH AFRICA	-	-	2	-	-	-	-	-	2	-	2
	SPAIN	1	-	1	-	-	-	-	-	2	-	2
	STATE OF LIBYA	-	-	1	-	-	-	-	-	1	-	1
	TURKEY	1	1	1	-	-	-	-	-	3	-	3
	UKRAINE	-	1	-	1	-	-	-	-	2	-	2
	UNITED KINGDOM	-	-	1	1	-	-	-	-	2	-	2
	UNITED STATES	2	-	5	5	-	-	-	-	12	2	14
	VENEZUELA	-	-	-	1	-	-	-	-	1	-	1
	YEMEN	-	-	1	-	-	-	-	-	1	-	1
<b>5</b>	<b>Wrestling</b>	<b>8</b>	<b>2</b>	<b>43</b>	<b>8</b>	-	-	-	-	<b>61</b>	<b>3</b>	<b>64</b>
	ARMENIA	-	-	1	-	-	-	-	-	1	-	1
	AUSTRALIA	-	-	1	-	-	-	-	-	1	-	1
	AZERBAIJAN	-	-	2	-	-	-	-	-	2	-	2
	BELARUS	1	-	1	-	-	-	-	-	2	-	2
	BELGIUM	-	-	1	-	-	-	-	-	1	-	1
	BULGARIA	-	-	3	-	-	-	-	-	3	-	3
	CANADA	-	-	1	-	-	-	-	-	1	-	1
	CZECH REPUBLIC	1	-	-	-	-	-	-	-	1	-	1
	DENMARK	-	-	-	-	-	-	-	-	-	1	1
	ECUADOR	-	-	1	1	-	-	-	-	2	-	2
	EGYPT	-	-	3	-	-	-	-	-	3	-	3
	FRANCE	-	-	5	-	-	-	-	-	5	-	5
	GERMANY	-	-	3	-	-	-	-	-	3	-	3
	INDIA	1	2	1	-	-	-	-	-	4	1	5
	IRAN - ISLAMIC REPUBLIC OF	-	-	1	-	-	-	-	-	1	-	1
	KAZAKHSTAN	-	-	7	2	-	-	-	-	9	-	9
	MOLDOVA - REPUBLIC OF	-	-	1	-	-	-	-	-	1	-	1
	NORWAY	-	-	1	-	-	-	-	-	1	-	1
	ROMANIA	1	-	-	5	-	-	-	-	6	-	6
	SAUDI ARABIA	-	-	3	-	-	-	-	-	3	-	3
	SLOVAKIA	2	-	-	-	-	-	-	-	2	-	2
	TURKEY	-	-	4	-	-	-	-	-	4	-	4
	UKRAINE	-	-	2	-	-	-	-	-	2	-	2
	UNITED KINGDOM	1	-	-	-	-	-	-	-	1	-	1
	UNITED STATES	-	-	1	-	-	-	-	-	1	1	2
	VENEZUELA	1	-	-	-	-	-	-	-	1	-	1
	<b>Grand Total</b>	<b>144</b>	<b>52</b>	<b>478</b>	<b>134</b>	<b>4</b>	<b>2</b>	<b>15</b>	<b>829</b>	<b>117</b>	<b>946</b>	

\* As indicated in the decisions received by WADA.



**Table 3- Total ADRVs from Athletes - AIOWF Sports by Nationality\***

Ranking by Total ADRVs	Sport - Nationality	Urine				Blood	Total	Total	Total ADRVs
		Out-of-Competition		In-Competition		Out-of-Competition	Analytical	Non-Analytical	
		M	F	M	F	M/F	ADRVs	ADRVs	
<b>3</b>	<b>Biathlon</b>	-	-	<b>3</b>	<b>2</b>	-	<b>5</b>	<b>1</b>	<b>6</b>
	CHINA	-	-	2	-	-	2	-	2
	ITALY	-	-	-	-	-	-	1	1
	KAZAKHSTAN	-	-	1	1	-	2	-	2
	UKRAINE	-	-	-	1	-	1	-	1
<b>5</b>	<b>Bobsleigh</b>	-	-	<b>1</b>	-	-	<b>1</b>	<b>1</b>	<b>2</b>
	BELGIUM	-	-	-	-	-	-	1	1
	RUSSIAN FEDERATION	-	-	1	-	-	1	-	1
<b>1</b>	<b>Ice Hockey</b>	-	-	<b>11</b>	-	-	<b>11</b>	<b>1</b>	<b>12</b>
	BELGIUM	-	-	3	-	-	3	-	3
	FRANCE	-	-	1	-	-	1	-	1
	ITALY	-	-	1	-	-	1	-	1
	NETHERLANDS	-	-	1	-	-	1	-	1
	POLAND	-	-	2	-	-	2	-	2
	SLOVAKIA	-	-	1	-	-	1	-	1
	SWEDEN	-	-	-	-	-	-	1	1
	TURKEY	-	-	2	-	-	2	-	2
<b>6</b>	<b>Luge</b>	-	-	<b>1</b>	-	-	<b>1</b>	-	<b>1</b>
	CZECH REPUBLIC	-	-	1	-	-	1	-	1
<b>4</b>	<b>Skating</b>	<b>1</b>	-	-	<b>2</b>	-	<b>3</b>	<b>1</b>	<b>4</b>
	KAZAKHSTAN	-	-	-	1	-	1	-	1
	RUSSIAN FEDERATION	-	-	-	1	-	1	1	2
	UNITED STATES	1	-	-	-	-	1	-	1
<b>2</b>	<b>Skiing</b>	-	<b>1</b>	<b>2</b>	<b>1</b>	-	<b>4</b>	<b>3</b>	<b>7</b>
	AUSTRIA	-	-	-	-	-	-	1	1
	CANADA	-	-	-	1	-	1	-	1
	ITALY	-	-	-	-	-	-	1	1
	NETHERLANDS	-	-	-	-	-	-	1	1
	NORWAY	-	1	-	-	-	1	-	1
	RUSSIAN FEDERATION	-	-	2	-	-	2	-	2
	<b>Grand Total</b>	<b>1</b>	<b>1</b>	<b>18</b>	<b>5</b>	-	<b>25</b>	<b>7</b>	<b>32</b>

\* As indicated in the decisions received by WADA.

**Table 4- Total ADRVs from Athletes - ARISF Sports by Nationality\***

Ranking by Total ADRVs	Sport - Nationality	Urine				Blood	Total	Total	Total ADRVs
		Out-of-Competition		In-Competition		Out-of-Competition	Analytical	Non-Analytical	
		M	F	M	F	M/F	ADRVs	ADRVs	
<b>2</b>	<b>American Football</b>	<b>2</b>	-	<b>13</b>	-	-	<b>15</b>	-	<b>15</b>
	AUSTRIA	1	-	-	-	-	1	-	1
	FINLAND	-	-	1	-	-	1	-	1
	GERMANY	-	-	1	-	-	1	-	1
	ISRAEL	-	-	1	-	-	1	-	1
	ITALY	-	-	1	-	-	1	-	1
	MEXICO	-	-	5	-	-	5	-	5
	NORWAY	1	-	-	-	-	1	-	1
	SERBIA	-	-	2	-	-	2	-	2
	SWEDEN	-	-	1	-	-	1	-	1
	SWITZERLAND	-	-	1	-	-	1	-	1
<b>1</b>	<b>Automobile Sports</b>	-	-	<b>6</b>	-	-	<b>6</b>	<b>12</b>	<b>18</b>
	AUSTRALIA	-	-	-	-	-	-	-	-
	BELGIUM	-	-	1	-	-	1	-	1
	BRAZIL	-	-	1	-	-	1	-	1
	CZECH REPUBLIC	-	-	1	-	-	1	-	1
	FRANCE	-	-	-	-	-	-	-	-
	ITALY	-	-	-	-	-	-	-	-
	LATVIA	-	-	1	-	-	1	-	1
	NETHERLANDS	-	-	-	-	-	-	-	-
	PORTUGAL	-	-	1	-	-	1	-	1
	ROMANIA	-	-	1	-	-	1	-	1
<b>16</b>	<b>Bandy</b>	-	-	<b>1</b>	-	-	<b>1</b>	-	<b>1</b>
	NETHERLANDS	-	-	1	-	-	1	-	1
<b>6</b>	<b>Baseball</b>	<b>2</b>	-	<b>3</b>	-	-	<b>5</b>	<b>1</b>	<b>6</b>
	AUSTRALIA	1	-	1	-	-	2	-	2
	BELGIUM	-	-	-	-	-	-	-	-
	GERMANY	-	-	1	-	-	1	-	1
	NETHERLANDS	-	-	1	-	-	1	-	1
	SWEDEN	1	-	-	-	-	1	-	1
<b>10</b>	<b>Billiards Sports</b>	-	-	<b>2</b>	-	-	<b>2</b>	-	<b>2</b>
	FRANCE	-	-	1	-	-	1	-	1
	POLAND	-	-	1	-	-	1	-	1
<b>16</b>	<b>Boules Sports</b>	-	-	<b>1</b>	-	-	<b>1</b>	-	<b>1</b>
	KOREA - REPUBLIC OF	-	-	1	-	-	1	-	1
<b>16</b>	<b>Bowling</b>	-	-	<b>1</b>	-	-	<b>1</b>	-	<b>1</b>
	NETHERLANDS	-	-	1	-	-	1	-	1
<b>5</b>	<b>Bridge</b>	-	-	<b>3</b>	<b>4</b>	-	<b>7</b>	-	<b>7</b>
	ITALY	-	-	-	4	-	4	-	4
	PORTUGAL	-	-	3	-	-	3	-	3
<b>10</b>	<b>Cricket</b>	<b>1</b>	-	-	-	-	<b>1</b>	<b>1</b>	<b>2</b>
	JAMAICA	-	-	-	-	-	-	-	-
	NORWAY	1	-	-	-	-	1	-	1
<b>10</b>	<b>DanceSport</b>	-	-	<b>2</b>	-	-	<b>2</b>	-	<b>2</b>
	ITALY	-	-	1	-	-	1	-	1
	ROMANIA	-	-	1	-	-	1	-	1
<b>16</b>	<b>Floorball</b>	-	-	<b>1</b>	-	-	<b>1</b>	-	<b>1</b>
	SPAIN	-	-	1	-	-	1	-	1

\* As indicated in the decisions received by WADA.

**Table 4- Total ADRVs from Athletes - ARISF Sports by Nationality\* (continued)**

Ranking by Total ADRVs	Sport - Nationality	Urine				Blood	Total	Total	Total ADRVs
		Out-of-Competition		In-Competition		Out-of-Competition	Analytical	Non-Analytical	
		M	F	M	F	M/F	ADRVs	ADRVs	
<b>10</b>	<b>Karate</b>	-	-		<b>1</b>	-	<b>1</b>	<b>1</b>	<b>2</b>
	ROMANIA	-	-	-	1	-	1	-	1
	UNITED STATES	-	-	-	-	-	-	-	-
<b>16</b>	<b>Korfball</b>	-	-	<b>1</b>	-	-	<b>1</b>	-	<b>1</b>
	NETHERLANDS	-	-	1	-	-	1	-	1
<b>3</b>	<b>Motorcycle Racing</b>	-	-	<b>8</b>	-	-	<b>8</b>	<b>1</b>	<b>9</b>
	AUSTRALIA	-	-	2	-	-	2	-	2
	BELGIUM	-	-	2	-	-	2	-	2
	FRANCE	-	-	2	-	-	2	-	2
	IRELAND	-	-	1	-	-	1	-	1
	ITALY	-	-	-	-	-	-	-	-
	PORTUGAL	-	-	1	-	-	1	-	1
<b>16</b>	<b>Mountaineering and Climbing</b>	-	-	-	-	-	-	<b>1</b>	<b>1</b>
	SWITZERLAND	-	-	-	-	-	-	-	-
<b>16</b>	<b>Orienteering</b>	-	-	<b>1</b>	-	-	<b>1</b>	-	<b>1</b>
	BRAZIL	-	-	1	-	-	1	-	1
<b>16</b>	<b>Polo</b>	-	-	-	-	-	-	<b>1</b>	<b>1</b>
	SPAIN	-	-	-	-	-	-	-	-
<b>8</b>	<b>Powerboating</b>	-	-	<b>3</b>	-	-	<b>3</b>	-	<b>3</b>
	FRANCE	-	-	2	-	-	2	-	2
	ITALY	-	-	1	-	-	1	-	1
<b>3</b>	<b>Roller Sports</b>	<b>1</b>	-	<b>2</b>	<b>2</b>	-	<b>5</b>	<b>4</b>	<b>9</b>
	COLOMBIA	-	-	-	1	-	1	-	1
	GERMANY	-	-	1	-	-	1	-	1
	ITALY	-	-	1	-	-	1	-	1
	SPAIN	-	-	-	1	-	1	-	1
	SWITZERLAND	-	-	-	-	-	-	-	-
	UNITED STATES	1	-	-	-	-	1	-	1
<b>16</b>	<b>Softball</b>	-	-	<b>1</b>	-	-	<b>1</b>	-	<b>1</b>
	NEW ZEALAND	-	-	1	-	-	1	-	1
<b>8</b>	<b>Squash</b>	-	-	<b>3</b>	-	-	<b>3</b>	-	<b>3</b>
	BELGIUM	-	-	1	-	-	1	-	1
	PAKISTAN	-	-	2	-	-	2	-	2
<b>10</b>	<b>Surfing</b>	-	-	<b>1</b>	<b>1</b>	-	<b>2</b>	-	<b>2</b>
	ECUADOR	-	-	-	1	-	1	-	1
	PANAMA	-	-	1	-	-	1	-	1
<b>16</b>	<b>Tug of War</b>	-	-	-	<b>1</b>	-	<b>1</b>	-	<b>1</b>
	SWEDEN	-	-	-	1	-	1	-	1
<b>6</b>	<b>Underwater Sports</b>	-	-	<b>6</b>	-	-	<b>6</b>	-	<b>6</b>
	EGYPT	-	-	4	-	-	4	-	4
	ITALY	-	-	1	-	-	1	-	1
	UKRAINE	-	-	1	-	-	1	-	1
<b>16</b>	<b>Waterskiing</b>	-	-	<b>1</b>	-	-	<b>1</b>	-	<b>1</b>
	GERMANY	-	-	1	-	-	1	-	1
<b>10</b>	<b>Wushu</b>	-	-	<b>2</b>	-	-	<b>2</b>	-	<b>2</b>
	FRANCE	-	-	1	-	-	1	-	1
	IRAN - ISLAMIC REPUBLIC OF	-	-	1	-	-	1	-	1
<b>Grand Total</b>		<b>6</b>	<b>-</b>	<b>62</b>	<b>9</b>	<b>-</b>	<b>77</b>	<b>22</b>	<b>99</b>

\* As indicated in the decisions received by WADA.

**Table 5- Total ADRVs from Athletes - AIMS Sports by Nationality\***

Ranking	by Total ADRVs	Sport - Nationality	Urine				Blood	Total	Total	Total
			Out-of-Competition		In-Competition		Out-of-Competition	Analytical ADRVs	Non-Analytical ADRVs	ADRVs
			M	F	M	F	M/F			
<b>7</b>	<b>Aikido</b>		-	-	-	-	-	-	<b>1</b>	<b>1</b>
	ROMANIA		-	-	-	-	-	-	1	1
<b>1</b>	<b>Bodybuilding</b>		<b>19</b>	<b>6</b>	<b>88</b>	<b>20</b>	-	<b>133</b>	<b>50</b>	<b>183</b>
	AUSTRALIA		-	-	1	3	-	4	-	4
	BELGIUM		6	-	6	3	-	15	18	33
	BERMUDA		-	-	1	-	-	1	-	1
	BRAZIL		-	-	5	-	-	5	1	6
	CHINA		1	-	3	-	-	4	-	4
	COSTA RICA		-	-	-	-	-	-	1	1
	CYPRUS		-	-	1	-	-	1	-	1
	CZECH REPUBLIC		1	-	3	1	-	5	4	9
	FINLAND		1	1	1	-	-	3	-	3
	FRANCE		-	-	2	-	-	2	1	3
	GEORGIA		2	-	-	-	-	2	-	2
	GERMANY		-	-	2	-	-	2	-	2
	HONG KONG		-	-	1	-	-	1	-	1
	INDIA		1	-	-	-	-	1	-	1
	IRAN - ISLAMIC REPUBLIC OF		-	-	5	-	-	5	1	6
	ITALY		-	-	9	7	-	16	18	34
	JAPAN		-	-	3	-	-	3	-	3
	JORDAN		3	-	3	-	-	6	3	9
	KAZAKHSTAN		-	1	-	-	-	1	-	1
	KENYA		-	-	1	-	-	1	-	1
	KOREA - REPUBLIC OF		1	-	7	-	-	8	-	8
	KUWAIT		-	-	1	-	-	1	-	1
	LATVIA		-	-	-	1	-	1	-	1
	LITHUANIA		-	-	-	-	-	-	1	1
	LUXEMBOURG		-	-	1	-	-	1	-	1
	NETHERLANDS		-	-	-	1	-	1	-	1
	NORWAY		-	-	1	-	-	1	-	1
	PANAMA		-	-	1	-	-	1	-	1
	POLAND		-	-	4	-	-	4	1	5
	PORTUGAL		-	-	2	-	-	2	-	2
	ROMANIA		1	-	2	1	-	4	1	5
	RUSSIAN FEDERATION		-	-	1	-	-	1	-	1
	SLOVAKIA		-	1	1	-	-	2	-	2
	SOUTH AFRICA		-	-	2	-	-	2	-	2
	SPAIN		-	-	4	1	-	5	-	5
	SRI LANKA		-	-	3	-	-	3	-	3
	TURKEY		-	-	10	2	-	12	-	12
	UGANDA		1	-	-	-	-	1	-	1
	UKRAINE		-	-	1	-	-	1	-	1
	VENEZUELA		1	3	-	-	-	4	-	4
<b>7</b>	<b>Cheer</b>		-	-	<b>1</b>	-	-	<b>1</b>	-	<b>1</b>
	NORWAY		-	-	1	-	-	1	-	1
<b>6</b>	<b>Dragon Boat</b>		<b>2</b>	-	<b>1</b>	-	-	<b>3</b>	-	<b>3</b>
	HUNGARY		1	-	-	-	-	1	-	1
	PHILIPPINES		1	-	-	-	-	1	-	1
	UKRAINE		-	-	1	-	-	1	-	1

\* As indicated in the decisions received by WADA.

**Table 5- Total ADRVs from Athletes - AIMS Sports by Nationality\* (continued)**

Ranking by Total ADRVs	Sport - Nationality	Urine				Blood	Total	Total	Total
		Out-of-Competition		In-Competition		Out-of-Competition	Analytical ADRVs	Non-Analytical ADRVs	ADRVs
		M	F	M	F	M/F			
<b>3</b>	<b>Kickboxing</b>	<b>1</b>	<b>-</b>	<b>19</b>	<b>4</b>	<b>-</b>	<b>24</b>	<b>2</b>	<b>26</b>
	BELGIUM	-	-	3	-	-	3	-	3
	BOSNIA AND HERZEGOVINA	1	-	-	-	-	1	-	1
	CROATIA	-	-	1	-	-	1	-	1
	DENMARK	-	-	2	-	-	2	-	2
	FRANCE	-	-	2	1	-	3	2	5
	ITALY	-	-	-	1	-	1	-	1
	KYRGYZSTAN	-	-	1	1	-	2	-	2
	MOROCCO	-	-	1	-	-	1	-	1
	POLAND	-	-	3	-	-	3	-	3
	PORTUGAL	-	-	6	1	-	7	-	7
<b>4</b>	<b>Muaythai</b>	<b>-</b>	<b>-</b>	<b>13</b>	<b>-</b>	<b>-</b>	<b>13</b>	<b>-</b>	<b>13</b>
	BELGIUM	-	-	1	-	-	1	-	1
	FRANCE	-	-	3	-	-	3	-	3
	ITALY	-	-	1	-	-	1	-	1
	POLAND	-	-	1	-	-	1	-	1
	PORTUGAL	-	-	4	-	-	4	-	4
	SWEDEN	-	-	1	-	-	1	-	1
	THAILAND	-	-	2	-	-	2	-	2
<b>2</b>	<b>Powerlifting</b>	<b>8</b>	<b>4</b>	<b>41</b>	<b>12</b>	<b>-</b>	<b>65</b>	<b>5</b>	<b>70</b>
	AUSTRALIA	-	-	1	-	-	1	-	1
	AUSTRIA	-	-	1	-	-	1	1	2
	BRAZIL	-	1	-	-	-	1	-	1
	BULGARIA	-	-	1	-	-	1	-	1
	EGYPT	2	-	-	-	-	2	-	2
	FINLAND	-	-	1	-	-	1	1	2
	FRANCE	-	-	3	-	-	3	-	3
	GEORGIA	-	-	1	-	-	1	-	1
	GERMANY	-	-	2	1	-	3	1	4
	INDIA	-	-	9	5	-	14	-	14
	IRAN - ISLAMIC REPUBLIC OF	-	-	1	-	-	1	-	1
	LATVIA	-	-	1	-	-	1	-	1
	LITHUANIA	-	-	1	-	-	1	-	1
	MEXICO	-	-	1	-	-	1	-	1
	MONGOLIA	-	-	1	-	-	1	-	1
	NETHERLANDS	-	-	4	-	-	4	-	4
	NEW ZEALAND	-	-	1	-	-	1	-	1
	NORWAY	1	-	-	-	-	1	-	1
	PHILIPPINES	1	-	-	-	-	1	-	1
	POLAND	-	-	-	1	-	1	-	1
	PUERTO RICO	-	1	1	-	-	2	1	3
	RUSSIAN FEDERATION	-	-	1	1	-	2	-	2
	SAMOA	-	-	1	-	-	1	-	1
	SOUTH AFRICA	3	1	2	1	-	7	1	8
	SRI LANKA	-	-	2	-	-	2	-	2
	SWEDEN	1	-	-	1	-	2	-	2
	UKRAINE	-	-	2	1	-	3	-	3
	UNITED KINGDOM	-	-	1	-	-	1	-	1
	UNITED STATES	-	1	1	1	-	3	-	3
	VENEZUELA	-	-	1	-	-	1	-	1
<b>5</b>	<b>Sambo</b>	<b>-</b>	<b>-</b>	<b>4</b>	<b>2</b>	<b>-</b>	<b>6</b>	<b>-</b>	<b>6</b>
	KAZAKHSTAN	-	-	1	1	-	2	-	2
	UKRAINE	-	-	-	1	-	1	-	1
	UNITED STATES	-	-	2	-	-	2	-	2
	UZBEKISTAN	-	-	1	-	-	1	-	1
<b>7</b>	<b>Savate</b>	<b>-</b>	<b>-</b>	<b>1</b>	<b>-</b>	<b>-</b>	<b>1</b>	<b>-</b>	<b>1</b>
	FRANCE	-	-	1	-	-	1	-	1
<b>Grand Total</b>		<b>30</b>	<b>10</b>	<b>168</b>	<b>38</b>	<b>-</b>	<b>246</b>	<b>58</b>	<b>304</b>

\* As indicated in the decisions received by WADA.

**Table 6- Total ADRVs from Athletes - IPC Sports by Nationality\***

Ranking by Total ADRVs	Sport - Nationality	Urine				Blood	Total	Total	Total ADRVs
		Out-of-Competition		In-Competition		Out-of-Competition	Analytical	Non-Analytical	
		M	F	M	F	F	ADRVs	ADRVs	
<b>2</b>	<b>Para Athletics</b>	<b>5</b>	-	<b>5</b>	<b>1</b>	-	<b>11</b>	-	<b>11</b>
	AFGHANISTAN	1	-	-	-	-	1	-	1
	BRAZIL	-	-	2	1	-	3	-	3
	INDIA	-	-	1	-	-	1	-	1
	IRAN - ISLAMIC REPUBLIC OF	1	-	-	-	-	1	-	1
	KENYA	1	-	-	-	-	1	-	1
	LESOTHO	1	-	-	-	-	1	-	1
	POLAND	-	-	1	-	-	1	-	1
	RUSSIAN FEDERATION	-	-	1	-	-	1	-	1
	UNITED STATES	1	-	-	-	-	1	-	1
<b>4</b>	<b>Para-Ice Hockey</b>	-	-	<b>1</b>	-	-	<b>1</b>	-	<b>1</b>
	CZECH REPUBLIC	-	-	1	-	-	1	-	1
<b>1</b>	<b>IPC Powerlifting (R)</b>	<b>6</b>	<b>1</b>	<b>4</b>	<b>1</b>	-	<b>12</b>	-	<b>12</b>
	AZERBAIJAN	-	-	1	-	-	1	-	1
	BRAZIL	-	-	1	-	-	1	-	1
	IRAQ	1	-	-	-	-	1	-	1
	KAZAKHSTAN	1	-	1	-	-	2	-	2
	KOREA - REPUBLIC OF	-	-	-	1	-	1	-	1
	RUSSIAN FEDERATION	1	1	-	-	-	2	-	2
	SAUDI ARABIA	1	-	-	-	-	1	-	1
	SWITZERLAND	2	-	-	-	-	2	-	2
	TURKEY	-	-	1	-	-	1	-	1
<b>3</b>	<b>Shooting Para Sport</b>	-	-	<b>1</b>	<b>1</b>	-	<b>2</b>	-	<b>2</b>
	KOREA - REPUBLIC OF	-	-	1	1	-	2	-	2
<b>Grand Total</b>		<b>11</b>	<b>1</b>	<b>11</b>	<b>3</b>	-	<b>26</b>	-	<b>26</b>

\* As indicated in the decisions received by WADA.

**Table 7- Total ADRVs from Athletes - Sports for Athletes with an Impairment by Nationality\***

Ranking by Total ADRVs	Sport - Nationality	Urine				Blood	Total	Total	Total ADRVs
		Out-of-Competition		In-Competition		Out-of-Competition	Analytical	Non-Analytical	
		M	F	M	F	M/F	ADRVs	ADRVs	
<b>3</b>	<b>CISS Athletics</b>	-	-	-	<b>1</b>	-	<b>1</b>	-	<b>1</b>
	RUSSIAN FEDERATION	-	-	-	1	-	1	-	1
<b>3</b>	<b>Goalball</b>	<b>1</b>	-	-	-	-	<b>1</b>	-	<b>1</b>
	ALGERIA	1	-	-	-	-	1	-	1
<b>3</b>	<b>Para-Bobsleigh</b>	-	-	<b>1</b>	-	-	<b>1</b>	-	<b>1</b>
	UNITED STATES	-	-	1	-	-	1	-	1
<b>1</b>	<b>Para-Cycling</b>	<b>3</b>	-	<b>1</b>	-	-	<b>4</b>	-	<b>4</b>
	SPAIN	3	-	-	-	-	3	-	3
	UNITED STATES	-	-	1	-	-	1	-	1
<b>3</b>	<b>Para-Judo</b>	<b>1</b>	-	-	-	-	<b>1</b>	-	<b>1</b>
	ARGENTINA	1	-	-	-	-	1	-	1
<b>3</b>	<b>Para-Rowing</b>	-	-	-	<b>1</b>	-	<b>1</b>	-	<b>1</b>
	ITALY	-	-	-	1	-	1	-	1
<b>3</b>	<b>Para-Taekwondo</b>	-	-	-	<b>1</b>	-	<b>1</b>	-	<b>1</b>
	TURKEY	-	-	-	1	-	1	-	1
<b>3</b>	<b>Sitting Volleyball</b>	<b>1</b>	-	-	-	-	<b>1</b>	-	<b>1</b>
	UNITED STATES	1	-	-	-	-	1	-	1
<b>2</b>	<b>Wheelchair Basketball</b>	-	-	<b>1</b>	-	-	<b>1</b>	<b>1</b>	<b>2</b>
	CHILE	-	-	1	-	-	1	-	1
	UNITED STATES	-	-	-	-	-	-	1	1
<b>3</b>	<b>Wheelchair Curling</b>	-	-	<b>1</b>	-	-	<b>1</b>	-	<b>1</b>
	UNITED STATES	-	-	1	-	-	1	-	1
<b>2</b>	<b>Wheelchair Fencing</b>	-	-	-	<b>2</b>	-	<b>2</b>	-	<b>2</b>
	BRAZIL	-	-	-	1	-	1	-	1
	KOREA - REPUBLIC OF	-	-	-	1	-	1	-	1
<b>3</b>	<b>Wheelchair Rugby</b>	<b>1</b>	-	-	-	-	<b>1</b>	-	<b>1</b>
	SWEDEN	1	-	-	-	-	1	-	1
<b>Grand Total</b>		<b>7</b>	-	<b>4</b>	<b>5</b>	-	<b>16</b>	<b>1</b>	<b>17</b>

\* As indicated in the decisions received by WADA.

**Table 8- Total ADRVs from Athletes - Other Sports - Code Signatories by Nationality\***

Ranking by Total ADRVs	Sport - Nationality	Urine				Blood	Total	Total	Total
		Out-of-Competition		In-Competition		Out-of-Competition	Analytical	Non-Analytical	Total
		M	F	M	F	M/F	ADRVs	ADRVs	ADRVs
<b>2</b>	<b>Arm Wrestling</b>	-	-	<b>8</b>	<b>1</b>	-	<b>9</b>	-	<b>9</b>
	AZERBAIJAN	-	-	1	-	-	1	-	1
	CZECH REPUBLIC	-	-	1	-	-	1	-	1
	EGYPT	-	-	1	-	-	1	-	1
	FRANCE	-	-	1	-	-	1	-	1
	GEORGIA	-	-	1	-	-	1	-	1
	RUSSIAN FEDERATION	-	-	2	-	-	2	-	2
	TURKEY	-	-	-	1	-	1	-	1
	UKRAINE	-	-	1	-	-	1	-	1
<b>3</b>	<b>Ironman</b>	<b>1</b>	-	<b>1</b>	<b>5</b>	-	<b>7</b>	-	<b>7</b>
	AUSTRALIA	1	-	-	-	-	1	-	1
	MEXICO	-	-	-	1	-	1	-	1
	PANAMA	-	-	-	1	-	1	-	1
	UNITED STATES	-	-	1	3	-	4	-	4
<b>5</b>	<b>ITF Taekwondo</b>	-	-	<b>1</b>	-	-	<b>1</b>	-	<b>1</b>
	BELGIUM	-	-	1	-	-	1	-	1
<b>4</b>	<b>Kurash</b>	-	-	<b>2</b>	-	-	<b>2</b>	-	<b>2</b>
	IRAN - ISLAMIC REPUBLIC OF	-	-	2	-	-	2	-	2
<b>1</b>	<b>Rugby League</b>	<b>6</b>	-	<b>10</b>	-	-	<b>16</b>	<b>10</b>	<b>26</b>
	AUSTRALIA	1	-	2	-	-	3	6	9
	FRANCE	-	-	4	-	-	4	1	5
	NEW ZEALAND	1	-	2	-	-	3	1	4
	RUSSIAN FEDERATION	-	-	2	-	-	2	-	2
	UNITED KINGDOM	4	-	-	-	-	4	2	6
<b>4</b>	<b>Ultimate Fighting</b>	-	-	-	-	-	-	<b>2</b>	<b>2</b>
	UNITED STATES	-	-	-	-	-	-	2	2
	<b>Grand Total</b>	<b>7</b>	-	<b>22</b>	<b>6</b>	-	<b>35</b>	<b>12</b>	<b>47</b>

\* As indicated in the decisions received by WADA.

**Table 9- Total ADRVs from Athletes - Other Sports by Nationality\***

Ranking by Total ADRVs	Sport - Nationality	Urine				Blood	Total	Total	Total
		Out-of-Competition		In-Competition		Out-of-Competition	Analytical	Non-Analytical	ADRVs
		M	F	M	F	M/F	ADRVs	ADRVs	ADRVs
<b>5</b>	<b>American Football-University</b>	<b>4</b>	-	<b>2</b>	-	-	<b>6</b>	-	<b>6</b>
	CANADA	4	-	2	-	-	6	-	6
<b>1</b>	<b>Australian Rules Football</b>	-	-	<b>1</b>	-	-	<b>1</b>	<b>30</b>	<b>31</b>
	AUSTRALIA	-	-	1	-	-	1	30	31
<b>8</b>	<b>Basketball-College</b>	-	-	-	<b>1</b>	-	<b>1</b>	-	<b>1</b>
	CANADA	-	-	-	1	-	1	-	1
<b>8</b>	<b>Company Sports</b>	<b>1</b>	-	-	-	-	<b>1</b>	-	<b>1</b>
	SWEDEN	1	-	-	-	-	1	-	1
<b>8</b>	<b>Football-College</b>	-	-	<b>1</b>	-	-	<b>1</b>	-	<b>1</b>
	CANADA	-	-	1	-	-	1	-	1
<b>8</b>	<b>Football-University</b>	-	-	<b>1</b>	-	-	<b>1</b>	-	<b>1</b>
	CANADA	-	-	1	-	-	1	-	1
<b>8</b>	<b>Gaelic Games</b>	-	-	<b>1</b>	-	-	<b>1</b>	-	<b>1</b>
	IRELAND	-	-	1	-	-	1	-	1
<b>8</b>	<b>Golf-University</b>	-	-	-	<b>1</b>	-	<b>1</b>	-	<b>1</b>
	VIRGIN ISLANDS - U.S.	-	-	-	1	-	1	-	1
<b>8</b>	<b>Handball-University</b>	<b>1</b>	-	-	-	-	<b>1</b>	-	<b>1</b>
	INDIA	1	-	-	-	-	1	-	1
<b>8</b>	<b>Horse Racing</b>	-	-	-	<b>1</b>	-	<b>1</b>	-	<b>1</b>
	FRANCE	-	-	-	1	-	1	-	1
<b>8</b>	<b>Jet-Ski</b>	-	-	<b>1</b>	-	-	<b>1</b>	-	<b>1</b>
	BELGIUM	-	-	1	-	-	1	-	1
<b>6</b>	<b>Jiu-Jitsu</b>	-	-	<b>2</b>	-	-	<b>2</b>	<b>1</b>	<b>3</b>
	GERMANY	-	-	-	-	-	-	1	1
	UNITED STATES	-	-	2	-	-	2	-	2
<b>4</b>	<b>Kabaddi</b>	-	-	<b>8</b>	<b>1</b>	-	<b>9</b>	-	<b>9</b>
	INDIA	-	-	8	1	-	9	-	9
<b>8</b>	<b>Karate-University</b>	-	-	<b>1</b>	-	-	<b>1</b>	-	<b>1</b>
	EGYPT	-	-	1	-	-	1	-	1
<b>7</b>	<b>Military Sport Pentathlon</b>	-	-	-	<b>2</b>	-	<b>2</b>	-	<b>2</b>
	RUSSIAN FEDERATION	-	-	-	2	-	2	-	2
<b>2</b>	<b>Mixed Martial Arts</b>	<b>12</b>	<b>1</b>	<b>8</b>	-	-	<b>21</b>	-	<b>21</b>
	ANGOLA	-	-	1	-	-	1	-	1
	ARGENTINA	1	-	-	-	-	1	-	1
	BRAZIL	1	-	-	-	-	1	-	1
	CROATIA	-	-	1	-	-	1	-	1
	FRANCE	-	-	1	-	-	1	-	1
	RUSSIAN FEDERATION	1	-	-	-	-	1	-	1
	SOUTH AFRICA	-	-	2	-	-	2	-	2
	SWEDEN	-	1	-	-	-	1	-	1
	UNITED STATES	9	-	3	-	-	12	-	12
<b>8</b>	<b>Pencak Silat</b>	-	-	<b>1</b>	-	-	<b>1</b>	-	<b>1</b>
	THAILAND	-	-	1	-	-	1	-	1
<b>8</b>	<b>Power Press</b>	-	<b>1</b>	-	-	-	<b>1</b>	-	<b>1</b>
	FINLAND	-	1	-	-	-	1	-	1
<b>8</b>	<b>Rowing-University</b>	-	-	<b>1</b>	-	-	<b>1</b>	-	<b>1</b>
	POLAND	-	-	1	-	-	1	-	1
<b>8</b>	<b>Ultimate Fighting</b>	-	-	<b>1</b>	-	-	<b>1</b>	-	<b>1</b>
	FINLAND	-	-	1	-	-	1	-	1
<b>3</b>	<b>INBA Natural Bodybuilding</b>	-	-	<b>8</b>	<b>3</b>	-	<b>11</b>	-	<b>11</b>
	AUSTRALIA	-	-	5	3	-	8	-	8
	GERMANY	-	-	2	-	-	2	-	2
	HUNGARY	-	-	1	-	-	1	-	1
<b>8</b>	<b>Professional Boxing</b>	-	-	<b>1</b>	-	-	<b>1</b>	-	<b>1</b>
	ITALY	-	-	1	-	-	1	-	1
<b>8</b>	<b>WDFPF Powerlifting</b>	-	-	<b>1</b>	-	-	<b>1</b>	-	<b>1</b>
	UNITED KINGDOM	-	-	1	-	-	1	-	1
<b>8</b>	<b>Physique Sports</b>	-	-	-	<b>1</b>	-	<b>1</b>	-	<b>1</b>
	BELGIUM	-	-	-	1	-	1	-	1
<b>6</b>	<b>FISAF Fitness</b>	-	-	<b>1</b>	<b>2</b>	-	<b>3</b>	-	<b>3</b>
	RUSSIAN FEDERATION	-	-	1	2	-	3	-	3
<b>Grand Total</b>		<b>18</b>	<b>2</b>	<b>40</b>	<b>12</b>	<b>-</b>	<b>72</b>	<b>31</b>	<b>103</b>

\* As indicated in the decisions received by WADA.



**Table 10-Total ADRVs from Athletes by Nationality\* and Sport**

Ranking by Total ADRVs	Athlete Nationality - Sport	Urine				Blood				Total	Total	Total
		Out-of-Competition		In-Competition		Out-of-Competition		In-Competition		Analytical	Non-Analytical	ADRVs
		M	F	M	F	M	F	M	F	ADRVs**	ADRVs	ADRVs
<b>75</b>	<b>AFGHANISTAN</b>	<b>1</b>	-	<b>1</b>	-	-	-	-	-	<b>2</b>	-	<b>2</b>
	Para-Athletics	1	-	-	-	-	-	-	-	1	-	1
	Weightlifting	-	-	1	-	-	-	-	-	1	-	1
<b>57</b>	<b>ALGERIA</b>	<b>1</b>	-	<b>2</b>	<b>1</b>	-	-	-	-	<b>4</b>	-	<b>4</b>
	Athletics	-	-	-	1	-	-	-	-	1	-	1
	Football	-	-	2	-	-	-	-	-	2	-	2
	Goalball	1	-	-	-	-	-	-	-	1	-	1
<b>91</b>	<b>ANGOLA</b>	-	-	<b>1</b>	-	-	-	-	-	<b>1</b>	-	<b>1</b>
	Mixed Martial Arts	-	-	1	-	-	-	-	-	1	-	1
<b>31</b>	<b>ARGENTINA</b>	<b>3</b>	-	<b>6</b>	<b>1</b>	-	-	-	-	<b>10</b>	-	<b>10</b>
	Aquatics	-	-	1	-	-	-	-	-	1	-	1
	Cycling	-	-	1	-	-	-	-	-	1	-	1
	Football	-	-	3	-	-	-	-	-	3	-	3
	Mixed Martial Arts	1	-	-	-	-	-	-	-	1	-	1
	Para-Judo	1	-	-	-	-	-	-	-	1	-	1
	Rugby Union	1	-	1	-	-	-	-	-	2	-	2
	Weightlifting	-	-	-	1	-	-	-	-	1	-	1
<b>91</b>	<b>ARMENIA</b>	-	-	<b>1</b>	-	-	-	-	-	<b>1</b>	-	<b>1</b>
	Wrestling	-	-	1	-	-	-	-	-	1	-	1
<b>4</b>	<b>AUSTRALIA</b>	<b>5</b>	<b>2</b>	<b>19</b>	<b>9</b>	-	-	-	-	<b>35</b>	<b>40</b>	<b>75</b>
	Athletics	-	-	1	-	-	-	-	-	1	-	1
	Australian Rules Football	-	-	1	-	-	-	-	-	1	30	31
	Automobile Sports	-	-	-	-	-	-	-	-	-	1	1
	Baseball	1	-	1	-	-	-	-	-	2	-	2
	Basketball	-	-	2	-	-	-	-	-	2	-	2
	Bodybuilding	-	-	1	3	-	-	-	-	4	-	4
	Canoe/Kayak	-	1	-	-	-	-	-	-	1	-	1
	Cycling	-	-	1	-	-	-	-	-	1	1	2
	Football	-	-	-	-	-	-	-	-	-	1	1
	INBA Natural Bodybuilding	-	-	5	3	-	-	-	-	8	-	8
	Motorcycle Racing	-	-	2	-	-	-	-	-	2	-	2
	Powerlifting	-	-	1	-	-	-	-	-	1	-	1
	Rugby League	1	-	2	-	-	-	-	-	3	6	9
	Rugby Union	2	-	-	-	-	-	-	-	2	-	2
	Table Tennis	-	1	-	-	-	-	-	-	1	-	1
	Triathlon	1	-	-	1	-	-	-	-	2	1	3
	Weightlifting	-	-	1	2	-	-	-	-	3	-	3
	Wrestling	-	-	1	-	-	-	-	-	1	-	1
<b>39</b>	<b>AUSTRIA</b>	<b>1</b>	-	<b>4</b>	-	-	-	-	-	<b>5</b>	<b>3</b>	<b>8</b>
	American Football	1	-	-	-	-	-	-	-	1	-	1
	Athletics	-	-	-	-	-	-	-	-	-	1	1
	Cycling	-	-	2	-	-	-	-	-	2	-	2
	Powerlifting	-	-	1	-	-	-	-	-	1	1	2
	Skiing	-	-	-	-	-	-	-	-	-	1	1
	Triathlon	-	-	1	-	-	-	-	-	1	-	1
<b>57</b>	<b>AZERBAIJAN</b>	-	-	<b>4</b>	-	-	-	-	-	<b>4</b>	-	<b>4</b>
	Arm Wrestling	-	-	1	-	-	-	-	-	1	-	1
	Wrestling	-	-	2	-	-	-	-	-	2	-	2
	IPC Powerlifting (R)	-	-	1	-	-	-	-	-	1	-	1
<b>91</b>	<b>BAHAMAS</b>	-	-	<b>1</b>	-	-	-	-	-	<b>1</b>	-	<b>1</b>
	Athletics	-	-	1	-	-	-	-	-	1	-	1
<b>31</b>	<b>BELARUS</b>	<b>6</b>	<b>2</b>	<b>2</b>	-	-	-	-	-	<b>10</b>	-	<b>10</b>
	Athletics	1	-	-	-	-	-	-	-	1	-	1
	Canoe/Kayak	3	-	-	-	-	-	-	-	3	-	3
	Cycling	-	2	-	-	-	-	-	-	2	-	2
	Taekwondo	1	-	-	-	-	-	-	-	1	-	1
	Weightlifting	-	-	1	-	-	-	-	-	1	-	1
	Wrestling	1	-	1	-	-	-	-	-	2	-	2

\* As indicated in the decisions received by WADA.

\*\* Based on each AAF which may not be the same as the number of decisions rendered. A decision may refer to multiple AAFs from the same athlete.

**Table 10-Total ADRVs from Athletes by Nationality and Sport (continued)**

Ranking by Total ADRVs	Athlete Nationality - Sport	Urine				Blood				Total	Total	Total
		Out-of-Competition		In-Competition		Out-of-Competition		In-Competition		Analytical	Non-Analytical	ADRVs
		M	F	M	F	M	F	M	F	ADRVs**	ADRVs	ADRVs
<b>5</b>	<b>BELGIUM</b>	<b>8</b>	<b>-</b>	<b>34</b>	<b>7</b>	<b>-</b>	<b>-</b>	<b>-</b>	<b>-</b>	<b>49</b>	<b>24</b>	<b>73</b>
	Aquatics	-	-	1	-	-	-	-	-	1	2	3
	Automobile Sports	-	-	1	-	-	-	-	-	1	-	1
	Badminton	-	-	1	-	-	-	-	-	1	-	1
	Baseball	-	-	-	-	-	-	-	-	-	1	1
	Basketball	-	-	1	-	-	-	-	-	1	-	1
	Bobsleigh	-	-	-	-	-	-	-	-	-	1	1
	Bodybuilding	6	-	6	3	-	-	-	-	15	18	33
	Boxing	-	-	2	-	-	-	-	-	2	-	2
	Cycling	1	-	6	-	-	-	-	-	7	1	8
	Football	-	-	3	-	-	-	-	-	3	-	3
	Gymnastics	-	-	-	1	-	-	-	-	1	-	1
	Ice Hockey	-	-	3	-	-	-	-	-	3	-	3
	Jet-Ski	-	-	1	-	-	-	-	-	1	-	1
	Judo	-	-	-	2	-	-	-	-	2	-	2
	Kickboxing	-	-	3	-	-	-	-	-	3	-	3
	Motorcycle Racing	-	-	2	-	-	-	-	-	2	-	2
	Muaythai	-	-	1	-	-	-	-	-	1	-	1
	Physique Sports	-	-	-	1	-	-	-	-	1	-	1
	Squash	-	-	1	-	-	-	-	-	1	-	1
	Taekwondo	-	-	1	-	-	-	-	-	1	-	1
	Triathlon	1	-	-	-	-	-	-	-	1	-	1
	Volleyball	-	-	-	-	-	-	-	-	-	1	1
	Wrestling	-	-	1	-	-	-	-	-	1	-	1
<b>75</b>	<b>BELIZE</b>	<b>-</b>	<b>-</b>	<b>2</b>	<b>-</b>	<b>-</b>	<b>-</b>	<b>-</b>	<b>-</b>	<b>2</b>	<b>-</b>	<b>2</b>
	Cycling	-	-	2	-	-	-	-	-	2	-	2
<b>91</b>	<b>BERMUDA</b>	<b>-</b>	<b>-</b>	<b>1</b>	<b>-</b>	<b>-</b>	<b>-</b>	<b>-</b>	<b>-</b>	<b>1</b>	<b>-</b>	<b>1</b>
	Bodybuilding	-	-	1	-	-	-	-	-	1	-	1
<b>91</b>	<b>BOSNIA AND HERZEGOVINA</b>	<b>1</b>	<b>-</b>	<b>-</b>	<b>-</b>	<b>-</b>	<b>-</b>	<b>-</b>	<b>-</b>	<b>1</b>	<b>-</b>	<b>1</b>
	Kickboxing	1	-	-	-	-	-	-	-	1	-	1
<b>8</b>	<b>BRAZIL</b>	<b>4</b>	<b>3</b>	<b>35</b>	<b>9</b>	<b>1</b>	<b>-</b>	<b>1</b>	<b>-</b>	<b>53</b>	<b>2</b>	<b>55</b>
	Aquatics	-	1	-	-	-	-	-	-	1	-	1
	Athletics	-	1	1	4	-	-	-	-	6	-	6
	Automobile Sports	-	-	1	-	-	-	-	-	1	-	1
	Basketball	-	-	1	-	-	-	-	-	1	-	1
	Bodybuilding	-	-	5	-	-	-	-	-	5	1	6
	Canoe/Kayak	-	-	-	1	-	-	-	-	1	-	1
	Cycling	2	-	2	-	1	-	1	-	6	1	7
	Football	-	-	17	-	-	-	-	-	17	-	17
	IPC Powerlifting (R)	-	-	1	-	-	-	-	-	1	-	1
	Judo	-	-	1	1	-	-	-	-	2	-	2
	Mixed Martial Arts	1	-	-	-	-	-	-	-	1	-	1
	Orienteering	-	-	1	-	-	-	-	-	1	-	1
	Para-Athletics	-	-	2	1	-	-	-	-	3	-	3
	Powerlifting	-	1	-	-	-	-	-	-	1	-	1
	Rugby Union	1	-	-	-	-	-	-	-	1	-	1
	Taekwondo	-	-	-	1	-	-	-	-	1	-	1
	Tennis	-	-	3	-	-	-	-	-	3	-	3
	Wheelchair Fencing	-	-	-	1	-	-	-	-	1	-	1
<b>31</b>	<b>BULGARIA</b>	<b>-</b>	<b>-</b>	<b>9</b>	<b>-</b>	<b>-</b>	<b>1</b>	<b>-</b>	<b>-</b>	<b>10</b>	<b>-</b>	<b>10</b>
	Aquatics	-	-	1	-	-	-	-	-	1	-	1
	Athletics	-	-	-	-	-	1	-	-	1	-	1
	Cycling	-	-	2	-	-	-	-	-	2	-	2
	Judo	-	-	2	-	-	-	-	-	2	-	2
	Powerlifting	-	-	1	-	-	-	-	-	1	-	1
	Wrestling	-	-	3	-	-	-	-	-	3	-	3
<b>91</b>	<b>CAMBODIA</b>	<b>-</b>	<b>-</b>	<b>1</b>	<b>-</b>	<b>-</b>	<b>-</b>	<b>-</b>	<b>-</b>	<b>1</b>	<b>-</b>	<b>1</b>
	Boxing	-	-	1	-	-	-	-	-	1	-	1
<b>27</b>	<b>CANADA</b>	<b>5</b>	<b>1</b>	<b>6</b>	<b>2</b>	<b>-</b>	<b>-</b>	<b>-</b>	<b>-</b>	<b>14</b>	<b>2</b>	<b>16</b>
	American Football-University	4	-	2	-	-	-	-	-	6	-	6
	Aquatics	-	-	-	-	-	-	-	-	-	1	1
	Archery	-	-	1	-	-	-	-	-	1	-	1
	Athletics	-	-	-	-	-	-	-	-	-	1	1
	Basketball-College	-	-	-	1	-	-	-	-	1	-	1
	Cycling	1	-	-	-	-	-	-	-	1	-	1
	Football-College	-	-	1	-	-	-	-	-	1	-	1
	Football-University	-	-	1	-	-	-	-	-	1	-	1
	Skiing	-	-	-	1	-	-	-	-	1	-	1
	Weightlifting	-	1	-	-	-	-	-	-	1	-	1
	Wrestling	-	-	1	-	-	-	-	-	1	-	1

**Table 10-Total ADRVs from Athletes by Nationality and Sport (continued)**

Ranking by Total ADRVs	Athlete Nationality - Sport	Urine				Blood				Total	Total	Total
		Out-of-Competition		In-Competition		Out-of-Competition		In-Competition		Analytical	Non-Analytical	ADRVs
		M	F	M	F	M	F	M	F	ADRVs**	ADRVs	ADRVs
<b>20</b>	<b>CHILE</b>	<b>2</b>	<b>2</b>	<b>14</b>	<b>2</b>	-	-	<b>2</b>	-	<b>22</b>	-	<b>22</b>
	Aquatics	-	-	3	-	-	-	-	-	3	-	3
	Athletics	1	-	1	1	-	-	2	-	5	-	5
	Basketball	-	-	1	-	-	-	-	-	1	-	1
	Boxing	-	-	3	-	-	-	-	-	3	-	3
	Canoe/Kayak	-	-	1	-	-	-	-	-	1	-	1
	Cycling	-	-	4	1	-	-	-	-	5	-	5
	Judo	1	-	-	-	-	-	-	-	1	-	1
	Triathlon	-	1	-	-	-	-	-	-	1	-	1
	Weightlifting	-	1	-	-	-	-	-	-	1	-	1
	Wheelchair Basketball	-	-	1	-	-	-	-	-	1	-	1
<b>15</b>	<b>CHINA</b>	<b>8</b>	<b>7</b>	<b>14</b>	<b>5</b>	-	-	-	-	<b>34</b>	-	<b>34</b>
	Aquatics	2	3	-	1	-	-	-	-	6	-	6
	Athletics	-	-	3	2	-	-	-	-	5	-	5
	Biathlon	-	-	2	-	-	-	-	-	2	-	2
	Bodybuilding	1	-	3	-	-	-	-	-	4	-	4
	Boxing	-	-	1	-	-	-	-	-	1	-	1
	Cycling	1	-	-	-	-	-	-	-	1	-	1
	Football	2	-	1	-	-	-	-	-	3	-	3
	Judo	-	-	-	1	-	-	-	-	1	-	1
	Modern Pentathlon	-	1	1	-	-	-	-	-	2	-	2
	Rowing	-	1	-	-	-	-	-	-	1	-	1
	Taekwondo	-	-	1	1	-	-	-	-	2	-	2
	Triathlon	-	-	2	-	-	-	-	-	2	-	2
	Weightlifting	2	2	-	-	-	-	-	-	4	-	4
<b>75</b>	<b>CHINESE TAIPEI</b>	-	<b>1</b>	-	<b>1</b>	-	-	-	-	<b>2</b>	-	<b>2</b>
	Athletics	-	1	-	-	-	-	-	-	1	-	1
	Weightlifting	-	-	-	1	-	-	-	-	1	-	1
<b>31</b>	<b>COLOMBIA</b>	-	-	<b>5</b>	<b>1</b>	-	-	<b>3</b>	-	<b>9</b>	<b>1</b>	<b>10</b>
	Athletics	-	-	-	-	-	-	-	-	-	1	1
	Cycling	-	-	3	-	-	-	3	-	6	-	6
	Football	-	-	2	-	-	-	-	-	2	-	2
	Roller Sports	-	-	-	1	-	-	-	-	1	-	1
<b>91</b>	<b>CONGO - DEMOCRATIC REPUBLIC OF THE</b>	-	-	<b>1</b>	-	-	-	-	-	<b>1</b>	-	<b>1</b>
	Football	-	-	1	-	-	-	-	-	1	-	1
<b>75</b>	<b>COSTA RICA</b>	-	-	-	-	-	-	-	-	-	<b>2</b>	<b>2</b>
	Bodybuilding	-	-	-	-	-	-	-	-	-	1	1
	Cycling	-	-	-	-	-	-	-	-	-	1	1
<b>53</b>	<b>CROATIA</b>	<b>1</b>	-	<b>3</b>	-	-	-	-	-	<b>4</b>	<b>1</b>	<b>5</b>
	Aquatics	-	-	-	-	-	-	-	-	-	1	1
	Athletics	1	-	-	-	-	-	-	-	1	-	1
	Cycling	-	-	1	-	-	-	-	-	1	-	1
	Kickboxing	-	-	1	-	-	-	-	-	1	-	1
	Mixed Martial Arts	-	-	1	-	-	-	-	-	1	-	1
<b>65</b>	<b>CUBA</b>	-	<b>1</b>	<b>2</b>	-	-	-	-	-	<b>3</b>	-	<b>3</b>
	Cycling	-	-	1	-	-	-	-	-	1	-	1
	Handball	-	1	-	-	-	-	-	-	1	-	1
	Weightlifting	-	-	1	-	-	-	-	-	1	-	1
<b>75</b>	<b>CYPRUS</b>	-	-	<b>1</b>	<b>1</b>	-	-	-	-	<b>2</b>	-	<b>2</b>
	Bodybuilding	-	-	1	-	-	-	-	-	1	-	1
	Taekwondo	-	-	-	1	-	-	-	-	1	-	1
<b>22</b>	<b>CZECH REPUBLIC</b>	<b>6</b>	-	<b>9</b>	<b>1</b>	-	-	-	-	<b>16</b>	<b>5</b>	<b>21</b>
	Arm Wrestling	-	-	1	-	-	-	-	-	1	-	1
	Automobile Sports	-	-	1	-	-	-	-	-	1	-	1
	Bodybuilding	1	-	3	1	-	-	-	-	5	4	9
	Boxing	1	-	1	-	-	-	-	-	2	-	2
	Cycling	2	-	-	-	-	-	-	-	2	-	2
	Handball	-	-	-	-	-	-	-	-	-	1	1
	Luge	-	-	1	-	-	-	-	-	1	-	1
	Para-Ice Hockey	-	-	1	-	-	-	-	-	1	-	1
	Volleyball	-	-	1	-	-	-	-	-	1	-	1
	Weightlifting	1	-	-	-	-	-	-	-	1	-	1
	Wrestling	1	-	-	-	-	-	-	-	1	-	1
<b>44</b>	<b>DENMARK</b>	-	-	<b>4</b>	<b>2</b>	-	-	-	-	<b>6</b>	<b>1</b>	<b>7</b>
	Aquatics	-	-	-	1	-	-	-	-	1	-	1
	Boxing	-	-	1	-	-	-	-	-	1	-	1
	Kickboxing	-	-	2	-	-	-	-	-	2	-	2
	Rugby Union	-	-	1	-	-	-	-	-	1	-	1
	Weightlifting	-	-	-	1	-	-	-	-	1	-	1
	Wrestling	1	-	-	-	-	-	-	-	-	1	1

**Table 10-Total ADRVs from Athletes by Nationality and Sport (continued)**

Ranking by Total ADRVs	Athlete Nationality - Sport	Urine				Blood				Total	Total	Total ADRVs
		Out-of-Competition		In-Competition		Out-of-Competition		In-Competition		Analytical	Non-Analytical	
		M	F	M	F	M	F	M	F	ADRVs**	ADRVs	
<b>39</b>	<b>ECUADOR</b>	-	<b>1</b>	<b>3</b>	<b>4</b>	-	-	-	-	<b>8</b>	-	<b>8</b>
	Athletics	-	1	-	1	-	-	-	-	2	-	2
	Football	-	-	1	-	-	-	-	-	1	-	1
	Judo	-	-	1	1	-	-	-	-	2	-	2
	Surfing	-	-	-	1	-	-	-	-	1	-	1
	Wrestling	-	-	1	1	-	-	-	-	2	-	2
<b>19</b>	<b>EGYPT</b>	<b>5</b>	-	<b>14</b>	<b>7</b>	-	-	-	-	<b>26</b>	-	<b>26</b>
	Aquatics	-	-	1	1	-	-	-	-	2	-	2
	Arm Wrestling	-	-	1	-	-	-	-	-	1	-	1
	Boxing	1	-	1	-	-	-	-	-	2	-	2
	Judo	1	-	1	1	-	-	-	-	3	-	3
	Karate-University	-	-	1	-	-	-	-	-	1	-	1
	Powerlifting	2	-	-	-	-	-	-	-	2	-	2
	Underwater Sports	-	-	4	-	-	-	-	-	4	-	4
	Weightlifting	1	-	2	5	-	-	-	-	8	-	8
	Wrestling	-	-	3	-	-	-	-	-	3	-	3
<b>91</b>	<b>EL SALVADOR</b>	-	-	<b>1</b>	-	-	-	-	-	<b>1</b>	-	<b>1</b>
	Archery	-	-	1	-	-	-	-	-	1	-	1
<b>91</b>	<b>ESTONIA</b>	-	<b>1</b>	-	-	-	-	-	-	<b>1</b>	-	<b>1</b>
	Athletics	-	1	-	-	-	-	-	-	1	-	1
<b>53</b>	<b>ETHIOPIA</b>	<b>2</b>	-	<b>2</b>	<b>1</b>	-	-	-	-	<b>5</b>	-	<b>5</b>
	Athletics	2	-	2	1	-	-	-	-	5	-	5
<b>35</b>	<b>FINLAND</b>	<b>1</b>	<b>2</b>	<b>5</b>	-	-	-	-	-	<b>8</b>	<b>1</b>	<b>9</b>
	American Football	-	-	1	-	-	-	-	-	1	-	1
	Basketball	-	-	1	-	-	-	-	-	1	-	1
	Bodybuilding	1	1	1	-	-	-	-	-	3	-	3
	Power Press	-	1	-	-	-	-	-	-	1	-	1
	Powerlifting	-	-	1	-	-	-	-	-	1	1	2
	Ultimate Fighting	-	-	1	-	-	-	-	-	1	-	1
<b>2</b>	<b>FRANCE</b>	<b>1</b>	-	<b>61</b>	<b>9</b>	-	-	<b>4</b>	-	<b>75</b>	<b>11</b>	<b>86</b>
	Aquatics	-	-	1	-	-	-	-	-	1	-	1
	Arm Wrestling	-	-	1	-	-	-	-	-	1	-	1
	Athletics	-	-	5	2	-	-	1	-	8	1	9
	Automobile Sports	-	-	-	-	-	-	-	-	-	1	1
	Basketball	-	-	2	-	-	-	-	-	2	-	2
	Billiards Sports	-	-	1	-	-	-	-	-	1	-	1
	Bodybuilding	-	-	2	-	-	-	-	-	2	1	3
	Boxing	-	-	2	-	-	-	-	-	2	1	3
	Cycling	-	-	7	-	-	-	3	-	10	2	12
	Equestrian	-	-	1	-	-	-	-	-	1	1	2
	Football	-	-	2	-	-	-	-	-	2	-	2
	Gymnastics	-	-	-	1	-	-	-	-	1	-	1
	Handball	-	-	1	-	-	-	-	-	1	-	1
	Horse Racing	-	-	-	1	-	-	-	-	1	-	1
	Ice Hockey	-	-	1	-	-	-	-	-	1	-	1
	Judo	-	-	1	-	-	-	-	-	1	1	2
	Kickboxing	-	-	2	1	-	-	-	-	3	2	5
	Mixed Martial Arts	-	-	1	-	-	-	-	-	1	-	1
	Motorcycle Racing	-	-	2	-	-	-	-	-	2	-	2
	Muaythai	-	-	3	-	-	-	-	-	3	-	3
	Powerboating	-	-	2	-	-	-	-	-	2	-	2
	Powerlifting	-	-	3	-	-	-	-	-	3	-	3
	Rugby League	-	-	4	-	-	-	-	-	4	1	5
	Rugby Union	1	-	5	-	-	-	-	-	6	-	6
	Savate	-	-	1	-	-	-	-	-	1	-	1
	Tennis	-	-	1	-	-	-	-	-	1	-	1
	Triathlon	-	-	-	1	-	-	-	-	1	-	1
	Weightlifting	-	-	4	3	-	-	-	-	7	-	7
	Wrestling	-	-	5	-	-	-	-	-	5	-	5
	Wushu	-	-	1	-	-	-	-	-	1	-	1
<b>49</b>	<b>GEORGIA</b>	<b>3</b>	-	<b>3</b>	-	-	-	-	-	<b>6</b>	-	<b>6</b>
	Aquatics	1	-	-	-	-	-	-	-	1	-	1
	Arm Wrestling	-	-	1	-	-	-	-	-	1	-	1
	Bodybuilding	2	-	-	-	-	-	-	-	2	-	2
	Boxing	-	-	1	-	-	-	-	-	1	-	1
	Powerlifting	-	-	1	-	-	-	-	-	1	-	1

**Table 10-Total ADRVs from Athletes by Nationality and Sport (continued)**

Ranking by Total ADRVs	Athlete Nationality - Sport	Urine				Blood				Total	Total	Total
		Out-of-Competition		In-Competition		Out-of-Competition		In-Competition		Analytical	Non-Analytical	ADRVs
		M	F	M	F	M	F	M	F	ADRVs**	ADRVs	ADRVs
<b>22</b>	<b>GERMANY</b>	<b>2</b>	<b>-</b>	<b>15</b>	<b>2</b>	<b>-</b>	<b>-</b>	<b>-</b>	<b>-</b>	<b>19</b>	<b>2</b>	<b>21</b>
	American Football	-	-	1	-	-	-	-	-	1	-	1
	Athletics	1	-	-	1	-	-	-	-	2	-	2
	Baseball	-	-	1	-	-	-	-	-	1	-	1
	Bodybuilding	-	-	2	-	-	-	-	-	2	-	2
	Cycling	1	-	-	-	-	-	-	-	1	-	1
	INBA Natural Bodybuilding	-	-	2	-	-	-	-	-	2	-	2
	Jiu-Jitsu	-	-	-	-	-	-	-	-	-	1	1
	Powerlifting	-	-	2	1	-	-	-	-	3	1	4
	Roller Sports	-	-	1	-	-	-	-	-	1	-	1
	Waterskiing	-	-	1	-	-	-	-	-	1	-	1
	Weightlifting	-	-	2	-	-	-	-	-	2	-	2
	Wrestling	-	-	3	-	-	-	-	-	3	-	3
<b>65</b>	<b>GREECE</b>	<b>-</b>	<b>1</b>	<b>2</b>	<b>-</b>	<b>-</b>	<b>-</b>	<b>-</b>	<b>-</b>	<b>3</b>	<b>-</b>	<b>3</b>
	Aquatics	-	1	-	-	-	-	-	-	1	-	1
	Athletics	-	-	1	-	-	-	-	-	1	-	1
	Basketball	-	-	1	-	-	-	-	-	1	-	1
<b>91</b>	<b>GUAM</b>	<b>-</b>	<b>-</b>	<b>1</b>	<b>-</b>	<b>-</b>	<b>-</b>	<b>-</b>	<b>-</b>	<b>1</b>	<b>-</b>	<b>1</b>
	Football	-	-	1	-	-	-	-	-	1	-	1
<b>75</b>	<b>GUATEMALA</b>	<b>-</b>	<b>-</b>	<b>1</b>	<b>1</b>	<b>-</b>	<b>-</b>	<b>-</b>	<b>-</b>	<b>2</b>	<b>-</b>	<b>2</b>
	Athletics	-	-	-	1	-	-	-	-	1	-	1
	Weightlifting	-	-	1	-	-	-	-	-	1	-	1
<b>75</b>	<b>HONG KONG</b>	<b>-</b>	<b>-</b>	<b>2</b>	<b>-</b>	<b>-</b>	<b>-</b>	<b>-</b>	<b>-</b>	<b>2</b>	<b>-</b>	<b>2</b>
	Bodybuilding	-	-	1	-	-	-	-	-	1	-	1
	Football	-	-	1	-	-	-	-	-	1	-	1
<b>44</b>	<b>HUNGARY</b>	<b>2</b>	<b>-</b>	<b>4</b>	<b>1</b>	<b>-</b>	<b>-</b>	<b>-</b>	<b>-</b>	<b>7</b>	<b>-</b>	<b>7</b>
	Athletics	-	-	2	-	-	-	-	-	2	-	2
	Canoe/Kayak	-	-	1	-	-	-	-	-	1	-	1
	Dragon Boat	1	-	-	-	-	-	-	-	1	-	1
	Handball	-	-	-	1	-	-	-	-	1	-	1
	INBA Natural Bodybuilding	-	-	1	-	-	-	-	-	1	-	1
	Weightlifting	1	-	-	-	-	-	-	-	1	-	1
<b>6</b>	<b>INDIA</b>	<b>6</b>	<b>2</b>	<b>41</b>	<b>19</b>	<b>-</b>	<b>-</b>	<b>-</b>	<b>-</b>	<b>68</b>	<b>1</b>	<b>69</b>
	Aquatics	-	-	1	-	-	-	-	-	1	-	1
	Athletics	2	-	8	11	-	-	-	-	21	-	21
	Bodybuilding	1	-	-	-	-	-	-	-	1	-	1
	Handball-University	1	-	-	-	-	-	-	-	1	-	1
	Kabaddi	-	-	8	1	-	-	-	-	9	-	9
	Para-Athletics	-	-	1	-	-	-	-	-	1	-	1
	Powerlifting	-	-	9	5	-	-	-	-	14	-	14
	Taekwondo	1	-	-	-	-	-	-	-	1	-	1
	Volleyball	-	-	1	-	-	-	-	-	1	-	1
	Weightlifting	-	-	12	2	-	-	-	-	14	-	14
	Wrestling	1	2	1	-	-	-	-	-	4	1	5
<b>8</b>	<b>IRAN - ISLAMIC REPUBLIC OF</b>	<b>5</b>	<b>-</b>	<b>46</b>	<b>3</b>	<b>-</b>	<b>-</b>	<b>-</b>	<b>-</b>	<b>54</b>	<b>1</b>	<b>55</b>
	Aquatics	-	-	2	-	-	-	-	-	2	-	2
	Athletics	-	-	3	1	-	-	-	-	4	-	4
	Basketball	-	-	3	-	-	-	-	-	3	-	3
	Bodybuilding	-	-	5	-	-	-	-	-	5	1	6
	Cycling	-	-	10	2	-	-	-	-	12	-	12
	Football	-	-	5	-	-	-	-	-	5	-	5
	Handball	-	-	2	-	-	-	-	-	2	-	2
	Judo	-	-	3	-	-	-	-	-	3	-	3
	Kurash	-	-	2	-	-	-	-	-	2	-	2
	Para-Athletics	1	-	-	-	-	-	-	-	1	-	1
	Powerlifting	-	-	1	-	-	-	-	-	1	-	1
	Taekwondo	-	-	3	-	-	-	-	-	3	-	3
	Volleyball	-	-	3	-	-	-	-	-	3	-	3
	Weightlifting	4	-	2	-	-	-	-	-	6	-	6
	Wrestling	-	-	1	-	-	-	-	-	1	-	1
	Wushu	-	-	1	-	-	-	-	-	1	-	1
<b>44</b>	<b>IRAQ</b>	<b>5</b>	<b>-</b>	<b>2</b>	<b>-</b>	<b>-</b>	<b>-</b>	<b>-</b>	<b>-</b>	<b>7</b>	<b>-</b>	<b>7</b>
	Basketball	1	-	-	-	-	-	-	-	1	-	1
	Boxing	2	-	-	-	-	-	-	-	2	-	2
	IPC Powerlifting (R)	1	-	-	-	-	-	-	-	1	-	1
	Weightlifting	1	-	2	-	-	-	-	-	3	-	3
<b>65</b>	<b>IRELAND</b>	<b>-</b>	<b>-</b>	<b>2</b>	<b>-</b>	<b>-</b>	<b>-</b>	<b>-</b>	<b>-</b>	<b>2</b>	<b>1</b>	<b>3</b>
	Cycling	-	-	-	-	-	-	-	-	-	1	1
	Gaelic Games	-	-	1	-	-	-	-	-	1	-	1
	Motorcycle Racing	-	-	1	-	-	-	-	-	1	-	1
<b>91</b>	<b>ISRAEL</b>	<b>-</b>	<b>-</b>	<b>1</b>	<b>-</b>	<b>-</b>	<b>-</b>	<b>-</b>	<b>-</b>	<b>1</b>	<b>-</b>	<b>1</b>
	American Football	-	-	1	-	-	-	-	-	1	-	1

**Table 10-Total ADRVs from Athletes by Nationality and Sport (continued)**

Ranking by Total ADRVs	Athlete Nationality - Sport	Urine				Blood				Total	Total	Total ADRVs
		Out-of-Competition		In-Competition		Out-of-Competition		In-Competition		Analytical	Non-Analytical	
		M	F	M	F	M	F	M	F	ADRVs**	ADRVs	
<b>1</b>	<b>ITALY</b>	<b>7</b>	<b>2</b>	<b>63</b>	<b>20</b>	<b>-</b>	<b>-</b>	<b>2</b>	<b>-</b>	<b>94</b>	<b>53</b>	<b>147</b>
	American Football	-	-	1	-	-	-	-	-	1	-	1
	Aquatics	-	-	3	2	-	-	-	-	5	-	5
	Archery	-	-	-	-	-	-	-	-	-	1	1
	Athletics	1	-	3	3	-	-	-	-	7	1	8
	Automobile Sports	-	-	-	-	-	-	-	-	-	9	9
	Basketball	-	-	3	-	-	-	-	-	3	-	3
	Biathlon	-	-	-	-	-	-	-	-	-	1	1
	Bodybuilding	-	-	9	7	-	-	-	-	16	18	34
	Bridge	-	-	-	4	-	-	-	-	4	-	4
	Canoe/Kayak	-	-	-	-	-	-	-	-	-	1	1
	Cycling	1	-	27	2	-	-	2	-	32	6	38
	DanceSport	-	-	1	-	-	-	-	-	1	-	1
	Equestrian	-	-	-	-	-	-	-	-	-	1	1
	Field Hockey	-	-	-	-	-	-	-	-	-	1	1
	Football	-	-	4	-	-	-	-	-	4	3	7
	Gymnastics	-	-	1	-	-	-	-	-	1	-	1
	handball	-	-	-	-	-	-	-	-	-	3	3
	Ice Hockey	-	-	1	-	-	-	-	-	1	-	1
	Judo	-	-	1	-	-	-	-	-	1	-	1
	Kickboxing	-	-	-	1	-	-	-	-	1	-	1
	Motorcycle Racing	-	-	-	-	-	-	-	-	-	1	1
	Muaythai	-	-	1	-	-	-	-	-	1	-	1
	Para-Rowing	-	-	-	1	-	-	-	-	1	-	1
	Powerboating	-	-	1	-	-	-	-	-	1	-	1
	Professional Boxing	-	-	1	-	-	-	-	-	1	-	1
	Roller Sports	-	-	1	-	-	-	-	-	1	3	4
	Rowing	2	-	-	-	-	-	-	-	2	-	2
	Rugby Union	2	-	1	-	-	-	-	-	3	2	5
	Sailing	-	1	-	-	-	-	-	-	1	-	1
	Skiing	-	-	-	-	-	-	-	-	-	1	1
	Triathlon	1	-	1	-	-	-	-	-	2	-	2
	Underwater Sports	-	-	1	-	-	-	-	-	1	-	1
	Volleyball	-	1	1	-	-	-	-	-	2	-	2
	Weightlifting	-	-	1	-	-	-	-	-	1	1	2
<b>65</b>	<b>JAMAICA</b>	<b>2</b>	<b>-</b>	<b>-</b>	<b>-</b>	<b>-</b>	<b>-</b>	<b>-</b>	<b>-</b>	<b>2</b>	<b>1</b>	<b>3</b>
	Athletics	2	-	-	-	-	-	-	-	2	-	2
	Cricket	-	-	-	-	-	-	-	-	-	1	1
<b>49</b>	<b>JAPAN</b>	<b>-</b>	<b>-</b>	<b>6</b>	<b>-</b>	<b>-</b>	<b>-</b>	<b>-</b>	<b>-</b>	<b>6</b>	<b>-</b>	<b>6</b>
	Athletics	-	-	1	-	-	-	-	-	1	-	1
	Bodybuilding	-	-	3	-	-	-	-	-	3	-	3
	Cycling	-	-	1	-	-	-	-	-	1	-	1
	Football	-	-	1	-	-	-	-	-	1	-	1
<b>35</b>	<b>JORDAN</b>	<b>3</b>	<b>-</b>	<b>3</b>	<b>-</b>	<b>-</b>	<b>-</b>	<b>-</b>	<b>-</b>	<b>6</b>	<b>3</b>	<b>9</b>
	Bodybuilding	3	-	3	-	-	-	-	-	6	3	9
<b>14</b>	<b>KAZAKHSTAN</b>	<b>4</b>	<b>4</b>	<b>17</b>	<b>10</b>	<b>-</b>	<b>-</b>	<b>-</b>	<b>-</b>	<b>35</b>	<b>-</b>	<b>35</b>
	Athletics	-	2	-	1	-	-	-	-	3	-	3
	Biathlon	-	-	1	1	-	-	-	-	2	-	2
	Bodybuilding	-	1	-	-	-	-	-	-	1	-	1
	Canoe/Kayak	3	1	-	1	-	-	-	-	5	-	5
	Football	-	-	-	1	-	-	-	-	1	-	1
	IPC Powerlifting (R)	1	-	1	-	-	-	-	-	2	-	2
	Judo	-	-	2	-	-	-	-	-	2	-	2
	Sambo	-	-	1	1	-	-	-	-	2	-	2
	Skating	-	-	-	1	-	-	-	-	1	-	1
	Taekwondo	-	-	1	1	-	-	-	-	2	-	2
	Tennis	-	-	1	-	-	-	-	-	1	-	1
	Weightlifting	-	-	3	1	-	-	-	-	4	-	4
	Wrestling	-	-	7	2	-	-	-	-	9	-	9
<b>35</b>	<b>KENYA</b>	<b>1</b>	<b>1</b>	<b>3</b>	<b>4</b>	<b>-</b>	<b>-</b>	<b>-</b>	<b>-</b>	<b>9</b>	<b>-</b>	<b>9</b>
	Athletics	-	1	2	4	-	-	-	-	7	-	7
	Bodybuilding	-	-	1	-	-	-	-	-	1	-	1
	Para-Athletics	1	-	-	-	-	-	-	-	1	-	1
<b>26</b>	<b>KOREA - REPUBLIC OF</b>	<b>1</b>	<b>-</b>	<b>12</b>	<b>4</b>	<b>-</b>	<b>-</b>	<b>-</b>	<b>-</b>	<b>17</b>	<b>-</b>	<b>17</b>
	Bodybuilding	1	-	7	-	-	-	-	-	8	-	8
	Boules Sports	-	-	1	-	-	-	-	-	1	-	1
	Football	-	-	1	-	-	-	-	-	1	-	1
	Gymnastics	-	-	1	-	-	-	-	-	1	-	1
	IPC Powerlifting (R)	-	-	-	1	-	-	-	-	1	-	1
	Rugby Union	-	-	1	-	-	-	-	-	1	-	1
	Shooting Para Sport	-	-	1	1	-	-	-	-	2	-	2
	Weightlifting	-	-	-	1	-	-	-	-	1	-	1
	Wheelchair Fencing	-	-	-	1	-	-	-	-	1	-	1

**Table 10-Total ADRVs from Athletes by Nationality and Sport (continued)**

Ranking by Total ADRVs	Athlete Nationality - Sport	Urine				Blood			Total	Total	Total
		Out-of-Competition		In-Competition		Out-of-Competition		In-Competition	Analytical	Non-Analytical	ADRVs
		M	F	M	F	M	F	M	ADRVs**	ADRVs	ADRVs
<b>91</b>	<b>KOSOVO</b>	-	-	-	-	-	-	-	-	<b>1</b>	<b>1</b>
	Judo	-	-	-	-	-	-	-	-	1	1
<b>91</b>	<b>KUWAIT</b>	-	-	<b>1</b>	-	-	-	-	<b>1</b>	-	<b>1</b>
	Bodybuilding	-	-	1	-	-	-	-	1	-	1
<b>65</b>	<b>KYRGYZSTAN</b>	-	-	<b>2</b>	<b>1</b>	-	-	-	<b>3</b>	-	<b>3</b>
	Kickboxing	-	-	1	1	-	-	-	2	-	2
	Weightlifting	-	-	1	-	-	-	-	1	-	1
<b>57</b>	<b>LATVIA</b>	-	-	<b>3</b>	<b>1</b>	-	-	-	<b>4</b>	-	<b>4</b>
	Aquatics	-	-	1	-	-	-	-	1	-	1
	Automobile Sports	-	-	1	-	-	-	-	1	-	1
	Bodybuilding	-	-	-	1	-	-	-	1	-	1
	Powerlifting	-	-	1	-	-	-	-	1	-	1
<b>75</b>	<b>LEBANON</b>	-	-	<b>2</b>	-	-	-	-	<b>2</b>	-	<b>2</b>
	Basketball	-	-	2	-	-	-	-	2	-	2
<b>91</b>	<b>LESOTHO</b>	<b>1</b>	-	-	-	-	-	-	<b>1</b>	-	<b>1</b>
	Para-Athletics	1	-	-	-	-	-	-	1	-	1
<b>53</b>	<b>LITHUANIA</b>	-	<b>1</b>	<b>3</b>	-	-	-	-	<b>4</b>	<b>1</b>	<b>5</b>
	Athletics	-	1	1	-	-	-	-	2	-	2
	Bodybuilding	-	-	-	-	-	-	-	-	1	1
	Canoe/Kayak	-	-	1	-	-	-	-	1	-	1
	Powerlifting	-	-	1	-	-	-	-	1	-	1
<b>65</b>	<b>LUXEMBOURG</b>	-	-	<b>2</b>	-	-	-	-	<b>2</b>	<b>1</b>	<b>3</b>
	Basketball	-	-	1	-	-	-	-	1	-	1
	Bodybuilding	-	-	1	-	-	-	-	1	-	1
	Cycling	-	-	-	-	-	-	-	-	1	1
<b>49</b>	<b>MALAYSIA</b>	<b>2</b>	-	<b>2</b>	<b>2</b>	-	-	-	<b>6</b>	-	<b>6</b>
	Archery	-	-	-	2	-	-	-	2	-	2
	Boxing	-	-	1	-	-	-	-	1	-	1
	Weightlifting	2	-	1	-	-	-	-	3	-	3
<b>57</b>	<b>MALTA</b>	-	-	<b>4</b>	-	-	-	-	<b>4</b>	-	<b>4</b>
	Football	-	-	4	-	-	-	-	4	-	4
<b>39</b>	<b>MEXICO</b>	-	-	<b>6</b>	<b>2</b>	-	-	-	<b>8</b>	-	<b>8</b>
	American Football	-	-	5	-	-	-	-	5	-	5
	Cycling	-	-	-	1	-	-	-	1	-	1
	Powerlifting	-	-	1	-	-	-	-	1	-	1
	Triathlon	-	-	-	1	-	-	-	1	-	1
<b>65</b>	<b>MOLDOVA - REPUBLIC OF</b>	<b>1</b>	-	<b>2</b>	-	-	-	-	<b>3</b>	-	<b>3</b>
	Aquatics	-	-	1	-	-	-	-	1	-	1
	Canoe/Kayak	1	-	-	-	-	-	-	1	-	1
	Wrestling	-	-	1	-	-	-	-	1	-	1
<b>65</b>	<b>MONGOLIA</b>	<b>1</b>	-	<b>2</b>	-	-	-	-	<b>3</b>	-	<b>3</b>
	Athletics	-	-	1	-	-	-	-	1	-	1
	Powerlifting	-	-	1	-	-	-	-	1	-	1
	Weightlifting	1	-	-	-	-	-	-	1	-	1
<b>20</b>	<b>MOROCCO</b>	<b>8</b>	<b>1</b>	<b>4</b>	<b>1</b>	-	-	-	<b>14</b>	<b>8</b>	<b>22</b>
	Athletics	4	-	3	1	-	-	-	8	6	14
	Basketball	-	-	-	-	-	-	-	-	2	2
	Boxing	2	-	-	-	-	-	-	2	-	2
	Canoe/Kayak	1	-	-	-	-	-	-	1	-	1
	Judo	1	-	-	-	-	-	-	1	-	1
	Kickboxing	-	-	1	-	-	-	-	1	-	1
	Taekwondo	-	1	-	-	-	-	-	1	-	1
<b>75</b>	<b>NAMIBIA</b>	<b>2</b>	-	-	-	-	-	-	<b>2</b>	-	<b>2</b>
	Rugby Union	2	-	-	-	-	-	-	2	-	2
<b>28</b>	<b>NETHERLANDS</b>	-	-	<b>11</b>	<b>1</b>	-	-	-	<b>12</b>	<b>3</b>	<b>15</b>
	Aquatics	-	-	1	-	-	-	-	1	-	1
	Athletics	-	-	1	-	-	-	-	1	-	1
	Automobile Sports	-	-	-	-	-	-	-	-	1	1
	Bandy	-	-	1	-	-	-	-	1	-	1
	Baseball	-	-	1	-	-	-	-	1	-	1
	Bodybuilding	-	-	-	1	-	-	-	1	-	1
	Bowling	-	-	1	-	-	-	-	1	-	1
	Cycling	-	-	-	-	-	-	-	-	1	1
	Ice Hockey	-	-	1	-	-	-	-	1	-	1
	Korfball	-	-	1	-	-	-	-	1	-	1
	Powerlifting	-	-	4	-	-	-	-	4	-	4
	Skiing	-	-	-	-	-	-	-	-	1	1

**Table 10-Total ADRVs from Athletes by Nationality and Sport (continued)**

Ranking by Total ADRVs	Athlete Nationality - Sport	Urine				Blood				Total	Total	Total
		Out-of-Competition		In-Competition		Out-of-Competition		In-Competition		Analytical	Non-Analytical	ADRVs
		M	F	M	F	M	F	M	F	ADRVs**	ADRVs	ADRVs
<b>44</b>	<b>NEW ZEALAND</b>	<b>1</b>	<b>-</b>	<b>5</b>	<b>-</b>	<b>-</b>	<b>-</b>	<b>-</b>	<b>-</b>	<b>6</b>	<b>1</b>	<b>7</b>
	Football	-	-	1	-	-	-	-	-	1	-	1
	Powerlifting	-	-	1	-	-	-	-	-	1	-	1
	Rugby League	1	-	2	-	-	-	-	-	3	1	4
	Softball	-	-	1	-	-	-	-	-	1	-	1
<b>28</b>	<b>NORWAY</b>	<b>5</b>	<b>2</b>	<b>6</b>	<b>-</b>	<b>-</b>	<b>-</b>	<b>-</b>	<b>-</b>	<b>13</b>	<b>2</b>	<b>15</b>
	American Football	1	-	-	-	-	-	-	-	1	-	1
	Bodybuilding	-	-	1	-	-	-	-	-	1	-	1
	Cheer	-	-	1	-	-	-	-	-	1	-	1
	Cricket	1	-	-	-	-	-	-	-	1	-	1
	Cycling	-	-	1	-	-	-	-	-	1	-	1
	Football	1	-	1	-	-	-	-	-	2	1	3
	Powerlifting	1	-	-	-	-	-	-	-	1	-	1
	Skiing	-	1	-	-	-	-	-	-	1	-	1
	Table Tennis	-	-	1	-	-	-	-	-	1	-	1
	Triathlon	1	-	-	-	-	-	-	-	1	-	1
	Weightlifting	-	1	-	-	-	-	-	-	1	1	2
	Wrestling	-	-	1	-	-	-	-	-	1	-	1
<b>75</b>	<b>PAKISTAN</b>	<b>-</b>	<b>-</b>	<b>2</b>	<b>-</b>	<b>-</b>	<b>-</b>	<b>-</b>	<b>-</b>	<b>2</b>	<b>-</b>	<b>2</b>
	Squash	-	-	2	-	-	-	-	-	2	-	2
<b>57</b>	<b>PANAMA</b>	<b>-</b>	<b>-</b>	<b>3</b>	<b>1</b>	<b>-</b>	<b>-</b>	<b>-</b>	<b>-</b>	<b>4</b>	<b>-</b>	<b>4</b>
	Bodybuilding	-	-	1	-	-	-	-	-	1	-	1
	Boxing	-	-	1	-	-	-	-	-	1	-	1
	Surfing	-	-	1	-	-	-	-	-	1	-	1
	Triathlon	-	-	-	1	-	-	-	-	1	-	1
<b>91</b>	<b>PARAGUAY</b>	<b>-</b>	<b>-</b>	<b>1</b>	<b>-</b>	<b>-</b>	<b>-</b>	<b>-</b>	<b>-</b>	<b>1</b>	<b>-</b>	<b>1</b>
	Football	-	-	1	-	-	-	-	-	1	-	1
<b>65</b>	<b>PERU</b>	<b>-</b>	<b>2</b>	<b>1</b>	<b>-</b>	<b>-</b>	<b>-</b>	<b>-</b>	<b>-</b>	<b>3</b>	<b>-</b>	<b>3</b>
	Taekwondo	-	-	1	-	-	-	-	-	1	-	1
	Volleyball	-	2	-	-	-	-	-	-	2	-	2
<b>75</b>	<b>PHILIPPINES</b>	<b>2</b>	<b>-</b>	<b>-</b>	<b>-</b>	<b>-</b>	<b>-</b>	<b>-</b>	<b>-</b>	<b>2</b>	<b>-</b>	<b>2</b>
	Dragon Boat	1	-	-	-	-	-	-	-	1	-	1
	Powerlifting	1	-	-	-	-	-	-	-	1	-	1
<b>12</b>	<b>POLAND</b>	<b>4</b>	<b>-</b>	<b>24</b>	<b>6</b>	<b>1</b>	<b>-</b>	<b>1</b>	<b>-</b>	<b>36</b>	<b>1</b>	<b>37</b>
	Athletics	-	-	1	-	-	-	-	-	1	-	1
	Billiards Sports	-	-	1	-	-	-	-	-	1	-	1
	Bodybuilding	-	-	4	-	-	-	-	-	4	1	5
	Boxing	-	-	-	1	-	-	-	-	1	-	1
	Canoe/Kayak	-	-	-	1	-	-	-	-	1	-	1
	Cycling	-	-	3	1	-	-	1	-	5	-	5
	Handball	-	-	-	1	-	-	-	-	1	-	1
	Ice Hockey	-	-	2	-	-	-	-	-	2	-	2
	Judo	-	-	1	-	-	-	-	-	1	-	1
	Kickboxing	-	-	3	-	-	-	-	-	3	-	3
	Muaythai	-	-	1	-	-	-	-	-	1	-	1
	Para-Athletics	-	-	1	-	-	-	-	-	1	-	1
	Powerlifting	-	-	-	1	-	-	-	-	1	-	1
	Rowing-University	-	-	1	-	-	-	-	-	1	-	1
	Rugby Union	-	-	1	-	-	-	-	-	1	-	1
	Triathlon	-	-	-	1	-	-	-	-	1	-	1
	Volleyball	-	-	1	-	-	-	-	-	1	-	1
	Weightlifting	4	-	4	-	1	-	-	-	9	-	9
<b>17</b>	<b>PORTUGAL</b>	<b>1</b>	<b>-</b>	<b>22</b>	<b>2</b>	<b>-</b>	<b>-</b>	<b>-</b>	<b>-</b>	<b>25</b>	<b>4</b>	<b>29</b>
	Athletics	-	-	-	-	-	-	-	-	-	1	1
	Automobile Sports	-	-	1	-	-	-	-	-	1	-	1
	Bodybuilding	-	-	2	-	-	-	-	-	2	-	2
	Bridge	-	-	3	-	-	-	-	-	3	-	3
	Cycling	-	-	3	1	-	-	-	-	4	1	5
	Football	1	-	2	-	-	-	-	-	3	-	3
	Gymnastics	-	-	-	-	-	-	-	-	-	1	1
	Handball	-	-	-	-	-	-	-	-	-	1	1
	Kickboxing	-	-	6	1	-	-	-	-	7	-	7
	Motorcycle Racing	-	-	1	-	-	-	-	-	1	-	1
	Muaythai	-	-	4	-	-	-	-	-	4	-	4
<b>53</b>	<b>PUERTO RICO</b>	<b>1</b>	<b>1</b>	<b>2</b>	<b>-</b>	<b>-</b>	<b>-</b>	<b>-</b>	<b>-</b>	<b>4</b>	<b>1</b>	<b>5</b>
	Athletics	1	-	-	-	-	-	-	-	1	-	1
	Powerlifting	-	1	1	-	-	-	-	-	2	1	3
	Weightlifting	-	-	1	-	-	-	-	-	1	-	1
<b>75</b>	<b>QATAR</b>	<b>-</b>	<b>-</b>	<b>1</b>	<b>-</b>	<b>-</b>	<b>-</b>	<b>-</b>	<b>-</b>	<b>1</b>	<b>1</b>	<b>2</b>
	Football	-	-	1	-	-	-	-	-	1	-	1
	Athletics	-	-	-	-	-	-	-	-	-	1	1



**Table 10-Total ADRVs from Athletes by Nationality and Sport (continued)**

Ranking by Total ADRVs	Athlete Nationality - Sport	Urine				Blood				Total Analytical ADRVs**	Total Non-Analytical ADRVs	Total ADRVs
		Out-of-Competition		In-Competition		Out-of-Competition		In-Competition				
		M	F	M	F	M	F	M	F			
<b>11</b>	<b>ROMANIA</b>	<b>11</b>	<b>5</b>	<b>14</b>	<b>12</b>	<b>1</b>	<b>-</b>	<b>-</b>	<b>-</b>	<b>43</b>	<b>3</b>	<b>46</b>
	Aikido	-	-	-	-	-	-	-	-	-	1	1
	Aquatics	-	-	-	1	-	-	-	-	1	-	1
	Athletics	1	2	3	3	-	-	-	-	9	-	9
	Automobile Sports	-	-	1	-	-	-	-	-	1	-	1
	Bodybuilding	1	-	2	1	-	-	-	-	4	1	5
	Canoe/Kayak	8	1	2	1	1	-	-	-	13	1	14
	DanceSport	-	-	1	-	-	-	-	-	1	-	1
	Fencing	-	-	1	-	-	-	-	-	1	-	1
	Karate	-	-	-	1	-	-	-	-	1	-	1
	Rowing	-	1	-	-	-	-	-	-	1	-	1
	Rugby Union	-	-	3	-	-	-	-	-	3	-	3
	Weightlifting	-	1	1	-	-	-	-	-	2	-	2
	Wrestling	1	-	-	5	-	-	-	-	6	-	6
<b>6</b>	<b>RUSSIAN FEDERATION</b>	<b>8</b>	<b>8</b>	<b>18</b>	<b>11</b>	<b>-</b>	<b>-</b>	<b>-</b>	<b>-</b>	<b>45</b>	<b>24</b>	<b>69</b>
	Arm Wrestling	-	-	2	-	-	-	-	-	2	-	2
	Athletics	3	5	-	1	-	-	-	-	9	21	30
	Bobsleigh	-	-	1	-	-	-	-	-	1	-	1
	Bodybuilding	-	-	1	-	-	-	-	-	1	-	1
	Boxing	-	-	3	-	-	-	-	-	3	-	3
	CISS Athletics	-	-	-	1	-	-	-	-	1	-	1
	Cycling	2	1	2	1	-	-	-	-	6	-	6
	FISAF Fitness	-	-	1	2	-	-	-	-	3	-	3
	Football	-	-	1	-	-	-	-	-	1	-	1
	IPC Powerlifting (R)	1	1	-	-	-	-	-	-	2	-	2
	Military Sport Pentathlon	-	-	-	2	-	-	-	-	2	-	2
	Mixed Martial Arts	1	-	-	-	-	-	-	-	1	-	1
	Para-Athletics	-	-	1	-	-	-	-	-	1	-	1
	Powerlifting	-	-	1	1	-	-	-	-	2	-	2
	Rugby League	-	-	2	-	-	-	-	-	2	-	2
	Rugby Union	-	-	-	1	-	-	-	-	1	-	1
	Skating	-	-	-	1	-	-	-	-	1	1	2
	Skiing	-	-	2	-	-	-	-	-	2	-	2
	Tennis	-	1	-	1	-	-	-	-	2	-	2
	Volleyball	1	-	-	-	-	-	-	-	1	-	1
	Weightlifting	-	-	1	-	-	-	-	-	1	2	3
<b>91</b>	<b>RWANDA</b>	<b>-</b>	<b>-</b>	<b>-</b>	<b>-</b>	<b>-</b>	<b>-</b>	<b>-</b>	<b>-</b>	<b>-</b>	<b>1</b>	<b>1</b>
	Athletics	-	-	-	-	-	-	-	-	-	1	1
<b>91</b>	<b>SAMOA</b>	<b>-</b>	<b>-</b>	<b>1</b>	<b>-</b>	<b>-</b>	<b>-</b>	<b>-</b>	<b>-</b>	<b>1</b>	<b>-</b>	<b>1</b>
	Powerlifting	-	-	1	-	-	-	-	-	1	-	1
<b>91</b>	<b>SAN MARINO</b>	<b>1</b>	<b>-</b>	<b>-</b>	<b>-</b>	<b>-</b>	<b>-</b>	<b>-</b>	<b>-</b>	<b>1</b>	<b>-</b>	<b>1</b>
	Judo	1	-	-	-	-	-	-	-	1	-	1
<b>24</b>	<b>SAUDI ARABIA</b>	<b>2</b>	<b>-</b>	<b>16</b>	<b>-</b>	<b>1</b>	<b>-</b>	<b>1</b>	<b>-</b>	<b>20</b>	<b>-</b>	<b>20</b>
	Athletics	1	-	6	-	1	-	1	-	9	-	9
	Basketball	-	-	1	-	-	-	-	-	1	-	1
	Football	-	-	1	-	-	-	-	-	1	-	1
	Handball	-	-	3	-	-	-	-	-	3	-	3
	IPC Powerlifting (R)	1	-	-	-	-	-	-	-	1	-	1
	Judo	-	-	1	-	-	-	-	-	1	-	1
	Taekwondo	-	-	1	-	-	-	-	-	1	-	1
	Wrestling	-	-	3	-	-	-	-	-	3	-	3
<b>91</b>	<b>SENEGAL</b>	<b>-</b>	<b>-</b>	<b>1</b>	<b>-</b>	<b>-</b>	<b>-</b>	<b>-</b>	<b>-</b>	<b>1</b>	<b>-</b>	<b>1</b>
	Volleyball	-	-	1	-	-	-	-	-	1	-	1
<b>57</b>	<b>SERBIA</b>	<b>-</b>	<b>-</b>	<b>4</b>	<b>-</b>	<b>-</b>	<b>-</b>	<b>-</b>	<b>-</b>	<b>4</b>	<b>-</b>	<b>4</b>
	American Football	-	-	2	-	-	-	-	-	2	-	2
	Boxing	-	-	1	-	-	-	-	-	1	-	1
	Football	-	-	1	-	-	-	-	-	1	-	1
<b>75</b>	<b>SEYCHELLES</b>	<b>1</b>	<b>-</b>	<b>-</b>	<b>-</b>	<b>-</b>	<b>-</b>	<b>-</b>	<b>-</b>	<b>1</b>	<b>1</b>	<b>2</b>
	Athletics	1	-	-	-	-	-	-	-	1	-	1
	Weightlifting	-	-	-	-	-	-	-	-	-	1	1
<b>91</b>	<b>SINGAPORE</b>	<b>-</b>	<b>-</b>	<b>-</b>	<b>-</b>	<b>-</b>	<b>-</b>	<b>-</b>	<b>-</b>	<b>-</b>	<b>1</b>	<b>1</b>
	Canoe/Kayak	-	-	-	-	-	-	-	-	-	1	1
<b>49</b>	<b>SLOVAKIA</b>	<b>2</b>	<b>1</b>	<b>3</b>	<b>-</b>	<b>-</b>	<b>-</b>	<b>-</b>	<b>-</b>	<b>6</b>	<b>-</b>	<b>6</b>
	Bodybuilding	-	1	1	-	-	-	-	-	2	-	2
	Boxing	-	-	1	-	-	-	-	-	1	-	1
	Ice Hockey	-	-	1	-	-	-	-	-	1	-	1
	Wrestling	2	-	-	-	-	-	-	-	2	-	2
<b>65</b>	<b>SLOVENIA</b>	<b>-</b>	<b>-</b>	<b>1</b>	<b>1</b>	<b>-</b>	<b>-</b>	<b>-</b>	<b>-</b>	<b>2</b>	<b>1</b>	<b>3</b>
	Aquatics	-	-	-	1	-	-	-	-	1	-	1
	Cycling	-	-	1	-	-	-	-	-	1	1	2

**Table 10-Total ADRVs from Athletes by Nationality and Sport (continued)**

Ranking by Total ADRVs	Athlete Nationality - Sport	Urine				Blood				Total Analytical ADRVs**	Total Non-Analytical ADRVs	Total ADRVs
		Out-of-Competition		In-Competition		Out-of-Competition		In-Competition				
		M	F	M	F	M	F	M	F			
<b>10</b>	<b>SOUTH AFRICA</b>	<b>11</b>	<b>1</b>	<b>31</b>	<b>6</b>	-	-	-	-	<b>49</b>	<b>1</b>	<b>50</b>
	Aquatics	-	-	1	-	-	-	-	-	1	-	1
	Athletics	-	-	1	3	-	-	-	-	4	-	4
	Bodybuilding	-	-	2	-	-	-	-	-	2	-	2
	Boxing	-	-	1	-	-	-	-	-	1	-	1
	Cycling	-	-	3	1	-	-	-	-	4	-	4
	Field Hockey	-	-	2	-	-	-	-	-	2	-	2
	Football	-	-	2	-	-	-	-	-	2	-	2
	Mixed Martial Arts	-	-	2	-	-	-	-	-	2	-	2
	Powerlifting	3	1	2	1	-	-	-	-	7	1	8
	Rugby Union	8	-	13	-	-	-	-	-	21	-	21
	Triathlon	-	-	-	1	-	-	-	-	1	-	1
	Weightlifting	-	-	2	-	-	-	-	-	2	-	2
<b>16</b>	<b>SPAIN</b>	<b>6</b>	-	<b>14</b>	<b>4</b>	-	-	-	-	<b>24</b>	<b>6</b>	<b>30</b>
	Athletics	-	-	4	-	-	-	-	-	4	2	6
	Bodybuilding	-	-	4	1	-	-	-	-	5	-	5
	Cycling	2	-	2	1	-	-	-	-	5	1	6
	Floorball	-	-	1	-	-	-	-	-	1	-	1
	Para-Cycling	3	-	-	-	-	-	-	-	3	-	3
	Polo	-	-	-	-	-	-	-	-	-	1	1
	Roller Sports	-	-	-	1	-	-	-	-	1	-	1
	Rugby Union	-	-	1	-	-	-	-	-	1	-	1
	Triathlon	-	-	-	1	-	-	-	-	1	2	3
	Volleyball	-	-	1	-	-	-	-	-	1	-	1
	Weightlifting	1	-	1	-	-	-	-	-	2	-	2
<b>44</b>	<b>SRI LANKA</b>	-	-	<b>7</b>	-	-	-	-	-	<b>7</b>	-	<b>7</b>
	Bodybuilding	-	-	3	-	-	-	-	-	3	-	3
	Cycling	-	-	1	-	-	-	-	-	1	-	1
	Powerlifting	-	-	2	-	-	-	-	-	2	-	2
	Rugby Union	-	-	1	-	-	-	-	-	1	-	1
<b>91</b>	<b>STATE OF LIBYA</b>	-	-	<b>1</b>	-	-	-	-	-	<b>1</b>	-	<b>1</b>
	Weightlifting	-	-	1	-	-	-	-	-	1	-	1
<b>28</b>	<b>SWEDEN</b>	<b>7</b>	<b>1</b>	<b>3</b>	<b>2</b>	-	-	-	-	<b>13</b>	<b>2</b>	<b>15</b>
	American Football	-	-	1	-	-	-	-	-	1	-	1
	Athletics	2	-	-	-	-	-	-	-	2	1	3
	Baseball	1	-	-	-	-	-	-	-	1	-	1
	Boxing	1	-	-	-	-	-	-	-	1	-	1
	Company Sports	1	-	-	-	-	-	-	-	1	-	1
	Football	-	-	1	-	-	-	-	-	1	-	1
	Ice Hockey	-	-	-	-	-	-	-	-	-	1	1
	Mixed Martial Arts	-	1	-	-	-	-	-	-	1	-	1
	Muaythai	-	-	1	-	-	-	-	-	1	-	1
	Powerlifting	1	-	-	1	-	-	-	-	2	-	2
	Tug of War	-	-	-	1	-	-	-	-	1	-	1
	Wheelchair Rugby	1	-	-	-	-	-	-	-	1	-	1
<b>35</b>	<b>SWITZERLAND</b>	<b>4</b>	-	<b>2</b>	-	-	-	-	-	<b>6</b>	<b>3</b>	<b>9</b>
	American Football	-	-	1	-	-	-	-	-	1	-	1
	Cycling	-	-	1	-	-	-	-	-	1	-	1
	Football	2	-	-	-	-	-	-	-	2	-	2
	IPC Powerlifting (R)	2	-	-	-	-	-	-	-	2	-	2
	Mountaineering and Climbing	-	-	-	-	-	-	-	-	-	1	1
	Roller Sports	-	-	-	-	-	-	-	-	-	1	1
	Tennis	-	-	-	-	-	-	-	-	-	1	1
<b>91</b>	<b>TAJIKISTAN</b>	<b>1</b>	-	-	-	-	-	-	-	<b>1</b>	-	<b>1</b>
	Athletics	1	-	-	-	-	-	-	-	1	-	1
<b>75</b>	<b>TANZANIA - UNITED REPUBLIC OF</b>	-	-	<b>2</b>	-	-	-	-	-	<b>2</b>	-	<b>2</b>
	Athletics	-	-	2	-	-	-	-	-	2	-	2
<b>57</b>	<b>THAILAND</b>	-	-	<b>4</b>	-	-	-	-	-	<b>4</b>	-	<b>4</b>
	Muaythai	-	-	2	-	-	-	-	-	2	-	2
	Pencak Silat	-	-	1	-	-	-	-	-	1	-	1
	Taekwondo	-	-	1	-	-	-	-	-	1	-	1
<b>75</b>	<b>TRINIDAD AND TOBAGO</b>	<b>1</b>	-	<b>1</b>	-	-	-	-	-	<b>2</b>	-	<b>2</b>
	Volleyball	1	-	1	-	-	-	-	-	2	-	2
<b>91</b>	<b>TUNISIA</b>	<b>1</b>	-	-	-	-	-	-	-	<b>1</b>	-	<b>1</b>
	Rugby Union	1	-	-	-	-	-	-	-	1	-	1

**Table 10-Total ADRVs from Athletes by Nationality and Sport (continued)**

Ranking by Total ADRVs	Athlete Nationality - Sport	Urine				Blood				Total	Total	Total
		Out-of-Competition		In-Competition		Out-of-Competition		In-Competition		Analytical	Non-Analytical	ADRVs
		M	F	M	F	M	F	M	F	ADRVs**	ADRVs	ADRVs
<b>13</b>	<b>TURKEY</b>	<b>3</b>	<b>1</b>	<b>22</b>	<b>8</b>	-	-	-	-	<b>34</b>	<b>2</b>	<b>36</b>
	Arm Wrestling	-	-	-	1	-	-	-	-	1	-	1
	Athletics	-	-	-	2	-	-	-	-	2	2	4
	Basketball	-	-	3	1	-	-	-	-	4	-	4
	Bodybuilding	-	-	10	2	-	-	-	-	12	-	12
	Boxing	2	-	1	-	-	-	-	-	3	-	3
	Ice Hockey	-	-	2	-	-	-	-	-	2	-	2
	IPC Powerlifting (R)	-	-	1	-	-	-	-	-	1	-	1
	Para-Taekwondo	-	-	-	1	-	-	-	-	1	-	1
	Taekwondo	-	-	-	1	-	-	-	-	1	-	1
	Weightlifting	1	1	1	-	-	-	-	-	3	-	3
	Wrestling	-	-	4	-	-	-	-	-	4	-	4
<b>91</b>	<b>UGANDA</b>	<b>1</b>	-	-	-	-	-	-	-	<b>1</b>	-	<b>1</b>
	Bodybuilding	1	-	-	-	-	-	-	-	1	-	1
<b>25</b>	<b>UKRAINE</b>	<b>1</b>	<b>2</b>	<b>10</b>	<b>4</b>	-	<b>1</b>	-	-	<b>18</b>	<b>1</b>	<b>19</b>
	Arm Wrestling	-	-	1	-	-	-	-	-	1	-	1
	Athletics	-	1	1	-	-	1	-	-	3	1	4
	Biathlon	-	-	-	1	-	-	-	-	1	-	1
	Bodybuilding	-	-	1	-	-	-	-	-	1	-	1
	Dragon Boat	-	-	1	-	-	-	-	-	1	-	1
	Football	-	-	1	-	-	-	-	-	1	-	1
	Powerlifting	-	-	2	1	-	-	-	-	3	-	3
	Rowing	1	-	-	-	-	-	-	-	1	-	1
	Sambo	-	-	-	1	-	-	-	-	1	-	1
	Underwater Sports	-	-	1	-	-	-	-	-	1	-	1
	Weightlifting	-	1	-	1	-	-	-	-	2	-	2
	Wrestling	-	-	2	-	-	-	-	-	2	-	2
<b>75</b>	<b>UNITED ARAB EMIRATES</b>	-	-	<b>2</b>	-	-	-	-	-	<b>2</b>	-	<b>2</b>
	Cycling	-	-	1	-	-	-	-	-	1	-	1
	Football	-	-	1	-	-	-	-	-	1	-	1
<b>18</b>	<b>UNITED KINGDOM</b>	<b>7</b>	-	<b>9</b>	<b>2</b>	-	-	-	-	<b>18</b>	<b>9</b>	<b>27</b>
	Boxing	-	-	-	-	-	-	-	-	-	1	1
	Cycling	-	-	3	-	-	-	-	-	3	2	5
	Football	-	-	3	-	-	-	-	-	3	-	3
	Powerlifting	-	-	1	-	-	-	-	-	1	-	1
	Rowing	-	-	-	1	-	-	-	-	1	-	1
	Rugby League	4	-	-	-	-	-	-	-	4	2	6
	Rugby Union	2	-	-	-	-	-	-	-	2	4	6
	Weightlifting	-	-	1	1	-	-	-	-	2	-	2
	Wrestling	1	-	-	-	-	-	-	-	1	-	1
	WDFPF Powerlifting	-	-	1	-	-	-	-	-	1	-	1
<b>3</b>	<b>UNITED STATES</b>	<b>15</b>	<b>4</b>	<b>28</b>	<b>15</b>	-	-	-	-	<b>62</b>	<b>14</b>	<b>76</b>
	Athletics	-	3	2	2	-	-	-	-	7	4	11
	Badminton	-	-	-	1	-	-	-	-	1	-	1
	Basketball	-	-	3	-	-	-	-	-	3	-	3
	Cycling	-	-	3	2	-	-	-	-	5	2	7
	Equestrian	-	-	-	1	-	-	-	-	1	-	1
	Handball	-	-	1	-	-	-	-	-	1	-	1
	Jiu-Jitsu	-	-	2	-	-	-	-	-	2	-	2
	Judo	-	-	-	-	-	-	-	-	-	1	1
	Karate	-	-	-	-	-	-	-	-	-	1	1
	Mixed Martial Arts	9	-	3	-	-	-	-	-	12	-	12
	Para-Athletics	1	-	-	-	-	-	-	-	1	-	1
	Para-Bobsleigh	-	-	1	-	-	-	-	-	1	-	1
	Para-Cycling	-	-	1	-	-	-	-	-	1	-	1
	Powerlifting	-	1	1	1	-	-	-	-	3	-	3
	Roller Sports	1	-	-	-	-	-	-	-	1	-	1
	Sambo	-	-	2	-	-	-	-	-	2	-	2
	Sitting Volleyball	1	-	-	-	-	-	-	-	1	-	1
	Skating	1	-	-	-	-	-	-	-	1	-	1
	Taekwondo	-	-	1	-	-	-	-	-	1	-	1
	Triathlon	-	-	1	3	-	-	-	-	4	-	4
	Ultimate Fighting	-	-	-	-	-	-	-	-	-	2	2
	Weightlifting	2	-	5	5	-	-	-	-	12	2	14
	Wheelchair Basketball	-	-	-	-	-	-	-	-	-	1	1
	Wheelchair Curling	-	-	1	-	-	-	-	-	1	-	1
	Wrestling	-	-	1	-	-	-	-	-	1	1	2

**Table 10-Total ADRVs from Athletes by Nationality and Sport (continued)**

Ranking by Total ADRVs	Athlete Nationality - Sport	Urine				Blood			Total Analytical ADRVs**	Total Non-Analytical ADRVs	Total ADRVs
		Out-of-Competition		In-Competition		Out-of-Competition		In-Competition			
		M	F	M	F	M	F	M			
<b>39</b>	<b>URUGUAY</b>	<b>8</b>	-	-	-	-	-	-	<b>8</b>	-	<b>8</b>
	Cycling	7	-	-	-	-	-	-	7	-	7
	Rugby Union	1	-	-	-	-	-	-	1	-	1
<b>57</b>	<b>UZBEKISTAN</b>	-	-	<b>4</b>	-	-	-	-	<b>4</b>	-	<b>4</b>
	Boxing	-	-	1	-	-	-	-	1	-	1
	Cycling	-	-	1	-	-	-	-	1	-	1
	Football	-	-	1	-	-	-	-	1	-	1
	Sambo	-	-	1	-	-	-	-	1	-	1
<b>39</b>	<b>VENEZUELA</b>	<b>2</b>	<b>3</b>	<b>1</b>	<b>1</b>	-	-	<b>1</b>	<b>8</b>	-	<b>8</b>
	Bodybuilding	1	3	-	-	-	-	-	4	-	4
	Cycling	-	-	-	-	-	-	1	1	-	1
	Powerlifting	-	-	1	-	-	-	-	1	-	1
	Weightlifting	-	-	-	1	-	-	-	1	-	1
	Wrestling	1	-	-	-	-	-	-	1	-	1
<b>91</b>	<b>VIET NAM</b>	-	-	-	<b>1</b>	-	-	-	<b>1</b>	-	<b>1</b>
	Athletics	-	-	-	1	-	-	-	1	-	1
<b>91</b>	<b>VIRGIN ISLANDS - U.S.</b>	-	-	-	<b>1</b>	-	-	-	<b>1</b>	-	<b>1</b>
	Golf-University	-	-	-	1	-	-	-	1	-	1
<b>91</b>	<b>YEMEN</b>	-	-	<b>1</b>	-	-	-	-	<b>1</b>	-	<b>1</b>
	Weightlifting	-	-	1	-	-	-	-	1	-	1
<b>Grand Total</b>		<b>224</b>	<b>66</b>	<b>803</b>	<b>212</b>	<b>4</b>	<b>2</b>	<b>15</b>	<b>1326</b>	<b>248</b>	<b>1574</b>

\* As indicated in the decisions received by WADA.

\*\* Based on each AAF which may not be the same as the number of decisions rendered. A decision may refer to multiple AAFs from the same athlete.