

2019 ANTI-DOPING TESTING FIGURES

Please click on the sub-report title to access it directly.

To print, please insert the pages indicated below.

[Executive Summary – pp. 2-8](#) (7 pages)

[Laboratory Report – pp. 9-37](#) (29 pages)

[Sport Report – pp. 38-174](#) (137 pages)

[Testing Authority Report – pp. 175-313](#) (139 pages)

[ABP Report-Blood Analysis – pp. 314-355](#) (42 pages)

EXECUTIVE SUMMARY

This Executive Summary is intended to assist stakeholders in navigating the data outlined within the 2019 Testing Figures Report (2019 Report) and to highlight overall trends.

The 2019 Report summarizes the results of all the samples WADA-accredited Laboratories analyzed and reported into WADA's Anti-Doping Administration and Management System (ADAMS) in 2019. This is the fifth set of global testing under the version of the World Anti-Doping Code (Code) that came into effect in January 2015. The 2019 Report – which includes this Executive Summary and sub-reports by Laboratory, Sport, Testing Authority (TA) and Athlete Biological Passport (ABP) Blood Analysis – includes in- and out-of-competition urine samples; blood and ABP blood data; and, the resulting Adverse Analytical Findings (AAFs) and Atypical Findings (ATFs).

The 2019 Testing Figures Report only focuses on the Anti-Doping data that is reported into ADAMS and will no longer include data not reported into ADAMS but provided by certain Laboratories in aggregate.

REPORT HIGHLIGHTS

- A **5.5% increase in the number of samples** (both urine and non-ABP blood samples) analyzed and reported into ADAMS: 263,519 in 2018 to 278,047 in 2019.
- A **decrease in the total percentage of AAFs**: 1.05% in 2018 (2,774 AAFs from 263,519 samples) to 0.97% in 2019 (2,702 AAFs from 278,047 samples).
- About **60% of WADA-accredited Laboratories saw an increase** in the total number of samples analyzed and reported into ADAMS.
- A similar **total number and percentage of non-ABP blood samples** analyzed: 9.3% in 2018 (24,495 of 263,519) and 9.1% in 2019 (25,339 of 278,047).
- An **increase of 16% in the number of ABP blood samples** analyzed: 31,265 in 2018 to 36,401 in 2019.
- An **increase in AAFs reported for Erythropoiesis Stimulating Agents (ESAs), Growth Hormone (GH) and Growth Hormone Releasing Factors (GHRFs)**.

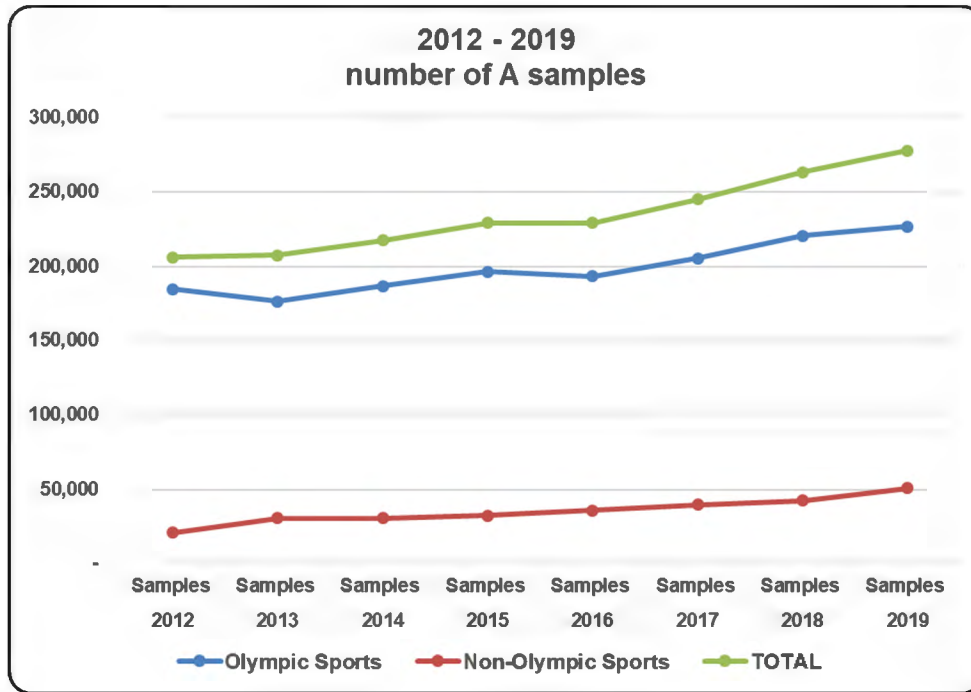
ADAMS USE GROWS

WADA's ADAMS System continues to be a critical data-gathering tool for the anti-doping community.

In addition, the figures of urine and blood samples (not including ABP samples) were compiled according to the 'Sample Collection Date' (and not the WADA-accredited Laboratory's 'Sample Reception Date'). This is a result of the efforts made by the WADA-accredited Laboratories to incorporate the collection date into their ADAMS reporting. The data was compiled using sample collection dates between 1 January and 31 December 2019.

OVERALL FINDINGS

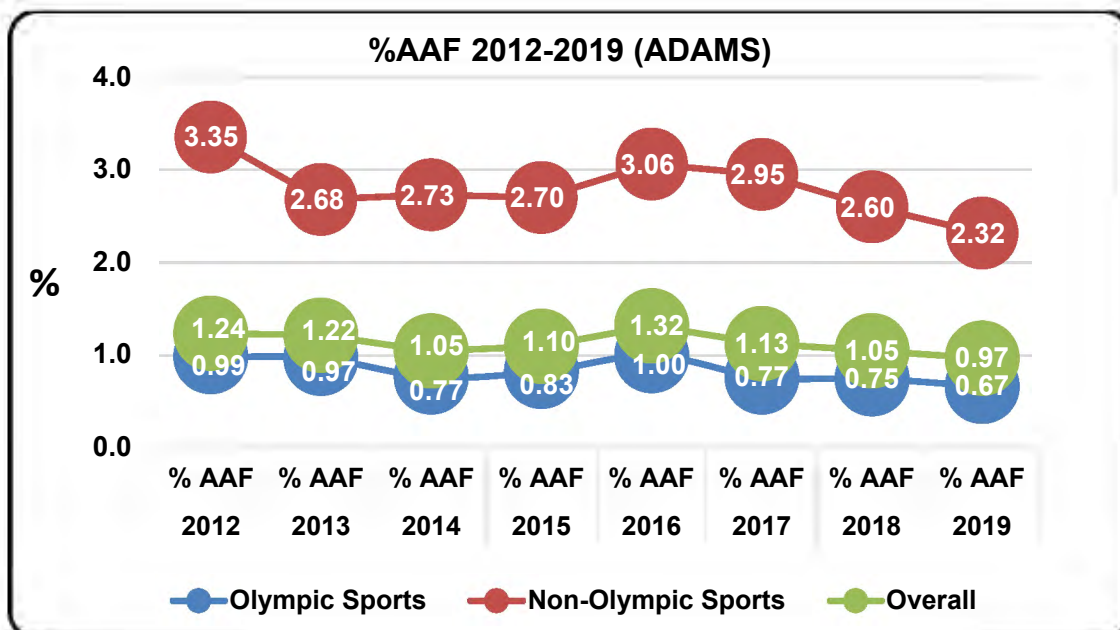
The 2019 data shows an increase of 5.5% in the number of overall samples analyzed from 263,519 in 2018 to 278,047 in 2019.



There was a slight decrease in the percentage of total findings (AAFs and ATFs - combined) from 1.13% in 2018 to 1.11% in 2019.

In addition, the data shows a slight decrease in the percentage of AAFs – more commonly known as positive test – from 1.05% in 2018 to 0.97% in 2019.

In 2019, the proportion of ATFs reported (394 ATFs in 278,047 samples) increased relative to 2018 (212 ATFs in 263,519 samples).



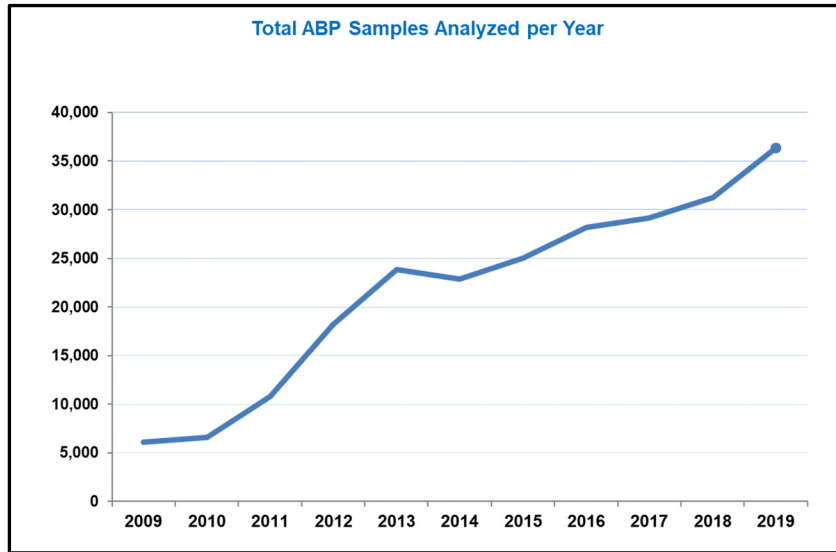
The results also show an increase in the number of (non-ABP) blood samples analyzed from 24,495 in 2018 to 25,339 in 2019.

INCREASED IMPLEMENTATION OF ABP

Blood ABP

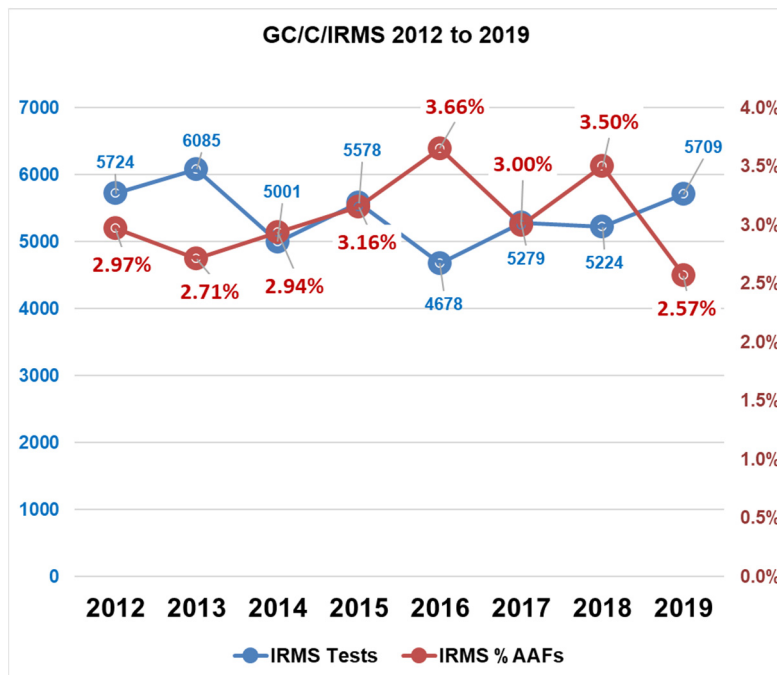
The number of International Federations (IFs) that included ABP blood testing was 25 in 2019 (compared to 26 in 2018) while the number of National Anti-Doping Organizations (NADOs) increased from 59 in 2018 to 68 in 2019.

The total number of ABP samples grew by 16% over 2018 (31,265 in 2018 to 36,401 in 2019).



Steroidal ABP

The gas chromatography combustion isotope ratio mass spectrometry (GC/C/IRMS) analytical method is an important test connected to the steroidal module of the ABP. IRMS can be triggered by the ABP or requested by the TA based on other information. The number of AAFs from the application of this method has decreased compared to 2018 (184 in 2018 and 146 in 2019) while the number of tests has increased in 2019 by 1% (5,231 tests in 2016 to 5,661 in 2019). Based on the relative percentage of AAFs in comparison to other methods, it is considered that the application of the GC/C/IRMS test continues, at 2.58% AAF, to be the analytical method with the highest proportion of AAFs.



INCREASED COMPLIANCE WITH THE TDSSA

The 2019 Report marks the fifth year that Anti-Doping Organizations (ADOs) were required to incorporate the Technical Document for Sport Specific Analysis (TDSSA) into their testing programs.

The TDSSA is intended to ensure that three groups of prohibited substances (Erythropoietin Stimulating Agents (ESAs), Growth Hormone (GH) and GH Releasing Factors (GHRFs)), which are deemed to be at risk of abuse in certain sports/disciplines, are subject to an appropriate and consistent Minimum Level of Analysis by all ADOs.

The findings of the 2019 Report highlight that there was an increase of ADOs testing for these three groups of prohibited substances when compared to 2014 (the year prior to TDSSA implementation), 2015, 2016, 2017 and 2018 including:

- An increase in the recording of TDSSA compliant sports/disciplines in ADAMS.
- An overall increase in ESAs testing (8.3% increase in urine and 21.5% decrease in blood between 2018 and 2019) and AAFs reported, including an increase in the percentage of ESA AAFs (0.13% in 2018 to 0.15% in 2019 in urine tests and 0.33% to 0.37% in blood tests).
- Overall a similar number in GH testing between 2018 and 2019 (increase in the number of Isoforms tests but decrease in Biomarkers tests) and an increase in the number of GH AAFs reported (6 AAFs in 2019 from 2 cases in 2018).
- An increase in GHRFs testing (a notable increase in testing since 2014) continued with a 9.8% increase between 2018 and 2019 and includes an increase in the number of GHRF AAFs reported.

Erythropoiesis Stimulating Agents (ESAs)

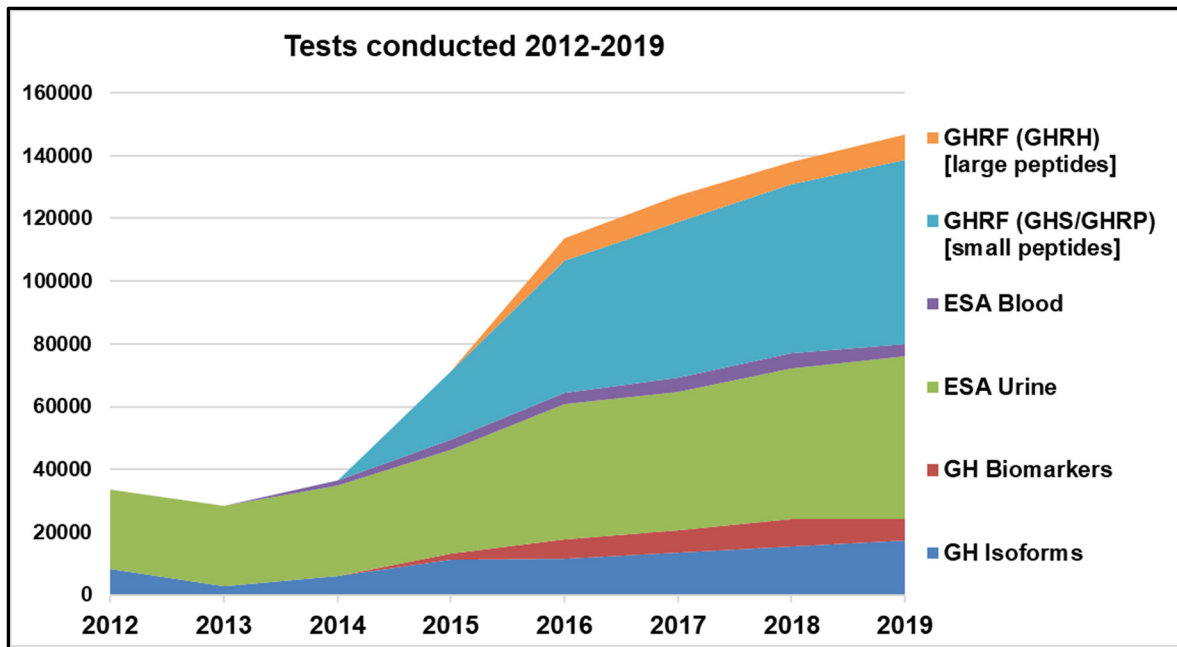
	ESAs Urine Tests	ESAs Blood Tests	AAFs Urine	AAFs Blood	AAFs Total	# of Sports	# of TAs
2019	51,929	3,757	78	14	92	120	243
2018	47,955	4792	61	16	77	118	229
2017	44,322	4531	56	29	85	116	220
2016	43,246	3464	44	22	66	108	212
2015	32,999	3219	45	1	46	94	183

Growth Hormone (GH)

	GH Isoforms Tests	GH Biomarkers Tests	AAFs Total	# of Sports	# of TAs
2019	17,393	6,790	6	103	156
2018	15,487	8755	2	99	137
2017	13,474	7008	0	90	124
2016	11,555	5983	6	68	111
2015	11,082	2182	4	74	103

Growth Hormone Releasing Factors (GHRFs)

	GHRFs Urine Tests	AAFs Total	# of Sports	# of TAs
2019	66,990	26	126	234
2018	60,964	21	124	231
2017	57,869	19	119	218
2016	42,730	15	111	207
2015	21,654	14	88	145



The Sport segment of the 2019 Report includes more samples in ADAMS that are assigned to specified sport disciplines than in 2018, which suggests that TAs continue to incorporate the TDSSA-defined sport disciplines into their sample collection procedures and documentation and thereby enhances the ability to analyze such figures accurately.

The 2019 Report does not detail statistics on Anti-Doping Rule Violations (ADRVs). These results are included in a separate ADRV Report, which details analytical and non-analytical cases and the outcomes of results management. The 2019 ADRV Report will be published in 2021.

The figures include all analyses conducted in 2019 by the WADA-accredited Laboratories and by the WADA-approved Laboratories (approved by WADA to conduct blood analysis exclusively for the purposes of the ABP blood module).

In reading the 2019 Report, it is important to note that:

- One single result does not necessarily correspond to one athlete. Results may correspond to multiple findings regarding the same athlete or measurements performed on the same athlete, such as in the case of longitudinal studies of testosterone.
- The number of AAFs in the Report may not correspond with the number of ADRVs reported by ADOs. This is because all results are subject to a results management process conducted by ADOs, which includes matching results with Therapeutic Use Exemptions (TUEs) and/or longitudinal studies, which can result in no sanction.
- To help with the interpretation of the 2019 Report, a comprehensive Question and Answer document is available on WADA's website.

Table 1: Total Samples Analyzed (All Sports) *

A Samples Analyzed

Sport	Analyzed	AAFs¹	(%)	ATFs²	(%)	Total Findings³	(%)
Olympic Sports ⁴	227,032	1,519	0.67%	281	0.12%	1,800	0.79%
Non-Olympic Sports ⁵	51,015	1,183	2.32%	110	0.22%	1,293	2.53%
TOTAL	278,047	2,702	0.97%	391	0.14%	3,093	1.11%

¹ The Adverse Analytical Findings (AAFs) in this report are not to be confused with adjudicated or sanctioned Anti-Doping Rule Violations (ADRVs). "Adverse Analytical Finding" is defined in the World Anti-Doping Code as "A report from a WADA-accredited Laboratory or other WADA-approved Laboratory that, consistent with the International Standard for Laboratories and related Technical Documents, identifies in a Sample the presence of a Prohibited Substance or its Metabolites or Markers (including elevated quantities of endogenous substances) or evidence of the use of a Prohibited Method." These figures may not be identical to sanctioned cases (number of ADRVs), as the figures given in this report may contain findings that underwent the Therapeutic Use Exemption (TUE) approval process for example.

² The Atypical Findings (ATFs) in this report are not to be confused with adjudicated or sanctioned Anti-Doping Rule Violations (ADRVs). "Atypical Finding" is defined in the World Anti-Doping Code as "A report from a WADA-accredited Laboratory or other WADA-approved Laboratory which requires further investigation as provided by the International Standard for Laboratories or related Technical Documents prior to the determination of an Adverse Analytical Finding." ATFs may correspond to multiple measurements performed on the same Athlete, such as in cases of longitudinal studies on testosterone.

³ Includes AAFs and ATFs.

⁴ Olympic sports in this table include sports reported into ADAMS and classified under ASOIF and AIOWF.

⁵ Non-Olympic sports in this table includes sports reported into ADAMS and classified as ARISF, AIMS, IPC, Sports for Athletes with an Impairment, other Sports from Code Signatories and Other Sports.

* These figures do not include blood samples taken for the ABP. Blood samples taken for the ABP can be found in the 2019 Anti-Doping Testing Figures - Athlete Biological Passport (ABP) Report - Blood Analysis.

Table 2: Comparison of Years 2013 to 2019 - Olympic and Non-Olympic Figures reported in ADAMS

	2014 A Samples Analyzed	2015 A Samples Analyzed	2016 A Samples Analyzed	2017 A Samples Analyzed	2018 A Samples Analyzed	2019 A Samples Analyzed	2019 vs 2018 % change
Olympic Sports*	186,723	196,581	193,345	205,405	220,659	227,032	2.9%
Non-Olympic Sports**	31,039	32,831	36,169	39,827	42,860	51,015	19.0%
TOTAL	217,762	229,412	229,514	245,232	263,519	278,047	5.5%
	2014 AAFs ¹	2015 AAFs ¹	2016 AAFs ¹	2017 AAFs ¹	2018 AAFs ¹	2019 AAFs ¹	2019 vs 2018 % change
Olympic Sports*	1,440	1,634	1,927	1,575	1,659	1,519	-8.4%
Non-Olympic Sports**	847	888	1,105	1,174	1,115	1,183	6.1%
TOTAL	2,287	2,522	3,032	2,749	2,774	2,702	-2.6%
	2014 % AAFs ¹	2015 % AAFs ¹	2016 % AAFs ¹	2017 % AAFs ¹	2018 % AAFs ¹	2019 % AAFs ¹	2019 vs 2018 % change
Olympic Sports*	0.77	0.83	1.00	0.77	0.75	0.67	-3.3%
Non-Olympic Sports**	2.73	2.70	3.06	2.95	2.60	2.32	-7.5%
Overall	1.05	1.10	1.32	1.12	1.05	0.97	-8.1%
	2014 % Total Findings ²	2015 % Total Findings ²	2016 % Total Findings ²	2017 % Total Findings ²	2018 % Total Findings ²	2019 % Total Findings ²	2019 vs 2018 % change
Olympic Sports*	0.99	1.64	1.26	0.82	0.82	0.79	-3.3%
Non-Olympic Sports**	3.00	3.68	3.29	3.02	2.74	2.53	-7.5%
Overall	1.28	1.93	1.58	1.18	1.13	1.11	-1.8%

Table 3: Summary - Total Samples Analyzed (ADAMS)

	Samples	ATF	AAF
ADAMS Urine Total	252,708	379	2,680
ADAMS Blood Total	25,339	12	22
ABP Total ¹	36,401	-	-
	314,448	391	2,702

¹ ABP total in Table 3 also includes ABP samples analyzed by WADA-approved Laboratories in Moscow (Russia), Cairo (Egypt) and Auckland (New Zealand) - please refer to the ABP Report.



2019 Anti-Doping Testing Figures by Laboratory

Table of Contents

Total Samples Analyzed

- Table 1 : Summary - Samples Analyzed per Laboratory (as reported in ADAMS)
Table 2 : Total IC and OOC Samples Analyzed per Laboratory (as reported in ADAMS)

Tests Conducted

- Table 3 : GC/C/IRMS Tests Conducted per Laboratory for Markers of the Steroid Profile (Urine)
Table 4 : GC/C/IRMS Tests Conducted per Laboratory for 19-norandrosterone (Urine)
Table 5 : GC/C/IRMS Tests Conducted per Laboratory for Boldenone and/or metabolite(s)
Table 6 : ESA Tests Conducted per Laboratory (Urine)
Table 7 : ESA Tests Conducted per Laboratory (Blood)
Table 8 : GHRF(GHS/GHRP) Tests Conducted per Laboratory (Urine)
Table 9 : GHRF(GHRH) Tests Conducted per Laboratory (Urine)
Table 10 : GnRH Tests Conducted per Laboratory (Urine)
Table 11 : Insulin Tests Conducted per Laboratory (Urine and Blood)
Table 12 : IGF-I Analogs Tests Conducted per Laboratory (Urine and Blood)
Table 13 : hGH Isoforms Tests Conducted per Laboratory (Blood)
Table 14 : hGH Biomarkers Tests Conducted per Laboratory (Blood)
Table 15 : HBOC Tests Conducted per Laboratory (Blood)
Table 16 : HBT (Transfusion) Tests Conducted per Laboratory (Blood)

Substances Identified

- Table 17 : Summary - Substances Identified as AAFs in Each Drug Class in ADAMS (All Sports)
Table 18 : Summary - Substances Identified as ATFs in Each Drug Class in ADAMS (All Sports)
Table 19 : Substances Identified as AAFs in Each Drug Class in ADAMS (All Sports)
Table 20 : Substances Identified as ATFs in Each Drug Class in ADAMS (All Sports)
Table 21 : Total Laboratory AAFs per Drug Class as Reported in ADAMS (All Sports)

Terms and Abbreviations

IC	In-Competition
OOC	Out-of-Competition
Sample	Any biological material collected for the purposes of Doping Control*
AAF	Adverse Analytical Finding
ATF	Atypical Finding
GC/C/IRMS	Gas Chromatograph/Carbon/Isotope Ratio Mass Spectrometry (e.g."IRMS")
ESA	Erythropoiesis Stimulating Agent**
hGH Isoforms	Human Growth Hormone Isoform Differential Immunoassay
hGH Biomarkers	Human Growth Hormone Biomarkers
GHRF (GHS/GHRP)	Growth Hormone Releasing Factors (Growth Hormone Secretagogues/GH-Releasing Peptides)
GHRF (GHRH)	Growth Hormone Releasing Factors (Growth Hormone Releasing Hormone)
GnRH	Gonadotrophin Releasing Hormones
HBT	Homologous Blood Transfusion
HBOC	Haemoglobin Based Oxygen Carrier
IGF-I	Insulin-like Growth Factor-I (and its analogues)
ABP	Athlete Biological Passport
IOC	International Olympic Committee
ASOIF	Association of Summer Olympic International Federations
AIOWF	Association of International Olympic Winter Sports Federations
ARISF	Association of IOC Recognized International Sports Federations
AIMS	Alliance of Independent Recognized Members of Sport
NADO	National Anti-Doping Organization
RADO	Regional Anti-Doping Organization
NOC	National Olympic Committee
MEO	Major Event Organization
IF	International Federation
NF	National Federation
IPC	International Paralympic Committee***
ADAMS	Anti-Doping Administration and Management System
TA	Testing Authority
SCA	Sample Collection Authority
-	a "dash" represents "0" (no data) in tables compiling the number of Samples, ATFs or AAFs
(R)	A discipline which is discontinued in ADAMS based on request of the governing IF, being an event under an existing discipline or being no longer necessary for administrative purposes

* Biological material limited to urine and blood in this report

** Including recombinant erythropoietins (i.e. epoetins) and their analogues (e.g. darbepoetin, pegserpoetin, peginesatide, CERA, EPO-Fc)

*** Limited to sport/disciplines under the governance of the IPC (others are compiled under the category "Sports for Athletes with an Impairment").

Table 1: Summary - Samples Analyzed per Laboratory (as reported in ADAMS)

Laboratory	Urine			Blood			Total % AAF	ABP Samples ¹	Total Samples
	Samples	ATF	AAF	Samples	ATF	AAF			
Ankara, Turkey	3330	4	41	39	-	-	1.22%	348	3,717
Athens, Greece ²	1660	-	14	25	-	-	-	-	1,685
Bangkok, Thailand ²	1528	4	10	3	-	-	-	-	1,531
Barcelona, Spain	4904	4	65	282	-	-	1.25%	826	6,012
Beijing, China	16869	25	62	1254	1	2	0.35%	1450	19,573
Bloemfontein, South Africa	3058	17	85	136	-	-	2.66%	305	3,499
Bucharest, Romania	1967	5	13	443	-	-	0.54%	118	2,528
Cologne, Germany	26652	18	211	4523	1	1	0.68%	5912	37,087
New Delhi, India	4026	3	195	202	-	-	4.61%	77	4,305
Doha, Qatar	6241	1	101	264	-	1	1.57%	914	7,419
Dresden, Germany	15611	20	150	2275	1	-	0.84%	1343	19,229
Ghent, Belgium	12004	6	151	539	-	1	1.21%	1158	13,701
Havana, Cuba ²	5363	64	42	92	-	-	-	-	5,455
Helsinki, Finland	-	-	-	-	-	-	-	63	63
Lausanne, Switzerland	10722	10	91	896	-	-	0.78%	3469	15,087
London, UK	10837	7	50	1483	-	-	0.41%	1210	13,530
Los Angeles, USA ²	5139	9	112	76	-	-	-	-	5,215
Madrid, Spain	6631	7	79	604	-	2	1.12%	1512	8,747
Montreal, Canada	14073	64	176	1178	-	2	1.17%	1068	16,319
Oslo, Norway	4470	-	63	458	1	-	1.28%	1047	5,975
Paris, France	10520	27	110	977	-	2	0.97%	1575	13,072
Rio de Janeiro, Brazil	9361	9	88	569	-	-	0.89%	357	10,287
Rome, Italy	10426	4	131	1003	-	2	1.16%	719	12,148
Seibersdorf, Austria	18196	8	141	2210	3	2	0.70%	1685	22,091
Seoul, Korea	5691	6	63	712	1	1	1.00%	221	6,624
Stockholm, Sweden	9669	3	62	856	-	-	0.59%	1282	11,807
Sydney, Australia	6877	3	59	990	-	-	0.75%	1038	8,905
Mexico City, Mexico	1680	16	29	-	-	-	1.73%	21	1,701
Tokyo, Japan	7525	3	23	583	-	-	0.28%	545	8,653
Salt Lake City, USA	11196	14	146	1664	4	6	1.18%	3749	16,609
Warsaw, Poland	6482	18	117	1003	-	-	1.56%	484	7,969
Totals	252,708	379	2,680	25,339	12	22		32,496	310,543

¹ ABP total does not include the ABP samples analyzed by the WADA-approved laboratories in Egypt, Kenya, New Zealand or Russia (please refer to ABP Report)

² Not accredited to conduct blood analyses in support of the haematological module of the Athlete Biological Passport (ABP) in 2018.

Table 2: Total IC and OOC Samples Analyzed per Laboratory (as reported in ADAMS)

Laboratory	Urine						Blood ¹						Total Samples
	IC			OOO			IC			OOO			
	Samples	ATF	AAF	Samples	ATF	AAF	Samples	ATF	AAF	Samples	ATF	AAF	
Ankara, Turkey	2168	4	39	1162	-	2	18	-	-	21	-	-	3,369
Athens, Greece	1439	-	13	221	-	1	6	-	-	19	-	-	1,685
Bangkok, Thailand	921	1	10	607	3	-	-	-	-	3	-	-	1,531
Barcelona, Spain	3184	3	54	1720	1	11	71	-	-	211	-	-	5,186
Beijing, China	7953	14	40	8916	11	22	379	1	-	875	-	2	18,123
Bloemfontein, South Africa	1667	13	63	1391	4	22	38	-	-	98	-	-	3,194
Bucharest, Romania	797	2	8	1170	3	5	51	-	-	392	-	-	2,410
Cologne, Germany	11172	8	167	15480	10	44	962	-	-	3561	1	1	31,175
New Delhi, India	2248	2	127	1778	1	68	116	-	-	86	-	-	4,228
Doha, Qatar	3711	-	73	2530	1	28	105	-	-	159	-	1	6,505
Dresden, Germany	9030	13	124	6581	7	26	671	-	-	1604	1	-	17,886
Ghent, Belgium	7556	5	120	4448	1	31	238	-	-	301	-	1	12,543
Havana, Cuba	2802	22	32	2561	42	10	22	-	-	70	-	-	5,455
Lausanne, Switzerland	5022	7	60	5700	3	31	132	-	-	764	-	-	11,618
London, UK	3616	1	34	7221	6	16	45	-	-	1438	-	-	12,320
Los Angeles, USA	2206	3	61	2933	6	51	64	-	-	12	-	-	5,215
Madrid, Spain	4829	6	71	1802	1	8	351	-	1	253	-	1	7,235
Montreal, Canada	8032	47	133	6041	17	43	396	-	1	782	-	1	15,251
Oslo, Norway	2421	-	51	2049	-	12	58	-	-	400	1	-	4,928
Paris, France	6126	20	102	4394	7	8	555	-	1	422	-	1	11,497
Rio de Janeiro, Brazil	8321	4	67	1040	5	21	148	-	-	421	-	-	9,930
Rome, Italy	7542	4	125	2884	-	6	202	-	1	801	-	1	11,429
Seibersdorf, Austria	9246	3	112	8950	5	29	684	1	-	1526	2	2	20,406
Seoul, Korea	3530	2	51	2161	4	12	366	-	-	346	1	1	6,403
Stockholm, Sweden	4403	1	45	5266	2	17	171	-	-	685	-	-	10,525
Sydney, Australia	3389	3	42	3488	-	17	195	-	-	795	-	-	7,867
Mexico City, Mexico	880	8	17	800	8	12	-	-	-	-	-	-	1,680
Tokyo, Japan	5352	2	20	2173	1	3	182	-	-	401	-	-	8,108
Salt Lake City, USA	4271	8	79	6925	6	67	256	1	3	1408	3	3	12,860
Warsaw, Poland	3844	11	88	2638	7	29	221	-	-	782	-	-	7,485
Totals	137,678	217	2,028	115,030	162	652	6,703	3	7	18,636	9	15	278,047

Table 3: GC/C/IRMS Tests Conducted per Laboratory for Markers of the Steroid Profile (Urine)

GC/C/IRMS

Laboratory	IC		OOC		Total Samples	Total AAFs	% AAF
	Samples	AAF	Samples	AAF			
Ankara, Turkey	59	1	14	-	73	1	1.4%
Athens, Greece	-	-	-	-	-	-	n/a
Bangkok, Thailand	11	-	6	-	17	-	0%
Barcelona, Spain	121	1	62	1	183	2	1.1%
Beijing, China	64	3	68	-	132	3	2.3%
Bloemfontein, South Africa	35	1	26	-	61	1	1.6%
Bucharest, Romania	27	1	39	-	66	1	1.5%
Cologne, Germany	268	17	288	4	556	21	3.8%
New Delhi, India	1	-	1	-	2	-	0%
Doha, Qatar	192	1	80	3	272	4	1.5%
Dresden, Germany	116	10	102	3	218	13	6.0%
Ghent, Belgium	170	6	111	6	281	12	4.3%
Havana, Cuba	-	-	-	-	-	-	n/a
Lausanne, Switzerland	82	-	116	2	198	2	1.0%
London, UK	38	1	73	1	111	2	1.8%
Los Angeles, USA	127	1	330	3	457	4	0.9%
Madrid, Spain	136	5	25	-	161	5	3.1%
Montreal, Canada	273	6	159	-	432	6	1.4%
Oslo, Norway	37	2	37	-	74	2	2.7%
Paris, France	182	13	107	1	289	14	4.8%
Rio de Janeiro, Brazil	134	7	73	2	207	9	4.3%
Rome, Italy	301	10	134	-	435	10	2.3%
Seibersdorf, Austria	247	8	198	-	445	8	1.8%
Seoul, Korea	38	-	27	-	65	-	0%
Stockholm, Sweden	56	1	64	2	120	3	2.5%
Sydney, Australia	69	3	70	1	139	4	2.9%
Mexico City, Mexico	7	-	2	-	9	-	0%
Tokyo, Japan	47	2	17	-	64	2	3.1%
Salt Lake City, USA	105	5	402	3	507	8	1.6%
Warsaw, Poland	57	8	78	2	135	10	7.4%
Totals	3000	113	2709	34	5709	147	2.57%

Table 4: ALL GC/C/IRMS Tests Conducted per Laboratory for 19-norandrosterone (Urine)

GC/C/IRMS

Laboratory	IC		OOC		Total Samples	Total AAFs	% AAF
	Samples	AAF	Samples	AAF			
Ankara, Turkey	-	-	-	-	-	-	n/a
Athens, Greece	-	-	-	-	-	-	n/a
Bangkok, Thailand	-	-	-	-	-	-	n/a
Barcelona, Spain	-	-	-	-	-	-	n/a
Beijing, China	2	1	-	-	2	1	50%
Bloemfontein, South Africa	-	-	-	-	-	-	n/a
Bucharest, Romania	-	-	-	-	-	-	n/a
Cologne, Germany	8	5	4	-	12	5	42%
New Delhi, India	1	-	-	-	1	-	0%
Doha, Qatar	1	-	1	-	2	-	0%
Dresden, Germany	-	-	-	-	-	-	n/a
Ghent, Belgium	9	4	4	4	13	8	62%
Havana, Cuba	-	-	-	-	-	-	n/a
Lausanne, Switzerland	6	-	-	-	6	-	0%
London, UK	-	-	-	-	-	-	n/a
Los Angeles, USA	-	-	-	-	-	-	n/a
Madrid, Spain	-	-	-	-	-	-	n/a
Montreal, Canada	12	1	4	1	16	2	13%
Oslo, Norway	-	-	-	-	-	-	n/a
Paris, France	4	1	2	1	6	2	33%
Rio de Janeiro, Brazil	9	2	1	1	10	3	30%
Rome, Italy	7	2	2	-	9	2	22%
Seibersdorf, Austria	-	-	-	-	-	-	n/a
Seoul, Korea	1	1	-	-	1	1	100%
Stockholm, Sweden	-	-	-	-	-	-	n/a
Sydney, Australia	-	-	-	-	-	-	n/a
Mexico City, Mexico	-	-	-	-	-	-	n/a
Tokyo, Japan	1	1	-	-	1	1	100%
Salt Lake City, USA	1	-	-	-	1	-	0%
Warsaw, Poland	-	-	-	-	-	-	n/a
Totals	62	18	18	7	80	25	31.3%

Table 5: GC/C/IRMS Tests Conducted per Laboratory for Boldenone, Formestane and Others (Urine)

GC/C/IRMS Boldenone and/or metabolite(s)

Laboratory	IC		OOC		Total Samples	Total AAFs	% AAF
	Samples	AAF	Samples	AAF			
Ankara, Turkey	-	-	-	-	-	-	n/a
Athens, Greece	-	-	-	-	-	-	n/a
Bangkok, Thailand	-	-	-	-	-	-	n/a
Barcelona, Spain	-	-	-	-	-	-	n/a
Beijing, China	6	-	1	-	7	-	0%
Bloemfontein, South Africa	-	-	-	-	-	-	n/a
Bucharest, Romania	-	-	-	-	-	-	n/a
Cologne, Germany	10	4	2	-	12	4	33%
New Delhi, India	-	-	-	-	-	-	n/a
Doha, Qatar	1	1	-	-	1	1	100%
Dresden, Germany	-	-	-	-	-	-	n/a
Ghent, Belgium	7	1	3	-	10	1	10%
Havana, Cuba	-	-	-	-	-	-	n/a
Lausanne, Switzerland	4	1	2	1	6	2	33%
London, UK	-	-	-	-	-	-	n/a
Los Angeles, USA	-	-	-	-	-	-	n/a
Madrid, Spain	-	-	-	-	-	-	n/a
Montreal, Canada	11	5	7	3	18	8	44%
Oslo, Norway	-	-	-	-	-	-	n/a
Paris, France	17	2	6	-	23	2	9%
Rio de Janeiro, Brazil	1	1	4	4	5	5	100%
Rome, Italy	5	3	10	3	15	6	40%
Seibersdorf, Austria	-	-	-	-	-	-	n/a
Seoul, Korea	1	1	-	-	1	1	100%
Stockholm, Sweden	-	-	-	-	-	-	n/a
Sydney, Australia	-	-	-	-	-	-	n/a
Mexico City, Mexico	-	-	-	-	-	-	n/a
Tokyo, Japan	-	-	-	-	-	-	n/a
Salt Lake City, USA	-	-	1	1	1	1	100%
Warsaw, Poland	-	-	-	-	-	-	n/a
Totals	63	19	36	12	99	31	31.3%

Table 5: GC/C/IRMS Tests Conducted per Laboratory for Boldenone, Formestane and Others (Urine)

GC/C/IRMS Formestane

Laboratory	IC		OOC		Total Samples	Total AAFs	% AAF
	Samples	AAF	Samples	AAF			
Cologne, Germany	-	-	1	-	1	-	0%
Lausanne, Switzerland	2	-	-	-	2	-	0%
Montreal, Canada	1	-	-	-	1	-	0%
Paris, France	1	-	2	-	3	-	0%
Rio de Janeiro, Brazil	2	-	1	-	3	-	0%
Rome, Italy	-	-	2	-	2	-	0%
Totals	6	0	6	0	12	0	-

GC/C/IRMS Prednisone/Prednisolone

Laboratory	IC		OOC		Total Samples	Total AAFs	% AAF
	Samples	AAF	Samples	AAF			
Montreal, Canada	2	2	-	-	2	2	100%
Rome, Italy	2	1	-	-	2	1	50%
Totals	4	3	0	0	4	3	75%

Table 6: ESA Tests Conducted per Laboratory (Urine)

ESAs (including recombinant EPOs and analogues)

Urine

Laboratory	IC		OOC		Total		% AAF
	Samples	AAF	Samples	AAF	Samples	AAFs	
Ankara, Turkey	98	1	79	-	177	1	0.6%
Athens, Greece	325	-	76	-	401	-	0%
Bangkok, Thailand	108	-	91	-	199	-	0%
Barcelona, Spain	595	4	467	-	1062	4	0.4%
Beijing, China	1386	2	1366	3	2752	5	0.2%
Bloemfontein, South Africa	295	-	272	-	567	-	0%
Bucharest, Romania	100	-	472	-	572	-	0%
Cologne, Germany	1748	1	6192	2	7940	3	0.04%
New Delhi, India	355	1	280	-	635	1	0.2%
Doha, Qatar	931	2	758	1	1689	3	0.2%
Dresden, Germany	1877	-	1816	1	3693	1	0.03%
Ghent, Belgium	1549	4	1106	-	2655	4	0.2%
Havana, Cuba	153	1	286	-	439	1	0.2%
Lausanne, Switzerland	800	2	1865	-	2665	2	0.1%
London, UK	396	-	1682	-	2078	-	0%
Los Angeles, USA	210	1	550	-	760	1	0.1%
Madrid, Spain	1113	4	400	1	1513	5	0.3%
Montreal, Canada	910	2	1872	-	2782	2	0.1%
Oslo, Norway	232	1	484	1	716	2	0.3%
Paris, France	1626	5	1064	1	2690	6	0.2%
Rio de Janeiro, Brazil	1222	3	205	2	1427	5	0.4%
Rome, Italy	1201	6	749	3	1950	9	0.5%
Seibersdorf, Austria	1901	8	2106	5	4007	13	0.3%
Seoul, Korea	598	-	388	-	986	-	0%
Stockholm, Sweden	591	1	966	-	1557	1	0.1%
Sydney, Australia	390	-	607	-	997	-	0%
Mexico City, Mexico	36	-	7	-	43	-	0%
Tokyo, Japan	845	-	530	-	1375	-	0%
Salt Lake City, USA	731	3	1625	5	2356	8	0.3%
Warsaw, Poland	680	-	566	1	1246	1	0.1%
Totals	23002	52	28927	26	51929	78	0.15%

Table 7: ESA Tests Conducted per Laboratory (Blood)

ESAs (including recombinant EPOs and analogues)

Blood

Laboratory	IC		OOC		Total		% AAF
	Samples	AAF	Samples	AAF	Samples	AAFs	
Ankara, Turkey	3	-	6	-	9	-	0%
Athens, Greece	-	-	-	-	-	-	n/a
Bangkok, Thailand	-	-	-	-	-	-	n/a
Barcelona, Spain	38	-	35	-	73	-	0%
Beijing, China	98	-	318	2	416	2	0.5%
Bloemfontein, South Africa	10	-	14	-	24	-	0%
Bucharest, Romania	-	-	39	-	39	-	0%
Cologne, Germany	68	-	480	-	548	-	0%
New Delhi, India	28	-	2	-	30	-	0%
Doha, Qatar	8	-	7	-	15	-	0%
Dresden, Germany	52	-	50	-	102	-	0%
Ghent, Belgium	31	-	84	-	115	-	0%
Havana, Cuba	-	-	-	-	-	-	n/a
Lausanne, Switzerland	83	-	119	-	202	-	0%
London, UK	15	-	29	-	44	-	0%
Los Angeles, USA	-	-	-	-	-	-	n/a
Madrid, Spain	184	1	63	1	247	2	0.8%
Montreal, Canada	75	-	138	-	213	-	0%
Oslo, Norway	5	-	28	-	33	-	0%
Paris, France	219	1	82	1	301	2	0.7%
Rio de Janeiro, Brazil	98	-	197	-	295	-	0%
Rome, Italy	28	1	29	1	57	2	3.5%
Seibersdorf, Austria	30	-	157	-	187	-	0%
Seoul, Korea	93	-	5	-	98	-	0%
Stockholm, Sweden	32	-	58	-	90	-	0%
Sydney, Australia	106	-	19	-	125	-	0%
Mexico City, Mexico	-	-	-	-	-	-	n/a
Tokyo, Japan	30	-	96	-	126	-	0%
Salt Lake City, USA	98	3	263	3	361	6	1.7%
Warsaw, Poland	1	-	6	-	7	-	0%
Totals	1433	6	2324	8	3757	14	0.37%

Table 8: GHRF (GHS/GHRP) Tests Conducted per Laboratory (Urine)

GHRF (GHS/GHRP)

Laboratory	IC		OOC		Total Samples	Total AAFs	% AAF
	Samples	AAF	Samples	AAF			
Ankara, Turkey	38	-	58	-	96	-	0%
Athens, Greece	257	-	74	-	331	-	0%
Bangkok, Thailand	124	-	112	-	236	-	0%
Barcelona, Spain	286	-	353	-	639	-	0%
Beijing, China	806	-	1456	-	2262	-	0%
Bloemfontein, South Africa	106	-	153	-	259	-	0%
Bucharest, Romania	82	-	469	-	551	-	0%
Cologne, Germany	1562	-	4019	-	5581	-	0%
New Delhi, India	268	3	305	1	573	4	0.7%
Doha, Qatar	393	-	507	2	900	2	0.2%
Dresden, Germany	1413	4	1471	-	2884	4	0.1%
Ghent, Belgium	672	-	664	-	1336	-	0%
Havana, Cuba	183	-	375	-	558	-	0%
Lausanne, Switzerland	523	-	1446	1	1969	1	0.05%
London, UK	187	-	1571	-	1758	-	0%
Los Angeles, USA	1402	-	2826	2	4228	2	0.05%
Madrid, Spain	543	-	235	-	778	-	0%
Montreal, Canada	8031	6	6030	2	14061	8	0.06%
Oslo, Norway	116	-	350	-	466	-	0%
Paris, France	1127	1	1525	-	2652	1	0.04%
Rio de Janeiro, Brazil	1093	-	601	-	1694	-	0%
Rome, Italy	526	-	452	-	978	-	0%
Seibersdorf, Austria	830	2	1191	-	2021	2	0.1%
Seoul, Korea	496	-	411	-	907	-	0%
Stockholm, Sweden	376	-	777	-	1153	-	0%
Sydney, Australia	440	-	668	-	1108	-	0%
Mexico City, Mexico	58	-	97	-	155	-	0%
Tokyo, Japan	655	-	507	-	1162	-	0%
Salt Lake City, USA	2250	-	4461	1	6711	1	0.01%
Warsaw, Poland	271	1	569	-	840	1	0.1%
Totals	25114	17	33733	9	58847	26	0.04%

Table 9: GHRF (GHRH) Tests Conducted per Laboratory (Urine)

GHRF (GHRH)

Laboratory	IC		OOC		Total Samples	Total AAFs	% AAF
	Samples	AAF	Samples	AAF			
Ankara, Turkey	-	-	-	-	-	-	n/a
Athens, Greece	-	-	-	-	-	-	n/a
Bangkok, Thailand	-	-	-	-	-	-	n/a
Barcelona, Spain	-	-	-	-	-	-	n/a
Beijing, China	-	-	-	-	-	-	n/a
Bloemfontein, South Africa	-	-	-	-	-	-	n/a
Cologne, Germany	259	-	1011	-	1270	-	0%
New Delhi, India	-	-	-	-	-	-	n/a
Doha, Qatar	-	-	-	-	-	-	n/a
Dresden, Germany	-	-	-	-	-	-	n/a
Ghent, Belgium	-	-	-	-	-	-	n/a
Havana, Cuba	-	-	-	-	-	-	n/a
Helsinki, Finland	-	-	-	-	-	-	n/a
Lausanne, Switzerland	-	-	-	-	-	-	n/a
London, UK	-	-	-	-	-	-	n/a
Los Angeles, USA	-	-	-	-	-	-	n/a
Madrid, Spain	-	-	-	-	-	-	n/a
Montreal, Canada	-	-	-	-	-	-	n/a
Oslo, Norway	-	-	-	-	-	-	n/a
Paris, France	-	-	-	-	-	-	n/a
Rio de Janeiro, Brazil	7	-	-	-	7	-	0%
Rome, Italy	-	-	-	-	-	-	n/a
Seibersdorf, Austria	-	-	13	-	13	-	0%
Seoul, Korea	134	-	-	-	134	-	0%
Stockholm, Sweden	-	-	3	-	3	-	0%
Sydney, Australia	-	-	-	-	-	-	n/a
Mexico City, Mexico	5	-	-	-	5	-	0%
Tokyo, Japan	-	-	-	-	-	-	n/a
Salt Lake City, USA	2250	-	4461	-	6711	-	0%
Warsaw, Poland	-	-	-	-	-	-	n/a
Totals	2655	0	5488	0	8143	0	0%

Table 10: GnRH Tests Conducted per Laboratory (Urine)

GnRH

Laboratory	IC		OOC		Total Samples	Total AAFs	% AAF
	Samples	AAF	Samples	AAF			
Ankara, Turkey	3	-	-	-	3	-	0%
Athens, Greece	-	-	-	-	-	-	n/a
Bangkok, Thailand	-	-	22	-	22	-	0%
Barcelona, Spain	2	-	1	-	3	-	0%
Beijing, China	808	-	1457	-	2265	-	0%
Bloemfontein, South Africa	106	-	153	-	259	-	0%
Bucharest, Romania	82	-	469	-	551	-	0%
Cologne, Germany	1636	-	4363	-	5999	-	0%
New Delhi, India	4	-	25	-	29	-	0%
Doha, Qatar	14	-	27	-	41	-	0%
Dresden, Germany	1413	-	1471	-	2884	-	0%
Ghent, Belgium	49	-	37	-	86	-	0%
Havana, Cuba	-	-	-	-	-	-	n/a
Lausanne, Switzerland	523	-	1446	-	1969	-	0%
London, UK	187	-	1571	-	1758	-	0%
Los Angeles, USA	-	-	-	-	-	-	n/a
Madrid, Spain	543	-	235	-	778	-	0%
Montreal, Canada	8031	-	6030	-	14061	-	0%
Oslo, Norway	81	-	213	-	294	-	0%
Paris, France	1127	-	1525	-	2652	-	0%
Rio de Janeiro, Brazil	1086	-	599	-	1685	-	0%
Rome, Italy	2	-	-	-	2	-	0%
Seibersdorf, Austria	6	-	3	-	9	-	0%
Seoul, Korea	-	-	-	-	-	-	n/a
Stockholm, Sweden	376	-	778	-	1154	-	0%
Sydney, Australia	440	-	668	-	1108	-	0%
Mexico City, Mexico	2	-	4	-	6	-	0%
Tokyo, Japan	2	-	5	-	7	-	0%
Salt Lake City, USA	2250	-	4461	-	6711	-	0%
Warsaw, Poland	2	-	11	-	13	-	0%
Totals	18775	0	25574	0	44349	0	0%

Table 11: Insulin Tests Conducted per Laboratory (Urine and Blood)

Insulin (Urine)

Laboratory	IC		OOC		Total Samples	Total AAFs	% AAF
	Samples	AAF	Samples	AAF			
Ankara, Turkey	-	-	-	-	-	-	n/a
Athens, Greece	-	-	-	-	-	-	n/a
Bangkok, Thailand	-	-	-	-	-	-	n/a
Barcelona, Spain	-	-	-	-	-	-	n/a
Beijing, China	-	-	-	-	-	-	n/a
Bloemfontein, South Africa	-	-	-	-	-	-	n/a
Bucharest, Romania	-	-	-	-	-	-	n/a
Cologne, Germany	235	1	827	2	1062	3	0.3%
New Delhi, India	-	-	-	-	-	-	n/a
Doha, Qatar	-	-	-	-	-	-	n/a
Dresden, Germany	181	-	134	-	315	-	0%
Ghent, Belgium	-	-	-	-	-	-	n/a
Havana, Cuba	-	-	-	-	-	-	n/a
Lausanne, Switzerland	-	-	-	-	-	-	n/a
London, UK	-	-	-	-	-	-	n/a
Los Angeles, USA	-	-	-	-	-	-	n/a
Madrid, Spain	-	-	-	-	-	-	n/a
Montreal, Canada	-	-	-	-	-	-	n/a
Oslo, Norway	-	-	-	-	-	-	n/a
Paris, France	-	-	-	-	-	-	n/a
Rio de Janeiro, Brazil	1	-	-	-	1	-	0%
Rome, Italy	18	-	-	-	18	-	0%
Seibersdorf, Austria	-	-	6	-	6	-	0%
Seoul, Korea	-	-	-	-	-	-	n/a
Stockholm, Sweden	-	-	-	-	-	-	n/a
Sydney, Australia	-	-	-	-	-	-	n/a
Mexico City, Mexico	-	-	-	-	-	-	n/a
Tokyo, Japan	-	-	-	-	-	-	n/a
Salt Lake City, USA	-	-	-	-	-	-	n/a
Warsaw, Poland	-	-	-	-	-	-	n/a
Totals	435	1	967	2	1402	3	0.21%

Insulin (Blood)

Laboratory	IC		OOC		Total Samples	Total AAFs	% AAF
	Samples	AAF	Samples	AAF			
Cologne, Germany	-	-	20	-	20	-	0%
London, UK	1	-	20	-	21	-	0%
Totals	1	0	40	0	41	0	0%

Table 12: IGF-I Analogs Tests Conducted per Laboratory (Urine and Blood)

IGF-I (Urine)

Laboratory	IC		OOC		Total Samples	Total AAFs	% AAF
	Samples	AAF	Samples	AAF			
Ankara, Turkey	-	-	-	-	-	-	n/a
Athens, Greece	-	-	-	-	-	-	n/a
Bangkok, Thailand	-	-	-	-	-	-	n/a
Barcelona, Spain	-	-	-	-	-	-	n/a
Beijing, China	-	-	-	-	-	-	n/a
Bloemfontein, South Africa	-	-	-	-	-	-	n/a
Bucharest, Romania	-	-	-	-	-	-	n/a
Cologne, Germany	234	-	835	-	1069	-	0%
New Delhi, India	-	-	-	-	-	-	n/a
Doha, Qatar	-	-	-	-	-	-	n/a
Dresden, Germany	-	-	-	-	-	-	n/a
Ghent, Belgium	-	-	-	-	-	-	n/a
Havana, Cuba	-	-	-	-	-	-	n/a
Lausanne, Switzerland	-	-	-	-	-	-	n/a
London, UK	-	-	-	-	-	-	n/a
Los Angeles, USA	-	-	-	-	-	-	n/a
Madrid, Spain	-	-	-	-	-	-	n/a
Montreal, Canada	-	-	-	-	-	-	n/a
Oslo, Norway	-	-	-	-	-	-	n/a
Paris, France	-	-	-	-	-	-	n/a
Rio de Janeiro, Brazil	1	-	-	-	1	-	0%
Rome, Italy	-	-	-	-	-	-	n/a
Seibersdorf, Austria	-	-	-	-	-	-	n/a
Seoul, Korea	-	-	-	-	-	-	n/a
Stockholm, Sweden	-	-	-	-	-	-	n/a
Sydney, Australia	-	-	-	-	-	-	n/a
Mexico City, Mexico	-	-	-	-	-	-	n/a
Tokyo, Japan	-	-	-	-	-	-	n/a
Salt Lake City, USA	-	-	-	-	-	-	n/a
Warsaw, Poland	-	-	-	-	-	-	n/a
Totals	235	0	835	0	1070	0	0%

IGF-I (Blood)

Laboratory	IC		OOC		Total Samples	Total AAFs	% AAF
	Samples	AAF	Samples	AAF			
Cologne, Germany	-	-	19	-	19	-	0%
Montreal, Canada	42	-	186	-	228	-	0%
Totals	42	0	205	0	247	0	0%

Table 13: hGH Isoforms Tests Conducted per Laboratory (Blood)

hGH Isoforms

Laboratory	IC			OOC			Total Samples	Total AAFs	% AAF
	Samples	ATF	AAF	Samples	ATF	AAF			
Ankara, Turkey	15	-	-	13	-	-	28	-	0%
Athens, Greece	6	-	-	19	-	-	25	-	0%
Bangkok, Thailand	-	-	-	3	-	-	3	-	0%
Barcelona, Spain	29	-	-	160	-	-	189	-	0%
Beijing, China	181	-	-	502	-	-	683	-	0%
Bloemfontein, South Africa	27	-	-	84	-	-	111	-	0%
Bucharest, Romania	51	-	-	370	-	-	421	-	0%
Cologne, Germany	874	-	-	3227	1	1	4101	1	0.02%
New Delhi, India	116	-	-	82	-	-	198	-	0%
Doha, Qatar	101	-	-	150	1	-	251	-	0%
Dresden, Germany	573	-	-	957	1	-	1530	-	0%
Ghent, Belgium	186	-	-	253	-	1	439	1	0.2%
Havana, Cuba	22	-	-	70	-	-	92	-	0%
Lausanne, Switzerland	33	-	-	410	-	-	443	-	0%
London, UK	12	-	-	96	-	-	108	-	0%
Los Angeles, USA	49	-	-	11	-	-	60	-	0%
Madrid, Spain	161	-	-	196	-	-	357	-	0%
Montreal, Canada	302	-	-	653	-	-	955	-	0%
Oslo, Norway	34	-	-	119	1	-	153	-	0%
Paris, France	348	-	-	213	-	-	561	-	0%
Rio de Janeiro, Brazil	102	-	-	397	-	-	499	-	0%
Rome, Italy	136	-	-	533	-	-	669	-	0%
Seibersdorf, Austria	602	1	-	1043	1	2	1645	2	0.1%
Seoul, Korea	261	-	-	315	1	1	576	1	0.2%
Stockholm, Sweden	147	-	-	541	-	-	688	-	0%
Sydney, Australia	82	-	-	475	-	-	557	-	0%
Mexico City, Mexico	-	-	-	-	-	-	-	-	n/a
Tokyo, Japan	132	-	-	268	-	-	400	-	0%
Salt Lake City, USA	155	-	1	1085	-	-	1240	1	0.1%
Warsaw, Poland	41	-	-	370	-	-	411	-	0%
Totals	4778	1	1	12615	6	5	17393	6	0.03%

Table 14: hGH Biomarkers Tests Conducted per Laboratory (Blood)

hGH Biomarkers

Laboratory	IC			OOC			Total Samples	Total AAFs	% AAF
	Samples	ATF	AAF	Samples	ATF	AAF			
Ankara, Turkey	1	-	-	5	-	-	6	-	0%
Athens, Greece	-	-	-	-	-	-	-	-	n/a
Bangkok, Thailand	-	-	-	-	-	-	-	-	n/a
Barcelona, Spain	22	-	-	36	-	-	58	-	0%
Beijing, China	102	-	-	67	-	-	169	-	0%
Bloemfontein, South Africa	-	-	-	-	-	-	-	-	n/a
Bucharest, Romania	-	-	-	-	-	-	-	-	n/a
Cologne, Germany	-	-	-	-	-	-	-	-	n/a
New Delhi, India	-	-	-	-	-	-	-	-	n/a
Doha, Qatar	-	-	-	-	-	-	-	-	n/a
Dresden, Germany	102	-	-	776	-	-	878	-	0%
Ghent, Belgium	21	-	-	21	-	-	42	-	0%
Havana, Cuba	-	-	-	-	-	-	-	-	n/a
Lausanne, Switzerland	28	-	-	314	-	-	342	-	0%
London, UK	27	-	-	1353	-	-	1380	-	0%
Los Angeles, USA	15	-	-	1	-	-	16	-	0%
Madrid, Spain	41	-	-	8	-	-	49	-	0%
Montreal, Canada	110	-	-	359	-	-	469	-	0%
Oslo, Norway	25	-	-	275	-	-	300	-	0%
Paris, France	36	-	-	173	-	-	209	-	0%
Rio de Janeiro, Brazil	34	-	-	27	-	-	61	-	0%
Rome, Italy	166	-	-	677	-	-	843	-	0%
Seibersdorf, Austria	94	-	-	370	-	-	464	-	0%
Seoul, Korea	2	-	-	39	-	-	41	-	0%
Stockholm, Sweden	23	-	-	131	-	-	154	-	0%
Sydney, Australia	21	-	-	315	-	-	336	-	0%
Mexico City, Mexico	-	-	-	-	-	-	-	-	n/a
Tokyo, Japan	20	-	-	38	-	-	58	-	0%
Salt Lake City, USA	39	-	-	187	-	-	226	-	0%
Warsaw, Poland	184	-	-	505	-	-	689	-	0%
Totals	1113	0	0	5677	0	0	6790	0	0%

Table 15: HBOC Tests Conducted per Laboratory (Blood)*

HBOCs

Laboratory	IC		OOC		Total Samples	Total AAFs	% AAF
	Samples	AAF	Samples	AAF			
Ankara, Turkey	-	-	-	-	-	-	n/a
Athens, Greece	-	-	-	-	-	-	n/a
Bangkok, Thailand	-	-	-	-	-	-	n/a
Barcelona, Spain	-	-	-	-	-	-	n/a
Beijing, China	-	-	-	-	-	-	n/a
Bloemfontein, South Africa	-	-	-	-	-	-	n/a
Bucharest, Romania	-	-	-	-	-	-	n/a
Cologne, Germany	-	-	1	-	1	-	0%
New Delhi, India	2	-	3	-	5	-	0%
Doha, Qatar	-	-	2	-	2	-	0%
Dresden, Germany	-	-	1	-	1	-	0%
Ghent, Belgium	-	-	1	-	1	-	0%
Havana, Cuba	-	-	-	-	-	-	n/a
Lausanne, Switzerland	-	-	-	-	-	-	n/a
London, UK	-	-	-	-	-	-	n/a
Los Angeles, USA	-	-	-	-	-	-	n/a
Madrid, Spain	-	-	-	-	-	-	n/a
Montreal, Canada	-	-	-	-	-	-	n/a
Oslo, Norway	-	-	-	-	-	-	n/a
Paris, France	-	-	-	-	-	-	n/a
Rio de Janeiro, Brazil	16	-	-	-	16	-	0%
Rome, Italy	-	-	2	-	2	-	0%
Seibersdorf, Austria	4	-	1	-	5	-	0%
Seoul, Korea	-	-	-	-	-	-	n/a
Stockholm, Sweden	-	-	-	-	-	-	n/a
Sydney, Australia	195	-	794	-	989	-	0%
Mexico City, Mexico	-	-	-	-	-	-	n/a
Tokyo, Japan	-	-	46	-	46	-	0%
Salt Lake City, USA	-	-	-	-	-	-	n/a
Warsaw, Poland	221	-	765	-	986	-	0%
Totals	438	0	1616	0	2054	0	0%

* The table contains only cases where HBOCs analyses was explicitly required and entered in ADAMS

Table 16: HBT (Transfusion) Tests Conducted per Laboratory (Blood)

HBT (Transfusion)

Laboratory	IC		OOC		Total Samples	Total AAFs	% AAF
	Samples	AAF	Samples	AAF			
Ankara, Turkey	-	-	-	-	-	-	n/a
Athens, Greece	-	-	-	-	-	-	n/a
Bangkok, Thailand	-	-	-	-	-	-	n/a
Barcelona, Spain	-	-	-	-	-	-	n/a
Beijing, China	-	-	-	-	-	-	n/a
Bloemfontein, South Africa	-	-	-	-	-	-	n/a
Bucharest, Romania	-	-	-	-	-	-	n/a
Cologne, Germany	62	-	23	-	85	-	0%
New Delhi, India	-	-	-	-	-	-	n/a
Doha, Qatar	-	-	-	-	-	-	n/a
Dresden, Germany	-	-	-	-	-	-	n/a
Ghent, Belgium	-	-	-	-	-	-	n/a
Havana, Cuba	-	-	-	-	-	-	n/a
Lausanne, Switzerland	-	-	-	-	-	-	n/a
London, UK	-	-	-	-	-	-	n/a
Los Angeles, USA	-	-	-	-	-	-	n/a
Madrid, Spain	-	-	-	-	-	-	n/a
Montreal, Canada	9	1	1	1	10	2	20%
Oslo, Norway	-	-	-	-	-	-	n/a
Paris, France	-	-	-	-	-	-	n/a
Rio de Janeiro, Brazil	16	-	-	-	16	-	0%
Rome, Italy	3	-	17	-	20	-	0%
Seibersdorf, Austria	-	-	-	-	-	-	n/a
Seoul, Korea	20	-	-	-	20	-	0%
Stockholm, Sweden	-	-	-	-	-	-	n/a
Sydney, Australia	-	-	-	-	-	-	n/a
Mexico City, Mexico	-	-	-	-	-	-	n/a
Tokyo, Japan	-	-	-	-	-	-	n/a
Salt Lake City, USA	-	-	-	-	-	-	n/a
Warsaw, Poland	-	-	12	-	12	-	n/a
Totals	110	1	53	1	163	2	1.2%

Table 17: Summary - Substances Identified as AAFs in Each Drug Class in ADAMS (All Sports)

Substance Group	Occurrences	% of all ADAMS reported findings
S1 Anabolic Agents	1825	44%
S6 Stimulants	611	15%
S5 Diuretics and Other Masking Agents	677	16%
S4 Hormone and Metabolic Modulators	362	9%
S9 Glucocorticosteroids	230	6%
S3 Beta-2 Agonists	153	4%
S8 Cannabinoids	130	3%
S2 Peptide Hormones, Growth Factors and Related Substances	138	3%
S7 Narcotics	30	1%
P1 Beta-Blockers	20	0.5%
M1 Enhancement of Oxygen Transfer	2	0.05%
M2 Chemical and Physical Manipulation	2	0.05%
TOTAL*	4180	

Table 18: Summary - Substances Identified as ATFs in Each Drug Class in ADAMS (All Sports)

Substance Group	Occurrences	% of all ADAMS reported findings
S1 Anabolic Agents	322	82%
S2 Peptide Hormones, Growth Factors and Related Substances	56	14%
0 Other	7	1.8%
M2 Chemical and Physical Manipulation	5	1%
S9 Glucocorticosteroids	1	0.3%
S4 Hormone and Metabolic Modulators	0	0%
S5 Diuretics and Masking Agents	0	0%
M1 Manipulation of Blood and Blood Components	0	0%
TOTAL*	391	

* The Adverse Analytical Findings (AAFs) and Atypical Findings (ATFs) in this report are not to be confused with adjudicated or sanctioned Anti-Doping Rule Violations (ADRVs), as the figures given in this report may contain findings that underwent the Therapeutic Use Exemption (TUE) approval process or multiple findings on the same Athlete.

Table 19: Substances Identified as AAFs* in Each Drug Class in ADAMS (All Sports)

S1.1 Anabolic Agents	Occurrences	% within drug class
stanozolol	267	18%
drostanolone	163	11%
19-norandrosterone (26 cases consistent with an exogenous origin) the GC/C/IRMS result is consistent with an exogenous origin	162	11%
boldenone (29 cases consistent with an exogenous origin)	147	10%
metandienone	120	8%
metandienone	113	8%
oxandrolone	92	6%
dehydrochloromethyl-testosterone	90	6%
metenolone	80	5%
trenbolone	69	5%
mesterolone	38	3%
methasterone	31	2%
clostebol	28	2%
methyltestosterone	14	1.0%
oxymetholone	12	0.8%
fluoxymesterone	8	0.5%
mestanolone	6	0.4%
1-androstenedione	6	0.4%
testosterone	4	0.3%
boldione (androsta-1,4-diene-3,17-dione)	4	0.3%
prasterone (the GC/C/IRMS result is consistent with an exogenous origin)	2	0.1%
1-testosterone	2	0.1%
desoxymethyltestosterone	2	0.1%
4-hydroxytestosterone	1	0.1%
1-androsterone (3 α -hydroxy-5 α -androst-1-ene-17-one)	1	0.1%
1-epiandrosterone (3 β -hydroxy-5 α -androst-1-ene-17-one)	1	0.1%
methylstenbolone	1	0.1%
mepitiostane	1	0.1%
gestrinone	1	0.1%
oxymesterone	1	0.1%
norethandrolone	1	0.1%
methyl-1-testosterone	1	0.1%
TOTAL*	1469	

* The *Adverse Analytical Findings* (AAFs) in these tables are not to be confused with adjudicated or sanctioned Anti-Doping Rule Violations (ADRVs), as the figures given in this report may contain findings that underwent the Therapeutic Use Exemption (TUE) approval process or multiple findings on the same *Athlete*.

Table 19: Substances Identified as AAFs* in Each Drug Class in ADAMS (All Sports)

S1.2 Other Anabolic Agents	Occurrences	% within drug class
clenbuterol	199	56%
enobosarm (ostarine)	74	21%
LGD-4033 (ligandrol)	62	17%
tibolone	12	3%
RAD140	4	1%
zilpaterol	2	1%
zeranol	1	0.3%
SARM S-23	1	0.3%
andarine	1	0.3%
TOTAL*	356	

S.2 Peptide Hormones, Growth Factors and Related Substances	Occurrences	% within drug class
erythropoietin (EPO)	83	60%
human Chorionic Gonadotrophin (hCG)	14	10%
ibutamoren	13	9%
GHRP-6	10	7%
darbepoetin (dEPO)	7	5%
growth hormone (hGH)	6	4%
ipamorelin	3	2%
methoxy polyethylene glycol-epoetin beta (CERA)	2	1%
TOTAL*	138	

S.3 Beta-2 Agonists	Occurrences	% within drug class
terbutaline	79	52%
higenamine	46	30%
salbutamol	11	7%
vilanterol	9	6%
fenoterol	4	3%
tulobuterol	2	1%
bambuterol	1	1%
indacaterol	1	1%
TOTAL*	153	

* The *Adverse Analytical Findings* (AAFs) in these tables are not to be confused with adjudicated or sanctioned Anti-Doping Rule Violations (ADRVs), as the figures given in this report may contain findings that underwent the Therapeutic Use Exemption (TUE) approval process or multiple findings on the same *Athlete*.

Table 19: Substances Identified as AAFs* in Each Drug Class in ADAMS (All Sports)

S.4 Hormone and Metabolic Modulators	Occurrences	% within drug class
tamoxifen	80	22%
meldonium	79	22%
clomifene	73	20%
anastrozole	38	10%
GW1516	32	9%
letrozole	30	8%
androsta-3,5-diene-7,17-dione (arimistane)	6	2%
androstatrienedione	6	2%
exemestane	6	2%
trimetazidine	5	1%
insulin (aspart)	3	1%
SR9009	2	0.6%
bazedoxifene	1	0.3%
raloxifene	1	0.3%
TOTAL*	362	

S.5 Diuretics and Other Masking Agents	Occurrences	% within drug class
furosemide	199	29%
hydrochlorothiazide	141	21%
canrenone	69	10%
dorzolamide	50	7%
chlorothiazide	48	7%
probenecid	27	4%
triamterene	25	4%
spironolactone	18	3%
torasemide	16	2%
indapamide	15	2%
amiloride	14	2%
acetazolamide	13	2%
4-amino-6-chloro-1,3-benzenedisulfonamide (ACB)	11	2%
chlortalidone	9	1%
brinzolamide	7	1%
bumetanide	7	1%
althiazide	4	0.6%
methazolamide	2	0.3%
bemethizide	1	0.1%
hydroxyethyl starch	1	0.1%
TOTAL*	677	

* The *Adverse Analytical Findings* (AAFs) in these tables are not to be confused with adjudicated or sanctioned Anti-Doping Rule Violations (ADRVs), as the figures given in this report may contain findings that underwent the Therapeutic Use Exemption (TUE) approval process or multiple findings on the same *Athlete*.

Table 19: Substances Identified as AAFs* in Each Drug Class in ADAMS (All Sports)

S.6 Stimulants	Occurrences	% within drug class
methylphenidate	133	22%
amfetamine	93	15%
cocaine	77	13%
4-methylhexan-2-amine (methylhexaneamine)	35	6%
5-methylhexan-2-amine (1,4-dimethylpentylamine)	33	5%
mephentermine	30	5%
heptaminol	26	4%
ephedrine	22	4%
octodrine (1,5-dimethylhexylamine)	18	3%
oxilofrine (methysynephrine)	16	3%
sibutramine	13	2%
phentermine	12	2%
modafinil	10	2%
d-amfetamine/dextroamfetamine	9	1%
tuaminoheptane	9	1%
methamfetamine (D-)	9	1%
octopamine	9	1%
pseudoephedrine	7	1%
isometheptene	7	1%
4-methylpentan-2-amine (1,3-dimethylbutylamine)	7	1%
cathine	5	1%
hydroxyamfetamine (parahydroxyamfetamine)	4	0.7%
1,4-dimethylpentylamine (5-methylhexan-2-amine)	3	0.5%
N,N-Dimethylphenethylamine	3	0.5%
methylephedrine	2	0.3%
cathinone and its analogues	2	0.3%
lisdexamfetamine (L-lysine-dextroamphetamine)	2	0.3%
1,3-dimethylbutylamine (4-methylpentan-2-amine)	2	0.3%
b-methylphenethylamine	2	0.3%
fonturacetam [4-phenylpiracetam (carphedon)]	1	0.2%
methylenedioxyamphetamine	1	0.2%
6-methylheptan-2-amine (2-amino-6-methylheptane)	1	0.2%
phenpromethamine	1	0.2%
phenmetrazine	1	0.2%
tenamfetamine (methylenedioxyamphetamine)	1	0.2%
fenproporex	1	0.2%
benzylpiperazine	1	0.2%
3-methylhexan-2-amine (1,2-dimethylpentylamine)	1	0.2%
strychnine	1	0.2%
amfepramone	1	0.2%
TOTAL*	611	

* The *Adverse Analytical Findings* (AAFs) in these tables are not to be confused with adjudicated or sanctioned Anti-Doping Rule Violations (ADRVs), as the figures given in this report may contain findings that underwent the Therapeutic Use Exemption (TUE) approval process or multiple findings on the same *Athlete*.

Table 19: Substances Identified as AAFs* in Each Drug Class in ADAMS (All Sports)

S.7 Narcotics	Occurrences	% within drug class
methadone	8	27%
oxycodone	7	23%
morphine	6	20%
buprenorphine	4	13%
fentanyl and its derivatives	2	7%
hydromorphone	2	7%
pentazocine	1	3%
TOTAL*	30	

S.8 Cannabinoids	Occurrences	% within drug class
carboxy-THC	130	100%
TOTAL*	130	

S.9 Glucocorticosteroids	Occurrences	% within drug class
prednisolone (3 cases consistent with an exogenous origin)	60	26%
prednisone	57	25%
triamcinolone acetonide	44	19%
betamethasone	23	10%
methylprednisolone	20	9%
dexamethasone	11	5%
triamcinolone	5	2%
budesonide	5	2%
deflazacort	4	2%
fluticasone propionate	2	0.9%
TOTAL*	231	

P1. Beta-Blockers	Occurrences	% within drug class
propranolol	9	45%
carvedilol	3	15%
atenolol	3	15%
bisoprolol	2	10%
sotalol	1	5%
nebivolol	1	5%
metoprolol	1	5%
TOTAL*	20	

* The *Adverse Analytical Findings* (AAFs) in these tables are not to be confused with adjudicated or sanctioned Anti-Doping Rule Violations (ADRVs), as the figures given in this report may contain findings that underwent the Therapeutic Use Exemption (TUE) approval process or multiple findings on the same *Athlete*.

Table 19: Substances Identified as AAFs* in Each Drug Class in ADAMS (All Sports)

M1. Chemical and Physical Manipulation	Occurrences	% within drug class
homologous blood transfusion	2	100%
TOTAL*	2	

M2. Chemical and Physical Manipulation	Occurrences	% within drug class
chemical and physical manipulation	2	100%
TOTAL*	2	

* The *Adverse Analytical Findings* (AAFs) in these tables are not to be confused with adjudicated or sanctioned Anti-Doping Rule Violations (ADRVs), as the figures given in this report may contain findings that underwent the Therapeutic Use Exemption (TUE) approval process or multiple findings on the same *Athlete*.

Table 20: Substances Identified as ATFs* in Each Drug Class in ADAMS (All Sports)

S1 Anabolic Agents	Occurrences	% within drug class
boldenone	71	54%
19-norandrosterone	29	22%
GC/C/IRMS results are inconclusive	27	20%
drostanolone	2	2%
7β-hydroxy-DHEA	2	2%
DHEA	1	1%
TOTAL*	132	

S1.2 Other Anabolic Agents	Occurrences	% within drug class
clenbuterol	190	100%
TOTAL*	190	

S2 Peptide Hormones, Growth Factors and Related Substances	Occurrences	% within drug class
luteinizing hormone (LH)	41	73%
growth hormone (hGH)	8	14%
erythropoietin (EPO)	7	13%
TOTAL*	56	

S9 Glucocorticosteroids	Occurrences	% within drug class
prednisolone	1	100%
TOTAL*	1	

M2 Chemical and Physical Manipulation	Occurrences	% within drug class
urine substitution	5	100%
TOTAL*	5	

Other	Occurrences	% within drug class
unknown	7	100%
TOTAL*	7	

* The *Atypical Findings* (ATFs) in these tables are not to be confused with adjudicated or sanctioned Anti-Doping Rule Violations (ADRVs), as the figures given in this report may contain findings that underwent the Therapeutic Use Exemption (TUE) approval process or multiple findings on the same *Athlete*.

Table 21: Total Laboratory AAFs* per Drug Class as Reported in ADAMS (All Sports)

Laboratory	Anabolic Agents S1.	Peptide Hormones, Growth Factors, Related Substances and Mimetics S2.	Beta-2 Agonists S3.	Hormone and Metabolic Modulators S4.	Diuretics and Masking Agents S5.	Stimulants S6.	Narcotics S7.	Cannabinoids S8.	Glucocorticoids S9.	Beta-Blockers P1.	Manipulation of Blood and Blood Components M1.	Chemical and Physical Manipulation M2.	Total Findings per Lab	% of total Findings
Ankara, Turkey	129	1	-	22	46	5	-	-	-	1	-	-	204	4.9%
Athens, Greece	7	-	-	-	3	8	-	1	-	-	-	-	19	0.5%
Bangkok, Thailand	8	-	-	2	5	2	-	-	-	-	-	-	17	0.4%
Barcelona, Spain	27	4	11	4	21	17	-	4	4	-	-	-	92	2.2%
Beijing, China	39	7	2	8	18	7	1	-	4	-	-	-	86	2.1%
Bloemfontein, South Africa	95	-	1	10	26	28	1	1	12	-	-	-	174	4.2%
Bucharest, Romania	14	-	-	4	11	1	-	1	1	-	-	-	32	0.8%
Cologne, Germany	126	9	7	22	31	34	5	12	22	4	-	1	273	6.5%
New Delhi, India	226	7	6	22	68	35	1	-	10	3	-	-	378	9.0%
Doha, Qatar	102	5	8	9	16	16	-	1	5	3	-	-	165	3.9%
Dresden, Germany	91	6	4	35	24	19	1	4	14	3	-	-	201	4.8%
Ghent, Belgium	76	5	10	21	25	43	2	12	12	-	-	-	206	4.9%
Havana, Cuba	37	1	-	2	19	9	-	4	1	-	-	-	73	1.7%
Lausanne, Switzerland	51	3	7	8	14	25	-	5	9	-	-	-	122	2.9%
London, UK	22	-	3	5	4	16	2	2	4	2	-	-	60	1.4%
Los Angeles, USA	61	3	6	13	22	28	-	2	2	-	-	-	137	3.3%
Madrid, Spain	44	7	14	8	32	30	-	7	8	-	-	-	150	3.6%
Montreal, Canada	152	10	6	17	25	50	2	7	5	-	2	-	276	6.6%
Oslo, Norway	7	3	23	6	3	17	2	6	1	-	-	-	68	1.6%
Paris, France	71	9	1	7	24	25	2	14	38	1	-	-	192	4.6%
Rio de Janeiro, Brazil	59	5	2	6	31	19	-	3	9	-	-	-	134	3.2%
Rome, Italy	43	13	7	6	29	30	2	17	30	-	-	-	177	4.2%
Seibersdorf, Austria	71	18	4	17	31	28	1	7	2	1	-	-	180	4.3%
Seoul, Korea	42	1	1	11	19	7	2	-	14	1	-	-	98	2.3%
Stockholm, Sweden	24	1	9	6	13	21	1	5	2	1	-	-	83	2.0%
Sydney, Australia	21	-	5	3	4	23	4	2	5	-	-	1	68	1.6%
Mexico City, Mexico	25	-	-	-	1	3	-	-	-	-	-	-	29	0.7%
Tokyo, Japan	7	-	2	6	6	2	-	-	2	-	-	-	25	0.6%
Salt Lake City, USA	42	18	7	30	55	41	1	4	11	-	-	-	209	5.0%
Warsaw, Poland	106	2	7	52	51	22	-	9	3	-	-	-	252	6.0%
Total per Drug Class	1825	138	153	362	677	611	30	130	230	20	2	2	4,180	
% of Drug Class	43.7%	3.3%	3.7%	8.7%	16.2%	14.6%	0.7%	3.1%	5.5%	0.5%	0.05%	0.05%		

* The Adverse Analytical Findings (AAFs) in this report are not to be confused with adjudicated or sanctioned Anti-Doping Rule Violations (ADRVs), as the figures given in this report may contain findings that underwent the Therapeutic Use Exemption (TUE) approval process or multiple findings on the same Athlete. This data details the number of occurrences of AAFs and therefore multiple AAFs may be linked to the same Sample.



2019 Anti-Doping Testing Figures by Sport

Table of Contents

Total Samples Analyzed

- Table 1 : Total Samples Analyzed in ASOIF Sports/Disciplines (Urine and Blood)
- Table 2 : Total Samples Analyzed in AIOWF Sports/Disciplines (Urine and Blood)
- Table 3 : Total Samples Analyzed in ARISF Sports/Disciplines (Urine and Blood)
- Table 4 : Total Samples Analyzed in AIMS Sports/Disciplines (Urine and Blood)
- Table 5 : Total Samples Analyzed in Sports for Athletes with an Impairment (Urine and Blood)
- Table 6 : Total Samples Analyzed in IPC Sports/Disciplines (Urine and Blood)
- Table 7 : Total Samples Analyzed in Other Sports/Disciplines from Code Signatories (Urine and Blood)
- Table 8 : Total Samples Analyzed in Other Sports/Disciplines (Urine and Blood)

Sports Governed by ASOIF IFs - Tests Conducted:

- Table 9 : GC/C/IRMS Tests Conducted in ASOIF Sports/Disciplines for Markers of the Steroid Profile (Urine)
- Table 10 : GC/C/IRMS Tests Conducted in ASOIF Sports/Disciplines for Other Targets (Urine)
- Table 11 : ESA Tests Conducted in ASOIF Sports/Disciplines (Urine)
- Table 12 : ESA Tests Conducted in ASOIF Sports/Disciplines (Blood)
- Table 13 : GHRF(GHS/GHRP) Tests Conducted in ASOIF Sports/Disciplines (Urine)
- Table 14 : GHRF(GHRH) Tests Conducted in ASOIF Sports/Disciplines (Urine)
- Table 15 : GnRH Tests Conducted in ASOIF Sports/Disciplines (Urine)
- Table 16 : Insulin Tests Conducted in ASOIF Sports/Disciplines (Urine and Blood)
- Table 17 : IGF-I Analogs Tests Conducted in ASOIF Sports/Disciplines (Urine and Blood)
- Table 18 : hGH Isoforms Tests Conducted in ASOIF Sports/Disciplines (Blood)
- Table 19 : hGH Biomarkers Tests Conducted in ASOIF Sports/Disciplines (Blood)
- Table 20 : HBOC Tests Conducted in ASOIF Sports/Disciplines (Blood)
- Table 21 : HBT (Transfusion) Tests Conducted in ASOIF Sports/Disciplines (Blood)

Sports Governed by AIOWF IFs - Tests Conducted:

- Table 22 : GC/C/IRMS Tests Conducted in AIOWF Sports/Disciplines for Markers of the Steroid Profile (Urine)
- Table 23 : GC/C/IRMS Tests Conducted in AIOWF Sports/Disciplines for Other Targets (Urine)
- Table 24 : ESA Tests Conducted in AIOWF Sports/Disciplines (Urine and Blood)
- Table 25 : GHRF(GHS/GHRP) Tests Conducted in AIOWF Sports/Disciplines (Urine)
- Table 26 : GHRF(GHRH) Tests Conducted in AIOWF Sports/Disciplines (Urine)
- Table 27 : GnRH Tests Conducted in AIOWF Sports/Disciplines (Urine)
- Table 28 : Insulin Tests Conducted in AIOWF Sports/Disciplines (Urine and Blood)
- Table 29 : IGF-I Analogs Tests Conducted in AIOWF Sports/Disciplines (Urine and Blood)
- Table 30 : hGH Isoforms Tests Conducted in AIOWF Sports/Disciplines (Blood)
- Table 31 : hGH Biomarkers Tests Conducted in AIOWF Sports/Disciplines (Blood)
- Table 32 : HBOC Tests Conducted in AIOWF Sports/Disciplines (Blood)
- Table 33 : HBT (Transfusion) Tests Conducted in AIOWF Sports/Disciplines (Blood)

Table of Contents

Sports Governed by ARISF IFs - Tests Conducted:

Table 34	: GC/C/IRMS Tests Conducted in ARISF Sports/Disciplines for Markers of the Steroid Profile (Urine)
Table 35	: GC/C/IRMS Tests Conducted in ARISF Sports/Disciplines for Other Targets (Urine)
Table 36	: ESA Tests Conducted in ARISF Sports/Disciplines (Urine and Blood)
Table 37	: GHRF(GHS/GHRP) Tests Conducted in ARISF Sports/Disciplines (Urine)
Table 38	: GHRF(GHRH) Tests Conducted in ARISF Sports/Disciplines (Urine)
Table 39	: GnRH Tests Conducted in ARISF Sports/Disciplines (Urine)
Table 40	: Insulin Tests Conducted in ARISF Sports/Disciplines (Urine and Blood)
Table 41	: IGF-I Analogs Tests Conducted in ARISF Sports/Disciplines (Urine and Blood)
Table 42	: hGH Isoforms Tests Conducted in ARISF Sports/Disciplines (Blood)
Table 43	: hGH Biomarkers Tests Conducted in ARISF Sports/Disciplines (Blood)
Table 44	: HBOC Tests Conducted in ARISF Sports/Disciplines (Blood)
Table 45	: HBT (Transfusion) Tests Conducted in ARISF Sports/Disciplines (Blood)

Sports Governed by AIMS IFs - Tests Conducted:

Table 46	: GC/C/IRMS Tests Conducted in AIMS Sports/Disciplines for Markers of the Steroid Profile (Urine)
Table 47	: GC/C/IRMS Tests Conducted in AIMS Sports/Disciplines for Other Targets (Urine)
Table 48	: ESA Tests Conducted in AIMS Sports/Disciplines (Urine and Blood)
Table 49	: GHRF(GHS/GHRP) Tests Conducted in AIMS Sports/Disciplines (Urine)
Table 50	: GHRF(GHRH) Tests Conducted in AIMS Sports/Disciplines (Urine)
Table 51	: GnRH Tests Conducted in AIMS Sports/Disciplines (Urine)
Table 52	: Insulin Tests Conducted in AIMS Sports/Disciplines (Urine and Blood)
Table 53	: IGF-I Analogs Tests Conducted in AIMS Sports/Disciplines (Urine and Blood)
Table 54	: hGH Isoforms Tests Conducted in AIMS Sports/Disciplines (Blood)
Table 55	: hGH Biomarkers Tests Conducted in AIMS Sports/Disciplines (Blood)
Table 56	: HBOC Tests Conducted in AIMS Sports/Disciplines (Blood)
Table 57	: HBT (Transfusion) Tests Conducted in AIMS Sports/Disciplines (Blood)

Sports Governed by the IPC - Tests Conducted:

Table 58	: GC/C/IRMS Tests Conducted in IPC Sports/Disciplines for Markers of the Steroid Profile (Urine)
Table 59	: GC/C/IRMS Tests Conducted in IPC Sports/Disciplines for Other Targets (Urine)
Table 60	: ESA Tests Conducted in IPC Sports/Disciplines (Urine and Blood)
Table 61	: GHRF(GHS/GHRP) Tests Conducted in IPC Sports/Disciplines (Urine)
Table 62	: GHRF (GHRH) Tests Conducted in IPC Sports/Disciplines (Urine)
Table 63	: GnRH Tests Conducted in IPC Sports/Disciplines (Urine)
Table 64	: Insulin Tests Conducted in IPC Sports/Disciplines (Urine and Blood)
Table 65	: IGF-I Analogs Tests Conducted in IPC Sports/Disciplines (Urine and Blood)
Table 66	: hGH Isoforms Tests Conducted in IPC Sports/Disciplines (Blood)
Table 67	: hGH Biomarkers Tests Conducted in IPC Sports/Disciplines (Blood)
Table 68	: HBOC Tests Conducted in IPC Sports/Disciplines (Blood)
Table 69	: HBT (Transfusion) Tests Conducted in IPC Sports/Disciplines (Blood)

Table of Contents

Sports for Athletes with an Impairment - Tests Conducted:

- Table 70 : GC/C/IRMS Tests Conducted in Sports for Athletes with an Impairment for Markers of the Steroid Profile (Urine)
- Table 71 : GC/C/IRMS Tests Conducted in Sports for Athletes with an Impairment for Other Targets (Urine)
- Table 72 : ESA Tests Conducted in Sports for Athletes with an Impairment (Urine and Blood)
- Table 73 : GHRF(GHS/GHRP) Tests Conducted in Sports for Athletes with an Impairment (Urine)
- Table 74 : GHRF(GHRH) Tests Conducted in Sports for Athletes with an Impairment (Urine)
- Table 75 : GnRH Tests Conducted in Sports for Athletes with an Impairment (Urine)
- Table 76 : Insulin Tests Conducted in Sports for Athletes with an Impairment (Urine and Blood)
- Table 77 : IGF-I Analogs Tests Conducted in Sports for Athletes with an Impairment (Urine and Blood)
- Table 78 : hGH Isoforms Tests Conducted in Sports for Athletes with an Impairment (Blood)
- Table 79 : hGH Biomarkers Tests Conducted in Sports for Athletes with an Impairment (Blood)
- Table 80 : HBOC Tests Conducted in Sports for Athletes with an Impairment (Blood)
- Table 81 : HBT (Transfusion) Tests Conducted in Sports for Athletes with an Impairment (Blood)

Other Sports/Disciplines from Code Signatories - Tests Conducted:

- Table 82 : GC/C/IRMS Tests Conducted in Other Sports/Disciplines from Code Signatories for Markers of the Steroid Profile (Urine)
- Table 83 : GC/C/IRMS Tests Conducted in Other Sports/Disciplines from Code Signatories for Other Targets (Urine)
- Table 84 : ESA Tests Conducted in Other Sports/Disciplines from Code Signatories (Urine and Blood)
- Table 85 : GHRF(GHS/GHRF) Tests Conducted in Other Sports/Disciplines from Code Signatories (Urine)
- Table 86 : GHRF(GHRH) Tests Conducted in Other Sports/Disciplines from Code Signatories (Urine)
- Table 87 : GnRH Tests Conducted in Other Sports/Disciplines from Code Signatories (Urine)
- Table 88 : Insulin Tests Conducted in Other Sports/Disciplines from Code Signatories (Urine and Blood)
- Table 89 : IGF-I Analogs Tests Conducted in Other Sports/Disciplines from Code Signatories (Urine)
- Table 90 : hGH Isoforms Tests Conducted in Other Sports/Disciplines from Code Signatories (Blood)
- Table 91 : hGH Biomarkers Tests Conducted in Other Sports/Disciplines from Code Signatories (Blood)
- Table 92 : HBOC Tests Conducted in Other Sports/Disciplines from Code Signatories (Blood)
- Table 93 : HBT (Transfusion) Tests Conducted in Other Sports/Disciplines from Code Signatories (Blood)

Other Sports/Disciplines from Code Signatories - Military Sports -Tests Conducted:

- Table 94 : GC/C/IRMS Tests Conducted in Other Sports/Disciplines from Code Signatories for Markers of the Steroid Profile - Military Sports (Urine)
- Table 95 : GC/C/IRMS Tests Conducted in Other Sports/Disciplines from Code Signatories for Other Targets - Military Sports (Urine)
- Table 96 : ESA Tests Conducted in Other Sports/Disciplines from Code Signatories - Military Sports (Urine and Blood)
- Table 97 : GHRF(GHS/GHRF) Tests Conducted in Other Sports/Disciplines from Code Signatories - Military Sports (Urine)
- Table 98 : GHRF(GHRH) Tests Conducted in Other Sports/Disciplines from Code Signatories - Military Sports (Urine)
- Table 99 : GnRH Tests Conducted in Other Sports/Disciplines from Code Signatories - Military Sports (Urine)
- Table 100 : Insulin Tests Conducted in Other Sports/Disciplines from Code Signatories - Military Sports (Urine and Blood)
- Table 101 : IGF-I Analogs Tests Conducted in Other Sports/Disciplines from Code Signatories - Military Sports (Urine)
- Table 102 : hGH Isoforms Tests Conducted in Other Sports/Disciplines from Code Signatories - Military Sports (Blood)
- Table 103 : hGH Biomarkers Tests Conducted in Other Sports/Disciplines from Code Signatories - Military Sports (Blood)
- Table 104 : HBOC Tests Conducted in Other Sports/Disciplines from Code Signatories - Military Sports (Blood)
- Table 105 : HBT (Transfusion) Tests Conducted in Other Sports/Disciplines from Code Signatories - Military Sports (Blood)

Table of Contents

Other Sports/Disciplines from Code Signatories - University Sports -Tests Conducted:

- Table 106 : GC/C/IRMS Tests Conducted in Other Sports/Disciplines from Code Signatories for Markers of the Steroid Profile - University Sports (Urine)
- Table 107 : GC/C/IRMS Tests Conducted in Other Sports/Disciplines from Code Signatories for Other Targets - University Sports (Urine)
- Table 108 : ESA Tests Conducted in Other Sports/Disciplines from Code Signatories - University Sports (Urine and Blood)
- Table 109 : GHRF(GHS/GHRF) Tests Conducted in Other Sports/Disciplines from Code Signatories - University Sports (Urine)
- Table 110 : GHRF(GHRH) Tests Conducted in Other Sports/Disciplines from Code Signatories - University Sports (Urine)
- Table 111 : GnRH Tests Conducted in Other Sports/Disciplines from Code Signatories - University Sports (Urine)
- Table 112 : Insulin Tests Conducted in Other Sports/Disciplines from Code Signatories - University Sports (Urine and Blood)
- Table 113 : IGF-I Analogs Tests Conducted in Other Sports/Disciplines from Code Signatories - University Sports (Urine)
- Table 114 : hGH Isoforms Tests Conducted in Other Sports/Disciplines from Code Signatories - University Sports (Blood)
- Table 115 : hGH Biomarkers Tests Conducted in Other Sports/Disciplines from Code Signatories - University Sports (Blood)
- Table 116 : HBOC Tests Conducted in Other Sports/Disciplines from Code Signatories - University Sports (Blood)
- Table 117 : HBT (Transfusion) Tests Conducted in Other Sports/Disciplines from Code Signatories - University Sports (Blood)

Other Sports/Disciplines (Non-Code Signatories) - Tests Conducted:

- Table 118 : GC/C/IRMS Tests Conducted in Other Sports/Disciplines for Markers of the Steroid Profile (Urine)
- Table 119 : GC/C/IRMS Tests Conducted in Other Sports/Disciplines for Other Targets (Urine)
- Table 120 : ESA Tests Conducted in Other Sports/Disciplines (Urine and Blood)
- Table 121 : GHRF(GHS/GHRP) Tests Conducted in Other Sports/Disciplines (Urine)
- Table 122 : GHRF(GHRH) Tests Conducted in Other Sports/Disciplines (Urine)
- Table 123 : GnRH Tests Conducted in Other Sports/Disciplines (Urine)
- Table 124 : Insulin Tests Conducted in Other Sports/Disciplines (Urine and Blood)
- Table 125 : IGF-I Analogs Tests Conducted in Other Sports/Disciplines (Urine and Blood)
- Table 126 : hGH Isoforms Tests Conducted in Other Sports/Disciplines (Blood)
- Table 127 : hGH Biomarkers Tests Conducted in Other Sports/Disciplines (Blood)
- Table 128 : HBOC Tests Conducted in Other Sports/Disciplines (Blood)
- Table 129 : HBT (Transfusion) Tests Conducted in Other Sports/Disciplines (Blood)

Total AAFs per Drug Class

- Table 130 : Total AAFs per Drug Class as Reported in ASOIF Sports
- Table 131 : Total AAFs per Drug Class as Reported in AIOWF Sports
- Table 132 : Total AAFs per Drug Class as Reported in ARISF Sports
- Table 133 : Total AAFs per Drug Class as Reported in AIMS Sports
- Table 134 : Total AAFs per Drug Class as Reported in IPC Sports
- Table 135 : Total AAFs per Drug Class as Reported in Sports for Athletes with an Impairment
- Table 136 : Total AAFs per Drug Class in Other Sports - Code Signatories
- Table 137 : Total AAFs per Drug Class in Other Sports - Code Signatories - Military Sports
- Table 138 : Total AAFs per Drug Class in Other Sports - Code Signatories - University Sports
- Table 139 : Total AAFs per Drug Class in Other Sports - Other Sports (Non-Code Signatories)

Terms and Abbreviations

IC	In-Competition
OOC	Out-of-Competition
Sample	Any biological material collected for the purposes of Doping Control*
AAF	Adverse Analytical Finding
ATF	Atypical Finding
GC/C/IRMS	Gas Chromatograph/Carbon/Isotope Ratio Mass Spectrometry (e.g. "IRMS")
ESA	Erythropoiesis Stimulating Agent**
hGH Isoforms	Human Growth Hormone Isoform Differential Immunoassay
hGH Biomarkers	Human Growth Hormone Biomarkers
GHRF (GHS/GHRP)	Growth Hormone Releasing Factors (Growth Hormone Secretagogues/GH-Releasing Peptides)
GHRF (GHRH)	Growth Hormone Releasing Factors (Growth Hormone Releasing Hormone)
GnRH	Gonadotrophin Releasing Hormones
HBT	Homologous Blood Transfusion
HBOC	Haemoglobin Based Oxygen Carrier
IGF-I	Insulin-like Growth Factor-I (and its analogues)
ABP	Athlete Biological Passport
IOC	International Olympic Committee
ASOIF	Association of Summer Olympic International Federations
AIOWF	Association of International Olympic Winter Sports Federations
ARISF	Association of IOC Recognized International Sports Federations
AIMS	Alliance of Independent Recognized Members of Sport
NADO	National Anti-Doping Organization
RADO	Regional Anti-Doping Organization
NOC	National Olympic Committee
MEO	Major Event Organization
IF	International Federation
NF	National Federation
IPC	International Paralympic Committee***
Other Sports	Sports/disciplines connected with organizations which are outside of the categories in Tables 1-7.
Code Signatories	Sports/disciplines connected with organizations which are outside of the categories in Tables 1-7 but are signatories to the Code.
Sports for Athletes with an Impairment	Sports and disciplines under the governance of the respective Olympic IFs or independent IFs which govern sports for athletes with an impairment
ADAMS	Anti-Doping Administration and Management System
TA	Testing Authority
SCA	Sample Collection Authority
IBSA	International Blind Sports Federation
CISS	International Committee of Sports for the Deaf
INAS	International Sports Federation for Persons with Intellectual Disability
CPISRA	Cerebral Palsy International Sports and Recreation Association
-	a "dash" represents "0" (no data) in tables compiling the number of Samples, ATFs or AAFs
(R)	A discipline which is discontinued in ADAMS based on request of the governing IF, being an event under an existing discipline or being no longer necessary for administrative purposes

* Biological material limited to urine and blood in this report

** Including recombinant erythropoietins (i.e. epoetins) and their analogues (e.g. darbepoetin, pegserpoetin, peginesatide, CERA, EPO-Fc)

*** Limited to sport/disciplines under the governance of the IPC (others are compiled under the category "Sports for Athletes with an Impairment").

This report compiles data as recorded in ADAMS on 24 June 2020 (plus supplemental data after Stakeholder consultation)

Table 1: Total Samples Analyzed in ASOIF Sports/Disciplines (Urine and Blood)

Sports	Disciplines	Urine						Blood						Sub Total	Total Samples	Total AAFs	% AAF
		IC Samples	ATF	AAF	OOC Samples	ATF	AAF	IC Samples	ATF	AAF	OOC Samples	ATF	AAF				
Aquatics	Swimming Sprint 100m or less	2226	1	28	2425	-	5	108	1	-	860	-	-	5619	17,191	79	0.5%
	Swimming Middle Distance 200-400m	1883	2	17	2423	1	7	106	-	-	808	-	-	5220			
	Water Polo	931	1	6	832	3	-	45	-	-	174	-	-	1982			
	Swimming Long Distance 800m or greater	548	-	8	645	-	0	48	-	-	229	-	-	1470			
	Diving	466	1	2	532	2	1	11	-	-	54	-	-	1063			
	Open Water	405	-	-	420	-	1	34	-	-	141	-	-	1000			
	Artistic Swimming	228	-	1	406	-	2	15	-	-	141	-	-	790			
	Aquatics	29	-	1	2	-	-	2	-	-	1	-	-	34			
Archery	Swimming	3	-	-	8	-	-	-	-	-	2	-	-	13	1,055	6	0.6%
	Archery	364	-	1	211	-	1	-	-	-	-	-	-	575			
	Recurve	183	-	1	108	-	-	-	-	-	-	-	-	291			
Athletics	Compound	143	-	3	46	-	-	-	-	-	-	-	-	189	34,576	253	0.7%
	Long Distance 3000m or greater	7364	30	90	4971	5	17	236	-	-	528	-	1	13099			
	Sprint 400m or less	3513	3	36	3859	6	15	155	1	-	592	-	-	8119			
	Throws	1963	5	31	2001	-	3	110	-	-	347	1	-	4421			
	Jumps	1776	1	22	1846	3	5	78	-	-	262	-	-	3962			
	Middle Distance 800-1500m	1556	3	19	1738	2	10	64	-	1	216	-	-	3574			
	Combined Events	487	-	-	546	1	-	15	-	-	113	-	-	1161			
	Athletics	34	-	1	15	-	-	-	-	-	-	-	-	49			
	Half Marathon	32	-	1	-	-	-	-	-	-	-	-	-	32			
	Mountain Running	29	-	-	-	-	-	-	-	-	-	-	-	29			
	Cross Country	25	-	-	-	-	-	-	-	-	-	-	-	25			
	Discus Throwing (R)	1	-	-	20	-	-	-	-	-	-	-	-	21			
	Race Walk	11	-	-	8	-	-	-	-	-	-	-	-	19			
	High Jump (R)	10	-	-	8	-	-	-	-	-	-	-	-	18			
	Road Running	17	-	-	-	-	-	-	-	-	-	-	-	17			
	Marathon	13	-	-	4	-	-	-	-	-	-	-	-	17			
	Shot-put (R)	2	-	-	4	-	-	-	-	-	-	-	-	6			
	Ultra Running	4	-	1	-	-	-	-	-	-	-	-	-	4			
	Track	2	-	-	-	-	-	-	-	-	-	-	-	2			
	Long Distance 3000m and greater	1	-	-	-	-	-	-	-	-	-	-	-	1			
Badminton	-	976	-	3	842	1	2	14	-	-	339	-	-	2,171	5	0.2%	
Basketball	Basketball	3124	1	31	1958	6	4	64	-	-	291	-	-	5437	5,822	36	0.6%
	3 on 3	170	-	-	174	-	1	27	-	-	8	-	-	379			
Boxing	Beach Basketball	4	-	-	1	-	-	1	-	-	-	-	-	6	4,145	54	1.3%
	-	1562	2	36	2280	3	18	54	-	-	249	-	-	4145			

Table 1: Total Samples Analyzed in ASOIF Sports/Disciplines (Urine and Blood) - continued

Sports	Disciplines	Urine						Blood						Sub Total	Total Samples	Total AAFs	% AAF
		Samples	IC ATF	AAF	Samples	IC ATF	AAF	Samples	IC ATF	AAF	Samples	IC ATF	AAF				
Canoe / Kayak	Middle Distance 500m	439	1	2	962	-	5	20	-	-	219	-	-	1640	5,068	29	0.6%
	Long Distance 1000m	440	-	3	593	1	4	16	-	-	76	-	-	1125			
	Sprint 200m	381	1	4	561	2	4	23	-	-	82	-	-	1047			
	Canoe Slalom	298	-	-	450	-	1	50	-	-	85	-	-	883			
	Freestyle	72	1	2	18	-	-	10	-	-	-	-	-	100			
	Marathon	78	-	1	17	-	-	1	-	-	4	-	-	100			
	Canoe Polo	42	-	-	19	-	1	-	-	-	4	-	-	65			
	Wildwater	48	-	2	9	-	-	1	-	-	-	-	-	58			
	Ocean Racing	26	-	-	1	-	-	-	-	-	-	-	-	27			
	Dragon Boat	17	-	-	1	-	-	1	-	-	-	-	-	19			
	Stand-Up Paddling	2	-	-	-	-	-	-	-	-	-	-	-	2			
	Canoe Kayak	1	-	-	-	-	-	-	-	-	-	-	-	1			
Canoe Sprint (Flatwater) (R)	-	-	-	1	-	-	-	-	-	-	-	-	1				
Cycling	Road	7218	9	128	6291	3	27	686	-	6	871	1	5	15066	24,577	243	1.0%
	Mountain Bike	1911	2	35	702	-	5	113	1	-	120	-	1	2846			
	Track Endurance	1085	1	5	899	2	-	52	-	-	190	-	-	2226			
	Track Sprint	1073	-	18	896	2	3	62	-	-	178	-	1	2209			
	Cyclo-Cross	755	1	3	204	-	-	41	-	-	12	-	-	1012			
	BMX	466	1	2	362	-	-	15	-	-	29	-	-	872			
	Mountain Bike - Cross Country	114	-	1	9	-	-	-	-	-	3	-	-	126			
	Trials	88	-	1	-	-	-	5	-	-	-	-	-	93			
	Cycling	3	-	1	41	-	1	-	-	-	-	-	-	44			
	Cycle-Ball	19	-	-	4	-	-	-	-	-	-	-	-	23			
	Mountain Bike - Down Hill	21	-	-	2	-	-	-	-	-	-	-	-	23			
	Artistic	18	-	-	2	-	-	-	-	-	-	-	-	20			
	Track	10	1	-	4	-	-	-	-	-	-	-	-	14			
	Keirin (R)	-	-	-	1	-	-	-	-	-	1	-	-	2			
Indoor (Artistic, Cycle Ball) (R)	-	-	-	1	-	-	-	-	-	-	-	-	1				
Equestrian	Jumping	191	-	9	114	-	1	4	-	-	7	-	-	316	733	13	1.8%
	Dressage	89	-	1	100	2	-	-	-	-	-	-	-	189			
	Eventing	77	-	-	104	2	1	1	-	-	5	-	-	187			
	Endurance	21	-	-	6	-	-	-	-	-	-	-	-	27			
	Vaulting	4	-	-	3	-	-	-	-	-	1	-	-	8			
	Driving	2	-	-	1	-	1	-	-	-	-	-	-	3			
	Equestrian	2	-	-	1	-	-	-	-	-	-	-	-	3			
Fencing	Epee	361	-	6	281	2	1	3	-	-	30	-	-	675	1,924	15	0.8%
	Sabre	331	1	3	280	-	-	1	-	-	17	-	-	629			
	Foil	344	2	3	259	-	2	1	-	-	14	-	-	618			
	Fencing	2	-	-	-	-	-	-	-	-	-	-	-	2			
Field Hockey	Field Hockey	684	1	5	807	4	0	52	-	-	39	-	-	1582	1,637	5	0.3%
	Indoor	40	-	-	15	-	-	-	-	-	-	-	-	55			

Table 1: Total Samples Analyzed in ASOIF Sports/Disciplines (Urine and Blood) - continued

Sports	Disciplines	Urine						Blood						Sub Total	Total Samples	Total AAFs	% AAF
		Samples	IC ATF	AAF	Samples	IC ATF	AAF	Samples	IC ATF	AAF	Samples	IC ATF	AAF				
Football	Football	25342	25	114	10768	6	9	906	-	-	1976	-	-	38992	40,233	138	0.3%
	Futsal	665	-	5	57	-	-	8	-	-	9	-	-	739			
	Beach Football	332	-	9	138	3	1	8	-	-	14	-	-	492			
	FIFA eSports	10	-	-	-	-	-	-	-	-	-	-	-	10			
Golf	-	310	-	3	72	-	-	5	-	-	7	-	-	394	3	0.8%	
Gymnastics	Artistic	636	-	8	1026	6	1	41	-	-	134	-	-	1837	3,105	15	0.5%
	Rhythmic	313	-	3	220	1	-	25	-	-	10	-	-	568			
	Trampoline	167	-	2	138	-	-	6	-	-	14	-	-	325			
	Acrobatic	77	-	-	82	-	1	8	-	-	7	-	-	174			
	Aerobic	78	-	-	49	-	-	6	-	-	6	-	-	139			
	Parkour	21	-	-	6	-	-	3	-	-	-	-	-	30			
	Tumbling	11	-	-	9	-	-	-	-	-	-	-	-	20			
	TeamGym	4	-	-	3	-	-	-	-	-	-	-	-	7			
Handball	Indoor	2178	3	16	1854	3	1	62	-	-	173	-	-	4267	4,410	17	0.4%
	Beach	75	-	-	64	-	-	2	-	-	2	-	-	143			
Judo	-	1993	1	37	2820	3	10	65	-	-	267	-	-	5145	5,145	47	0.9%
Modern Pentathlon	-	385	-	-	374	3	-	10	-	-	45	-	-	814	814	0	0%
Rowing	Rowing	1530	5	17	3096	3	29	62	-	-	525	-	-	5213	5,226	46	0.9%
	Beach Sprint	13	-	-	-	-	-	-	-	-	-	-	-	13			
Rugby Union	Fifteens	2127	-	51	3603	3	24	27	-	-	606	-	-	6363	8,220	81	1.0%
	Sevens	687	-	5	1002	-	1	16	-	-	141	-	-	1846			
	Rugby Union	11	-	-	-	-	-	-	-	-	-	-	-	11			
Sailing	Sailing	218	-	1	303	-	1	2	-	-	15	-	-	538	750	3	0.4%
	470 crew	17	-	-	20	-	-	-	-	-	1	-	-	38			
	RS:X	11	-	-	20	-	-	1	-	-	2	-	-	34			
	Laser	9	-	-	17	-	-	1	-	-	2	-	-	29			
	NACRA 17	13	-	-	8	-	-	1	-	-	-	-	-	22			
	Laser-R	10	-	-	11	-	-	-	-	-	-	-	-	21			
	Laser-S	12	-	-	3	-	-	1	-	-	-	-	-	16			
	470 helm	6	-	-	6	-	-	1	-	-	-	-	-	13			
	49erFX	7	-	-	6	-	-	-	-	-	-	-	-	13			
	49er crew	9	-	-	3	-	-	-	-	-	1	-	-	13			
	Finn	-	-	-	6	-	1	-	-	-	1	-	-	7			
49er helm	5	-	-	-	-	-	1	-	-	-	-	-	6				
Shooting	Shooting	577	-	3	321	-	3	-	-	-	1	-	-	899	1,972	17	0.9%
	Rifle	316	-	5	97	-	1	-	-	-	1	-	-	414			
	Pistol	257	-	3	83	-	-	-	-	-	-	-	-	340			
	Shotgun	228	-	2	77	-	-	-	-	-	-	-	-	305			
	Running Target	14	-	-	-	-	-	-	-	-	-	-	-	14			
Table Tennis	-	496	-	-	547	-	-	22	-	-	19	-	-	1084	1,084	0	0%

Table 1: Total Samples Analyzed in ASOIF Sports/Disciplines (Urine and Blood) - continued

Sports	Disciplines	Urine						Blood						Sub Total	Total Samples	Total AAFs	% AAF
		IC			OOC			IC			OOC						
		Samples	ATF	AAF	Samples	ATF	AAF	Samples	ATF	AAF	Samples	ATF	AAF				
Taekwondo	Sparring	975	3	9	999	6	4	57	-	-	77	-	-	2108	2,260	14	0.6%
	Poomsae	65	1	1	79	-	-	3	-	-	1	-	-	148			
	Taekwondo	2	-	-	2	-	-	-	-	-	-	-	-	4			
Tennis	-	4239	1	22	1512	-	8	75	-	-	1045	1	-	6871	6,871	30	0.4%
Triathlon	Triathlon	2089	2	22	1261	1	-	153	-	-	272	-	-	3775	4,293	29	0.7%
	Duathlon	206	0	3	42	-	-	-	-	-	-	-	-	248			
	Long Distance	80	-	3	34	-	-	2	-	-	9	-	-	125			
	Aquathlon	75	-	-	4	-	-	13	-	-	3	-	-	95			
	Cross Triathlon	24	-	1	5	-	-	-	-	-	1	-	-	30			
	Winter Triathlon	20	-	-	-	-	-	-	-	-	-	-	-	20			
Volleyball	Volleyball	1936	2	18	1406	1	2	220	-	-	193	-	-	3755	4,607	21	0.5%
	Beach	465	1	1	249	-	-	78	-	-	56	-	-	848			
	Hall (R)	1	-	-	1	-	-	1	-	-	1	-	-	4			
Weightlifting	-	5103	18	145	5725	15	39	869	-	-	1152	1	4	12849	12,849	188	1.5%
Wrestling	Wrestling	948	1	23	1499	-	8	63	-	-	201	-	-	2711	6,254	79	1.3%
	Freestyle	666	5	13	647	-	3	28	-	-	87	-	-	1428			
	Greco-Roman	597	10	16	556	-	3	27	-	-	79	-	-	1259			
	Women's Freestyle	302	6	1	211	-	1	8	-	-	38	-	-	559			
	Traditional Wrestling	185	2	8	46	-	1	2	-	-	-	-	-	233			
	Beach Wrestling	43	-	2	3	-	-	4	-	-	-	-	-	50			
	Grappling	8	-	-	5	-	-	-	-	-	-	-	-	13			
	Pankration	-	-	-	1	-	-	-	-	-	-	-	-	1			
Totals		104,062	158	1,146	83,550	107	301	5,238	3	7	14,536	4	12		207,386	1,466	0.71%

Table 2: Total Samples Analyzed in AIOWF Sports/Disciplines (Urine and Blood)

Sports	Disciplines	Urine						Blood						Sub Total	Total Samples	Total AAFs	% AAF
		IC			OOC			IC			OOC						
		Samples	ATF	AAF	Samples	ATF	AAF	Samples	ATF	AAF	Samples	ATF	AAF				
Biathlon	-	905	-	4	1527	-	-	71	-	-	393	1	-	-	2,896	4	0.1%
Bobsleigh	Bobsleigh	199	-	2	561	1	0	3	-	-	88	-	-	851	1,217	2	0.2%
	Skeleton	119	-	-	209	-	-	3	-	-	35	-	-	366			
Curling	-	206	2	2	130	-	2	-	-	-	-	-	-	-	336	4	1.2%
Ice Hockey	-	1937	-	18	1827	2	2	116	-	-	355	-	1	-	4,235	21	0.5%
Luge	-	122	-	-	334	-	1	6	-	-	49	-	-	-	511	1	0.2%
Skating	Short Track	573	1	1	537	-	1	69	-	-	66	-	-	1245	4,174	10	0.2%
	Speed Skating 1500m or less	549	-	-	523	1	1	55	-	-	76	-	-	1203			
	Speed Skating greater than 1500m	482	1	1	452	-	1	34	-	-	73	-	-	1041			
	Figure Skating	377	-	5	243	-	-	4	-	-	14	-	-	638			
	Synchronized Skating	28	-	-	-	-	-	2	-	-	-	-	-	30			
	Skating	9	-	-	-	-	-	1	-	-	-	-	-	10			
	Speed Skating	5	-	-	-	-	-	-	-	-	-	-	-	5			
	Short Track (1500m or less) (R)	-	-	-	2	-	-	-	-	-	-	-	-	2			
Skiing	Cross-Country	907	-	5	1390	-	3	72	-	-	428	-	-	2797	6,277	11	0.2%
	Alpine	448	-	2	829	-	-	24	-	-	177	-	-	1478			
	Freestyle	248	-	-	323	-	-	1	-	-	16	-	-	588			
	Snowboard	285	-	0	265	-	1	2	-	-	16	-	-	568			
	Nordic Combined	118	-	0	266	-	-	8	-	-	82	-	-	474			
	Ski Jumping	138	1	-	210	-	-	7	-	-	17	-	-	372			
Totals		7,655	5	40	9,628	4	12	478	0	0	1885	1	1		19,646	53	0.27%

Table 3: Total Samples Analyzed in ARISF Sports/Disciplines (Urine and Blood)

Sports	Disciplines	Urine						Blood						Sub Total	Total Samples	Total AAFs	% AAF
		IC			OOC			IC			OOC						
		Samples	ATF	AAF	Samples	ATF	AAF	Samples	ATF	AAF	Samples	ATF	AAF				
Air Sports	Parachuting	27	-	1	1	-	-	-	-	-	-	-	-	28			
	Aerobatic	9	-	-	1	-	-	-	-	-	-	-	-	10			
	Rotorcraft	8	-	1	-	-	-	-	-	-	-	-	-	8			
	Microlight and Paramotor	-	-	-	7	-	-	-	-	-	-	-	-	7			
	Aeromodelling	5	-	-	1	-	-	-	-	-	-	-	-	6	76	2	2.6%
	Ballooning	5	1	-	1	-	-	-	-	-	-	-	-	6			
	Gliding	4	-	-	1	-	-	-	-	-	-	-	-	5			
	General Aviation	4	-	-	-	-	-	-	-	-	-	-	-	4			
Hang Gliding & Paragliding	2	-	-	-	-	-	-	-	-	-	-	-	2				
American Football	-	388	6	18	325	3	3	15	-	-	53	-	-	-	781	21	2.7%
Automobile	Automobile Sports	225	1	5	19	-	-	-	-	-	-	-	-	244			
	Rally	92	-	5	5	-	-	-	-	-	-	-	-	97			
	Karting	22	-	1	-	-	-	-	-	-	-	-	-	22	378	11	2.9%
	Formula 1	12	-	-	-	-	-	-	-	-	-	-	-	12			
	Auto Cross	3	-	-	-	-	-	-	-	-	-	-	-	3			
Bandy	-	82	-	2	56	-	-	-	-	-	7	-	-	-	145	2	1.4%
Baseball/Softball	Baseball	475	-	15	550	4	6	21	-	-	31	-	-	1077	1638	24	1.3%
	Softball	305	-	3	239	1	-	5	-	-	12	-	-	561			
Basque Pelota	-	46	-	-	109	-	4	2	-	-	-	-	-	-	157	4	2.5%
Billiards	Billiards	85	-	1	3	-	-	-	-	-	-	-	-	88			
	Snooker	30	-	4	4	-	-	-	-	-	-	-	-	34			
	Pool	21	-	1	3	-	-	-	-	-	-	-	-	24	164	7	4.3%
	Carom	16	-	1	2	-	-	-	-	-	-	-	-	18			
Boules Sports	Petanque	29	2	1	2	-	-	-	-	-	2	-	-	33			
	Lyonnaise	20	-	-	-	-	-	-	-	-	-	-	-	20			
	Boules Sports	18	-	-	1	-	-	-	-	-	-	-	-	19	95	2	2.1%
	Raffa	13	-	-	-	-	-	-	-	-	-	-	-	13			
	Lawn Bowl	9	-	1	1	-	-	-	-	-	-	-	-	10			
Bowling	Bowling	84	-	-	38	-	-	-	-	-	-	-	-	122			
	Ten-Pin	6	-	1	7	-	-	-	-	-	-	-	-	13	136	1	0.7%
	Nine-Pin Classic	1	-	-	-	-	-	-	-	-	-	-	-	1			
Bridge	-	25	-	1	2	-	-	-	-	-	-	-	-	-	27	1	3.7%
Cheer	-	72	1	3	55	-	2	8	-	-	2	-	-	-	137	5	3.6%
Chess	-	69	-	1	5	-	-	-	-	-	-	-	-	-	74	1	1.4%
Cricket	Cricket	608	-	8	709	-	-	1	-	-	151	-	-	1469			
	Twenty20	55	-	-	15	-	-	-	-	-	4	-	-	74			
	One Day International	4	-	-	7	-	-	-	-	-	-	-	-	11	1564	8	0.5%
	Test	-	-	-	10	-	-	-	-	-	-	-	-	10			

Table 3: Total Samples Analyzed in ARISF Sports/Disciplines (Urine and Blood) - continued

Sports	Disciplines	Urine						Blood						Sub Total	Total Samples	Total AAFs	% AAF
		IC			OOC			IC			OOC						
		Samples	ATF	AAF	Samples	ATF	AAF	Samples	ATF	AAF	Samples	ATF	AAF				
DanceSport	DanceSport	112	-	4	65	-	-	1	-	-	6	-	-	184	379	5	1.3%
	Latin	62	-	1	10	-	-	6	-	-	-	-	-	78			
	Standard	49	-	-	10	-	-	7	-	-	-	-	-	66			
	Rock'n'Roll	14	-	-	1	-	-	1	-	-	-	-	-	16			
	10-dance	16	-	-	-	-	-	-	-	-	-	-	-	16			
	Boogie Woogie	9	-	-	-	-	-	1	-	-	-	-	-	10			
	Breaking	8	-	-	-	-	-	-	-	-	-	-	-	8			
	Salsa	1	-	-	-	-	-	-	-	-	-	-	-	1			
Floorball	-	243	-	1	163	-	1	4	-	-	3	-	-	413	2	0.5%	
Flying Disc	Ultimate	19	-	-	6	-	-	-	-	-	-	-	-	25	0	0%	
Icestocksport	Icestocksport Target	29	-	-	7	-	-	-	-	-	-	-	36	58	0	0%	
	Icestocksport Distance	7	-	-	10	-	-	2	-	-	3	-	22				
Karate	-	718	2	12	846	1	3	25	-	-	74	-	-	1663	15	0.9%	
Kickboxing	Kickboxing	154	-	11	188	1	2	18	-	-	13	-	-	373	575	25	4.3%
	K1 Rules	55	1	4	9	-	-	-	-	-	1	-	-	65			
	Full Contact	23	-	2	21	-	1	-	-	-	3	-	-	47			
	Low Kick	36	-	3	4	-	-	-	-	-	1	-	-	41			
	Kick Light	22	-	-	-	-	-	-	-	-	-	-	-	22			
	Light Contact	17	-	-	-	-	-	-	-	-	-	-	-	17			
	Pancrace	7	-	2	-	-	-	-	-	-	-	-	-	7			
Point Fighting	2	-	-	1	-	-	-	-	-	-	-	-	3				
Korfball	-	67	-	1	14	-	-	-	-	-	3	1	-	84	1	1.2%	
Lacrosse	-	21	-	-	28	-	-	4	-	-	3	-	-	56	0	0%	
Life Saving	Lifesaving	166	-	2	110	-	-	7	-	-	10	-	-	293	322	2	0.6%
	Pool	18	-	-	-	-	-	-	-	-	-	-	-	18			
	Ocean	11	-	-	-	-	-	-	-	-	-	-	-	11			
Motorcycling	Road Racing	137	-	1	13	-	-	4	-	-	-	-	-	154	555	11	2.0%
	Motocross	136	-	5	2	-	-	-	-	-	-	-	-	138			
	Speedway	61	-	-	6	-	-	-	-	-	-	-	-	67			
	Motorcycle Racing	62	-	3	3	-	-	-	-	-	-	-	-	65			
	Enduro	37	-	-	-	-	-	-	-	-	-	-	-	37			
	Road Racing Endurance	9	-	-	1	-	-	8	-	-	-	-	-	18			
	Supermoto	15	-	1	-	-	-	-	-	-	-	-	-	15			
	Trial	13	-	-	-	-	-	-	-	-	-	-	-	13			
	Track Racing	10	-	-	-	-	-	-	-	-	-	-	-	10			
	Supercross	10	-	-	-	-	-	-	-	-	-	-	-	10			
	Cross-Country Rallies	8	-	-	-	-	-	-	-	-	-	-	-	8			
	Motocross FreeStyle	6	-	-	-	-	-	-	-	-	-	-	-	6			
	SuperEnduro	5	-	-	-	-	-	-	-	-	-	-	-	5			
All-Terrain	5	-	-	-	-	-	-	-	-	-	-	-	5				
Ice Racing	4	-	1	-	-	-	-	-	-	-	-	-	4				

Table 3: Total Samples Analyzed in ARISF Sports/Disciplines (Urine and Blood) - continued

Sports	Disciplines	Urine						Blood						Sub Total	Total Samples	Total AAFs	% AAF
		IC			OOC			IC			OOC						
		Samples	ATF	AAF	Samples	ATF	AAF	Samples	ATF	AAF	Samples	ATF	AAF				
Mountaineering and Climbing	Skyrunning	58	-	-	8	-	-	2	-	-	1	-	-	69	228	1	0.4%
	Mountaineering and Climbing	41	-	-	8	-	-	5	-	-	4	-	-	58			
	Ice Climbing	29	-	1	4	-	-	2	-	-	-	-	-	35			
	Ski Mountaineering	17	-	-	11	-	-	-	-	-	6	-	-	34			
	Climbing	25	-	-	5	-	-	-	-	-	-	-	-	30			
	Mountain Running (R)	-	-	-	1	-	-	-	-	-	1	-	-	2			
Muaythai	-	269	1	17	101	-	1	6	-	-	10	-	-	-	386	18	4.7%
Netball	-	107	-	3	131	-	-	4	-	-	5	-	-	-	247	3	1.2%
Orienteering	Orienteering	109	-	-	87	-	-	4	-	-	4	-	-	204	349	0	0.0%
	Foot Orienteering	39	-	-	45	-	-	3	-	-	5	-	-	92			
	Mountain Bike Orienteering	21	-	-	6	-	-	1	-	-	1	-	-	29			
	Ski Orienteering	12	-	-	6	-	-	-	-	-	2	-	-	20			
	Trail Orienteering	2	-	-	1	-	-	-	-	-	1	-	-	4			
Polo	-	7	-	1	-	-	-	-	-	-	-	-	-	7	1	14%	
Powerboating	Aquabike	24	-	-	23	-	-	6	-	-	-	-	-	53	78	2	2.6%
	Circuit	10	-	1	6	-	-	-	-	-	-	-	-	16			
	Offshore	6	-	1	2	-	-	-	-	-	1	-	-	9			
Racquetball	-	36	-	2	52	1	-	-	-	-	2	-	-	90	2	2.2%	
Roller Sports	Skateboarding	206	1	2	44	1	-	2	-	-	1	-	-	253	889	10	1.1%
	Inline Speed Skating Distance greater than 1000m	126	-	2	72	-	1	12	-	-	9	-	-	219			
	Inline Speed Skating Sprint 1000m or less	97	-	2	63	1	-	5	-	-	9	-	-	174			
	Hockey	118	-	2	36	-	-	1	-	-	4	-	-	159			
	Artistic	39	-	-	8	-	1	-	-	-	1	-	-	48			
	Roller Sports	12	-	-	-	-	-	-	-	-	-	-	-	12			
	Roller Freestyle	10	-	-	2	-	-	-	-	-	-	-	-	12			
	Alpine and Inline Downhill	6	-	-	-	-	-	-	-	-	-	-	-	6			
	Roller Derby	4	-	-	-	-	-	-	-	-	-	-	-	4			
	Inline Freestyle	2	-	-	-	-	-	-	-	-	-	-	-	2			
Sambo	-	294	0	12	264	1	4	25	-	-	21	-	-	604	16	2.6%	
Ski Mountaineering	-	89	-	1	78	-	-	11	-	-	22	-	-	200	1	0.5%	
Sport Climbing	Boulder	102	-	-	64	-	-	-	-	-	26	-	-	192	562	1	0%
	Sport Climbing	61	-	1	47	-	-	-	-	-	6	-	-	114			
	Speed	75	-	-	27	-	-	3	-	-	6	-	-	111			
	Lead	78	-	-	10	-	-	1	-	-	2	-	-	91			
	Combined	35	-	-	18	-	-	-	-	-	1	-	-	54			
Squash	-	199	-	-	141	1	1	6	-	-	10	-	-	356	1	0.3%	
Sumo	-	64	1	1	29	-	2	1	-	-	5	-	-	99	3	3.0%	

Table 3: Total Samples Analyzed in ARISF Sports/Disciplines (Urine and Blood) - continued

Sports	Disciplines	Urine						Blood						Sub Total	Total Samples	Total AAFs	% AAF
		IC			OOC			IC			OOC						
		Samples	ATF	AAF	Samples	ATF	AAF	Samples	ATF	AAF	Samples	ATF	AAF				
Surfing	Surfing	218	-	4	87	-	-	1	-	-	1	-	-	307	344	4	1.2%
	Stand Up Paddle	14	-	-	4	-	-	-	-	-	-	-	-	18			
	Wind Surfing	2	-	-	12	-	-	-	-	-	-	-	-	14			
	Body Board	-	-	-	5	-	-	-	-	-	-	-	-	5			
Tug of War	-	50	-	2	31	1	-	2	-	-	4	-	-	87	2	2.3%	
Underwater Sports	Finswimming Pool	178	-	1	97	-	-	7	-	-	13	-	-	295	521	1	0.2%
	Apnoea (all subdisciplines)	65	-	-	8	-	-	1	-	-	1	-	-	75			
	UW Rugby	26	-	-	22	-	-	-	-	-	3	-	-	51			
	Finswimming Open Water	34	-	-	10	-	-	-	-	-	1	-	-	45			
	UW Orienteering	6	-	-	10	-	-	-	-	-	1	-	-	17			
	UW Hockey	10	-	-	5	-	-	1	-	-	-	-	-	16			
	Free Immersion	10	-	-	-	-	-	1	-	-	-	-	-	11			
	Spearfishing	7	-	-	-	-	-	3	-	-	-	-	-	10			
	Sport Diving	1	-	-	-	-	-	-	-	-	-	-	-	1			
Water Skiing	Wakeboard Boat	49	1	1	20	-	-	3	-	-	-	-	-	72	278	5	1.8%
	Racing Water Ski	42	-	2	11	-	1	2	-	-	-	-	-	55			
	Tournament	43	-	-	7	-	-	2	-	-	1	-	-	53			
	Cable Wakeboard	29	-	1	12	-	-	-	-	-	-	-	-	41			
	Cableski	15	-	-	20	-	-	-	-	-	-	-	-	35			
	Barefoot	12	-	-	6	-	-	-	-	-	-	-	-	18			
	Tricks & Jumps (R)	2	-	-	1	-	-	-	-	-	-	-	-	3			
	Waterskiing	-	-	-	1	-	-	-	-	-	-	-	-	1			
Wushu	Sanda	142	-	7	111	-	2	2	-	-	1	-	-	256	389	10	2.6%
	Taolu	76	-	1	39	-	-	1	-	-	1	-	-	117			
	Wushu	15	-	-	1	-	-	-	-	-	-	-	-	16			
Totals		8,758	18	196	5,617	16	35	266	0	0	575	1	0	15,216	231	1.52%	

Table 4: Total Samples Analyzed in AIMS Sports/Disciplines (Urine and Blood)

Sports	Disciplines	Urine						Blood						Sub Total	Total Samples	Total AAFs	% AAF
		IC Samples	ATF	AAF	OOC Samples	ATF	AAF	IC Samples	ATF	AAF	OOC Samples	ATF	AAF				
Aikido	-	2	-	-	1	-	-	-	-	-	-	-	-	-	3	0	0%
Arm Wrestling	-	199	-	20	73	-	4	2	-	-	-	-	-	-	274	24	8.8%
Bodybuilding	Bodybuilding	491	6	160	329	2	53	49	-	-	61	-	1	930	1339	271	20%
	Fitness	144	3	32	218	3	25	15	-	-	32	-	-	409			
Casting	-	5	-	-	-	-	-	-	-	-	-	-	-	-	5	0	0%
Darts	-	60	-	3	-	-	-	-	-	-	-	-	-	-	60	3	5%
Dragon Boat	-	45	-	4	29	-	1	-	-	-	-	-	-	-	74	5	6.8%
Draughts	-	22	-	1	12	-	-	-	-	-	-	-	-	-	34	1	2.9%
Fistball	-	8	-	-	18	-	-	-	-	-	1	-	-	-	27	0	0%
Go	-	12	-	-	-	-	-	-	-	-	-	-	-	-	12	0	0%
Jiu-Jitsu	-	276	1	8	107	-	-	16	-	-	5	-	-	-	404	8	2.0%
Kendo	-	38	-	-	4	-	-	3	-	-	-	-	-	-	45	0	0%
Minigolf	-	17	-	1	3	-	-	-	-	-	-	-	-	-	20	1	5.0%
Powerlifting	Powerlifting	2025	1	98	1451	3	44	178	-	-	165	-	-	3819	4229	162	3.8%
	Bench Press	178	1	15	18	-	-	23	-	-	-	-	-	219			
	Force Athletique	151	2	5	14	-	-	22	-	-	4	-	-	191			
Savate	Savate	24	-	-	11	-	-	1	-	-	-	-	-	36	72	0	0%
	Savate Combat	4	-	-	18	-	-	-	-	-	2	-	-	24			
	Savate Assaut	6	-	-	6	-	-	-	-	-	-	-	-	12			
Sepaktakraw	-	49	-	-	65	-	-	-	-	-	-	-	-	-	114	0	0%
Sleddog	-	17	1	-	2	-	-	-	-	-	-	-	-	-	19	0	0%
Soft Tennis	-	43	-	1	25	-	1	1	-	-	1	-	-	-	70	2	2.9%
Sport Fishing	Sport Fishing	28	-	1	-	-	-	-	-	-	-	-	-	28	40	1	2.5%
	Sea Angling	2	-	-	2	-	-	-	-	-	-	-	-	4			
	Fly Sport Fishing	4	-	-	-	-	-	-	-	-	-	-	-	4			
	Fresh Water Sport Fishing	4	-	-	-	-	-	-	-	-	-	-	-	4			
Totals		3,854	15	349	2,406	8	128	310	-	-	271	-	1		6,841	478	7.0%

Table 5: Total Samples Analyzed in Sports for Athletes with an Impairment (Urine and Blood)

Sports	Disciplines	Urine						Blood						Sub Total	Total Samples	Total AAFs	% AAF
		IC			OOC			IC			OOC						
		Samples	ATF	AAF	Samples	ATF	AAF	Samples	ATF	AAF	Samples	ATF	AAF				
Aquatics	CISS Swimming Sprint 100m or less	12	-	-	13	-	-	2	-	-	2	-	-	29	72	1	1.4%
	INAS Swimming Sprint 100m or less	3	-	-	16	-	-	-	-	-	-	-	-	19			
	CISS Swimming Middle Distance 200-400m	2	-	-	8	-	-	-	-	-	-	-	-	10			
	INAS Swimming Middle Distance 200-400m	7	-	1	1	-	-	-	-	-	-	-	-	8			
	CISS Swimming Long Distance 800m and greater	2	-	-	3	-	-	-	-	-	-	-	-	5			
	INAS Swimming	-	-	-	1	-	-	-	-	-	-	-	-	1			
Archery	Para-Archery**	56	-	2	32	-	-	-	-	-	-	-	-	-	88	2	2.3%
ArmWrestling	Para-Arm Wrestling	7	-	-	7	-	-	-	-	-	-	-	-	-	14	0	0%
Athletics	CISS Sprint 400m or less	14	-	-	28	-	-	-	-	-	5	-	-	47	223	2	0.9%
	CISS Long Distance 3000m and greater	17	1	-	16	-	-	1	-	-	2	-	-	36			
	CISS Combined Events	23	-	-	2	-	-	-	-	-	-	-	-	25			
	CISS Middle Distance 800-1500m	11	-	-	12	-	-	-	-	-	1	-	-	24			
	CISS Jumps	10	-	1	9	-	-	-	-	-	2	-	-	21			
	INAS Sprint 400m or less	6	-	-	14	-	-	-	-	-	-	-	-	20			
	CISS Throws	9	-	-	7	-	-	-	-	-	2	-	-	18			
	INAS Throws	5	-	-	6	-	-	-	-	-	-	-	-	11			
	INAS Middle Distance 800-1500m	4	-	-	5	-	1	-	-	-	-	-	-	9			
	INAS Jumps	6	-	-	1	-	-	-	-	-	-	-	-	7			
	INAS Long Distance 3000m and greater	1	-	-	2	-	-	1	-	-	-	-	-	4			
	INAS Combined Events	-	-	-	1	-	-	-	-	-	-	-	-	1			
	Badminton	Para-Badminton**	87	-	-	111	-	1	3	-	-	26	-	-			
CISS Badminton		11	-	-	2	-	-	-	-	-	-	-	-	13			
Basketball	Wheelchair Basketball	174	-	1	237	-	1	4	-	-	6	-	-	421	450	3	0.7%
	CISS Basketball	23	-	1	-	-	-	1	-	-	-	-	-	24			
	INAS-FID Basketball	4	-	-	-	-	-	-	-	-	-	-	-	4			
	Basketball ID	-	-	-	1	-	-	-	-	-	-	-	-	1			
Bobsleigh	Para-Bobsleigh**	8	-	-	7	-	-	-	-	-	1	-	-	-	16	0	0%
Boccia	Para-Boccia	74	-	-	59	-	-	-	-	-	-	-	-	-	133	0	0%
Bowling	CISS Bowling	8	-	-	-	-	-	-	-	-	-	-	-	8	10	0	0%
	IBSA Nine-Pin Bowling	2	-	-	-	-	-	-	-	-	-	-	-	2			
Canoe / Kayak	Para-Canoe Sprint**	52	-	2	80	-	-	2	-	-	9	-	-	-	143	2	1.4%
Chess	CISS Chess	-	-	-	7	-	-	-	-	-	-	-	-	-	7	0	0%
CP Football	-	8	-	-	5	-	-	-	-	-	-	-	-	-	13	0	0%
Curling	Wheelchair Curling	30	-	1	38	-	-	-	-	-	-	-	-	68	101	1	1.0%
	CISS Curling	8	-	-	25	-	-	-	-	-	-	-	-	33			

** Sports and disciplines under the governance of the respective ASOIF and AIOWF IFs.

Table 5: Total Samples Analyzed in Sports for Athletes with an Impairment (Urine and Blood) - continued

Sports	Disciplines	Urine						Blood						Sub Total	Total Samples	Total AAFs	% AAF
		IC			OOC			IC			OOC						
		Samples	ATF	AAF	Samples	ATF	AAF	Samples	ATF	AAF	Samples	ATF	AAF				
Cycling	Para-Cycling Road**	220	-	8	399	-	8	4	-	-	55	-	-	678	1002	19	0.3%
	Para-Cycling Track Endurance**	71	-	1	73	-	-	2	-	-	12	-	-	158			
	Para-Cycling Track Sprint**	67	-	2	75	-	-	-	-	-	10	-	-	152			
	CISS Cycling Road	5	-	-	1	-	-	-	-	-	-	-	-	6			
	INAS Cycling Road	1	-	-	2	-	-	-	-	-	1	-	-	4			
	CISS Mountain Bike	2	-	-	1	-	-	-	-	-	-	-	-	3			
	Para-Cycling	-	-	-	1	-	-	-	-	-	-	-	-	1			
Equestrian	Para-Equestrian**	48	-	4	45	-	-	-	-	-	-	-	-	93	4	4.3%	
Fencing	Wheelchair Fencing	73	-	1	70	-	-	2	-	-	3	-	-	148	1	0.7%	
Field Hockey	IWAS Powerchair Hockey	3	-	-	-	-	-	-	-	-	-	-	-	3	0	0%	
Football	CISS Football	30	-	-	5	-	-	1	-	-	1	-	-	37	47	0	0%
	INAS Futsal	6	-	-	-	-	-	-	-	-	-	-	-	6			
	INAS Football	4	-	-	-	-	-	-	-	-	-	-	-	4			
Football 5-a-Side	Para-Football 5-a-side	75	-	4	43	1	-	3	-	-	5	-	-	126	4	3.2%	
Football 7-a-Side	Para-Football 7-a-side	16	-	1	29	-	-	-	-	-	-	-	-	45	1	2.2%	
Goalball	-	130	-	4	59	1	-	3	-	-	2	-	-	194	4	2.1%	
Handball	CISS Handball	-	-	-	6	-	-	-	-	-	-	-	-	6	0	0%	
Ice Hockey	CISS Ice Hockey	4	-	-	3	-	-	-	-	-	-	-	-	7	0	0%	
Judo	Para-Judo**	128	1	4	102	1	1	3	-	-	10	-	-	243	252	5	2.0%
	CISS Judo	6	-	-	-	-	-	-	-	-	-	-	-	6			
	INAS Judo	-	-	-	2	-	-	-	-	-	1	-	-	3			
Karate	CISS Karate	4	-	-	-	-	-	-	-	-	-	-	-	4	0	0%	
Luge	Para-Luge	-	-	-	2	-	-	-	-	-	-	-	-	2	0	0%	
Para-Bowling	Para-Bowling	3	-	-	14	-	1	-	-	-	-	-	-	17	1	5.9%	
Sitting Volleyball (R)	Sitting Volleyball (R)	73	-	2	115	-	1	2	-	-	4	-	-	194	205	3	1.5%
ParaVolley	ParaVolley Sitting	7	-	-	4	-	-	-	-	-	-	-	11				
Powerlifting	IBSA Powerlifting	12	-	1	2	-	-	-	-	-	2	-	-	16	1	6.3%	
Rowing	Para-Rowing**	72	-	5	131	-	-	2	-	-	24	-	-	229	233	5	2.1%
	INAS Rowing	2	-	-	1	-	-	-	-	-	1	-	-	4			
Other Rugby	Wheelchair Rugby	81	-	-	76	-	1	4	-	-	4	-	-	165	1	0.6%	
Shooting	CISS Shooting	4	-	-	6	-	-	-	-	-	-	-	-	10	0	0%	
Showdown	-	4	-	-	-	-	-	-	-	-	-	-	-	4	0	0%	
Skiing	CISS Cross Country Skiing	12	-	-	13	-	-	-	-	-	-	-	-	25	64	1	1.6%
	CISS Alpine Skiing	6	-	1	14	-	-	-	-	-	-	-	-	20			
	CISS Snowboard	6	-	-	13	-	-	-	-	-	-	-	-	19			
Sport Climbing	Para-Climbing	7	-	-	-	-	-	-	-	-	-	-	-	7	0	0%	
Table Tennis	Para-Table Tennis**	78	1	2	111	-	1	4	-	-	5	-	-	198	216	3	1.4%
	INAS Table Tennis	5	-	-	11	-	-	-	-	-	-	-	-	16			
	CISS Table Tennis	2	-	-	-	-	-	-	-	-	-	-	-	2			

** Sports and disciplines under the governance of the respective ASOIF and ALOWF IFs.

Table 5: Total Samples Analyzed in Sports for Athletes with an Impairment (Urine and Blood) - continued

Sports	Disciplines	Urine						Blood						Sub Total	Total Samples	Total AAFs	% AAF			
		IC			OOC			IC			OOC									
		Samples	ATF	AAF	Samples	ATF	AAF	Samples	ATF	AAF	Samples	ATF	AAF							
Taekwondo	Para-Taekwondo-Kyorugi**	111	-	1	113	1	1	6	-	-	12	-	-	242	269	2	1%			
	Para-Taekwondo Poomsae**	-	-	-	17	-	-	-	-	-	-	-	-	17						
	CISS Taekwondo	4	-	-	6	-	-	-	-	-	-	-	-	10						
Tennis	Wheelchair Tennis**	124	-	3	190	-	-	2	-	-	111	-	-	427	437	3	0.7%			
	CISS Tennis	7	-	-	1	-	-	-	-	-	-	-	-	8						
	INAS Tennis	-	-	-	2	-	-	-	-	-	-	-	-	2						
Triathlon	Para-Triathlon**	119	-	1	131	-	1	4	-	-	27	-	-	-	281	2	0.7%			
Volleyball	CISS Beach Volleyball	1	-	-	5	-	-	1	-	-	-	-	-	7	11	0	0.0%			
	CISS Volleyball	4	-	-	-	-	-	-	-	-	-	-	-	4						
Wheelchair Sports	Slalom	-	-	-	1	-	-	-	-	-	-	-	-	-	1	0	0.0%			
Wrestling	CISS Greco-Roman Wrestling	3	-	-	5	-	-	-	-	-	-	-	-	8	9	0	0%			
	CISS Wrestling Freestyle	-	-	-	1	-	-	-	-	-	-	-	-	1						
Totals		2324	3	54	2,657	4	18	57	0	0	346	0	0	5,384	72	1.3%				

** Sports and disciplines under the governance of the respective ASOIF and ALOWF IFs.

Table 6: Total Samples Analyzed in IPC Sports/Disciplines (Urine and Blood)

Sports	Disciplines	Urine						Blood						Sub Total	Total per Sport	Total AAFs	% AAF
		IC			OOC			IC			OOC						
		Samples	ATF	AAF	Samples	ATF	AAF	Samples	ATF	AAF	Samples	ATF	AAF				
Para-Alpine Skiing	-	76	-	4	80	-	-	7	-	-	7	-	-	170	170	4	2.4%
	Running Sprints 400m or less All Classes	355	1	7	578	-	7	6	-	-	71	-	-	1010			
	Throws (R)	307	1	4	531	2	5	8	-	-	66	-	-	912			
	Running Middle Distance 800m - 1500m All Classes	123	-	-	235	-	3	3	-	-	26	-	-	387			
	Long Distance 3000m and greater	170	-	3	175	-	2	5	-	-	16	-	-	366			
	Jumping - All Classes	93	1	6	176	-	-	2	-	-	11	-	-	282			
Para-Athletics	Combined Events (R)	33	-	1	33	-	2	-	-	-	2	-	-	68			
	Standing Throws All Classes	2	-	-	11	-	-	-	-	-	-	-	-	13	3051	40	1.3%
	Running Endurance - greater than 1500m All Classes	2	-	-	4	-	-	-	-	-	-	-	-	6			
	Wheelchair Racing - All Distances All Classes	-	-	-	2	-	-	-	-	-	-	-	-	2			
	Seated Throws - Classes: F54-F57	-	-	-	1	-	-	-	-	-	-	-	-	1			
	Seated Throws - Classes: F31-F34/F51-F53	-	-	-	1	-	-	-	-	-	-	-	-	1			
Athletics	IPC Sprint 400m or less (R)	2	-	-	-	-	-	-	-	-	-	-	-	2			
	IPC Long Distance 3000m+ (R)	-	-	-	1	-	-	-	-	-	-	-	-	1			
Para-Biathlon	-	31	-	-	128	-	-	6	-	-	1	-	-	166	166	0	0%
Para-DanceSport	-	8	-	-	-	-	-	-	-	-	-	-	-	8	8	0	0%
Para-Ice Hockey	-	107	-	2	44	-	1	2	-	-	7	-	-	160	160	3	1.9%
Para-Cross Country Skiing (R)	Middle/Long Distance (R)	29	-	-	154	-	-	7	-	-	12	-	-	202			
	Sprint/Short Distance (R)	15	-	-	6	-	-	1	-	-	-	-	-	22			
	Para-Nordic Skiing	11	-	-	14	-	-	-	-	-	-	-	-	25	259	0	0%
Para-Nordic Skiing	Para-Cross Country Skiing Middle/Long Distance	3	-	-	5	-	-	-	-	-	1	-	-	9			
	Para-Cross Country Skiing Sprint/Short Distance	1	-	-	-	-	-	-	-	-	-	-	-	1			
Para-Powerlifting	-	502	7	21	524	-	6	65	-	-	118	-	-	1209			
Powerlifting	IPC Powerlifting (R)	-	-	-	1	-	-	-	-	-	-	-	-	1	1210	27	2.2%
Para-Snowboard	-	43	-	2	27	-	-	4	-	-	-	-	-	74	74	2	2.7%
	Sprint 100m or less (R)	435	-	5	585	1	3	18	-	-	29	-	-	1067			
	Middle Distance 200-400m (R)	175	-	4	207	-	2	9	-	-	17	-	-	408			
Para-Swimming	Long Distance 800m and greater (R)	13	-	-	10	-	-	-	-	-	-	-	-	23			
	Para-Swimming	5	-	-	5	-	-	-	-	-	-	-	-	10			
	Classes: S10/SB9/SM10 - S14/SB14	-	-	-	9	-	-	-	-	-	-	-	-	9	1542	14	1%
	Classes: S4/SB4/SM4 - S9/SB8/SM9	-	-	-	7	-	-	-	-	-	1	-	-	8			
	IPC Swimming (R)	5	-	-	1	-	-	-	-	-	-	-	-	6			
Aquatics	IPC Swimming Sprint 100m or less (R)	4	-	-	2	-	-	-	-	-	-	-	-	6			
	IPC Swimming Middle Distance 200-400m (R)	5	-	-	-	-	-	-	-	-	-	-	-	5			
Shooting Para Sport	-	111	-	1	54	-	2	-	-	-	-	-	-	165	165	3	2%
	Totals	2,666	10	60	3,611	3	33	143	-	-	385	-	-	6,805	93	1.4%	

Table 7: Total Samples Analyzed in Sports/Disciplines from Code Signatories (Urine and Blood)

Sports	Disciplines	Urine						Blood						Sub Total	Total Samples	Total AAFs	% AAF
		IC			OOC			IC			OOC						
		Samples	ATF	AAF	Samples	ATF	AAF	Samples	ATF	AAF	Samples	ATF	AAF				
Australian Rules Football	-	183	-	5	370	-	1	-	-	-	19	-	-	-	572	6	1%
Bowls	-	9	-	-	3	-	-	-	-	-	-	-	-	-	12	0	0%
Cheerleading	-	4	-	-	-	-	-	2	-	-	-	-	-	-	6	0	0%
Electronic Sports	e-sports	8	-	-	-	-	-	-	-	-	-	-	-	-	8	0	0%
Karate	Shinkyokushin WKO	16	-	-	-	-	-	-	-	-	-	-	-	-	16	0	0%
Kettlebell Lifting	-	113	-	9	6	-	-	2	-	-	1	-	-	-	122	9	7.4%
Kudo	-	4	-	-	2	-	-	-	-	-	-	-	-	-	6	0	0%
Kurash	-	36	-	5	5	-	-	-	-	-	-	-	-	-	41	5	12.2%
Poker	-	29	-	2	-	-	-	-	-	-	-	-	-	-	29	2	6.9%
Pole sports	-	6	1	-	-	-	-	-	-	-	-	-	-	-	6	0	0%
Rugby League	Rugby League	449	-	10	1123	2	7	-	-	-	159	-	-	1731	1,737	17	1.0%
	Rugby League IX	4	-	-	2	-	-	-	-	-	-	-	-	6			
Taekwondo	ITF Taekwondo	22	-	-	52	1	-	1	-	-	-	-	-	75	75	0	0%
Taekwondo - AUT	-	5	-	-	-	-	-	-	-	-	-	-	-	-	5	0	0%
Triathlon	Ironman	394	-	6	537	-	4	9	-	-	141	-	1	1081	1,081	11	1.0%
	Totals	1,282	1	37	2,100	3	12	14	-	-	320	-	1		3,716	50	1.35%

Table 7: Total Samples Analyzed in Sports/Disciplines from Code Signatories - Military Sports (Urine and Blood)

Sports	Disciplines	Urine						Blood						Sub Total	Total Samples	Total AAFs	% AAF	
		IC Samples	ATF	AAF	OOC Samples	ATF	AAF	IC Samples	ATF	AAF	OOC Samples	ATF	AAF					
Air Sports	Military Parachuting	9	-	-	109	-	12	-	-	-	-	-	-	-	-	118	12	10.2%
	Military Swimming Sprint 100m or less	42	-	-	15	-	-	1	-	-	-	-	-	-	58			
	Military Swimming Middle Distance 200-400m	31	-	-	22	-	0	2	-	-	2	-	-	-	57			
Aquatics	Military Swimming	16	-	-	4	-	-	2	-	-	-	-	-	22	159	0	0%	
	Military Diving	12	-	-	1	-	0	-	-	-	-	-	-	13				
	Military Swimming Long Distance 800m or greater	7	-	-	2	-	-	-	-	-	-	-	-	9				
Archery	Military Archery	10	-	-	10	-	-	-	-	-	-	-	-	20	20	0	0%	
	Military Sprint 400m or less	30	-	1	11	-	-	-	-	-	1	1	-	42				
	Military Long Distance 3000m or greater	27	-	-	14	-	-	-	-	-	-	-	-	41				
Athletics	Military Throws	16	-	-	14	-	-	2	-	-	2	-	-	34	153	1	0.7%	
	Military Jumps	8	-	-	11	-	-	1	-	-	-	-	-	20				
	Military Middle Distance 800-1500m	6	-	-	8	-	-	-	-	-	1	-	-	15				
	Military Marathon Track and Field	-	-	-	1	-	-	-	-	-	-	-	-	1				
Badminton	Military Badminton	8	-	-	1	-	-	-	-	-	-	-	-	9	9	0	0%	
Basketball	Military Basketball	11	-	-	36	-	-	1	-	-	-	-	-	48	48	0	0%	
Boxing	Military Boxing	15	-	-	21	-	-	2	-	-	1	-	-	39	39	0	0%	
	Military Road	14	-	-	4	-	-	1	-	-	-	-	-	19				
Cycling	Military Track Sprint	1	-	-	-	-	-	-	-	-	-	-	-	1	21	0	0%	
	Military Track Endurance	-	-	-	1	-	-	-	-	-	-	-	-	1				
Equestrian	Military Jumping	4	-	-	-	-	-	-	-	-	-	-	-	4	4	0	0%	
Fencing	Military Fencing	12	-	-	2	-	-	-	-	-	-	-	-	14	14	0	0%	
Football	Military Football	11	-	-	29	-	-	1	-	-	-	-	-	41	41	0	0%	
Golf	Military Golf	6	-	-	1	-	-	-	-	-	-	-	-	7	7	0	0%	
Judo	Military Judo	16	-	-	20	-	-	2	-	-	-	-	-	38	38	0	0%	
Lifesaving	Military Lifesaving	23	-	-	9	-	-	-	-	-	-	-	-	32	32	0	0%	
Orienteering	Military Orienteering	18	-	-	18	-	-	-	-	-	-	-	-	36	36	0	0%	
Sailing	Military Sailing	6	-	-	8	-	-	-	-	-	-	-	-	14	14	0	0%	
Shooting	Military Shooting	30	-	-	31	-	-	-	-	-	-	-	-	61	61	0	0%	
	Military Speed Skating 1500m or less	3	-	-	4	-	-	-	-	-	-	-	-	7				
Skating	Military Speed Skating greater than 1500m	1	-	-	2	-	-	-	-	-	-	-	-	3	10	0	0%	
Table Tennis	Military Table Tennis	6	-	-	1	-	-	-	-	-	-	-	-	7	7	0	0%	
	Military Taekwondo Sparring	19	-	-	22	-	-	-	-	-	-	-	-	41				
Taekwondo	Military Taekwondo	-	-	-	6	-	1	-	-	-	-	-	-	6	47	1	2.1%	
Triathlon	Military Triathlon	10	-	-	17	-	-	1	-	-	1	-	-	29	29	0	0%	
	Military Volleyball	8	-	-	38	1	-	-	-	-	-	-	-	46				
Volleyball	Military Beach Volleyball	8	-	-	18	-	-	-	-	-	-	-	-	26	72	0	0%	
Wrestling	Military Wrestling	18	-	-	22	-	-	1	-	-	-	-	-	41	41	0	0%	
	Totals	462	-	1	533	1	13	17	-	-	8	1	-	1,020	14	1.37%		

Table 7: Total Samples Analyzed in Sports/Disciplines from Code Signatories - University Sports (Urine and Blood)

Sports	Disciplines	Urine						Blood						Sub Total	Total Samples	Total AAFs	% AAF
		IC			OOC			IC			OOC						
		Samples	ATF	AAF	Samples	ATF	AAF	Samples	ATF	AAF	Samples	ATF	AAF				
American Football	University	137	-	9	134	-	3	16	-	-	17	-	-	-	304	12	4%
	University Swimming Sprint 100m or less	76	-	-	2	-	-	3	-	-	-	-	-	81			
	University Swimming Middle Distance 200-400m	67	-	1	9	-	-	3	-	-	-	-	-	79			
	University Diving	32	-	-	12	-	-	1	-	-	-	-	-	45			
Aquatics	University Water Polo	4	-	-	14	-	-	-	-	-	-	-	-	18	244	1	0%
	University Swimming Long Distance 800m or greater	12	-	-	1	-	-	-	-	-	-	-	-	13			
	University Synchronised Swimming	6	-	-	-	-	-	-	-	-	-	-	-	6			
	University Open Water	-	-	-	2	-	-	-	-	-	-	-	-	2			
Archery	University	20	-	-	4	-	-	-	-	-	-	-	-	24	24	0	0%
	University Long Distance 3000m or greater	54	-	-	13	-	-	6	-	-	-	-	-	73			
	University Sprint 400m or less	57	-	-	8	-	-	1	-	-	-	-	-	66			
Athletics	University Jumps	31	-	1	7	-	-	1	-	-	-	-	-	39	242	2	0.8%
	University Throws	28	-	1	4	-	-	-	-	-	-	-	-	32			
	University Middle Distance 800-1500m	20	-	-	2	-	-	-	-	-	-	-	-	22			
	University Combined Events	9	-	-	1	-	-	-	-	-	-	-	-	10			
Bandy	University Bandy	12	-	-	1	-	-	1	-	-	-	-	-	14	14	0	0%
Basketball	University	32	-	-	24	1	-	-	-	-	-	-	-	56	56	0	0%
Biathlon	University	30	-	-	3	-	-	1	-	-	1	-	-	35	35	0	0%
Boxing	University	1	-	-	-	-	-	-	-	-	-	-	-	1	1	0	0%
Canoe/Kayak	University Long Distance 1000m	-	-	-	2	-	-	-	-	-	1	-	-	3	3	0	0%
Curling	University	4	-	-	10	1	-	-	-	-	-	-	-	14	14	0	0%
Cycling	University Mountain Bike	4	-	-	2	-	-	-	-	-	-	-	-	6	6	0	0%
	University Epee	8	-	-	14	-	-	-	-	-	-	-	-	22			
Fencing	University Foil	9	-	-	3	-	-	-	-	-	-	-	-	12	44	0	0%
	University Sabre	8	-	-	2	-	-	-	-	-	-	-	-	10			
Field Hockey	University	2	-	-	-	-	-	-	-	-	-	-	-	-	2	0	0%
Football	University	36	-	-	26	-	-	-	-	-	-	-	-	62	62	0	0%
Gymnastics	University Artistic	36	-	-	-	-	-	3	-	-	-	-	-	39	52	0	0%
	University Rhythmic	12	-	-	1	-	-	-	-	-	-	-	-	13			
Ice Hockey	University	67	-	2	33	-	2	1	-	-	1	-	-	-	102	4	3.9%
Judo	University	36	-	-	-	-	-	1	-	-	-	-	-	37	37	0	0%
Orienteering	University	16	-	-	1	-	-	-	-	-	1	-	-	18	18	0	0%
Roller Sports	University Inline Speed Skating Sprint 1000m or less	-	-	-	1	-	-	-	-	-	-	-	-	-	1	0	0%
Rowing	University	2	-	-	-	-	-	-	-	-	-	-	-	-	2	0	0%
Rugby	University Sevens	28	-	-	-	-	-	-	-	-	-	-	-	-	28	0	0%
Sailing	University	2	-	-	5	-	-	-	-	-	-	-	-	7	7	0	0%

Table 7: Total Samples Analyzed in Sports/Disciplines from Code Signatories (Urine and Blood) (cont'd)

Sports	Disciplines	Urine						Blood						Sub Total	Total Samples	Total AAFs	% AAF
		IC			OOC			IC			OOC						
		Samples	ATF	AAF	Samples	ATF	AAF	Samples	ATF	AAF	Samples	ATF	AAF				
Shooting	University	28	-	-	11	-	-	-	-	-	-	-	-	39	39	0	0%
	University Short Track	16	-	-	14	-	-	2	-	-	8	-	-	40			
Skating	University Figure Skating	11	-	1	7	-	-	-	-	-	2	-	-	20	63	1	1.6%
	University Synchronised Skating	3	-	-	-	-	-	-	-	-	-	-	-	3			
	University Cross Country	36	-	-	13	-	-	-	-	-	6	-	-	55			
Skiing	University Freestyle Skiing	25	-	-	10	-	-	1	-	-	-	-	-	36	158	0	0%
	University Snowboard	20	-	-	14	-	-	1	-	-	-	-	-	35			
	University Alpine Skiing	19	-	-	12	-	-	-	-	-	1	-	-	32			
Table Tennis	University	14	-	-	8	-	-	-	-	-	-	-	-	-	22	0	0%
	University Sparring	38	-	-	11	-	-	-	-	-	-	-	-	49	59	0	0%
Taekwondo	University Poomsae	4	-	-	6	-	-	-	-	-	-	-	-	10			
Tennis	University	12	-	-	4	-	-	1	-	-	-	-	-	17	17	0	0%
Triathlon	University	-	-	-	1	-	-	-	-	-	-	-	-	1	1	0	0%
Volleyball	University Volleyball	6	-	-	24	-	-	-	-	-	-	-	-	30	30	0	0%
Wrestling	University	30	-	3	2	-	-	-	-	-	-	-	-	32	32	3	9.4%
Totals		1,160	-	18	478	2	5	43	-	-	38	-	-	1,719	23	1.34%	

Table 8: Total Samples Analyzed in Other Sports/Disciplines - Non-Code Signatories (Urine and Blood)

Sports	Disciplines	Urine						Blood						Sub Total	Total Samples	Total AAFs	% AAF
		IC	ATF	AAF	IC	ATF	AAF	IC	ATF	AAF	IC	ATF	AAF				
Aesthetic Group Gymnastics	-	6	-	-	-	-	-	-	-	-	-	-	-	-	6	0	0%
American Football	-	16	-	-	-	-	-	-	-	-	-	-	-	16	0	0%	
Aquatics	Water Polo	74	-	-	-	-	-	-	-	-	-	-	-	74	162	0	0.0%
	Free Diving	42	-	-	1	-	-	-	-	-	-	-	-	43			
	Open Water	16	-	-	-	-	-	-	-	-	-	-	-	16			
	Swimming	12	-	-	-	-	-	-	-	-	-	-	-	12			
	Swimming Middle Distance 200-400m	8	-	-	-	-	-	-	-	-	-	-	-	8			
	Swimming Sprint 100m or less	5	-	-	-	-	-	-	-	-	-	-	-	5			
	Artistic Swimming	4	-	-	-	-	-	-	-	-	-	-	-	4			
Archery	-	4	-	-	-	-	-	-	-	-	-	-	-	4	0	0%	
Athletics	Marathon	54	-	-	-	-	-	-	-	-	-	-	-	54	234	6	2.6%
	Half Marathon	52	-	-	-	-	-	-	-	-	-	-	-	52			
	College Cross Country	28	-	-	6	-	-	1	-	-	-	-	-	35			
	Long Distance 3000m or greater	32	-	6	-	-	-	-	-	-	-	-	-	32			
	Cross Country	16	-	-	-	-	-	-	-	-	-	-	-	16			
	Throws	12	-	-	-	-	-	-	-	-	-	-	-	12			
	WMA Masters Athletics	10	-	-	-	-	-	-	-	-	-	-	-	10			
	Mountain Running	8	-	-	-	-	-	-	-	-	-	-	-	8			
	Road Running	7	-	-	-	-	-	-	-	-	-	-	-	7			
	Sprint 400m or less	4	-	-	-	-	-	-	-	-	-	-	-	4			
	Athletics	4	-	-	-	-	-	-	-	-	-	-	-	4			
Automobile Sports	Sprintcar	4	-	-	-	-	-	-	-	-	-	-	-	4	0	0%	
Badminton	College	2	-	-	-	-	-	-	-	-	-	-	-	2	0	0%	
Balle au Tambourin	-	4	-	-	-	-	-	-	-	-	-	-	-	4	0	0%	
Baseball	Professional Baseball	429	-	4	46	-	-	23	-	-	4	-	-	502	585	5	0.9%
	Baseball	44	-	1	4	1	-	-	-	-	-	-	-	48			
	Pesäpallo	18	-	-	6	-	-	-	-	-	2	-	-	26			
	Rubber Baseball	8	-	-	1	-	-	-	-	-	-	-	-	9			
Basketball	Professional Basketball	166	-	-	48	-	-	7	-	-	8	-	-	229	306	1	0%
	Basketball	55	-	1	-	-	-	-	-	-	-	-	-	55			
	College	18	-	-	4	-	-	-	-	-	-	-	-	22			
Basque Sports	Basque Sports	12	-	-	-	-	-	-	-	-	-	-	-	12	45	1	2.2%
	Sokatira	9	-	-	-	-	-	-	-	-	-	-	-	9			
	Aizkolaritza	7	-	-	-	-	-	-	-	-	-	-	-	7			
	Harri jasotzea	6	-	-	-	-	-	-	-	-	-	-	-	6			
	Giza-abere probak	3	-	-	-	-	-	-	-	-	-	-	-	3			
	Txinga-eroatea	2	-	-	-	-	-	-	-	-	-	-	-	2			
	Txinga eramatea	2	-	1	-	-	-	-	-	-	-	-	-	2			
	Sega	2	-	-	-	-	-	-	-	-	-	-	-	2			
Aizkora-korrika	2	-	-	-	-	-	-	-	-	-	-	-	2				

Table 8: Total Samples Analyzed in Other Sports/Disciplines - Non-Code Signatories (Urine and Blood) - continued

Sports	Disciplines	Urine						Blood						Sub Total	Total Samples	Total AAFs	% AAF
		IC	ATF	AAF	IC	ATF	AAF	IC	ATF	AAF	IC	ATF	AAF				
Beach Tennis	-	27	-	-	2	-	-	2	-	-	-	-	-	-	31	0	0%
Billiards Sports	Snooker	16	-	-	-	-	-	-	-	-	-	-	-	16	0	0%	
Bodybuilding	INBA Natural Bodybuilding	144	1	2	18	-	-	4	-	-	2	-	-	168	347	15	4.3%
	WNBF Natural Bodybuilding	79	-	1	24	-	1	-	-	1	-	-	104				
	CrossFit	24	-	2	-	-	-	8	-	-	-	-	-	32			
	Physique Sports	17	-	5	10	-	2	-	-	1	-	-	28				
	Fitness	6	-	2	-	-	-	-	-	-	-	-	6				
	IDFA Bodybuilding	1	-	-	4	-	-	-	-	-	-	-	5				
	Bodybuilding	4	-	-	-	-	-	-	-	-	-	-	4				
Boxing	BBBOC professional boxing	200	-	3	129	-	2	25	-	-	24	-	-	378	811	27	3.3%
	Professional Boxing	135	-	4	31	-	-	-	-	1	-	-	167				
	Boxing	82	-	6	2	-	-	-	-	-	-	-	84				
	WBC Professional Boxing	65	-	4	-	-	-	-	-	-	-	-	65				
	WBA Professional Boxing	43	-	2	-	-	-	-	-	-	-	-	43				
	WBO Professional Boxing	27	-	3	-	-	-	-	-	-	-	-	27				
	IBO Professional Boxing	21	1	3	-	-	-	-	-	-	-	-	21				
	FVA Professional Boxing	17	-	-	-	-	-	-	-	-	-	-	17				
WBFB Professional Boxing	9	-	-	-	-	-	-	-	-	-	-	9					
Broomball	-	4	-	1	-	-	-	-	-	-	-	-	4	1	25.0%		
Budo	-	20	-	-	28	1	-	-	-	-	-	-	48	0	0%		
Canoe/Kayak	Canoe Kayak	8	-	-	-	-	-	-	-	-	-	-	8	20	0	0%	
	Canoe Slalom	8	-	-	-	-	-	-	-	-	-	-	8				
	Sprint 200m	4	-	-	-	-	-	-	-	-	-	-	4				
Chin-up	Weighted Chin-Up	3	-	-	2	-	-	1	-	-	2	-	-	8	14	0	0%
	Chin-Up Repetitions	4	-	-	1	-	-	-	-	1	-	-	6				
Clay Target Shooting	-	3	-	-	1	-	-	-	-	-	-	-	-	4	0	0%	
Combat Sports	-	4	-	-	4	-	-	-	-	-	-	-	-	8	0	0%	
Company Sports	-	4	-	-	-	-	-	-	-	-	-	-	-	4	0	0%	
Crossbow	-	9	-	-	-	-	-	-	-	-	-	-	-	9	0	0%	
Cycling	Road	143	-	10	-	-	-	-	-	-	-	-	143	188	10	5%	
	Cycling	36	-	-	-	-	-	-	-	-	-	-	36				
	Mountain Bike	9	-	-	-	-	-	-	-	-	-	-	9				
DanceSport	WDC DanceSport	4	-	1	-	-	-	-	-	-	-	-	4	1	25.0%		
Fencing	Fencing	12	-	-	-	-	-	-	-	-	-	-	12	16	0	0%	
	Sabre	4	-	-	-	-	-	-	-	-	-	-	4				
Field Hockey	-	4	-	-	-	-	-	-	-	-	-	-	4	4	0	0.0%	
Firefighting and Rescuing	-	32	-	1	12	-	-	-	-	-	-	-	-	44	1	2.3%	
Football	Football	104	-	1	-	-	-	-	-	-	-	-	104	185	2	1%	
	Futsal	52	-	1	-	-	-	-	-	-	-	-	52				
	College	25	-	-	4	-	-	-	-	-	-	-	29				

Table 8: Total Samples Analyzed in Other Sports/Disciplines - Non-Code Signatories (Urine and Blood) - continued

Sports	Disciplines	Urine						Blood						Sub Total	Total Samples	Total AAFs	% AAF
		IC Samples	ATF	AAF	OOO Samples	ATF	AAF	IC Samples	ATF	AAF	OOO Samples	ATF	AAF				
French Boxing	-	4	-	-	-	-	-	-	-	-	-	-	-	-	4	0	0%
Friskis & Sveltis	-	-	-	-	75	-	1	-	-	-	-	-	-	-	75	1	1.3%
Functional Fitness	-	33	-	1	1	-	-	-	-	-	1	-	-	-	35	1	2.9%
Gaelic Games	Football	25	-	-	45	-	-	-	-	-	17	-	-	87	152	0	0%
	Hurling	16	-	-	29	-	-	-	-	-	6	-	-	51			
	Ladies Gaelic Football	6	-	-	3	-	-	-	-	-	-	-	-	9			
	Camogie	4	-	-	-	-	-	-	-	-	-	-	-	4			
	Gaelic Games	1	-	-	-	-	-	-	-	-	-	-	-	1			
Golf	Professional Golf	173	-	-	53	-	-	-	-	-	4	-	-	230	232	1	0.4%
	College	2	-	1	-	-	-	-	-	-	-	-	-	2			
Handball	Indoor	26	-	-	-	-	-	-	-	-	-	-	-	-	26	0	0%
Heavy Athletics	-	2	-	-	-	-	-	-	-	-	-	-	-	-	2	0	0%
Heavy Events	Strongest man	11	-	-	8	-	-	1	-	-	3	-	-	23	42	0	0%
	Strongest Women	7	-	-	3	-	-	-	-	-	1	-	-	11			
	Gripevents	3	-	-	1	-	-	-	-	-	1	-	-	5			
	Pole dance	3	-	-	-	-	-	-	-	-	-	-	-	3			
Highland Games	-	6	-	-	-	-	-	-	-	-	-	-	-	6	0	0%	
Hornuss	-	4	-	-	-	-	-	-	-	-	-	-	-	4	0	0%	
Horse Racing	-	390	-	4	-	-	-	-	-	-	-	-	-	390	4	1.0%	
Ice Hockey	National Icehockey League	4	-	-	12	-	-	-	-	-	-	-	-	16	29	0	0%
	Ice Hockey	13	-	-	-	-	-	-	-	-	-	-	-	13			
Jet-Ski	-	7	-	-	-	-	-	-	-	-	-	-	-	7	0	0%	
Jiu-Jitsu	-	31	-	1	23	-	-	4	-	-	2	-	-	60	1	1.7%	
Judo	-	53	-	1	3	-	-	1	-	-	-	-	-	57	1	2%	
Ju-Jitsu	-	8	-	-	-	-	-	-	-	-	-	-	-	8	0	0.0%	
Kabaddi	Kabaddi	88	-	1	48	-	1	2	-	-	3	-	-	141	143	2	1.4%
	Indoor	2	-	-	-	-	-	-	-	-	-	-	-	2			
Karate	Kyokushin KWU	61	1	4	-	-	-	-	-	-	-	-	-	61	131	4	3.1%
	Karate	37	-	-	-	-	-	-	-	-	-	-	-	37			
	Kyokushin	32	-	-	1	-	-	-	-	-	-	-	-	33			
Kempo	-	3	-	-	6	-	-	-	-	-	1	-	-	10	0	0.0%	
Kho Kho	-	10	-	-	6	-	-	2	-	-	-	-	-	18	0	0%	
Kickboxing	IKF-Kickboxing	6	-	-	-	-	-	-	-	-	-	-	-	6	0	0%	
Longue Paume	-	5	-	-	-	-	-	-	-	-	-	-	-	5	0	0%	
Military Sport Pentathlon	Military Pentathlon	16	-	-	32	-	-	1	-	-	-	-	-	49	105	0	0%
	Naval Pentathlon	13	-	-	17	-	-	1	-	-	-	-	-	31			
	Military Modern Pentathlon	13	-	-	10	-	-	2	-	-	-	-	-	25			
Mixed Martial Arts	-	546	3	26	3518	14	88	27	-	-	177	2	-	4268	114	2.7%	
Modern Pentathlon	-	7	-	-	4	-	-	-	-	-	-	-	-	11	0	0%	

Table 8: Total Samples Analyzed in Other Sports/Disciplines - Non-Code Signatories (Urine and Blood) - continued

Sports	Disciplines	Urine						Blood						Sub Total	Total Samples	Total AAFs	% AAF
		IC Samples	ATF	AAF	OOC Samples	ATF	AAF	IC Samples	ATF	AAF	OOC Samples	ATF	AAF				
Motoball	-	6	-	-	-	-	-	-	-	-	-	-	-	-	6	0	0%
Multifunctional Training	-	4	-	-	-	-	-	-	-	-	-	-	-	-	4	0	0%
Padel	-	6	-	1	-	-	-	-	-	-	-	-	-	-	6	1	16.7%
Pencak Silat	-	4	-	-	44	-	-	1	-	-	-	-	-	-	49	0	0%
Power Press	-	14	-	-	11	-	-	2	-	-	5	-	-	-	32	0	0%
Powerlifting	Powerlifting	72	-	2	6	-	-	-	-	-	-	-	-	78	135	2	1%
	WDFPF Powerlifting	48	-	-	7	-	-	-	-	-	-	-	-	55			
	WPC Powerlifting	-	-	-	2	-	-	-	-	-	-	-	-	2			
Qazaq Kuresi	-	24	-	-	-	-	-	-	-	-	-	-	-	24	0	0%	
Rafting	-	6	-	-	-	-	-	-	-	-	-	-	-	6	0	0%	
Ringette	-	8	-	-	10	-	-	-	-	-	-	-	-	18	0	0%	
Rope Skipping	-	6	-	-	1	-	-	-	-	-	-	-	-	7	0	0%	
Rowing	Rowing	56	-	1	-	-	-	-	-	-	-	-	-	56	1	2%	
	Fifteens	245	1	2	-	-	-	-	-	-	-	-	245	264	2	0.8%	
Rugby	Rugby	19	-	-	-	-	-	-	-	-	-	-	19				
Sailing	Para-Sailing	3	-	-	-	-	-	-	-	-	-	-	-	3	0	0%	
School Sports	Athletics Sprint 400m or less	65	-	-	1	-	-	-	-	-	-	-	-	66	184	2	1.1%
	Athletics Middle Distance 800-1500m	26	-	-	-	-	-	5	-	-	-	-	-	31			
	Swimming Sprint 100m or less	11	-	-	4	-	-	4	-	-	-	-	-	19			
	Athletics Jumps	17	-	-	-	-	-	-	-	-	-	-	-	17			
	Athletics Throws	17	-	2	-	-	-	-	-	-	-	-	-	17			
	Athletics Long distance 3000m or greater	10	-	-	-	-	-	3	-	-	-	-	-	13			
	Athletics Combined Events	5	-	-	-	-	-	2	-	-	-	-	-	7			
	Swimming Middle Distance 200-400m	3	-	-	1	-	-	-	-	-	-	-	-	4			
	Football	3	-	-	-	-	-	-	-	-	-	-	-	3			
	Badminton	3	-	-	-	-	-	-	-	-	-	-	-	3			
	Volleyball	2	-	-	-	-	-	-	-	-	-	-	-	2			
	Basketball	1	-	-	-	-	-	-	-	-	-	-	-	1			
	Swimming Long Distance 800m or greater	1	-	-	-	-	-	-	-	-	-	-	-	1			
Shooting	Ball-Trap	-	-	-	6	-	-	-	-	-	-	-	-	6	0	0%	
Skating	Figure Skating	4	-	-	-	-	-	-	-	-	-	-	-	4	0	0%	
Skiing	Cross-Country	34	-	1	-	-	-	-	-	-	-	-	34	50	1	2%	
	Alpine	16	-	-	-	-	-	-	-	-	-	-	16				
Softball	-	8	-	-	-	-	-	-	-	-	-	-	-	8	0	0%	
Speleology	-	-	-	-	2	-	-	-	-	-	-	-	-	2	0	0%	
Sport Climbing	Boulder	8	-	-	-	-	-	-	-	-	-	-	-	8	0	0%	
Street and Ball Hockey	-	7	-	-	-	-	-	-	-	-	-	-	-	7	0	0%	
Strongman	-	3	-	-	-	-	-	-	-	-	-	-	-	3	0	0%	
Swiss National Gymnastics	Stone Throwing	-	-	-	1	-	-	-	-	-	-	-	-	1	0	0%	

Table 8: Total Samples Analyzed in Other Sports/Disciplines - Non-Code Signatories (Urine and Blood) - continued

Sports	Disciplines	Urine						Blood						Sub Total	Total Samples	Total AAFs	% AAF
		IC Samples	ATF	AAF	OOC Samples	ATF	AAF	IC Samples	ATF	AAF	OOC Samples	ATF	AAF				
Table Tennis	-	6	-	-	-	-	-	1	-	-	-	-	-	-	7	0	0%
Taekwondo	Taekwondo	4	-	-	-	-	-	-	-	-	-	-	-	4	8	0	0%
	Sparring	4	-	-	-	-	-	-	-	-	-	-	-	4			
Tchoukball	-	2	-	-	-	-	-	-	-	-	-	-	-	2	0	0%	
Tennis	Tennis	5	-	-	-	-	-	-	-	-	-	-	-	5	8	0	0%
	Football Tennis	-	-	-	3	-	-	-	-	-	-	-	-	3			
Touch Football	-	8	-	-	1	-	-	-	-	-	-	-	-	9	0	0%	
Traditional Archery	-	18	-	1	-	-	-	-	-	-	-	-	-	18	1	5.6%	
Traditional Karate	-	2	-	-	2	-	-	2	-	-	2	-	-	8	0	0%	
Traditional Martial Arts	-	1	-	-	-	-	-	-	-	-	-	-	-	1	0	0%	
Triathlon	-	52	-	1	-	-	-	-	-	-	-	-	-	52	1	2%	
Ultra Triathlon	-	4	-	-	-	-	-	-	-	-	-	-	-	4	0	0%	
Underwater Sports	-	3	-	-	-	-	-	-	-	-	-	-	-	3	0	0%	
VA'A	Outrigger (Sprint)	30	-	1	1	-	-	-	-	-	-	-	-	31	1	3.2%	
Volleyball	Professional Volleyball	131	-	4	34	-	-	3	-	-	3	-	-	171	243	6	2.5%
	Volleyball	53	-	1	3	-	-	1	-	-	-	-	-	57			
	College	12	-	1	2	-	-	-	-	-	-	-	-	14			
	WVBF Volleyball	-	-	-	1	-	-	-	-	-	-	-	-	1			
Wrestling	Swiss Wrestling	23	-	-	20	-	-	-	-	-	-	-	-	43	77	4	5%
	Wrestling	16	-	3	-	-	-	-	-	-	-	-	-	16			
	Ssireum	8	-	-	-	-	-	1	-	-	-	-	-	9			
	Grappling	5	-	-	-	-	-	-	-	-	-	-	-	5			
	Greco-Roman	4	-	1	-	-	-	-	-	-	-	-	-	4			
Wushu	Sanda	5	-	1	-	-	-	-	-	-	-	-	-	5	9	1	11%
	Wushu	3	-	-	-	-	-	-	-	-	-	-	-	3			
	University Sanda	-	-	-	1	-	-	-	-	-	-	-	-	1			
Totals		5,455	7	127	4,450	16	95	137	-	-	272	2	-	10,314	222	2.15%	

Table 9: GC/C/IRMS Tests Conducted in ASOIF Sport/Disciplines for Markers of the Steroid Profile (Urine)

Sports	Disciplines	GC/C/IRMS				sub total	Total Samples	Total AAFs	% AAF
		IC Samples	AAF	OOB Samples	AAF				
Aquatics	Swimming Middle Distance 200-400m	15	1	43	-	58	202	2	1.0%
	Swimming Sprint 100m or less	23	1	34	-	57			
	Water Polo	17	-	20	-	37			
	Open Water	11	-	9	-	20			
	Diving	8	-	9	-	17			
	Swimming Long Distance 800m or greater	4	-	4	-	8			
	Artistic Swimming	1	-	4	-	5			
Archery	Archery	3	-	-	-	3	7	0	0%
	Recurve	1	-	2	-	3			
	Compound	1	-	-	-	1			
Athletics	Sprint 400m or less	94	3	181	3	275	816	18	2%
	Long Distance 3000m or greater	147	6	74	1	221			
	Throws	61	2	64	-	125			
	Jumps	46	1	47	1	93			
	Middle Distance 800-1500m	38	1	31	-	69			
	Combined Events	13	-	10	-	23			
	Athletics	2	-	1	-	3			
	Road Running	2	-	-	-	2			
	Mountain Running	2	-	-	-	2			
	High Jump (R)	1	-	-	-	1			
	Half Marathon	1	-	-	-	1			
Marathon	1	-	-	-	1				
Badminton	-	12	-	12	-	-	24	0	0%
Basketball	Basketball	52	-	35	1	90	95	1	1%
	3 on 3	2	-	6	-	8			
Boxing	-	28	2	33	-	-	61	2	3%
Canoe/Kayak	Middle Distance 500m	5	-	17	-	22	73	1	1%
	Canoe Slalom	5	-	11	-	16			
	Long Distance 1000m	6	-	10	-	16			
	Sprint 200m	4	1	11	-	15			
	Canoe Polo	1	-	2	-	3			
	Marathon	1	-	-	-	1			
Cycling	Road	238	15	115	3	353	547	22	4%
	Track Sprint	43	1	11	-	54			
	Track Endurance	28	-	13	-	41			
	BMX	19	1	20	-	39			
	Mountain Bike	30	-	5	-	35			
	Cyclo-Cross	17	2	3	-	20			
	Track	3	-	-	-	3			
	Mountain Bike - Cross Country	2	-	-	-	2			
Equestrian	Jumping	5	-	3	-	8	12	0	0%
	Eventing	1	-	3	-	4			
Fencing	Epee	5	-	11	-	16	41	0	0%
	Foil	9	-	4	-	13			
	Sabre	8	-	4	-	12			
Field Hockey	Field Hockey	12	-	8	-	20	21	0	0%
	Indoor	1	-	-	-	1			

Table 9: GC/C/IRMS Tests Conducted in ASOIF Sport/Disciplines for Markers of the Steroid Profile (Urine)

Sports	Disciplines	GC/C/IRMS				sub total	Total Samples	Total AAFs	% AAF
		IC Samples	AAF	OOB Samples	AAF				
Football	Football	401	3	157	1	558	583	4	0.7%
	Futsal	15	-	1	-	16			
	Beach Football	8	-	1	-	9			
Golf	-	5	-	1	-	-	6	0	0%
Gymnastics	Artistic	9	-	10	-	19	31	0	0%
	Rhythmic	3	-	2	-	5			
	Trampoline	-	-	3	-	3			
	Aerobic	2	-	1	-	3			
	Acrobatic	1	-	-	-	1			
Handball	Indoor	52	1	23	-	75	79	1	1%
	Beach	2	-	2	-	4			
Judo	-	44	-	43	1	-	87	1	1%
Modern Pentathlon	-	6	-	6	-	-	12	0	0%
Rowing	-	23	-	47	-	-	70	0	0%
Rugby Union	Fifteens	52	5	55	-	107	129	6	5%
	Sevens	15	1	7	-	22			
Sailing	Sailing	3	1	7	-	10	12	1	8%
	470 crew	-	-	1	-	1			
	RS:X	-	-	1	-	1			
Shooting	Shooting	3	-	5	-	8	20	0	0%
	Shotgun	5	-	-	-	5			
	Pistol	5	-	-	-	5			
	Rifle	2	-	-	-	2			
Table Tennis	-	5	-	7	-	-	12	0	0%
Taekwondo	Sparring	23	-	12	-	35	36	0	0%
	Poomsae	-	-	1	-	1			
Tennis	-	55	1	24	-	-	79	1	1%
Triathlon	Triathlon	57	4	12	-	69	79	4	5%
	Duathlon	4	-	1	-	5			
	Cross Triathlon	2	-	-	-	2			
	Long Distance	2	-	-	-	2			
	Aquathlon	-	-	1	-	1			
Volleyball	Volleyball	33	-	15	-	48	57	0	0%
	Beach	6	-	3	-	9			
Weightlifting	-	272	21	220	4	-	492	25	5%
Wrestling	Wrestling	18	-	20	1	38	111	5	5%
	Greco-Roman	16	2	12	-	28			
	Freestyle	16	1	8	-	24			
	Women's Freestyle	4	-	5	-	9			
	Traditional Wrestling	6	1	1	-	7			
	Beach Wrestling	5	-	-	-	5			
Totals		2,209	78	1,585	16		3,794	94	2.5%

Table 10: GC/C/IRMS Tests Conducted in ASOIF Sport/Disciplines for Other Targets (Urine)

19-norandrosterone

Sports	Disciplines	GC/C/IRMS				sub total	Total Samples	Total AAFs	% AAF
		IC Samples	AAF	OOB Samples	AAF				
Athletics	Jumps	-	-	1	-	1	14	8	57%
	Long Distance 3000m or greater	8	6	2	2	10			
	Middle Distance 800-1500m	1	-	-	-	1			
	Sprint 400m or less	1	-	-	-	1			
	Throws	1	-	-	-	1			
Basketball	-	-	-	1	-	-	1	0	0%
Boxing	-	-	-	1	-	-	1	0	0%
Cycling	Road	2	-	-	-	-	2	0	0%
Fencing	Foil	1	-	-	-	-	1	0	0%
Football	-	14	-	-	-	-	14	0	0%
Gymnastics	Trampoline	-	-	1	-	-	1	0	0%
Handball	Indoor	1	1	-	-	-	1	1	100%
Rowing	-	1	1	-	-	-	1	1	100%
Rugby Union	Fifteens	4	1	4	3	-	8	4	50%
Shooting	Rifle	1	1	-	-	-	1	1	100%
Tennis	-	7	-	-	-	-	7	0	0%
Volleyball	-	1	1	-	-	1	1	1	100%
Weightlifting	-	6	1	1	-	7	7	1	14%
Wrestling	Freestyle	1	1	-	-	1	1	1	100%
	Totals	50	13	11	5		61	18	30%

boldenone

Sports	Disciplines	GC/C/IRMS				sub total	Total Samples	Total AAFs	% AAF
		IC Samples	AAF	OOB Samples	AAF				
Athletics	Long Distance 3000m or greater	5	-	2	-	7	19	1	5%
	Throws	3	-	2	-	5			
	Sprint 400m or less	2	-	3	-	5			
	Jumps	2	1	-	-	2			
Basketball	-	1	-	-	-	-	1	0	0%
Boxing	-	1	1	-	-	-	1	1	100%
Canoe/Kayak	Sprint 200m	1	1	-	-	-	1	1	100%
Cycling	Road	3	1	1	1	-	4	2	50%
Football	Football	-	-	2	-	2	3	0	0%
	Futsal	1	-	-	-	1			
Handball	Indoor	1	-	1	1	-	2	1	50%
Rugby Union	Fifteens	1	-	1	1	-	2	1	50%
Taekwondo	Sparring	-	-	2	1	-	2	1	50%
Tennis	-	-	-	1	1	-	1	1	100%
Volleyball	-	-	-	1	-	-	1	0	0%
Weightlifting	-	11	3	1	-	-	12	3	25%
Wrestling	Greco-Roman	3	2	-	-	3	4	2	50%
	Freestyle	1	-	-	-	1			
	Totals	36	9	17	5		53	14	26%

Table 10: GC/C/IRMS Tests Conducted in ASOIF Sport/Disciplines for Other Targets (Urine)

formestane

Sports	Disciplines	GC/C/IRMS						Total Samples	Total AAFs	% AAF
		IC Samples	IC AAF	OOC Samples	OOC AAF	sub total				
Aquatics	Diving	1	-	-	-	-	1	0	0%	
Athletics	Jumps	1	-	-	-	1	2	0	0%	
	Sprint 400m or less	1	-	-	-	1				
Boxing	-	-	-	1	-	-	1	0	0%	
Football	-	1	-	1	-	-	2	0	0%	
Rowing	-	-	-	2	-	-	2	0	0%	
Triathlon	-	1	-	-	-	-	1	0	0%	
Totals		5	0	4	0		9	0	0%	

predsinone/prednisolone

Sports	Disciplines	GC/C/IRMS						Total Samples	Total AAFs	% AAF
		IC Samples	IC AAF	OOC Samples	OOC AAF	sub total				
Basketball	-	1	1	-	-	-	1	1	100%	
Triathlon	-	1	1	-	-	-	1	1	100%	
Totals		2	2	0	0		2	2	100%	

Table 11: ESA Tests Conducted in ASOIF Sports/Disciplines (Urine)

Sports	Disciplines	IC		OOC		Sub Total	Total Samples	Total AAFs	% AAF
		Samples	AAF	Samples	AAF				
Aquatics	Swimming Middle Distance 200-400m	383	-	1024	-	1407	4107	2	0.05%
	Swimming Sprint 100m or less	309	-	953	-	1262			
	Swimming Long Distance 800m or greater	183	1	331	-	514			
	Open Water	119	-	210	1	331			
	Water Polo	78	-	218	-	296			
	Artistic Swimming	24	-	162	-	186			
	Diving	7	-	101	-	108			
	Swimming	1	-	4	-	5			
Archery	Recurve	2	-	2	-	4	8	0	0%
	Archery	1	-	2	-	3			
	Compound	-	-	1	-	1			
Athletics	Long Distance 3000m or greater	3616	15	2748	5	6364	9856	27	0.3%
	Middle Distance 800-1500m	522	4	779	1	1301			
	Sprint 400m or less	460	-	630	1	1090			
	Jumps	168	-	278	-	446			
	Throws	143	-	219	-	362			
	Combined Events	99	-	130	-	229			
	Road Running	17	-	-	-	17			
	Half Marathon	10	1	-	-	10			
	Cross Country	10	-	-	-	10			
	Marathon	7	-	2	-	9			
	Mountain Running	9	-	-	-	9			
	Athletics	-	-	7	-	7			
	Race Walk	-	-	2	-	2			
Badminton	-	58	-	245	-	-	303	0	0%
Basketball	Basketball	225	-	373	-	597	631	0	0%
	3 on 3	14	-	19	-	32			
Boxing	-	235	-	466	1	-	701	1	0%
Canoe Kayak	Middle Distance 500m	48	-	258	-	306	1005	2	0.2%
	Long Distance 1000m	109	1	177	1	286			
	Sprint 200m	55	-	130	-	185			
	Canoe Slalom	54	-	109	-	163			
	Freestyle	22	-	2	-	24			
	Marathon	14	-	4	-	18			
	Canoe Polo	5	-	4	-	9			
	Wildwater	5	-	2	-	7			
Ocean Racing	6	-	1	-	7				

Table 11: ESA Tests Conducted in ASOIF Sports/Disciplines (Urine) - continued

Sports	Disciplines	IC		OOC		Sub Total	Total Samples	Total AAFs	% AAF
		Samples	AAF	Samples	AAF				
Cycling	Road	3711	17	3354	8	7065	9618	33	0.3%
	Mountain Bike	524	6	314	1	838			
	Track Endurance	341	-	472	-	813			
	Track Sprint	187	-	228	1	415			
	Cyclo-Cross	206	-	76	-	282			
	BMX	59	-	67	-	126			
	Mountain Bike - Cross Country	55	-	4	-	59			
	Mountain Bike - Down Hill	5	-	-	-	5			
	Trials	5	-	-	-	5			
	Cycling	4	-	-	-	4			
	Cycle-Ball	3	-	-	-	3			
	Artistic	2	-	-	-	2			
	Keirin (R)	-	-	1	-	1			
Equestrian	Jumping	20	-	12	-	32	58	0	0%
	Eventing	7	-	13	-	20			
	Dressage	-	-	3	-	3			
	Endurance	2	-	-	-	2			
	Vaulting	-	-	1	-	1			
Fencing	Sabre	14	-	39	-	53	129	0	0%
	Epee	13	-	33	-	46			
	Foil	10	-	20	-	30			
Field Hockey	Field Hockey	97	-	103	-	200	205	0	0%
	Indoor	5	-	-	-	5			
Football	Football	2457	-	2127	-	4584	4669	0	0%
	Futsal	40	-	11	-	51			
	Beach Football	19	-	15	-	34			
Golf	-	17	-	16	-	-	33	0	0%
Gymnastics	Artistic	55	-	169	-	224	344	0	0%
	Rhythmic	18	-	23	-	41			
	Trampoline	11	-	19	-	30			
	Aerobic	7	-	16	-	23			
	Acrobatic	9	-	10	-	19			
	Parkour	3	-	-	-	3			
	Gymnastics	2	-	-	-	2			
	Tumbling	-	-	1	-	1			
TeamGym	1	-	-	-	1				
Handball	Indoor	210	-	265	-	475	483	0	0%
	Beach	4	-	4	-	8			
Judo	-	222	-	412	-	-	634	0	0%
Modern Pentathlon	-	50	-	85	-	-	135	0	0%
Rowing	Rowing	365	-	1164	1	1529	1531	1	0%
	Beach Sprint	2	-	-	-	2			
Rugby Union	Fifteens	123	-	584	-	707	958	0	0%
	Sevens	39	-	212	-	251			

Table 11: ESA Tests Conducted in ASOIF Sports/Disciplines (Urine) - continued

Sports	Disciplines	IC		OOC		Sub Total	Total Samples	Total AAFs	% AAF
		Samples	AAF	Samples	AAF				
Sailing	Sailing	11	-	54	-	65	89	0	0%
	RS:X	2	-	8	-	10			
	Laser	1	-	3	-	4			
	470 crew	1	-	1	-	2			
	49erFX	-	-	1	-	1			
	NACRA 17	1	-	-	-	1			
	Laser-S	-	-	1	-	1			
	470 helm	-	-	1	-	1			
	49er helm	1	-	-	-	1			
	49er crew	-	-	1	-	1			
	Laser-R	-	-	1	-	1			
	Finn	-	-	1	-	1			
Shooting	Shotgun	6	-	-	-	6	14	0	0%
	Pistol	1	-	3	-	4			
	Shooting	1	-	3	-	4			
Table Tennis	-	49	-	59	-	-	108	0	0%
Taekwondo	Sparring	99	-	141	-	240	258	0	0%
	Poomsae	6	-	11	-	17			
	Taekwondo	1	-	-	-	1			
Tennis	-	109	-	549	-	-	658	0	0%
Triathlon	Triathlon	1060	1	692	-	1752	1992	2	0.1%
	Duathlon	96	-	25	-	121			
	Long Distance	42	-	21	-	63			
	Aquathlon	29	-	1	-	30			
	Cross Triathlon	11	1	4	-	15			
	Winter Triathlon	11	-	-	-	11			
Volleyball	Volleyball	208	-	214	-	422	540	0	0.0%
	Beach	48	-	69	-	117			
	Hall (R)	-	-	1	-	1			
Weightlifting	-	464	-	470	-	-	934	0	0.0%
Wrestling	Wrestling	145	-	307	-	452	997	0	0%
	Freestyle	78	-	142	-	220			
	Greco-Roman	71	-	148	-	219			
	Women's Freestyle	20	-	58	-	78			
	Traditional Wrestling	11	-	11	-	22			
	Beach Wrestling	6	-	-	-	6			
		18514	47	22395	21		40,998	68	0.17%

Table 12: ESA Tests Conducted in ASOIF Sports/Disciplines (Blood)

Sports	Disciplines	IC		OOC		Sub Total	Total Samples	Total AAFs	% AAF
		Samples	AAF	Samples	AAF				
Aquatics	Swimming Middle Distance 200-400m	38	-	79	-	117	403	0	0%
	Swimming Sprint 100m or less	35	-	78	-	113			
	Swimming Long Distance 800m or greater	20	-	38	-	58			
	Open Water	21	-	24	-	45			
	Artistic Swimming	13	-	22	-	35			
	Water Polo	20	-	11	-	31			
	Diving	-	-	3	-	3			
	Swimming	-	-	1	-	1			
Athletics	Long Distance 3000m or greater	128	-	258	1	386	579	2	0.3%
	Middle Distance 800-1500m	19	1	61	-	80			
	Sprint 400m or less	40	-	29	-	69			
	Throws	16	-	9	-	25			
	Jumps	7	-	5	-	12			
	Combined Events	2	-	5	-	7			
Badminton	-	-	-	3	-	-	3	0	0%
Basketball	3 on 3	24	-	-	-	24	45	0	0%
	Basketball	1	-	20	-	21			
Boxing	-	-	-	16	-	-	16	0	0%
Canoe/Kayak	Long Distance 1000m	8	-	19	-	27	74	0	0%
	Canoe Slalom	15	-	2	-	17			
	Middle Distance 500m	6	-	8	-	14			
	Sprint 200m	8	-	3	-	11			
	Freestyle	5	-	-	-	5			
Cycling	Road	459	5	393	4	852	1122	10	0.9%
	Mountain Bike	75	-	30	1	105			
	Track Endurance	18	-	57	-	75			
	Track Sprint	12	-	54	-	66			
	Cyclo-Cross	19	-	-	-	19			
	BMX	-	-	3	-	3			
	Keirin (R)	-	-	1	-	1			
	Mountain Bike - Cross Country	-	-	1	-	1			
Fencing	Epee	-	-	1	-	-	1	0	0%
Field Hockey	-	-	-	2	-	-	2	0	0%
Football	-	21	-	184	-	-	205	0	0%
Gymnastics	Artistic	1	-	19	-	20	22	0	0%
	Trampoline	-	-	1	-	1			
	Rhythmic	1	-	-	-	1			
Handball	Indoor	-	-	28	-	-	28	0	0%
Judo	-	8	-	27	-	-	35	0	0%
Modern Pentathlon	-	6	-	9	-	-	15	0	0%
Rowing	-	22	-	77	-	-	99	0	0%
Rugby Union	Sevens	8	-	13	-	21	33	0	0%
	Fifteens	3	-	9	-	12			
Sailing	-	-	-	1	-	-	1	0	0%
Table Tennis	-	3	-	1	-	-	4	0	0%
Taekwondo	Sparring	-	-	8	-	-	8	0	0%
Tennis	-	56	-	69	-	-	125	0	0%

Table 12. ESA Tests Conducted in ASOIF Sports/Disciplines (Blood) - continued

Sports	Disciplines	IC		OOC		Sub Total	Total Samples	Total AAFs	% AAF
		Samples	AAF	Samples	AAF				
Triathlon	Triathlon	100	-	91	-	191	196	0	0%
	Aquathlon	5	-	-	-	5			
Volleyball	Beach	4	-	5	-	9	11	0	0%
	Volleyball	1	-	1	-	2			
Weightlifting	-	13	-	48	-	-	61	0	0%
Wrestling	Wrestling	8	-	16	-	24	34	0	0%
	Freestyle	-	-	6	-	6			
	Women's Freestyle	-	-	2	-	2			
	Greco-Roman	-	-	2	-	2			
Totals		1269	6	1853	6		3,122	12	0.4%

Table 13: GHRF(GHS/GHRP) Tests Conducted in ASOIF Sports/Disciplines (Urine)

Sports	Disciplines	IC Samples	AAF	IOC Samples	AAF	Sub Total	Total Samples	Total AAFs	% AAF
Aquatics	Swimming Sprint 100m or less	549	-	1156	-	1705	4664	0	0%
	Swimming Middle Distance 200-400m	386	-	1118	-	1504			
	Water Polo	115	-	308	-	423			
	Swimming Long Distance 800m or greater	90	-	258	-	348			
	Diving	109	-	157	-	266			
	Open Water	69	-	187	-	256			
	Artistic Swimming	36	-	124	-	160			
	Swimming	-	-	2	-	2			
Archery	Recurve	24	-	5	-	29	66	0	0%
	Archery	19	-	7	-	26			
	Compound	6	-	5	-	11			
Athletics	Sprint 400m or less	664	-	1448	1	2112	6591	2	0.03%
	Long Distance 3000m or greater	722	1	783	-	1505			
	Throws	484	-	607	-	1091			
	Jumps	342	-	563	-	905			
	Middle Distance 800-1500m	243	-	451	-	694			
	Combined Events	84	-	191	-	275			
	Discus Throwing (R)	1	-	2	-	3			
	Athletics	1	-	2	-	3			
	High Jump (R)	-	-	1	-	1			
	Shot-put (R)	-	-	1	-	1			
Marathon	-	-	1	-	1				
Badminton	-	82	-	251	-	-	333	0	0%
Basketball	Basketball	258	-	471	-	729	764	0	0%
	3 on 3	17	-	17	-	34			
	Beach Basketball	1	-	-	-	1			
Boxing	-	285	-	531	-	-	816	0	0%
Canoe/Kayak	Middle Distance 500m	61	-	211	-	272	822	0	0%
	Sprint 200m	76	-	135	-	211			
	Long Distance 1000m	42	-	105	-	147			
	Canoe Slalom	47	-	93	-	140			
	Freestyle	13	-	5	-	18			
	Canoe Polo	6	-	5	-	11			
	Wildwater	6	-	2	-	8			
	Marathon	4	-	4	-	8			
	Ocean Racing	5	-	1	-	6			
	Dragon Boat	1	-	-	-	1			
Cycling	Road	1733	4	1440	1	3173	4841	5	0.10%
	Mountain Bike	267	-	174	-	441			
	Track Endurance	156	-	264	-	420			
	Track Sprint	151	-	263	-	414			
	BMX	81	-	128	-	209			
	Cyclo-Cross	69	-	71	-	140			
	Mountain Bike - Cross Country	14	-	2	-	16			
	Trials	13	-	-	-	13			
	Mountain Bike - Down Hill	5	-	-	-	5			
	Artistic	2	-	2	-	4			
	Cycle-Ball	3	-	1	-	4			
	Keirin (R)	-	-	1	-	1			
	Indoor (Artistic, Cycle Ball) (R)	-	-	1	-	1			

Table 13: GHRF(GHS/GHRP) Tests Conducted in ASOIF Sports/Disciplines (Urine) - continued

Sports	Disciplines	IC		OOC		Sub Total	Total Samples	Total AAFs	% AAF
		Samples	AAF	Samples	AAF				
Equestrian	Jumping	49	-	23	-	72	132	0	0%
	Eventing	14	-	21	-	35			
	Dressage	12	-	11	-	23			
	Vaulting	-	-	1	-	1			
	Endurance	1	-	-	-	1			
Fencing	Sabre	54	-	50	-	104	281	0	0%
	Epee	49	-	46	-	95			
	Foil	44	-	38	-	82			
Field Hockey	Field Hockey	134	-	181	-	315	321	0	0%
	Indoor	5	-	1	-	6			
Football	Football	1723	-	1818	-	3541	3609	0	0%
	Beach Football	18	-	17	-	35			
	Futsal	24	-	9	-	33			
Golf	-	32	-	34	-	-	66	0	0%
Gymnastics	Artistic	132	-	235	-	367	535	0	0%
	Rhythmic	42	-	32	-	74			
	Trampoline	21	-	27	-	48			
	Acrobatic	8	-	18	-	26			
	Aerobic	6	-	9	-	15			
	Parkour	2	-	-	-	2			
	TeamGym	1	-	-	-	1			
	Tumbling	-	-	1	-	1			
Gymnastics	1	-	-	-	1				
Handball	Indoor	242	-	347	-	589	601	0	0%
	Beach	6	-	6	-	12			
Judo	-	352	-	607	-	-	959	0	0%
Modern Pentathlon	-	57	-	67	-	-	124	0	0%
Rowing	-	271	-	828	-	-	1099	0	0%
Rugby Union	Fifteens	313	-	1005	-	1318	1798	0	0%
	Sevens	162	-	318	-	480			
Sailing	Sailing	15	-	94	-	109	146	0	0%
	NACRA 17	6	-	-	-	6			
	Laser-R	3	-	2	-	5			
	Laser-S	4	-	1	-	5			
	49er crew	4	-	1	-	5			
	RS:X	1	-	3	-	4			
	470 helm	2	-	1	-	3			
	Finn	-	-	3	-	3			
	Laser	1	-	2	-	3			
	49erFX	-	-	2	-	2			
470 crew	-	-	1	-	1				
Shooting	Rifle	36	-	10	-	46	151	0	0%
	Pistol	26	-	13	-	39			
	Shotgun	33	-	1	-	34			
	Shooting	31	-	1	-	32			
Table Tennis	-	79	-	84	-	-	163	0	0%
Taekwondo	Sparring	142	-	223	1	365	403	1	0.2%
	Poomsae	17	-	20	-	37			
	Taekwondo	1	-	-	-	1			

Table 13: GHRF(GHS/GHRP) Tests Conducted in ASOIF Sports/Disciplines (Urine) - continued

Sports	Disciplines	IC		OOC		Sub Total	Total Samples	Total AAFs	% AAF
		Samples	AAF	Samples	AAF				
Tennis	-	3624	1	985	-	-	4609	1	0%
Triathlon	Triathlon	470	-	303	-	773	847	0	0%
	Duathlon	28	-	5	-	33			
	Long Distance	7	-	10	-	17			
	Aquathlon	15	-	-	-	15			
	Cross Triathlon	4	-	2	-	6			
	Winter Triathlon	3	-	-	-	3			
Volleyball	Volleyball	323	-	275	-	599	816	0	0%
	Beach	114	-	104	-	217			
Weightlifting	-	2395	2	2438	-	-	4833	2	0%
Wrestling	Wrestling	149	-	272	-	421	1148	0	0%
	Freestyle	127	-	257	-	384			
	Greco-Roman	105	-	155	-	260			
	Women's Freestyle	19	-	46	-	65			
	Traditional Wrestling	5	-	7	-	12			
	Beach Wrestling	6	-	-	-	6			
Totals		18912	8	22626	3		41,538	11	0.03%

Table 14: GHRF(GHRH) Tests Conducted in ASOIF Sports/Disciplines (Urine)

Sports	Disciplines	IC		OOC		Sub Total	Total Samples	Total AAFs	% AAF
		Samples	AAF	Samples	AAF				
Aquatics	Swimming Middle Distance 200-400m	83	-	221	-	304	760	0	0%
	Swimming Sprint 100m or less	125	-	148	-	273			
	Swimming Long Distance 800m or greater	20	-	44	-	64			
	Diving	31	-	14	-	45			
	Open Water	27	-	17	-	44			
	Water Polo	20	-	1	-	21			
	Artistic Swimming	5	-	3	-	8			
	Swimming	-	-	1	-	1			
Archery	Compound	-	-	1	-	-	1	0	0%
Athletics	Sprint 400m or less	84	-	362	-	446	1438	0	0%
	Long Distance 3000m or greater	195	-	203	-	398			
	Middle Distance 800-1500m	51	-	133	-	184			
	Throws	49	-	129	-	178			
	Jumps	40	-	121	-	161			
	Combined Events	17	-	54	-	71			
Badminton	-	1	-	2	-	-	3	0	0%
Basketball	Basketball	14	-	21	-	35	36	0	0%
	3 on 3	-	-	1	-	1			
Boxing	-	3	-	29	-	-	32	0	0%
Canoe/Kayak	Middle Distance 500m	2	-	18	-	20	55	0	0%
	Canoe Slalom	7	-	9	-	16			
	Sprint 200m	2	-	7	-	9			
	Freestyle	4	-	-	-	4			
	Long Distance 1000m	2	-	2	-	4			
	Ocean Racing	-	-	1	-	1			
	Marathon	-	-	1	-	1			
Cycling	Road	218	-	179	-	397	547	0	0%
	Mountain Bike	37	-	6	-	43			
	Track Endurance	23	-	19	-	42			
	Track Sprint	19	-	9	-	28			
	BMX	15	-	11	-	26			
	Cyclo-Cross	6	-	5	-	11			
Equestrian	Jumping	5	-	3	-	8	15	0	0%
	Eventing	4	-	2	-	6			
	Dressage	-	-	1	-	1			
Fencing	Foil	4	-	7	-	11	18	0	0%
	Sabre	5	-	2	-	7			
Field Hockey	-	2	-	23	-	-	25	0	0%
Football	-	35	-	51	-	-	86	0	0%
Golf	-	-	-	2	-	-	2	0	0%
Gymnastics	Artistic	7	-	20	-	27	49	0	0%
	Rhythmic	8	-	6	-	14			
	Trampoline	4	-	-	-	4			
	Acrobatic	1	-	2	-	3			
	Aerobic	-	-	1	-	1			
Handball	Indoor	13	-	13	-	26	27	0	0%
	Beach	-	-	1	-	1			
Judo	-	-	-	38	-	-	38	0	0%

Table 14: GHRF(GHRH) Tests Conducted in ASOIF Sports/Disciplines (Urine) - continued

Sports	Disciplines	IC		OOC		Sub Total	Total Samples	Total AAFs	% AAF
		Samples	AAF	Samples	AAF				
Modern Pentathlon	-	-	-	2	-	-	2	0	0%
Rowing	-	25	-	221	-	-	246	0	0%
Rugby Union	Fifteens	130	-	245	-	375	592	0	0%
	Sevens	88	-	129	-	217			
Sailing	-	-	-	7	-	-	7	0	0%
Shooting	Pistol	7	-	-	-	7	13	0	0%
	Rifle	6	-	-	-	6			
Table Tennis	-	6	-	4	-	-	10	0	0%
Taekwondo	Sparring	5	-	17	-	-	22	0	0%
Tennis	-	-	-	37	-	-	37	0	0%
Triathlon	-	43	-	41	-	-	84	0	0%
Volleyball	Beach	-	-	5	-	-	5	0	0%
Weightlifting	-	307	-	282	-	-	589	0	0%
Wrestling	Freestyle	43	-	60	-	103	174	0	0%
	Greco-Roman	30	-	19	-	49			
	Women's Freestyle	5	-	4	-	9			
	Traditional Wrestling	5	-	2	-	7			
	Wrestling	1	-	5	-	6			
Totals		1889	0	3024	0		4,913	0	0%

Table 15: GnRH Tests Conducted in ASOIF Sports/Disciplines (Urine)

Sports	Disciplines	IC		OOC		Sub Total	Total Samples	Total AAFs	% AAF
		Samples	AAF	Samples	AAF				
Aquatics	Swimming Sprint 100m or less	308	-	952	-	1260	3402	0	0%
	Swimming Middle Distance 200-400m	214	-	882	-	1096			
	Swimming Long Distance 800m or greater	64	-	219	-	283			
	Water Polo	44	-	190	-	234			
	Diving	76	-	135	-	211			
	Open Water	49	-	152	-	201			
	Artistic Swimming	18	-	98	-	116			
	Swimming	-	-	1	-	1			
Archery	Archery	19	-	6	-	25	55	0	0%
	Recurve	20	-	1	-	21			
	Compound	4	-	5	-	9			
Athletics	Sprint 400m or less	413	-	1134	-	1547	4562	0	0%
	Long Distance 3000m or greater	482	-	526	-	1008			
	Throws	267	-	441	-	708			
	Jumps	215	-	407	-	622			
	Middle Distance 800-1500m	155	-	314	-	469			
	Combined Events	54	-	147	-	201			
	Discus Throwing (R)	-	-	2	-	2			
	Athletics	1	-	1	-	2			
	High Jump (R)	-	-	1	-	1			
	Shot-put (R)	-	-	1	-	1			
Marathon	-	-	1	-	1				
Badminton	-	42	-	163	-	-	205	0	0%
Basketball	Basketball	190	-	346	-	536	554	0	0%
	3 on 3	10	-	8	-	18			
Boxing	-	175	-	333	-	-	508	0	0%
Canoe/Kayak	Middle Distance 500m	43	-	155	-	198	599	0	0%
	Sprint 200m	47	-	88	-	135			
	Canoe Slalom	41	-	80	-	121			
	Long Distance 1000m	31	-	79	-	110			
	Freestyle	10	-	4	-	14			
	Marathon	4	-	3	-	7			
	Wildwater	6	-	-	-	6			
	Ocean Racing	4	-	1	-	5			
	Canoe Polo	2	-	1	-	3			
Cycling	Road	1233	-	1232	-	2465	3634	0	0%
	Mountain Bike	182	-	136	-	318			
	Track Sprint	81	-	207	-	288			
	Track Endurance	88	-	199	-	287			
	BMX	56	-	99	-	155			
	Cyclo-Cross	44	-	52	-	96			
	Mountain Bike - Cross Country	8	-	1	-	9			
	Trials	8	-	-	-	8			
	Mountain Bike - Down Hill	3	-	-	-	3			
	Artistic	1	-	2	-	3			
	Keirin (R)	-	-	1	-	1			
	Cycle-Ball	1	-	-	-	1			

Table 15: GnRH Tests Conducted in ASOIF Sports/Disciplines (Urine) - continued

Sports	Disciplines	IC		OOC		Sub Total	Total Samples	Total AAFs	% AAF
		Samples	AAF	Samples	AAF				
Equestrian	Jumping	36	-	16	-	52	100	0	0%
	Eventing	12	-	15	-	27			
	Dressage	12	-	9	-	21			
Fencing	Sabre	36	-	35	-	71	177	0	0%
	Epee	30	-	27	-	57			
	Foil	26	-	23	-	49			
Field Hockey	Field Hockey	94	-	122	-	216	219	0	0%
	Indoor	3	-	-	-	3			
Football	Football	1371	-	1422	-	2793	2828	0	0%
	Futsal	17	-	1	-	18			
	Beach Football	4	-	13	-	17			
Golf	-	22	-	25	-	-	47	0	0%
Gymnastics	Artistic	84	-	149	-	233	352	0	0%
	Rhythmic	33	-	19	-	52			
	Trampoline	16	-	18	-	34			
	Acrobatic	6	-	17	-	23			
	Aerobic	1	-	6	-	7			
	Parkour	2	-	-	-	2			
Handball	Indoor	156	-	203	-	359	364	0	0%
	Beach	-	-	5	-	5			
Judo	-	222	-	412	-	-	634	0	0%
Modern Pentathlon	-	39	-	43	-	-	82	0	0%
Rowing	-	156	-	709	-	-	865	0	0%
Rugby Union	Fifteens	258	-	847	-	1105	1499	0	0%
	Sevens	154	-	240	-	394			
Sailing	Sailing	10	-	68	-	78	101	0	0%
	NACRA 17	6	-	-	-	6			
	Laser-R	3	-	1	-	4			
	49er crew	3	-	-	-	3			
	Finn	-	-	3	-	3			
	Laser-S	3	-	-	-	3			
	470 helm	1	-	1	-	2			
	Laser	-	-	1	-	1			
RS:X	-	-	1	-	1				
Shooting	Shooting	31	-	-	-	31	94	0	0%
	Rifle	18	-	10	-	28			
	Pistol	11	-	13	-	24			
	Shotgun	10	-	1	-	11			
Table Tennis	-	51	-	47	-	-	98	0	0%
Taekwondo	Sparring	117	-	152	-	269	294	0	0%
	Poomsae	15	-	9	-	24			
	Taekwondo	1	-	-	-	1			
Tennis	-	3607	-	943	-	-	4550	0	0%
Triathlon	Triathlon	346	-	229	-	575	630	0	0%
	Duathlon	25	-	-	-	25			
	Long Distance	7	-	9	-	16			
	Aquathlon	8	-	-	-	8			
	Cross Triathlon	4	-	2	-	6			

Table 15: GnRH Tests Conducted in ASOIF Sports/Disciplines (Urine) - continued

Sports	Disciplines	IC		OOC		Sub Total	Total Samples	Total AAFs	% AAF
		Samples	AAF	Samples	AAF				
Volleyball	Volleyball	228	-	162	-	390	553	0	0%
	Beach	85	-	78	-	163			
Weightlifting	-	1844	-	1893	-	-	3737	0	0%
Wrestling	Wrestling	109	-	160	-	269	747	0	0%
	Freestyle	105	-	157	-	262			
	Greco-Roman	76	-	85	-	161			
	Women's Freestyle	17	-	30	-	47			
	Traditional Wrestling	2	-	6	-	8			
Totals		14247	0	17243	0		31,490	0	0%

Table 16: Insulin Tests Conducted in ASOIF Sports/Disciplines (Urine and Blood)

Urine

Sports	Disciplines	IC		OOC		Sub Total	Total Samples	Total AAFs	% AAF
		Samples	AAF	Samples	AAF				
Aquatics	Swimming Middle Distance 200-400m	4	-	56	-	60	148	0	0.0%
	Swimming Sprint 100m or less	14	-	42	-	56			
	Swimming Long Distance 800m or greater	1	-	11	-	12			
	Diving	-	-	7	-	7			
	Water Polo	-	-	5	-	5			
	Artistic Swimming	-	-	5	-	5			
	Open Water	-	-	2	-	2			
	Swimming	-	-	1	-	1			
Athletics	Sprint 400m or less	15	-	106	-	121	375	0	0%
	Throws	12	-	80	-	92			
	Jumps	6	-	49	-	55			
	Long Distance 3000m or greater	2	-	39	-	41			
	Combined Events	-	-	34	-	34			
	Middle Distance 800-1500m	1	-	31	-	32			
Boxing	-	16	-	-	-	16	0	0%	
Canoe/Kayak	Middle Distance 500m	-	-	16	-	16	36	0	0%
	Canoe Slalom	3	-	8	-	11			
	Freestyle	4	-	-	-	4			
	Sprint 200m	-	-	3	-	3			
	Long Distance 1000m	-	-	2	-	2			
Cycling	Road	14	-	48	-	62	101	0	0%
	Track Endurance	21	-	2	-	23			
	Mountain Bike	5	-	2	-	7			
	Track Sprint	3	-	2	-	5			
	Trials	2	-	-	-	2			
	Cyclo-Cross	1	-	-	-	1			
	BMX	-	-	1	-	1			
Equestrian	Jumping	4	-	-	-	4	0	0%	
Fencing	Sabre	1	-	-	-	1	0	0%	
Football	-	24	-	10	1	34	1	3%	
Gymnastics	Artistic	1	-	12	-	13	0	0%	
Handball	Indoor	9	-	9	-	18	0	0%	
Judo	-	-	-	2	-	2	0	0%	
Modern Pentathlon	-	-	-	12	-	12	0	0%	
Rowing	-	7	-	104	-	111	0	0%	
Rugby Union	Sevens	-	-	6	-	6	8	0	0%
	Fifteens	2	-	-	-	2			
Sailing	Sailing	-	-	5	-	5	0	0%	
Triathlon	Triathlon	16	-	8	-	24	27	0	0%
	Cross Triathlon	3	-	-	-	3			
Weightlifting	-	207	-	98	-	305	0	0%	
Wrestling	-	1	-	5	-	6	0	0%	
Totals		399	-	823	1	1,222	1	0.1%	

Table 16: Insulin Tests Conducted in ASOIF Sports/Disciplines (Urine and Blood) - continued

Blood

Sports	Disciplines	IC		OOC		Sub Total	Total Samples	Total AAFs	% AAF
		Samples	AAF	Samples	AAF				
Aquatics	Swimming Long Distance 800m or greater	-	-	7	-	7	16	0	0%
	Swimming Middle Distance 200-400m	-	-	7	-	7			
	Swimming Sprint 100m or less	-	-	2	-	2			
Athletics	Long Distance 3000m or greater	-	-	5	-	5	10	0	0%
	Sprint 400m or less	-	-	4	-	4			
	Jumps	-	-	1	-	1			
Cycling	Road	-	-	3	-	-	3	0	0%
Football	-	-	-	2	-	-	2	0	0%
Gymnastics	Artistic	-	-	1	-	-	1	0	0%
Weightlifting	-	-	-	2	-	-	2	0	0%
Totals		0	0	34	0		34	0	0%

Table 17: IGF-I Analogs Tests Conducted in ASOIF Sports/Disciplines (Urine and Blood)

Urine

Sports	Disciplines	IC		OOC		Sub Total	Total Samples	Total AAFs	% AAF
		Samples	AAF	Samples	AAF				
Aquatics	Swimming Middle Distance 200-400m	1	-	42	-	43	103	0	0%
	Swimming Sprint 100m or less	4	-	38	-	42			
	Swimming Long Distance 800m or greater	1	-	11	-	12			
	Diving	-	-	2	-	2			
	Open Water	-	-	2	-	2			
	Artistic Swimming	-	-	1	-	1			
	Swimming	-	-	1	-	1			
Athletics	Sprint 400m or less	11	-	94	-	105	340	0	0%
	Throws	7	-	74	-	81			
	Jumps	3	-	48	-	51			
	Long Distance 3000m or greater	2	-	39	-	41			
	Combined Events	-	-	32	-	32			
	Middle Distance 800-1500m	1	-	29	-	30			
Canoe/Kayak	Middle Distance 500m	-	-	16	-	16	36	0	0%
	Canoe Slalom	3	-	8	-	11			
	Freestyle	4	-	-	-	4			
	Sprint 200m	-	-	3	-	3			
	Long Distance 1000m	-	-	2	-	2			
Cycling	Road	3	-	44	-	47	75	0	0%
	Track Endurance	18	-	2	-	20			
	Track Sprint	3	-	2	-	5			
	Mountain Bike	-	-	2	-	2			
	BMX	-	-	1	-	1			
Equestrian	Jumping	4	-	-	-	-	4	0	0%
Football	-	13	-	5	-	-	18	0	0%
Gymnastics	Artistic	1	-	10	-	-	11	0	0%
Handball	Indoor	7	-	4	-	-	11	0	0%
Judo	-	-	-	2	-	-	2	0	0%
Rowing	-	-	-	85	-	-	85	0	0%
Rugby Union	Sevens	-	-	2	-	-	2	0	0%
Sailing	-	-	-	1	-	-	1	0	0%
Triathlon	-	12	-	6	-	-	18	0	0%
Weightlifting	-	122	-	105	-	-	227	0	0%
Wrestling	-	-	-	2	-	-	2	0	0%
Totals		220	0	715	0		935	0	0%

Table 17: IGF-I Analogs Tests Conducted in ASOIF Sports/Disciplines (Urine and Blood) - continued

Blood

Sports	Disciplines	IC		OOC		Sub Total	Total Samples	Total AAFs	% AAF
		Samples	AAF	Samples	AAF				
Aquatics	Swimming Middle Distance 200-400m	-	-	8	-	8			
	Swimming Long Distance 800m or greater	-	-	7	-	7			
	Swimming Sprint 100m or less	-	-	6	-	6	26	0	0%
	Water Polo	-	-	4	-	4			
	Open Water	-	-	1	-	1			
Athletics	Sprint 400m or less	-	-	10	-	10			
	Throws	-	-	7	-	7			
	Combined Events	-	-	3	-	3	25	0	0%
	Jumps	-	-	2	-	2			
	Long Distance 3000m or greater	-	-	2	-	2			
	Middle Distance 800-1500m	-	-	1	-	1			
Badminton	-	-	-	-	-	2	0	0%	
Boxing	-	-	-	-	-	8	0	0%	
Canoe/Kayak	Canoe Slalom	-	-	1	-	1			
	Sprint 200m	-	-	1	-	1	3	0	0%
	Middle Distance 500m	-	-	1	-	1			
Cycling	Track Endurance	-	-	6	-	6			
	Road	-	-	6	-	6			
	Track Sprint	-	-	4	-	4	22	0	0%
	Mountain Bike	-	-	4	-	4			
	BMX	2	-	-	-	2			
Fencing	Epee	-	-	1	-	1			
	Sabre	-	-	1	-	1	3	0	0%
	Foil	-	-	1	-	1			
Field Hockey	-	-	4	-	-	4	0	0%	
Football	-	-	6	-	-	6	0	0%	
Gymnastics	Artistic	2	-	-	-	-	2	0	0%
Judo	-	-	-	-	-	2	0	0%	
Rowing	-	-	-	-	-	9	0	0%	
Rugby Union	Sevens	-	-	1	-	-	1	0	0%
Taekwondo	Sparring	-	-	4	-	-	4	0	0%
Volleyball	Volleyball	-	-	2	-	2	3	0	0%
	Beach	-	-	1	-	1			
Weightlifting	-	11	-	16	-	-	27	0	0%
Wrestling	Freestyle	-	-	1	-	-	1	0	0%
	Totals	15	0	133	0		148	0	0%

Table 18: hGH Isoforms Tests Conducted in ASOIF Sports/Disciplines (Blood)

Sports	Disciplines	IC			OOC			sub total	Total Samples	Total AAFs	% AAF
		Samples	ATF	AAF	Samples	ATF	AAF				
Aquatics	Swimming Sprint 100m or less	65	1	-	772	-	-	837	2355	0	0%
	Swimming Middle Distance 200-400m	65	-	-	709	-	-	774			
	Swimming Long Distance 800m or greater	15	-	-	188	-	-	203			
	Water Polo	33	-	-	164	-	-	197			
	Artistic Swimming	6	-	-	140	-	-	146			
	Open Water	8	-	-	126	-	-	134			
	Diving	11	-	-	48	-	-	59			
	Aquatics	2	-	-	1	-	-	3			
	Swimming	-	-	-	2	-	-	2			
Athletics	Sprint 400m or less	130	1	-	404	-	-	534	1586	1	0%
	Throws	81	-	-	224	1	-	305			
	Long Distance 3000m or greater	80	-	-	186	-	1	266			
	Jumps	53	-	-	185	-	-	238			
	Middle Distance 800-1500m	40	-	-	118	-	-	158			
	Combined Events	14	-	-	71	-	-	85			
Badminton	-	13	-	-	240	-	-	-	253	0	0%
Basketball	Basketball	62	-	-	228	-	-	290	324	0	0%
	3 on 3	27	-	-	6	-	-	33			
	Beach Basketball	1	-	-	-	-	-	1			
Boxing	-	51	-	-	180	-	-	-	231	0	0%
Canoe/Kayak	Middle Distance 500m	14	-	-	139	-	-	153	356	0	0%
	Canoe Slalom	27	-	-	47	-	-	74			
	Sprint 200m	21	-	-	47	-	-	68			
	Long Distance 1000m	7	-	-	42	-	-	49			
	Freestyle	5	-	-	-	-	-	5			
	Canoe Polo	-	-	-	4	-	-	4			
	Marathon	1	-	-	1	-	-	2			
	Wildwater	1	-	-	-	-	-	1			
Cycling	Road	214	-	1	485	-	-	699	1107	2	0.2%
	Track Sprint	25	-	-	101	-	1	126			
	Mountain Bike	32	-	-	81	-	-	113			
	Track Endurance	25	-	-	84	-	-	109			
	Cyclo-Cross	27	-	-	3	-	-	30			
	BMX	6	-	-	17	-	-	23			
	Trials	4	-	-	-	-	-	4			
	Mountain Bike - Cross Country	-	-	-	3	-	-	3			
Equestrian	Jumping	3	-	-	4	-	-	7	9	0	0%
	Eventing	1	-	-	1	-	-	2			
Fencing	Epee	3	-	-	27	-	-	30	59	0	0%
	Foil	1	-	-	14	-	-	15			
	Sabre	1	-	-	13	-	-	14			
Field Hockey	-	50	-	-	27	-	-	-	77	0	0%
Football	Football	877	-	-	1031	-	-	1908	1943	0	0%
	Beach Football	6	-	-	14	-	-	20			
	Futsal	6	-	-	9	-	-	15			
Golf	-	3	-	-	7	-	-	-	10	0	0%
Gymnastics	Artistic	36	-	-	95	-	-	131	208	0	0%
	Rhythmic	23	-	-	8	-	-	31			
	Trampoline	6	-	-	13	-	-	19			
	Aerobic	6	-	-	6	-	-	12			
	Acrobatic	6	-	-	6	-	-	12			
	Parkour	3	-	-	-	-	-	3			
Handball	Indoor	51	-	-	147	-	-	198	202	0	0%
	Beach	2	-	-	2	-	-	4			

Table 18: hGH Isoforms Tests Conducted in ASOIF Sports/Disciplines (Blood) - continued

Sports	Disciplines	IC			OOC			sub total	Total Samples	Total AAFs	% AAF
		Samples	ATF	AAF	Samples	ATF	AAF				
Judo	-	50	-	-	185	-	-	-	235	0	0%
Modern Pentathlon	-	4	-	-	28	-	-	-	32	0	0%
Rowing	-	44	-	-	323	-	-	-	367	0	0%
Rugby Union	Fifteens	20	-	-	336	-	-	356	475	0	0%
	Sevens	7	-	-	112	-	-	119			
Sailing	Sailing	2	-	-	9	-	-	11	24	0	0%
	Laser	1	-	-	2	-	-	3			
	RS:X	1	-	-	2	-	-	3			
	Laser-S	1	-	-	-	-	-	1			
	49er crew	-	-	-	1	-	-	1			
	NACRA 17	1	-	-	-	-	-	1			
	470 helm	1	-	-	-	-	-	1			
	49er helm	1	-	-	-	-	-	1			
	470 crew	-	-	-	1	-	-	1			
	Finn	-	-	-	1	-	-	1			
Shooting	Shooting	-	-	-	1	-	-	1	2	0	0%
	Rifle	-	-	-	1	-	-	1			
Table Tennis	-	20	-	-	17	-	-	-	37	0	0%
Taekwondo	Sparring	57	-	-	62	-	-	119	121	0	0%
	Poomsae	1	-	-	1	-	-	2			
Tennis	-	75	-	-	1027	1	-	-	1102	0	0%
Triathlon	Triathlon	53	-	-	105	-	-	158	177	0	0%
	Aquathlon	13	-	-	3	-	-	16			
	Long Distance	2	-	-	-	-	-	2			
	Cross Triathlon	-	-	-	1	-	-	1			
Volleyball	Volleyball	185	-	-	176	-	-	361	473	0	0%
	Beach	74	-	-	36	-	-	110			
	Hall (R)	1	-	-	1	-	-	2			
Weightlifting	-	761	-	-	781	1	4	-	1542	4	0%
Wrestling	Wrestling	34	-	-	136	-	-	170	396	0	0%
	Freestyle	28	-	-	75	-	-	103			
	Greco-Roman	27	-	-	51	-	-	78			
	Women's Freestyle	8	-	-	31	-	-	39			
	Beach Wrestling	4	-	-	-	-	-	4			
	Traditional Wrestling	2	-	-	-	-	-	2			
Totals		3,728	2	1	9,975	3	6		13,703	7	0.05%

Table 19: hGH Biomarkers Tests Conducted in ASOIF Sports/Disciplines (Blood)

Sports	Disciplines	IC			OOC			sub total	Total Samples	Total AAFs	% AAF
		Samples	ATF	AAF	Samples	ATF	AAF				
Aquatics	Swimming Sprint 100m or less	12	-	-	83	-	-	95	246	0	0%
	Swimming Middle Distance 200-400m	4	-	-	74	-	-	78			
	Water Polo	2	-	-	24	-	-	26			
	Swimming Long Distance 800m or greater	3	-	-	15	-	-	18			
	Open Water	2	-	-	13	-	-	15			
	Diving	-	-	-	8	-	-	8			
	Artistic Swimming	-	-	-	6	-	-	6			
Athletics	Sprint 400m or less	12	-	-	205	-	-	217	732	0	0%
	Throws	17	-	-	136	-	-	153			
	Long Distance 3000m or greater	16	-	-	123	-	-	139			
	Jumps	21	-	-	101	-	-	122			
	Middle Distance 800-1500m	9	-	-	46	-	-	55			
	Combined Events	-	-	-	46	-	-	46			
Badminton	-	1	-	-	96	-	-	97	0	0%	
Basketball	Basketball	2	-	-	88	-	-	90	94	0	0%
	3 on 3	-	-	-	4	-	-	4			
Boxing	-	9	-	-	83	-	-	92	0	0%	
Canoe/Kayak	Middle Distance 500m	4	-	-	86	-	-	90	240	0	0%
	Canoe Slalom	23	-	-	47	-	-	70			
	Sprint 200m	-	-	-	40	-	-	40			
	Long Distance 1000m	2	-	-	25	-	-	27			
	Freestyle	5	-	-	-	-	-	5			
	Canoe Polo	-	-	-	4	-	-	4			
	Marathon	-	-	-	3	-	-	3			
Dragon Boat	1	-	-	-	-	-	1				
Cycling	Road	62	-	-	155	-	-	217	489	0	0%
	Track Endurance	9	-	-	77	-	-	86			
	Track Sprint	28	-	-	50	-	-	78			
	Mountain Bike	28	-	-	36	-	-	64			
	BMX	11	-	-	14	-	-	25			
	Cyclo-Cross	6	-	-	11	-	-	17			
	Trials	2	-	-	-	-	-	2			
Equestrian	Eventing	1	-	-	4	-	-	5	11	0	0%
	Jumping	1	-	-	4	-	-	5			
	Vaulting	-	-	-	1	-	-	1			
Fencing	Epee	-	-	-	5	-	-	5	15	0	0%
	Sabre	-	-	-	5	-	-	5			
	Foil	-	-	-	5	-	-	5			
Field Hockey	-	2	-	-	19	-	-	21	0	0%	
Football	Football	110	-	-	973	-	-	1083	1096	0	0%
	Futsal	2	-	-	8	-	-	10			
	Beach Football	2	-	-	1	-	-	3			
Golf	-	2	-	-	-	-	-	2	0	0%	
Gymnastics	Artistic	8	-	-	43	-	-	51	60	0	0%
	Rhythmic	2	-	-	2	-	-	4			
	Acrobatic	2	-	-	1	-	-	3			
	Trampoline	-	-	-	1	-	-	1			
	Aerobic	-	-	-	1	-	-	1			
Handball	Indoor	11	-	-	28	-	-	39	0	0%	
Judo	-	7	-	-	70	-	-	77	0	0%	
Modern Pentathlon	-	1	-	-	8	-	-	9	0	0%	
Rowing	-	3	-	-	191	-	-	194	0	0%	
Rugby Union	Fifteens	11	-	-	299	-	-	310	348	0	0%
	Sevens	-	-	-	38	-	-	38			

Table 19: hGH Biomarkers Tests Conducted in ASOIF Sports/Disciplines (Blood)

Sports	Disciplines	IC			OOC			sub total	Total Samples	Total AAFs	% AAF
		Samples	ATF	AAF	Samples	ATF	AAF				
Sailing	Sailing	-	-	-	7	-	-	7	8	0	0%
	Finn	-	-	-	1	-	-	1			
Table Tennis	-	-	-	-	3	-	-	-	3	0	0%
Taekwondo	Sparring	-	-	-	22	-	-	22	24	0	0%
	Poomsae	2	-	-	-	-	-	2			
Tennis	-	-	-	-	14	-	-	-	14	0	0%
Triathlon	Triathlon	17	-	-	111	-	-	128	137	0	0%
	Long Distance	-	-	-	9	-	-	9			
Volleyball	Volleyball	46	-	-	30	-	-	76	115	0	0%
	Beach	-	-	-	39	-	-	39			
Weightlifting	-	120	-	-	455	-	-	-	575	0	0%
Wrestling	Wrestling	21	-	-	62	-	-	83	139	0	0%
	Greco-Roman	-	-	-	29	-	-	29			
	Freestyle	4	-	-	17	-	-	21			
	Women's Freestyle	-	-	-	6	-	-	6			
Totals		666	0	0	4,211	0	0		4,877	0	0%

Table 20: HBOC Tests Conducted in ASOIF Sports/Disciplines (Blood)

Sports	Disciplines	IC		OOC		Sub Total	Total Samples	Total AAFs	% AAF
		Samples	AAF	Samples	AAF				
Aquatics	Swimming Sprint 100m or less	9	-	84	-	93	216	0	0%
	Swimming Middle Distance 200-400m	6	-	70	-	76			
	Swimming Long Distance 800m or greater	-	-	30	-	30			
	Water Polo	2	-	6	-	8			
	Open Water	-	-	6	-	6			
	Diving	-	-	3	-	3			
Athletics	Throws	14	-	54	-	68	221	0	0%
	Sprint 400m or less	12	-	49	-	61			
	Jumps	22	-	22	-	44			
	Long Distance 3000m or greater	2	-	21	-	23			
	Middle Distance 800-1500m	3	-	10	-	13			
	Combined Events	-	-	12	-	12			
Badminton	-	-	-	-	5	5	0	0%	
Basketball	-	-	-	-	28	28	0	0%	
Boxing	-	-	-	-	36	36	0	0%	
Canoe/Kayak	Sprint 200m	-	-	20	-	20	47	0	0%
	Middle Distance 500m	-	-	12	-	12			
	Long Distance 1000m	1	-	10	-	11			
	Canoe Slalom	-	-	4	-	4			
Cycling	Track Endurance	7	-	22	-	29	81	2	2%
	Track Sprint	4	-	25	-	29			
	Road	5	1	9	1	14			
	BMX	2	-	3	-	5			
	Mountain Bike	-	-	3	-	3			
	Trials	1	-	-	-	1			
Equestrian	Eventing	-	-	2	-	2	2	0	0%
Fencing	Sabre	-	-	1	-	1	2	0	0%
	Epee	-	-	1	-	1			
Field Hockey	-	3	-	2	-	5	5	0	0%
Football	-	44	-	171	-	215	215	0	0%
Gymnastics	Artistic	3	-	9	-	12	14	0	0%
	Rhythmic	1	-	-	-	1			
	Acrobatic	-	-	1	-	1			
Handball	Indoor	1	-	22	-	23	23	0	0%
Judo	-	14	-	27	-	41	41	0	0%
Modern Pentathlon	-	4	-	3	-	7	7	0	0%
Rowing	-	2	-	37	-	39	39	0	0%
Rugby Union	Fifteens	-	-	131	-	131	191	0	0%
	Sevens	8	-	52	-	60			
Sailing	Finn	-	-	1	-	1	1	0	0%
Table Tennis	-	2	-	1	-	3	3	0	0%
Taekwondo	Sparring	1	-	6	-	7	7	0	0%
Tennis	-	14	-	69	-	83	83	0	0%
Triathlon	-	6	-	12	-	18	18	0	0%
Volleyball	Volleyball	10	-	9	-	19	23	0	0%
	Beach	4	-	-	-	4			

Table 20: HBOC Tests Conducted in ASOIF Sports/Disciplines (Blood) - continued

Sports	Disciplines	IC		OOC		Sub Total	Total Samples	Total AAFs	% AAF
		Samples	AAF	Samples	AAF				
Weightlifting	-	119	-	152	-	-	271	0	0%
Wrestling	Wrestling	6	-	35	-	41	67	0	0%
	Greco-Roman	-	-	18	-	18			
	Freestyle	-	-	4	-	4			
	Women's Freestyle	-	-	4	-	4			
Totals		332	1	1314	1		1,646	2	0.1%

Table 21: HBT (Transfusion) Tests Conducted in ASOIF Sports/Disciplines (Blood)

Sports	Disciplines	IC		OOC		Sub Total	Total Samples	Total AAFs	% AAF
		Samples	AAF	Samples	AAF				
Aquatics	Swimming Long Distance 800m or greater	11	-	-	-	11	20	0	0%
	Open Water	6	-	-	-	6			
	Swimming Middle Distance 200-400m	3	-	-	-	3			
Athletics	Long Distance 3000m or greater	24	-	10	-	34	35	0	0%
	Middle Distance 800-1500m	-	-	1	-	1			
Canoe/Kayak	Sprint 200m	-	-	1	-	-	1	0	0%
Cycling	Road	21	1	1	1	22	26	2	8%
	Mountain Bike	4	-	-	-	4			
Football	-	16	-	18	-	-	34	0	0%
Judo	-	-	-	1	-	-	1	0	0%
Rowing	-	-	-	6	-	-	6	0	0%
Triathlon	-	-	-	2	-	-	2	0	0%
Totals		85	1	40	1		125	2	2%

Table 22: GC/C/IRMS Tests Conducted in AIOWF Sports/Disciplines for Markers of the Steroid Profile (Urine)

Sports	Disciplines	IC		OOC		Sub Total	Total Samples	Total AAFs	% AAF
		Samples	AAF	Samples	AAF				
Biathlon	-	12	-	31	-	-	43	0	0%
Bobsleigh	Bobsleigh	-	-	18	-	18	25	0	0%
	Skeleton	2	-	5	-	7			
Curling	-	4	-	4	1	-	8	1	13%
Ice Hockey	-	44	-	57	-	-	101	0	0%
Luge	-	1	-	7	-	-	8	0	0%
Skating	Short Track	11	-	4	-	15	47	0	0%
	Speed Skating greater than 1500m	3	-	10	-	13			
	Speed Skating 1500m or less	10	-	3	-	13			
	Figure Skating	3	-	3	-	6			
Skiing	Cross-Country	26	-	42	-	68	144	0	0%
	Alpine	6	-	24	-	30			
	Snowboard	3	-	12	-	15			
	Freestyle	4	-	10	-	14			
	Nordic Combined	5	-	6	-	11			
	Ski Jumping	1	-	5	-	6			
Totals		135	0	241	1		376	1	0.3%

Table 23: GC/C/IRMS Tests Conducted in AIOWF Sports/Disciplines for Other Targets (Urine)

19-norandrosterone

Sports	Disciplines	IC		OOC		Sub Total	Total Samples	Total AAFs	% AAF
		Samples	AAF	Samples	AAF				
Bobsleigh	-	-	-	1	-	-	1	0	0%
Curling	-	-	-	1	-	-	1	0	0%
Ice Hockey	-	1	-	1	-	-	2	0	0%
Totals		1	0	3	0		4	0	0%

Boldenone

Sports	Disciplines	IC		OOC		Sub Total	Total Samples	Total AAFs	% AAF
		Samples	AAF	Samples	AAF				
Bobsleigh	-	-	-	2	-	-	2	0	0%
Ice Hockey	-	2	-	-	-	-	2	0	0%
Skating	Short Track	1	-	-	-	1	2	0	0%
	Speed Skating greater than 1500m	1	-	-	-	1			
Totals		4	0	2	0		6	0	0%

*No GC/C/IRMS tests for formestane or prednisolone/prednisone were recorded in ADAMS for AIOWF Sports/Disciplines

Table 24: ESA Tests Conducted in AIOWF Sports/Disciplines (Urine and Blood)

Sports	Disciplines	Urine				Sub Total	Total Samples	Total AAFs	% AAF
		IC Samples	AAF	OOA Samples	AAF				
Biathlon	-	674	-	1099	-	-	1773	0	0%
Bobsleigh	Bobsleigh	5	-	84	-	89	104	0	0%
	Skeleton	2	-	13	-	15			
Ice Hockey	-	150	-	205	-	-	355	0	0%
Luge	-	-	-	22	-	-	22	0	0%
Skating	Speed Skating greater than 1500m	144	-	152	-	296	886	0	0%
	Speed Skating 1500m or less	116	-	176	-	292			
	Short Track	80	-	137	-	217			
	Figure Skating	36	-	39	-	75			
	Synchronized Skating	5	-	-	-	5			
	Skating	1	-	-	-	1			
Skiing	Cross-Country	470	3	795	1	1265	1917	5	0%
	Alpine	30	-	259	-	289			
	Nordic Combined	66	-	140	-	206			
	Snowboard	17	-	51	1	68			
	Freestyle	14	-	51	-	65			
	Ski Jumping	2	-	22	-	24			
Totals		1,812	3	3,245	2		5,057	5	0.1%

Sports	Disciplines	Blood				Sub Total	Total Samples	Total AAFs	% AAF
		IC Samples	AAF	OOA Samples	AAF				
Biathlon	-	48	-	102	-	-	150	0	0%
Bobsleigh	-	-	-	1	-	-	1	0	0%
Ice Hockey	-	7	-	56	1	-	63	1	0%
Skating	Short Track	32	-	16	-	48	116	0	0%
	Speed Skating 1500m or less	15	-	25	-	40			
	Speed Skating greater than 1500m	12	-	15	-	27			
	Figure Skating	-	-	1	-	1			
Skiing	Cross-Country	5	-	101	-	106	124	0	0%
	Nordic Combined	-	-	10	-	10			
	Alpine	1	-	4	-	5			
	Freestyle	-	-	2	-	2			
	Ski Jumping	-	-	1	-	1			
Totals		120	0	334	1		454	1	0.2%

Table 25: GHRF(GHS/GHRP) Tests Conducted in AIOWF Sports/Disciplines (Urine)

Sports	Disciplines	IC		OOC		Sub Total	Total Samples	Total AAFs	% AAF
		Samples	AAF	Samples	AAF				
Biathlon	-	179	-	525	-	-	704	0	0%
Bobsleigh	Bobsleigh	76	-	242	-	318	437	0	0%
	Skeleton	52	-	67	-	119			
Curling	-	53	-	14	-	-	67	0	0%
Ice Hockey	-	552	-	296	-	-	848	0	0%
Luge	-	49	-	110	-	-	159	0	0%
Skating	Speed Skating 1500m or less	99	-	184	-	283	852	0	0%
	Short Track	117	-	111	-	228			
	Speed Skating greater than 1500m	101	-	124	-	225			
	Figure Skating	58	-	51	-	109			
	Synchronized Skating	5	-	-	-	5			
	Skating	2	-	-	-	2			
Skiing	Cross-Country	162	-	393	-	555	1339	0	0%
	Alpine	104	-	270	-	374			
	Freestyle	60	-	69	-	129			
	Nordic Combined	32	-	76	-	108			
	Snowboard	50	-	42	-	92			
	Ski Jumping	36	-	45	-	81			
Totals		1787	0	2619	0		4,406	0	0%

Table 26: GHRF(GHRH) Tests Conducted in AIOWF Sports/Disciplines (Urine)

Sports	Disciplines	IC		OOC		Sub Total	Total Samples	Total AAFs	% AAF
		Samples	AAF	Samples	AAF				
Biathlon	-	43	-	47	-	-	90	0	0%
Bobsleigh	Bobsleigh	24	-	79	-	103	146	0	0%
	Skeleton	15	-	28	-	43			
Curling	-	4	-	-	-	-	4	0	0%
Ice Hockey	-	3	-	5	-	-	8	0	0%
Luge	-	-	-	32	-	-	32	0	0%
Skating	Speed Skating 1500m or less	37	-	68	-	105	152	0	0%
	Speed Skating greater than 1500m	17	-	19	-	36			
	Short Track	7	-	3	-	10			
	Figure Skating	-	-	1	-	1			
Skiing	Alpine	56	-	41	-	97	216	0	0%
	Cross-Country	21	-	32	-	53			
	Freestyle	41	-	-	-	41			
	Nordic Combined	3	-	12	-	15			
	Snowboard	8	-	1	-	9			
	Ski Jumping	-	-	1	-	1			
Totals		279	0	369	0		648	0	0%

Table 27: GnRH Tests Conducted in AIOWF Sports/Disciplines (Urine)

Sports	Disciplines	IC		OOC		Sub Total	Total Samples	Total AAFs	% AAF
		Samples	AAF	Samples	AAF				
Biathlon	-	147	-	397	-	-	544	0	0%
Bobsleigh	Bobsleigh	74	-	238	-	312	428	0	0%
	Skeleton	50	-	66	-	116			
Curling	-	41	-	14	-	-	55	0	0%
Ice Hockey	-	300	-	228	-	-	528	0	0%
Luge	-	37	-	104	1	-	141	1	1%
Skating	Speed Skating 1500m or less	84	-	149	-	233	642	0	0%
	Short Track	102	-	74	-	176			
	Speed Skating greater than 1500m	74	-	93	-	167			
	Figure Skating	30	-	33	-	63			
	Synchronized Skating	3	-	-	-	3			
Skiing	Cross-Country	72	-	287	-	359	930	0	0%
	Alpine	81	-	207	-	288			
	Freestyle	51	-	59	-	110			
	Nordic Combined	7	-	63	-	70			
	Snowboard	27	-	34	-	61			
	Ski Jumping	4	-	38	-	42			
Totals		1184	0	2084	1		3,268	1	0.03%

Table 28: Insulin Tests Conducted in AIOWF Sports/Disciplines (Urine and Blood)

Sports	Disciplines	IC		OOC		Sub Total	Total Samples	Total AAFs	% AAF
		Samples	AAF	Samples	AAF				
Bobsleigh	Bobsleigh	1	-	33	-	34	45	0	0%
	Skeleton	-	-	11	-	11			
Ice Hockey	-	3	-	7	-	-	10	0	0%
Luge	-	-	-	14	-	-	14	0	0%
Skating	Speed Skating greater than 1500m	7	-	-	-	7	8	0	0%
	Speed Skating 1500m or less	1	-	-	-	1			
Skiing	Nordic Combined	-	-	3	-	3	4	0	0%
	Ski Jumping	-	-	1	-	1			
Totals		12	0	69	0		81	0	0%

Sports	Disciplines	IC		OOC		Sub Total	Total Samples	Total AAFs	% AAF
		Samples	AAF	Samples	AAF				
Skiing	Nordic Combined	-	-	2	-	2	3	0	0%
	Cross-Country	-	-	1	-	1			
Totals		0	0	3	0		3	0	0%

Table 29: IGF-I Analogs Tests Conducted in AIOWF Sports/Disciplines (Urine and Blood)

Sports	Disciplines	Urine				Sub Total	Total Samples	Total AAFs	% AAF
		IC Samples	AAF	OOB Samples	AAF				
Biathlon	Bobsleigh	-	-	30	-	30	41	0	0%
	Skeleton	-	-	11	-	11			
Ice Hockey	-	3	-	4	-	-	7	0	0%
Luge	-	-	-	13	-	-	13	0	0%
Skating	Speed Skating greater than 1500m	7	-	-	-	7	8	0	0%
	Speed Skating 1500m or less	1	-	-	-	1			
Skiing	Nordic Combined	-	-	3	-	3	6	0	0%
	Alpine	-	-	2	-	2			
	Ski Jumping	-	-	1	-	1			
Totals		11	0	64	0		75	0	0%

Sports	Disciplines	Blood				Sub Total	Total Samples	Total AAFs	% AAF
		IC Samples	AAF	OOB Samples	AAF				
Biathlon	Biathlon	-	-	3	-	-	3	0	0%
Bobsleigh	Skeleton	-	-	1	-	-	1	0	0%
Luge	Luge	-	-	1	-	-	1	0	0%
Skating	Speed Skating 1500m or less	-	-	4	-	4	8	0	0%
	Speed Skating greater than 1500m	-	-	2	-	2			
	Figure Skating	-	-	2	-	2			
Skiing	Cross-Country	-	-	4	-	4	7	0	0%
	Nordic Combined	-	-	2	-	2			
	Alpine	-	-	1	-	1			
Totals		0	0	20	0		20	0	0%

Table 30: hGH Isoforms Tests Conducted in AIOWF Sports/Disciplines (Blood)

Sports	Disciplines	IC			OOC			sub total	Total Samples	Total AAFs	% AAF
		Samples	ATF	AAF	Samples	ATF	AAF				
Biathlon	-	56	-	-	276	1	-	-	332	0	0%
Bobsleigh	Bobsleigh	3	-	-	70	-	-	73	102	0	0%
	Skeleton	3	-	-	26	-	-	29			
Ice Hockey	-	100	-	-	223	-	-	-	323	0	0%
Luge	-	5	-	-	39	-	-	-	44	0	0%
Skating	Speed Skating 1500m or less	39	-	-	41	-	-	80	244	0	0%
	Short Track	35	-	-	43	-	-	78			
	Speed Skating greater than 1500m	22	-	-	50	-	-	72			
	Figure Skating	4	-	-	9	-	-	13			
	Skating	1	-	-	-	-	-	1			
Skiing	Cross-Country	40	-	-	243	-	-	283	573	0	0%
	Alpine	22	-	-	152	-	-	174			
	Nordic Combined	7	-	-	64	-	-	71			
	Ski Jumping	7	-	-	9	-	-	16			
	Snowboard	2	-	-	14	-	-	16			
	Freestyle	1	-	-	12	-	-	13			
Totals		347	0	0	1,271	1	0		1,618	0	0%

Table 31: hGH Biomarkers Tests Conducted in AIOWF Sports/Disciplines (Blood)

Sports	Disciplines	IC			OOC			sub total	Total Samples	Total AAFs	% AAF
		Samples	ATF	AAF	Samples	ATF	AAF				
Biathlon	-	8	-	-	82	-	-	-	90	0	0%
Bobsleigh	Bobsleigh	-	-	-	25	-	-	25	40	0	0%
	Skeleton	-	-	-	15	-	-	15			
Ice Hockey	-	12	-	-	107	-	-	-	119	0	0%
Luge	-	1	-	-	17	-	-	-	18	0	0%
Skating	Short Track	10	-	-	23	-	-	33	87	0	0%
	Speed Skating 1500m or less	9	-	-	15	-	-	24			
	Speed Skating greater than 1500m	6	-	-	15	-	-	21			
	Figure Skating	-	-	-	7	-	-	7			
	Synchronized Skating	2	-	-	-	-	-	2			
Skiing	Cross-Country	41	-	-	175	-	-	216	341	0	0%
	Alpine	3	-	-	77	-	-	80			
	Nordic Combined	6	-	-	18	-	-	24			
	Ski Jumping	-	-	-	7	-	-	7			
	Snowboard	-	-	-	7	-	-	7			
	Freestyle	-	-	-	7	-	-	7			
Totals		98	0	0	597	0	0		695	0	0%

Table 32: HBOC Tests Conducted in AIOWF Sports/Disciplines (Blood)

Sports	Disciplines	IC		OOC		Sub Total	Total Samples	Total AAFs	% AAF
		Samples	AAF	Samples	AAF				
Biathlon	-	-	-	10	-	-	10	0	0%
Ice Hockey	-	2	-	26	-	-	28	0	0%
Skating	Speed Skating 1500m or less	2	-	14	-	16	36	0	0%
	Short Track	-	-	11	-	11			
	Speed Skating greater than 1500m	-	-	9	-	9			
Skiing	Cross-Country	4	-	2	-	6	11	0	0%
	Nordic Combined	-	-	2	-	2			
	Freestyle	-	-	2	-	2			
	Snowboard	-	-	1	-	1			
Totals		8	0	77	0		85	0	0%

Table 33: HBT (Transfusion) Tests Conducted in AIOWF Sports/Disciplines (Blood)

Sports	Disciplines	IC		OOC		Sub Total	Total Samples	Total AAFs	% AAF
		Samples	AAF	Samples	AAF				
Biathlon	-	1	-	-	-	-	1	0	0%
Skiing	Cross-Country	23	-	3	-	26	27	0	0%
	Nordic Combined	1	-	-	-	1			
Totals		25	0	3	0		28	0	0%

Table 34: GC/C/IRMS Tests Conducted in ARISF Sports/Disciplines for Markers of the Steroid Profile (Urine)

Sports	Disciplines	IC		OOC		Sub Total	Total Samples	Total AAFs	% AAF
		Samples	AAF	Samples	AAF				
Air Sports	Military Parachuting	-	-	1	1	1	2	1	50%
	Ballooning	1	-	-	-	1			
American Football	-	15	1	7	-	-	22	1	5%
Automobile Sports	Automobile Sports	3	-	2	-	5	8	1	13%
	Rally	2	1	1	-	3			
Baseball / Softball	Baseball	12	-	11	-	23	29	0	0%
	Softball	5	-	1	-	6			
Basque Pelota	-	1	-	-	-	-	1	0	0%
Billiards Sports	Billiards	2	-	-	-	2	5	0	0%
	Snooker	2	-	-	-	2			
	Carom	1	-	-	-	1			
Boules Sports	Raffa	2	-	-	-	2	4	0	0%
	Boules Sports	1	-	-	-	1			
	Lyonnaise	1	-	-	-	1			
Bowling	-	2	-	-	-	-	2	0	0%
Bridge	-	2	1	-	-	-	2	1	50%
Cheer	-	2	-	3	-	-	5	0	0%
Chess	-	1	-	-	-	-	1	0	0%
Cricket	Cricket	12	-	15	-	27	29	0	0%
	Twenty20	-	-	1	-	1			
	One Day International	1	-	-	-	1			
DanceSport	DanceSport	1	-	1	-	2	4	0	0%
	Rock'n'Roll	1	-	-	-	1			
	10-dance	1	-	-	-	1			
Floorball	-	7	-	3	-	-	10	0	0%
Karate	-	22	-	23	-	-	45	0	0%
Kickboxing	Kickboxing	6	1	4	-	10	16	2	13%
	K1 Rules	3	1	-	-	3			
	Kick Light	1	-	-	-	1			
	Point Fighting	1	-	-	-	1			
	Low Kick	1	-	-	-	1			
Korfball	-	1	-	-	-	-	1	0	0%
Lacrosse	-	-	-	1	-	-	1	0	0%
Lifesaving	-	5	-	-	-	-	5	0	0%
Motorcycle Racing	Motocross	11	-	-	-	11	16	0	0%
	Enduro	2	-	-	-	2			
	Road Racing	1	-	-	-	1			
	Speedway	1	-	-	-	1			
	Motorcycle Racing	1	-	-	-	1			
Mountaineering and Climbing	Skyrunning	2	-	-	-	2	3	0	0%
	Mountaineering and Climbing	1	-	-	-	1			
Muaythai	-	3	-	2	-	-	5	0	0%
Netball	-	1	-	1	-	-	2	0	0%
Orienteering	Foot Orienteering	2	-	-	-	2	3	0	0%
	Orienteering	-	-	1	-	1			
Racquetball	-	1	-	3	-	-	4	0	0%

Table 34: GC/C/IRMS Tests Conducted in ARISF Sports/Disciplines for Markers of the Steroid Profile (Urine)
(continued)

Sports	Disciplines	IC		OOC		Sub Total	Total Samples	Total AAFs	% AAF
		Samples	AAF	Samples	AAF				
Roller Sports	Hockey	3	-	1	-	4	11	0	0%
	Skateboarding	3	-	-	-	3			
	Inline Speed Skating Sprint 1000m or less	2	-	-	-	2			
	Alpine and Inline Downhill	1	-	-	-	1			
	Inline Speed Skating Distance greater than 1000m	-	-	1	-	1			
Sambo	-	1	-	6	-	-	7	0	0%
Ski Mountaineering	-	1	-	-	-	-	1	0	0%
Sport Climbing	Boulder	6	-	2	-	8	12	0	0%
	Speed	2	-	-	-	2			
	Sport Climbing	1	-	1	-	2			
Squash	-	2	-	1	-	-	3	0	0%
Sumo	-	-	-	1	-	-	1	0	0%
Surfing	-	3	-	-	-	-	3	0	0%
Tug of War	-	2	-	1	-	-	3	0	0%
Underwater Sports	Finswimming Pool	7	-	-	-	7	11	0	0%
	UW Rugby	1	-	-	-	1			
	UW Hockey	1	-	-	-	1			
	Finswimming Open Water	1	-	-	-	1			
	Apnoea (all subdisciplines)	1	-	-	-	1			
Waterskiing	Cableski	1	-	1	-	2	3	0	0%
	Racing Water Ski	1	-	-	-	1			
Wushu	Wushu	2	-	-	-	2	4	0	0%
	Sanda	1	-	-	-	1			
	Taolu	-	-	1	-	1			
Totals		187	5	97	1	160	284	6	2.1%

Table 35: GC/C/IRMS Tests* Conducted in ARISF Sports/Disciplines for for Other Targets (Urine)

19-norandrosterone

Sports	Disciplines	IC		OOC		Sub Total	Total Samples	Total AAFs	% AAF
		Samples	AAF	Samples	AAF				
Basque Pelota	-	1	-	-	-	-	1	0	0%
Sumo	-	-	-	1	-	-	1	0	0%
Totals		1	0	1	0		2	0	0%

boldenone

Sports	Disciplines	IC		OOC		Sub Total	Total Samples	Total AAFs	% AAF
		Samples	AAF	Samples	AAF				
Air Sports	Ballooning	1	-	-	-	-	1	0	0%
American Football	-	1	-	1	-	-	2	0	0%
Baseball	-	1	1	-	-	-	1	1	100%
Karate	-	1	-	1	-	-	2	0	0%
Muaythai	-	1	1	-	-	-	1	1	100%
Roller Sports	Skateboarding	-	-	1	-	-	1	0	0%
Sport Climbing	Boulder	-	-	1	-	-	1	0	0%
Totals		5	2	4	0		9	2	22%

Prednisolone

Sports	Disciplines	IC		OOC		Sub Total	Total Samples	Total AAFs	% AAF
		Samples	AAF	Samples	AAF				
Sport Climbing	-	1	1	-	-	-	1	1	100%
Totals		1	1	0	0		1	1	100%

*No GC/C/IRMS tests for formestane or prednisolone/prednisone were recorded in ADAMS for ARISF Sports/Disciplines

Table 36: ESA Tests Conducted in ARISF Sports/Disciplines (Urine and Blood)

		Urine							
Sports	Disciplines	IC		OOC		Sub Total	Total Samples	Total AAFs	% AAF
		Samples	AAF	Samples	AAF				
American Football	-	20	-	40	-	-	60	0	0%
Automobile Sports	Automobile Sports	13	-	-	-	13	18	0	0%
	Rally	4	-	-	-	4			
	Karting	1	-	-	-	1			
Bandy	-	8	-	6	-	-	14	0	0%
Baseball / Softball	Baseball	55	-	47	-	102	142	0	0%
	Softball	19	-	21	-	40			
Basque Pelota	-	3	-	1	-	-	4	0	0%
Billiards Sports	-	-	-	1	-	-	1	0	0%
Cheer	-	6	-	-	-	-	6	0	0%
Cricket	Cricket	47	-	102	-	149	164	0	0%
	Twenty20	1	-	8	-	9			
	Test	-	-	6	-	6			
DanceSport	DanceSport	8	-	7	-	15	29	0	0%
	Standard	7	-	-	-	7			
	Latin	6	-	-	-	6			
	Rock'n'Roll	-	-	1	-	1			
Floorball	-	18	-	15	-	-	33	0	0%
Ultimate	-	4	-	-	-	-	4	0	0%
Karate	-	47	-	145	-	-	192	0	0%
	Kickboxing	29	-	21	-	50			
	Full Contact	-	-	8	-	8			
	Low Kick	-	-	3	-	3			
	K1 Rules	-	-	1	-	1			
Korfball	-	8	-	6	-	-	14	0	0%
Lacrosse	-	5	-	4	-	9	9	0	0%
Lifesaving	Lifesaving	34	-	29	-	63	65	0	0%
	Pool	2	-	-	-	2			
Motorcycle Racing	Motocross	22	-	1	-	23	45	0	0%
	Road Racing	7	-	1	-	8			
	Motorcycle Racing	8	-	-	-	8			
	Enduro	3	-	-	-	3			
	Speedway	2	-	-	-	2			
	Supermoto	1	-	-	-	1			
Mountaineering and Climbing	Skyrunning	8	-	5	-	13	39	0	0%
	Ski Mountaineering	3	-	8	-	11			
	Mountaineering and Climbing	2	-	4	-	6			
	Climbing	3	-	2	-	5			
	Ice Climbing	4	-	-	-	4			
Muaythai	-	25	-	21	-	-	46	0	0%
Netball	-	5	-	24	-	-	29	0	0%
Orienteering	Orienteering	17	-	16	-	33	60	0	0%
	Foot Orienteering	6	-	14	-	20			
	Ski Orienteering	1	-	3	-	4			
	Mountain Bike Orienteering	1	-	2	-	3			
Polo	-	2	-	-	-	-	2	0	0%
Powerboating	Aquabike	3	-	1	-	4	5	0	0%
	Offshore	-	-	1	-	1			

Table 36: ESA Tests Conducted in ARISF Sports/Disciplines (Urine and Blood) - continued

		Urine							
Sports	Disciplines	IC		OOC		Sub Total	Total Samples	Total AAFs	% AAF
		Samples	AAF	Samples	AAF				
Racquetball	-	1	-	9	-	-	10	0	0%
	Inline Speed Skating Distance greater than 1000m	51	-	24	-	75			
	Inline Speed Skating Sprint 1000m or less	21	-	13	-	34			
Roller Sports	Skateboarding	27	-	5	-	32			
	Hockey	19	-	1	-	20	170	0	0%
	Artistic	2	-	3	-	5			
	Roller Freestyle	2	-	1	-	3			
	Alpine and Inline Downhill	1	-	-	-	1			
Sambo	-	30	-	48	-	78	78	0	0%
Ski Mountaineering	-	50	-	53	-	-	103	0	0%
Sport Climbing	Boulder	12	-	15	-	27			
	Sport Climbing	10	-	15	-	25			
	Speed	13	-	9	-	22	93	0	0%
	Lead	10	-	3	-	13			
	Combined	3	-	3	-	6			
Squash	-	18	-	29	-	-	47	0	0%
Sumo	-	4	-	3	-	-	7	0	0%
Surfing	Surfing	20	-	8	-	28			
	Wind Surfing	-	-	2	-	2	32	0	0%
	Body Board	-	-	1	-	1			
	Stand Up Paddle	-	-	1	-	1			
Tug of War	-	5	-	4	-	-	9	0	0%
Underwater Sports	Finswimming Pool	34	-	25	-	59			
	Apnoea (all subdisciplines)	12	-	3	-	15			
	Finswimming Open Water	10	-	3	-	13			
	UW Rugby	1	-	11	-	12	113	0	0%
	UW Orienteering	6	-	4	-	10			
	Spearfishing	2	-	-	-	2			
	UW Hockey	1	-	-	-	1			
	Free Immersion	1	-	-	-	1			
Waterskiing	Wakeboard Boat	5	-	3	-	8			
	Tournament	5	-	-	-	5			
	Racing Water Ski	4	-	-	-	4	24	0	0%
	Cable Wakeboard	3	-	1	-	4			
	Cableski	-	-	2	-	2			
	Barefoot	-	-	1	-	1			
Wushu	Sanda	17	-	10	-	27			
	Taolu	5	-	9	-	14	42	0	0%
	Wushu	1	-	-	-	1			
Totals		874	0	897	0		1,771	0	0%

Table 36: ESA Tests Conducted in ARISF Sports/Disciplines (Urine and Blood) - continued

		Blood							
Sports	Disciplines	IC		OOC		Sub Total	Total Samples	Total AAFs	% AAF
		Samples	AAF	Samples	AAF				
Karate	-	-	-	3	-	-	3	0	0%
Kickboxing	-	2	-	-	-	2	2	0	0%
Korfball	-	-	-	3	-	-	3	0	0%
Lifesaving	-	-	-	1	-	-	1	0	0%
Mountaineering and Climbing	Mountaineering and Climbing	3	-	4	-	7	9	0	0%
	Skyrunning	-	-	1	-	1			
	Mountain Running (R)	-	-	1	-	1			
Muaythai	-	4	-	-	-	-	4	0	0%
Netball	-	1	-	-	-	-	1	0	0%
Orienteering	Foot Orienteering	-	-	1	-	-	1	0	0%
Roller Sports	Inline Speed Skating Distance greater than 1000m	2	-	1	-	3	4	0	0%
	Inline Speed Skating Sprint 1000m or less	-	-	1	-	1			
Ski Mountaineering	-	-	-	1	-	-	1	0	0%
Sport Climbing	Boulder	-	-	6	-	-	6	0	0%
Underwater Sports	Finswimming Pool	-	-	1	-	-	1	0	0%
Totals		12	0	24	0		36	0	0%

Table 37: GHRF(GHS/GHRP) Tests Conducted in ARISF Sports/Disciplines (Urine)

Sports	Disciplines	IC		OOC		Sub Total	Total Samples	Total AAFs	% AAF
		Samples	AAF	Samples	AAF				
Air Sports	Microlight and Paramotor	-	-	1	-	1	2	0	0%
	Ballooning	1	-	-	-	1			
American Football	-	65	-	94	-	-	159	0	0%
Automobile Sports	-	4	-	2	-	-	6	0	0%
Bandy	-	12	-	10	-	-	22	0	0%
Baseball / Softball	Baseball	98	-	105	-	203	345	0	0%
	Softball	57	-	85	-	142			
Basque Pelota	-	11	-	8	-	-	19	0	0%
Snooker	-	-	-	1	-	-	1	0	0%
Lawn Bowl	-	2	-	-	-	-	2	0	0%
Bowling	Bowling	22	-	3	-	25	34	0	0%
	Ten-Pin	6	-	2	-	8			
	Nine-Pin Classic	1	-	-	-	1			
Cheer	-	6	-	6	-	-	12	0	0%
Cricket	Cricket	76	-	171	-	247	264	0	0%
	Twenty20	1	-	8	-	9			
	Test	-	-	7	-	7			
	One Day International	-	-	1	-	1			
DanceSport	DanceSport	8	-	6	-	14	27	0	0%
	Standard	7	-	-	-	7			
	Latin	6	-	-	-	6			
Floorball	-	26	-	17	-	-	43	0	0%
Ultimate	-	3	-	1	-	-	4	0	0%
Karate	-	121	-	198	-	-	319	0	0%
Kickboxing	Kickboxing	19	-	35	-	54	75	0	0%
	K1 Rules	12	-	1	-	13			
	Full Contact	1	-	6	-	7			
	Low Kick	-	-	1	-	1			
Korfball	-	6	-	6	-	-	12	0	0%
Lacrosse	-	18	-	23	-	-	41	0	0%
Lifesaving	Lifesaving	11	-	15	-	26	27	0	0%
	Pool	1	-	-	-	1			
Motorcycle Racing	Motocross	15	-	-	-	15	19	0	0%
	Motorcycle Racing	4	-	-	-	4			
Mountaineering and Climbing	Ski Mountaineering	2	-	4	-	6	15	0	0%
	Climbing	5	-	-	-	5			
	Skyrunning	2	-	-	-	2			
	Ice Climbing	2	-	-	-	2			
Muaythai	-	34	-	21	-	-	55	0	0%
Netball	-	2	-	45	-	-	47	0	0%
Orienteering	Orienteering	7	-	9	-	16	31	0	0%
	Foot Orienteering	6	-	4	-	10			
	Ski Orienteering	-	-	3	-	3			
	Mountain Bike Orienteering	1	-	1	-	2			
Polo	Polo	1	-	-	-	-	1	0	0%
Powerboating	Aquabike	4	-	1	-	-	5	0	0%
Racquetball	-	27	-	31	-	-	58	0	0%

Table 37: GHRF(GHS/GHRP) Tests Conducted in ARISF Sports/Disciplines (Urine) - continued

Sports	Disciplines	IC		OOCC		Sub	Total	Total	%
		Samples	AAF	Samples	AAF	Total	Samples	AAFs	AAF
Roller Sports	Inline Speed Skating Distance greater than 1000m	35	-	21	-	56	182	0	0%
	Skateboarding	27	-	17	-	44			
	Inline Speed Skating Sprint 1000m or less	14	-	21	-	35			
	Hockey	25	-	3	-	28			
	Artistic	9	-	3	-	12			
	Roller Freestyle	2	-	2	-	4			
	Alpine and Inline Downhill	2	-	-	-	2			
Inline Freestyle	1	-	-	-	1				
Sambo	-	31	-	47	-	-	78	0	0%
Ski Mountaineering	-	7	-	17	-	-	24	0	0%
Sport Climbing	Boulder	9	-	17	-	26	79	0	0%
	Sport Climbing	8	-	11	-	19			
	Lead	14	-	4	-	18			
	Speed	7	-	4	-	11			
	Combined	2	-	3	-	5			
Squash	-	37	-	40	-	-	77	0	0%
Sumo	-	4	-	3	-	-	7	0	0%
Surfing	Surfing	72	-	19	-	91	97	0	0%
	Wind Surfing	-	-	3	-	3			
	Stand Up Paddle	-	-	3	-	3			
Tug of War	-	5	-	7	-	-	12	0	0%
Underwater Sports	Finswimming Pool	18	-	16	-	34	53	0	0%
	UW Rugby	1	-	5	-	6			
	Finswimming Open Water	4	-	1	-	5			
	Apnoea (all subdisciplines)	2	-	1	-	3			
	Spearfishing	2	-	-	-	2			
	UW Orienteering	-	-	1	-	1			
	UW Hockey	1	-	-	-	1			
Free Immersion	1	-	-	-	1				
Waterskiing	Racing Water Ski	17	-	11	-	28	81	0	0%
	Wakeboard Boat	11	-	8	-	19			
	Tournament	14	-	2	-	16			
	Cable Wakeboard	5	-	3	-	8			
	Cableski	-	-	7	-	7			
	Tricks & Jumps (R)	1	-	1	-	2			
	Barefoot	-	-	1	-	1			
Wushu	Sanda	5	-	17	-	22	40	0	0%
	Taolu	10	-	7	-	17			
	Wushu	1	-	-	-	1			
		1117	0	1258	0		2,375	0	0%

Table 38: GHRF(GHRH) Tests Conducted in ARISF Sports/Disciplines (Urine)

Sports	Disciplines	IC		OOC		Sub Total	Total Samples	Total AAFs	% AAF
		Samples	AAF	Samples	AAF				
American Football	-	1	-	20	-	-	21	0	0%
Baseball / Softball	Baseball	2	-	-	-	2	7	0	0%
	Softball	-	-	5	-	5			
Bowling	-	12	-	-	-	-	12	0	0%
Cheer	-	6	-	-	-	-	6	0	0%
Cricket	Cricket	-	-	44	-	44	55	0	0%
	Test	-	-	7	-	7			
	Twenty20	-	-	3	-	3			
	One Day International	-	-	1	-	1			
Karate	-	1	-	4	-	-	5	0	0%
Kickboxing	-	-	-	6	-	-	6	0	0%
Korfball	-	-	-	3	-	-	3	0	0%
Lacrosse	-	-	-	5	-	-	5	0	0%
Lifesaving	-	-	-	1	-	-	1	0	0%
Motorcycle Racing	Motocross	9	-	-	-	-	9	0	0%
Netball	-	-	-	3	-	-	3	0	0%
Orienteering	-	1	-	-	-	-	1	0	0%
Racquetball	-	-	-	4	-	-	4	0	0%
Roller Sports	Inline Speed Skating Sprint 1000m or less	4	-	7	-	11	26	0	0%
	Inline Speed Skating Distance greater than 1000m	3	-	6	-	9			
	Skateboarding	3	-	1	-	4			
	Artistic	-	-	1	-	1			
Hockey	Hockey	-	-	1	-	1	2	0	0%
	-	1	-	1	-	-			
Sambo	-	1	-	1	-	-	2	0	0%
Sport Climbing	Boulder	2	-	-	-	2	3	0	0%
	Sport Climbing	-	-	1	-	1			
Squash	-	6	-	6	-	-	12	0	0%
Stand Up Paddle	-	-	-	1	-	-	1	0	0%
Underwater Sports	Finswimming Pool	2	-	2	-	4	5	0	0%
	Finswimming Open Water	1	-	-	-	1			
Waterskiing	Racing Water Ski	-	-	7	-	7	21	0	0%
	Cableski	-	-	5	-	5			
	Wakeboard Boat	-	-	3	-	3			
	Cable Wakeboard	-	-	3	-	3			
	Tournament	-	-	2	-	2			
	Barefoot	-	-	1	-	1			
Wushu	Sanda	-	-	1	-	-	1	0	0%
Totals		54	0	155	0		209	0	0%

Table 39: GnRH Tests Conducted in ARISF Sports/Disciplines (Urine)

Sports	Disciplines	IC Samples AAF	IC AAF	OOB Samples AAF	OOB AAF	Sub Total	Total Samples	Total AAFs	% AAF
Air Sports	Microlight and Paramotor	-	-	1	-	1	2	0	0%
	Ballooning	1	-	-	-	1			
American Football	-	30	-	87	-	-	117	0	0%
Automobile Sports	-	4	-	2	-	-	6	0	0%
Bandy	-	10	-	10	-	-	20	0	0%
Baseball / Softball	Baseball	55	-	68	-	123	203	0	0%
	Softball	41	-	39	-	80			
Basque Pelota	-	11	-	1	-	-	12	0	0%
Billiards Sports	Billiards	1	-	-	-	-	1	0	0%
Boules Sports	Lawn Bowl	2	-	-	-	-	2	0	0%
Bowling	Bowling	22	-	2	-	24	33	0	0%
	Ten-Pin	6	-	2	-	8			
	Nine-Pin Classic	1	-	-	-	1			
Cheer	-	6	-	6	-	-	12	0	0%
Cricket	Cricket	68	-	165	-	233	250	0	0%
	Twenty20	1	-	8	-	9			
	Test	-	-	7	-	7			
	One Day International	-	-	1	-	1			
DanceSport	-	4	-	6	-	-	10	0	0%
Floorball	-	24	-	15	-	-	39	0	0%
Flying Disc	Ultimate	2	-	1	-	-	3	0	0%
Karate	-	75	-	115	-	-	190	0	0%
	Kickboxing	7	-	23	-	30	46	0	0%
	K1 Rules	12	-	1	-	13			
	Full Contact	1	-	1	-	2			
	Low Kick	-	-	1	-	1			
Korfball	-	-	-	4	-	-	4	0	0%
Lacrosse	-	18	-	23	-	-	41	0	0%
Lifesaving	-	7	-	13	-	-	20	0	0%
Motorcycle Racing	Motocross	15	-	-	-	15	16	0	0%
	Motorcycle Racing	1	-	-	-	1			
Mountaineering and Climbing	Climbing	5	-	-	-	5	9	0	0%
	Ski Mountaineering	-	-	4	-	4			
Muaythai	-	17	-	11	-	-	28	0	0%
Netball	-	2	-	42	-	-	44	0	0%
Orienteering	Orienteering	7	-	4	-	11	26	0	0%
	Foot Orienteering	6	-	4	-	10			
	Ski Orienteering	-	-	3	-	3			
	Mountain Bike Orienteering	1	-	1	-	2			
Powerboating	Aquabike	-	-	1	-	-	1	0	0%
Racquetball	-	13	-	22	-	-	35	0	0%
	Inline Speed Skating Distance greater than 1000m	27	-	19	-	46	131	0	0%
	Skateboarding	24	-	10	-	34			
	Hockey	21	-	1	-	22			
	Inline Speed Skating Sprint 1000m or less	8	-	14	-	22			
	Artistic	3	-	2	-	5			
Roller Freestyle	-	-	2	-	2				
Sambo	-	25	-	35	-	-	60	0	0%
Ski Mountaineering	-	4	-	13	-	-	17	0	0%

Table 39: GnRH Tests Conducted in ARISF Sports/Disciplines (Urine) - continued

Sports	Disciplines	IC		OOC		Sub Total	Total Samples	Total AAFs	% AAF
		Samples	AAF	Samples	AAF				
Sport Climbing	Sport Climbing	3	-	8	-	11	87	0	0%
	Lead	4	-	2	-	6			
	Boulder	5	-	-	-	5			
	Combined	2	-	3	-	5			
	Speed	2	-	3	-	5			
	Squash	29	-	26	-	55			
Surfing	Surfing	69	-	11	-	80	83	0	0%
	Stand Up Paddle	-	-	3	-	3			
Tug of War	-	4	-	6	-	-	10	0	0%
Underwater Sports	Finswimming Pool	7	-	10	-	17	27	0	0%
	UW Rugby	-	-	5	-	5			
	Finswimming Open Water	2	-	-	-	2			
	UW Orienteering	-	-	1	-	1			
	UW Hockey	1	-	-	-	1			
	Spearfishing	1	-	-	-	1			
Waterskiing	Racing Water Ski	15	-	11	-	26	72	0	0%
	Tournament	12	-	2	-	14			
	Wakeboard Boat	6	-	6	-	12			
	Cableski	-	-	8	-	8			
	Cable Wakeboard	5	-	3	-	8			
	Tricks & Jumps (R)	1	-	1	-	2			
	Barefoot	-	-	2	-	2			
Wushu	Sanda	2	-	6	-	8	10	0	0%
	Wushu	1	-	-	-	1			
	Taolu	1	-	-	-	1			
		760	0	907	0		1,667	0	0%

Table 40: Insulin Tests Conducted in ARISF Sports/Disciplines (Urine and Blood)*

Sports	Disciplines	Urine				Sub Total	Total Samples	Total AAFs	% AAF
		IC Samples	AAF	OOC Samples	AAF				
American Football	-	6	-	19	-	-	25	0	0%
Kickboxing	-	2	-	-	-	-	2	0	0%
Korfball	-	-	-	3	-	-	3	0	0%
Lifesaving	-	-	-	9	-	-	9	0	0%
Orienteering	-	1	-	-	-	-	1	0	0%
Sambo	-	1	-	-	-	-	1	0	0%
Squash	-	-	-	4	-	-	4	0	0%
Tug of War	-	-	-	1	-	-	1	0	0%
Waterskiing	Wakeboard Boat	-	-	2	-	2	4	0	0%
	Barefoot	-	-	1	-	1			
	Cableski	-	-	1	-	1			
		10	0	40	0		50	0	0%

* No Insulin Tests in Blood were recorded in ADAMS for ARISF Sports

Table 41: IGF-I Analogs Tests Conducted in ARISF Sports/Disciplines (Urine and Blood)

Sports	Disciplines	Urine				Sub Total	Total Samples	Total AAFs	% AAF
		IC Samples	AAF	OOC Samples	AAF				
American Football	-	-	-	19	1	-	19	1	0%
Korfball	-	-	-	3	-	-	3	0	0%
Lifesaving	-	-	-	1	-	-	1	0	0%
Orienteering	-	1	-	-	-	-	1	0	0%
Sambo	-	1	-	-	-	-	1	0	0%
Squash	-	-	-	2	-	-	2	0	0%
Waterskiing	Wakeboard Boat	-	-	2	-	2	4	0	0%
	Barefoot	-	-	1	-	1			
	Cableski	-	-	1	-	1			
		2	0	29	1		31	1	3%

Sports	Disciplines	Blood				Sub Total	Total Samples	Total AAFs	% AAF
		IC Samples	AAF	OOC Samples	AAF				
American Football	-	6	-	-	-	6	6	0	0%
Baseball / Softball	Baseball	-	-	3	-	3	8	0	0%
	Softball	-	-	5	-	5			
Karate	-	3	-	-	-	3	3	0	0%
Orienteering	Foot Orienteering	-	-	1	-	1	1	0	0%
		9	0	9	0		18	0	0%

Table 42: hGH Isoforms Tests Conducted in ARISF Sports/Disciplines (Blood)

Sports	Disciplines	IC			OOC			Sub Total	Total Samples	Total AAFs	% AAF
		Samples	ATF	AAF	Samples	ATF	AAF				
American Football	-	13	-	-	29	-	-	-	42	0	0%
Bandy	-	-	-	-	7	-	-	-	7	0	0%
Baseball / Softball	Baseball	21	-	-	22	-	-	43	55	0	0%
	Softball	3	-	-	9	-	-	12			
Basque Pelota	-	2	-	-	-	-	-	-	2	0	0%
Cheer	-	8	-	-	-	-	-	-	8	0	0%
Cricket	Cricket	-	-	-	25	-	-	25	27	0	0%
	Twenty20	-	-	-	2	-	-	2			
DanceSport	Standard	7	-	-	-	-	-	7	18	0	0%
	Latin	6	-	-	-	-	-	6			
	DanceSport	1	-	-	2	-	-	3			
	Boogie Woogie	1	-	-	-	-	-	1			
	Rock'n'Roll	1	-	-	-	-	-	1			
Floorball	-	3	-	-	3	-	-	-	6	0	0%
Icestocksport	Icestocksport Distance	2	-	-	2	-	-	-	4	0	0%
Karate	-	24	-	-	55	-	-	-	79	0	0%
Kickboxing	Kickboxing	13	-	-	7	-	-	20	25	0	0%
	Full Contact	-	-	-	3	-	-	3			
	Low Kick	-	-	-	1	-	-	1			
	K1 Rules	-	-	-	1	-	-	1			
Korfball	-	-	-	3	1	-	-	-	3	0	0%
Lacrosse	-	4	-	-	3	-	-	-	7	0	0%
Lifesaving	-	3	-	-	9	-	-	-	12	0	0%
Motorcycle Racing	Road Racing Endurance	8	-	-	-	-	-	8	12	0	0%
	Road Racing	4	-	-	-	-	-	4			
Mountaineering and Climbing	Ski Mountaineering	-	-	-	4	-	-	4	10	0	0%
	Skyrunning	2	-	-	-	-	-	2			
	Ice Climbing	2	-	-	-	-	-	2			
	Mountaineering and Climbing	2	-	-	-	-	-	2			
Muaythai	-	1	-	-	9	-	-	-	10	0	0%
Netball	-	-	-	-	3	-	-	-	3	0	0%
Orienteering	Foot Orienteering	3	-	-	3	-	-	6	14	0	0%
	Orienteering	3	-	-	1	-	-	4			
	Ski Orienteering	-	-	-	2	-	-	2			
	Mountain Bike Orienteering	1	-	-	1	-	-	2			
Powerboating	Aquabike	5	-	-	-	-	-	5	6	0	0%
	Offshore	-	-	-	1	-	-	1			
Racquetball	-	-	-	-	2	-	-	-	2	0	0%
Roller Sports	Inline Speed Skating Distance greater than 1000m	8	-	-	8	-	-	16	35	0	0%
	Inline Speed Skating Sprint 1000m or less	3	-	-	8	-	-	11			
	Hockey	1	-	-	4	-	-	5			
	Skateboarding	2	-	-	1	-	-	3			
Sambo	-	24	-	-	15	-	-	-	39	0	0%
Ski Mountaineering	-	5	-	-	13	-	-	-	18	0	0%
Sport Climbing	Boulder	-	-	-	10	-	-	10	24	0	0%
	Speed	2	-	-	6	-	-	8			
	Sport Climbing	-	-	-	3	-	-	3			
	Lead	1	-	-	2	-	-	3			
Squash	-	5	-	-	9	-	-	-	14	0	0%
Sumo	-	1	-	-	5	-	-	-	6	0	0%
Surfing	-	1	-	-	1	-	-	-	2	0	0%
Tug of War	-	2	-	-	4	-	-	-	6	0	0%

Table 42: hGH Isoforms Tests Conducted in ARISF Sports/Disciplines (Blood) - continued

Sports	Disciplines	IC			OOC			Sub Total	Total Samples	Total AAFs	% AAF
		Samples	ATF	AAF	Samples	ATF	AAF				
Underwater Sports	Finswimming Pool	7	-	-	12	-	-	19			
	UW Rugby	-	-	-	3	-	-	3			
	Spearfishing	3	-	-	-	-	-	3			
	Apnoea (all subdisciplines)	1	-	-	1	-	-	2	31	0	0%
	Finswimming Open Water	-	-	-	1	-	-	1			
	UW Orienteering	-	-	-	1	-	-	1			
	UW Hockey	1	-	-	-	-	-	1			
Free Immersion	1	-	-	-	-	-	1				
Waterskiing	Wakeboard Boat	3	-	-	-	-	-	3	8	0	0%
	Tournament	2	-	-	1	-	-	3			
	Racing Water Ski	2	-	-	-	-	-	2			
Wushu	Sanda	2	-	-	1	-	-	3	5	0	0%
	Taolu	1	-	-	1	-	-	2			
Totals		221	0	0	319	1	0	540	0	0%	

Table 43: hGH Biomarkers Tests Conducted in ARISF Sports/Disciplines (Blood)

Sports	Disciplines	IC			OOC			Sub Total	Total Samples	Total AAFs	% AAF
		Samples	ATF	AAF	Samples	ATF	AAF				
American Football	-	8	-	-	19	-	-	-	27	0	0%
Baseball / Softball	Baseball	2	-	-	16	-	-	18	31	0	0%
	Softball	2	-	-	11	-	-	13			
Cricket	Cricket	1	-	-	126	-	-	127	129	0	0%
	Twenty20	-	-	-	2	-	-	2			
DanceSport	-	1	-	-	4	-	-	-	5	0	0%
Floorball	-	1	-	-	-	-	-	-	1	0	0%
Icestocksport	Icestocksport Distance	2	-	-	3	-	-	-	5	0	0%
Karate	-	6	-	-	19	-	-	-	25	0	0%
Kickboxing	-	3	-	-	6	-	-	-	9	0	0%
Korfball	-	-	-	-	3	-	-	-	3	0	0%
Lacrosse	-	-	-	-	2	-	-	-	2	0	0%
Lifesaving	-	4	-	-	1	-	-	-	5	0	0%
Mountaineering and Climbing	Ski Mountaineering	-	-	-	2	-	-	-	2	0	0%
Muaythai	-	1	-	-	-	-	-	-	1	0	0%
Netball	-	3	-	-	2	-	-	-	5	0	0%
Orienteering	Orienteering	1	-	-	3	-	-	4	8	0	0%
	Foot Orienteering	1	-	-	2	-	-	3			
	Trail Orienteering	-	-	-	1	-	-	1			
Powerboating	Aquabike	1	-	-	-	-	-	-	1	0	0%
Racquetball	-	-	-	-	1	-	-	-	1	0	0%
Roller Sports	Hockey	-	-	-	4	-	-	4	10	0	0%
	Inline Speed Skating Sprint 1000m or less	2	-	-	-	-	-	2			
	Inline Speed Skating Distance greater than 1000m	2	-	-	-	-	-	2			
	Skateboarding	-	-	-	1	-	-	1			
	Artistic	-	-	-	1	-	-	1			
Sambo	-	1	-	-	6	-	-	-	7	0	0%
Ski Mountaineering	-	7	-	-	8	-	-	-	15	0	0%
Sport Climbing	Boulder	-	-	-	4	-	-	4	10	0	0%
	Sport Climbing	-	-	-	3	-	-	3			
	Speed	1	-	-	-	-	-	1			
	Combined	-	-	-	1	-	-	1			
	Lead	-	-	-	1	-	-	1			
Squash	-	1	-	-	1	-	-	-	2	0	0%
Underwater Sports	Spearfishing	1	-	-	-	-	-	1	4	0	0%
	Free Immersion	1	-	-	-	-	-	1			
	Apnoea (all subdisciplines)	1	-	-	-	-	-	1			
	Finswimming Pool	-	-	-	1	-	-	1			
Totals		54	0	0	254	0	0		308	0	0%

Table 44: HBOC Tests Conducted in ARISF Sports/Disciplines (Blood)

Sports	Disciplines	IC		OOC		Sub Total	Total Samples	Total AAFs	% AAF
		Samples	AAF	Samples	AAF				
Baseball / Softball	Baseball	-	-	11	-	11	16	0	0%
	Softball	2	-	3	-	5			
Bodybuilding	Cricket	-	-	34	-	4	38	0	0%
	Twenty20	-	-	4	-	2			
Kickboxing	-	2	-	4	-	-	6	0	0%
Karate	-	-	-	5	-	-	5	0	0%
Lifesaving	-	-	-	1	-	-	1	0	0%
Muaythai	-	5	-	-	-	-	5	0	0%
Orienteering	Trail Orienteering	-	-	1	-	-	1	0	0%
Sambo	-	-	-	6	-	-	6	0	0%
Sport Climbing	Boulder	-	-	10	-	10	11	0	0%
	Sport Climbing	-	-	1	-	1			
Totals		9	0	80	0		89	0	0%

Table 45: HBT (Transfusion) Tests Conducted in ARISF Sports/Disciplines (Blood)

Sports	Disciplines	IC		OOC		Sub Total	Total Samples	Total AAFs	% AAF
		Samples	AAF	Samples	AAF				
American Football	-	-	-	9	-	-	9	0	0%
Totals		0	0	9	0		9	0	0%

Table 46: GC/C/IRMS Tests Conducted in AIMS Sports/Disciplines for Markers of the Steroid Profile (Urine)

Sports	Disciplines	IC		OOC		Sub Total	Total Samples	Total AAFs	% AAF
		Samples	AAF	Samples	AAF				
Aikido	-	1	-	-	-	-	1	0	0%
Arm Wrestling	-	5	-	3	-	-	8	0	0%
Bodybuilding	Fitness	15	-	12	4	27	48	11	23%
	Bodybuilding	16	5	5	2	21			
Darts	-	3	-	-	-	-	3	0	0%
Dragon Boat	-	-	-	1	1	-	1	1	100%
Draughts	-	1	-	-	-	-	1	0	0%
Fistball	-	-	-	2	-	-	2	0	0%
Ju-Jitsu	-	6	-	1	-	-	7	0	0%
Powerlifting	Powerlifting	75	12	34	1	109	129	18	14%
	Bench Press	12	2	1	-	13			
	Force Athletique	6	3	1	-	7			
Savate	-	-	-	1	-	-	1	0	0%
Sepaktakraw	-	1	-	1	-	-	2	0	0%
Soft Tennis	-	1	-	1	-	-	2	0	0%
Totals		142	22	63	8		205	30	14.6%

Table 47: GC/C/IRMS Tests Conducted in AIMS Sports/Disciplines for Other Targets (Urine)*

19-norandrosterone

Sports	Disciplines	IC		OOC		Sub Total	Total Samples	Total AAFs	% AAF
		Samples	AAF	Samples	AAF				
Bodybuilding	-	1	-	-	-	-	1	0	0%
Kickboxing	Pancrace	1	1	-	-	-	1	1	100%
Powerlifting	-	1	1	-	-	-	1	1	100%
Totals		3	2	0	0		3	2	67%

boldenone

Sports	Disciplines	IC		OOC		Sub Total	Total Samples	Total AAFs	% AAF
		Samples	AAF	Samples	AAF				
Arm Wrestling	-	1	1	-	-	-	1	1	100%
Bodybuilding	-	1	1	-	-	-	1	1	100%
Ju-Jitsu	-	1	1	-	-	-	1	1	100%
Kickboxing	Kick Light	1	-	-	-	-	2	1	50%
	Kickboxing	1	1	-	-	-			
Powerlifting	Powerlifting	3	3	1	1	4	5	4	80%
	Bench Press	1	-	-	-	1			
Totals		9	7	1	1		10	8	80%

formestane

Sports	Disciplines	IC		OOC		Sub Total	Total Samples	Total AAFs	% AAF
		Samples	AAF	Samples	AAF				
Kickboxing	-	-	-	1	-	-	1	0	0%
Powerlifting	-	1	-	-	-	-	1	0	0%
Totals		1	0	1	0		2	0	0%

* No GC/C/IRMS tests for prednisolone/prednisone were recorded in ADAMS for AIMS Sports/Disciplines

Table 48: ESA Tests Conducted in AIMS Sports/Disciplines (Urine and Blood)*

Sports	Disciplines	Urine				Sub Total	Total Samples	Total AAFs	% AAF
		IC Samples	AAF	OOB Samples	AAF				
Arm Wrestling	-	2	-	8	-	10	10	0	0%
Bodybuilding	Bodybuilding	30	-	24	-	54	90	0	0%
	Fitness	9	-	27	-	36			
Dragon Boat	-	3	-	6	-	9	9	0	0%
Fistball	-	-	-	2	-	2	2	0	0%
Ju-Jitsu	-	30	-	16	-	46	46	0	0%
Kendo	-	4	-	1	-	5	5	0	0%
Powerlifting	Powerlifting	116	-	66	-	182	199	0	0%
	Bench Press	10	-	1	-	11			
	Force Athletique	6	-	-	-	6			
Savate	Savate Combat	1	-	2	-	3	7	0	0%
	Savate Assaut	1	-	2	-	3			
	Savate	1	-	-	-	1			
Sepaktakraw	-	-	-	1	-	1	1	0	0%
Soft Tennis	-	6	-	3	-	9	9	0	0%
Totals		219	0	159	0	378	0	0%	

Sports	Disciplines	Blood				Sub Total	Total Samples	Total AAFs	% AAF
		IC Samples	AAF	OOB Samples	AAF				
-	-	-	-	-	-	-	0	0	0%
Totals		0	0	0	0	0	0	0	0%

Table 49: GHRF(GHS/GHRP) Tests Conducted in AIMS Sports/Disciplines (Urine)

Sports	Disciplines	IC		OOC		Sub Total	Total Samples	Total AAFs	% AAF
		Samples	AAF	Samples	AAF				
Arm Wrestling	-	5	-	9	-	-	14	0	0%
Bodybuilding	Bodybuilding	157	5	104	1	261	360	6	2%
	Fitness	26	-	73	-	99			
Dragon Boat	-	3	-	6	-	-	9	0	0%
Fistball	-	-	-	2	-	-	2	0	0%
Icestocksport	Icestocksport Distance	-	-	4	-	4	5	0	0%
	Icestocksport Target	1	-	-	-	1			
Ju-Jitsu	-	36	-	23	-	-	59	0	0%
Kendo	-	4	-	1	-	-	5	0	0%
Powerlifting	Powerlifting	454	4	278	1	732	814	5	1%
	Force Athletique	42	-	11	-	53			
	Bench Press	26	-	3	-	29			
Savate	Savate Combat	1	-	2	-	3	7	0	0%
	Savate Assaut	1	-	2	-	3			
	Savate	1	-	-	-	1			
Sepaktakraw	-	-	-	1	-	-	1	0	0%
Soft Tennis	-	7	-	3	-	-	10	0	0%
Totals		764	9	522	2		1286	11	0.9%

Table 50: GHRF(GHRH) Tests Conducted in AIMS Sports/Disciplines (Urine)

Sports	Disciplines	IC		OOC		Sub Total	Total Samples	Total AAFs	% AAF
		Samples	AAF	Samples	AAF				
Bodybuilding	Fitness	-	-	3	-	3	5	0	0%
	Bodybuilding	-	-	2	-	2			
Ju-Jitsu	-	-	-	4	-	-	4	0	0%
Powerlifting	-	6	-	22	-	-	28	0	0%
Totals		6	0	31	0		37	0	0%

Table 51: GnRH Tests Conducted in AIMS Sports/Disciplines (Urine)

Sports	Disciplines	IC		OOC		Sub Total	Total Samples	Total AAFs	% AAF
		Samples	AAF	Samples	AAF				
Arm Wrestling	-	5	-	1	-	-	6	0	0%
Bodybuilding	Bodybuilding	87	-	43	-	130	194	0	0%
	Fitness	15	-	49	-	64			
Dragon Boat	-	-	-	3	-	-	3	0	0%
Icestocksport	Icestocksport Distance	-	-	4	-	4	5	0	0%
	Icestocksport Target	1	-	-	-	1			
Ju-Jitsu	-	35	-	17	-	-	52	0	0%
Kendo	-	1	-	-	-	-	1	0	0%
Powerlifting	Powerlifting	338	-	189	-	527	593	0	0%
	Force Athletique	39	-	4	-	43			
	Bench Press	22	-	1	-	23			
Savate	Savate Assaut	1	-	2	-	3	5	0	0%
	Savate Combat	1	-	1	-	2			
Totals		545	0	314	0		859	0	0%

Table 52: Insulin Tests Conducted in AIMS Sports/Disciplines (Urine and Blood) *

Sports	Disciplines	Urine				Sub Total	Total Samples	Total AAFs	% AAF
		IC Samples	AAF	OOC Samples	AAF				
Bodybuilding	Fitness	-	-	2	-	2	3	0	0%
	Bodybuilding	-	-	1	-	1			
Powerlifting	-	11	-	7	-	-	18	0	0%
	Totals	11	0	10	0		21	0	0%

* No Insulin Tests in Blood for AIMS Sports were recorded in ADAMS

Table 53: IGF-I Analogs Tests Conducted in AIMS Sports/Disciplines (Urine and Blood)

Sports	Disciplines	Urine				Sub Total	Total Samples	Total AAFs	% AAF
		IC Samples	AAF	OOC Samples	AAF				
Powerlifting	-	-	-	7	-	-	7	0	0%
	Totals	0	0	7	0		7	0	0%

Sports	Disciplines	Blood				Sub Total	Total Samples	Total AAFs	% AAF
		IC Samples	AAF	OOC Samples	AAF				
Powerlifting	-	10	-	14	-	-	24	0	0%
	Totals	10	0	14	0		24	0	0%

Table 54: hGH Isoforms Tests Conducted in AIMS Sports/Disciplines (Blood)

Sports	Disciplines	IC			OOC			Sub Total	Total Samples	Total AAFs	% AAF
		Samples	ATF	AAF	Samples	ATF	AAF				
Arm Wrestling	-	2	-	-	-	-	-	-	2	0	0%
Bodybuilding	Bodybuilding	35	-	-	53	-	1	88	135	1	1%
	Fitness	15	-	-	32	-	-	47			
Fistball	-	-	-	-	1	-	-	-	1	0	0%
Ju-Jitsu	-	16	-	-	5	-	-	-	21	0	0%
Kendo	-	3	-	-	-	-	-	-	3	0	0%
Powerlifting	Powerlifting	106	-	-	102	-	-	208	229	0	0%
	Force Athletique	10	-	-	4	-	-	14			
	Bench Press	7	-	-	-	-	-	7			
Savate	Savate Combat	-	-	-	2	-	-	2	3	0	0%
	Savate	1	-	-	-	-	-	1			
Soft Tennis	-	1	-	-	1	-	-	-	2	0	0%
Totals		196	0	0	200	0	1		396	1	0.3%

Table 55: hGH Biomarkers Tests Conducted in AIMS Sports/Disciplines (Blood)

Sports	Disciplines	IC		OOC		Sub Total	Total Samples	Total AAFs	% AAF
		Samples	AAF	Samples	AAF				
Bodybuilding	-	20	-	9	-	-	29	0	0%
Powerlifting	Powerlifting	93	-	87	-	180	213	0	0%
	Force Athletique	15	-	2	-	17			
	Bench Press	16	-	-	-	16			
Totals		144	0	98	0		242	0	0%

Table 56: HBOC Tests Conducted in AIMS Sports/Disciplines (Blood)

Sports	Disciplines	IC		OOC		Sub Total	Total Samples	Total AAFs	% AAF
		Samples	AAF	Samples	AAF				
Bodybuilding	Bodybuilding	-	-	4	-	4	6	0	0%
	Fitness	-	-	2	-	2			
Powerlifting	Powerlifting	60	-	11	-	71	90	0	0%
	Bench Press	16	-	-	-	16			
	Force Athletique	3	-	-	-	3			
Totals		79	0	17	0		96	0	0%

Table 57: HBT (Transfusion) Tests Conducted in AIMS Sports/Disciplines (Blood)*

Sports	Disciplines	IC		OOC		Sub Total	Total Samples	Total AAFs	% AAF
		Samples	AAF	Samples	AAF				
n/a	-	-	-	-	-	-	0	0	0%
Totals		0	0	0	0		0	0	0%

* No HBT (Transfusion) Tests were recorded in ADAMS for AIMS Sports

Table 58: GC/C/IRMS Tests Conducted in IPC Sports/Disciplines for Markers of the Steroid Profile (Urine)

Sports	Disciplines	IC		OOC		Sub Total	Total Samples	Total AAFs	% AAF
		Samples	AAF	Samples	AAF				
Para-Alpine Skiing	-	-	-	7	-	-	7	0	0%
Para-Athletics	Running Sprints 400m or less All Classes	10	-	17	-	27	74	1	1%
	Throws (R)	7	-	15	-	22			
	Running Middle Distance 800m - 1500m All Classes	3	-	6	-	9			
	Jumping - All Classes	3	-	5	-	8			
	Long Distance 3000m and greater	3	-	3	-	6			
	Combined Events (R)	1	1	1	-	2			
Para-Biathlon	-	-	-	5	-	-	5	0	0%
Para-Cross Country	Middle/Long Distance (R)	1	-	6	-	7	8	0	0%
	Sprint/Short Distance (R)	-	-	1	-	1			
Para-Ice Hockey	-	4	-	3	1	-	7	1	14%
Para-Powerlifting	-	14	1	9	1	-	23	2	9%
Para-Snowboard	-	1	-	1	-	-	2	0	0%
Para-Swimming	Sprint 100m or less (R)	5	-	13	-	18	23	0	0%
	Middle Distance 200-400m (R)	3	-	1	-	4			
	Classes: S10/SB9/SM10 - S14/SB14	-	-	1	-	1			
Shooting Para Sport	Shooting Para Sport	-	-	3	-	-	3	0	0%
Totals		55	2	97	2	105	152	4	3%

Table 59: GC/C/IRMS Tests Conducted in IPC Sports/Disciplines for Other Targets (Urine)*

19-norandrosterone

Sports	Disciplines	IC		OOC		Sub Total	Total Samples	Total AAFs	% AAF
		Samples	AAF	Samples	AAF				
Para-Powerlifting	-	3	1	1	1	-	4	2	50%
Totals		3	1	1	1		4	2	50%

boldenone

Sports	Disciplines	IC		OOC		Sub Total	Total Samples	Total AAFs	% AAF
		Samples	AAF	Samples	AAF				
Para-Powerlifting	-	1	1	1	-	-	2	1	50%
Para-Swimming	Sprint 100m or less (R)	-	-	1	-	-	1	0	0%
Totals		1	1	2	0		3	1	33%

* No GC/C/IRMS tests for formestane or prednisolone/prednisone were recorded in ADAMS for AIMS Sports/Disciplines

Table 60: ESA Tests Conducted in IPC Sports/Disciplines (Urine and Blood)

		Urine							
Sports	Disciplines	IC		OOC		Sub Total	Total Samples	Total AAFs	% AAF
		Samples	AAF	Samples	AAF				
Para-Alpine Skiing	-	12	-	18	-	-	30	0	0%
	Long Distance 3000m and greater	98	-	83	-	181			
	Running Sprints 400m or less All Classes	74	-	81	-	155			
	Running Middle Distance 800m - 1500m All Classes	49	-	93	1	142			
	Throws (R)	11	-	55	-	66			
Para-Athletics	Jumping - All Classes	13	-	16	-	29			
	Combined Events (R)	4	-	4	-	8	587	1	0.2%
	Standing Throws All Classes	-	-	2	-	2			
	Wheelchair Racing - All Distances All Classes	-	-	1	-	1			
	Running Endurance - greater than 1500m All Classes	-	-	1	-	1			
	Seated Throws - Classes: F31-F34/F51-F53	-	-	1	-	1			
Athletics	IPC Long Distance 3000m+ (R)	-	-	1	-	1			
Para-Biathlon	-	12	-	26	-	-	38	0	0%
Para-Cross Country Skiing (R)	Middle/Long Distance (R)	14	-	66	-	80	87	0	0%
	Sprint/Short Distance (R)	4	-	3	-	7			
Para-Ice Hockey	-	8	-	4	-	-	12	0	0%
Para-Nordic Skiing	Para-Nordic Skiing	-	-	14	-	14	17	0	0%
	Para-Cross Country Skiing Middle/Long Distance	2	-	1	-	3			
Para-Powerlifting	Para-Powerlifting	16	-	50	-	-	66	0	0%
Para-Snowboard	Para-Snowboard	7	-	6	-	-	13	0	0%
Para-Swimming	Sprint 100m or less (R)	46	-	99	-	145			
	Middle Distance 200-400m (R)	59	-	51	-	110			
	Long Distance 800m and greater (R)	4	-	7	-	11	269	0	0%
	Classes: S4/SB4/SM4 – S9/SB8/SM9	-	-	2	-	2			
	Classes: S10/SB9/SM10 - S14/SB14	-	-	1	-	1			
Shooting Para Sport	-	-	-	1	-	-	1	0	0%
	Totals	433	0	687	1		1,120	1	0.09%

		Blood							
Sports	Disciplines	IC		OOC		Sub Total	Total Samples	Total AAFs	% AAF
		Samples	AAF	Samples	AAF				
Para-Alpine Skiing	-	-	-	2	-	-	2	0	0%
	Long Distance 3000m and greater	-	-	4	-	4			
	Running Sprints 400m or less All Classes	-	-	2	-	2			
Para-Athletics	Throws (R)	1	-	1	-	2	11	0	0%
	Running Middle Distance 800m - 1500m All Classes	-	-	2	-	2			
	Combined Events (R)	-	-	1	-	1			
Para-Cross Country Skiing (R)	Middle/Long Distance (R)	4	-	2	-	-	6	0	0%
Para-Swimming	Sprint 100m or less (R)	-	-	2	-	2	3	0	0%
	Middle Distance 200-400m (R)	-	-	1	-	1			
	Totals	5	0	17	0		22	0	0%

Table 61: GHRF(GHS/GHRP) Tests Conducted in IPC Sports/Disciplines (Urine)

Sports	Disciplines	IC		OOC		Sub Total	Total Samples	Total AAFs	% AAF
		Samples	AAF	Samples	AAF				
Para-Alpine Skiing	-	8	-	37	-	-	45	0	0%
Para-Athletics	Running Sprints 400m or less All Classes	93	-	207	-	300	919	0	0%
	Throws (R)	112	-	162	-	274			
	Long Distance 3000m and greater	60	-	77	-	137			
	Running Middle Distance 800m - 1500m All Classes	20	-	89	-	109			
	Jumping - All Classes	30	-	54	-	84			
	Combined Events (R)	1	-	7	-	8			
	Standing Throws All Classes	-	-	4	-	4			
	Wheelchair Racing - All Distances All Classes	-	-	1	-	1			
	Seated Throws - Classes: F54-F57	-	-	1	-	1			
Seated Throws - Classes: F31-F34/F51-F53	-	-	1	-	1				
Para-Biathlon	-	14	-	6	-	-	20	0	0%
Para-Cross Country Skiing (R)	Middle/Long Distance (R)	9	-	35	-	44	54	0	0%
	Sprint/Short Distance (R)	7	-	3	-	10			
Para-Ice Hockey	-	9	-	23	-	-	32	0	0%
Para-Nordic Skiing	Para-Nordic Skiing	-	-	14	-	14	15	0	0%
	Para-Cross Country Skiing Middle/Long Distance	-	-	1	-	1			
Para-Powerlifting	Para-Powerlifting	210	-	269	-	479	480	0	0%
Powerlifting	IPC Powerlifting (R)	-	-	1	-	1			
Para-Snowboard	-	8	-	14	-	-	22	0	0%
Para-Swimming	Sprint 100m or less (R)	113	-	212	-	325	469	0	0%
	Middle Distance 200-400m (R)	49	-	88	-	137			
	Long Distance 800m and greater (R)	1	-	2	-	3			
	Classes: S4/SB4/SM4 – S9/SB8/SM9	-	-	2	-	2			
	Classes: S10/SB9/SM10 - S14/SB14	-	-	1	-	1			
Aquatics	IPC Swimming (R)	-	-	1	-	1			
Shooting Para Sport	-	15	-	10	-	-	25	0	0%
Totals		759	0	1322	0		2,081	0	0%

Table 62: GHRF(GHRH) Tests Conducted in IPC Sports/Disciplines (Urine)

Sports	Disciplines	IC		OOC		Sub Total	Total Samples	Total AAFs	% AAF
		Samples	AAF	Samples	AAF				
Para-Alpine Skiing	-	-	-	8	-	-	8	0	0%
Para-Athletics	Long Distance 3000m and greater	37	-	20	-	57	127	0	0%
	Running Sprints 400m or less All Classes	6	-	15	-	21			
	Throws (R)	8	-	13	-	21			
	Running Middle Distance 800m - 1500m All Classes	1	-	13	-	14			
	Jumping - All Classes	2	-	11	-	13			
	Combined Events (R)	1	-	-	-	1			
Para-Powerlifting	-	-	-	16	-	-	16	0	0%
Para-Swimming	Middle Distance 200-400m (R)	9	-	29	-	38	63	0	0%
	Sprint 100m or less (R)	17	-	7	-	24			
	Long Distance 800m and greater (R)	1	-	-	-	1			
Shooting Para Sport	-	-	-	6	-	-	6	0	0%
Totals		82	0	138	0		220	0	0%

Table 63: GnRH Tests Conducted in IPC Sports/Disciplines (Urine)

Sports	Disciplines	IC		OOC		Sub Total	Total Samples	Total AAFs	% AAF
		Samples	AAF	Samples	AAF				
Para-Alpine Skiing	-	6	-	27	-	-	33	0	0%
	Running Sprints 400m or less All Classes	72	-	138	-	210			
	Throws (R)	85	-	115	-	200			
	Long Distance 3000m and greater	57	-	61	-	118			
Para-Athletics	Running Middle Distance 800m - 1500m All Classes	17	-	70	-	87	667	0	0%
	Jumping - All Classes	21	-	25	-	46			
	Combined Events (R)	1	-	3	-	4			
	Standing Throws All Classes	-	-	1	-	1			
	Seated Throws - Classes: F54-F57	-	-	1	-	1			
Para-Biathlon	-	13	-	1	-	-	14	0	0%
Para-Cross Country Skiing (R)	Middle/Long Distance (R)	7	-	32	-	39	48	0	0%
	Sprint/Short Distance (R)	6	-	3	-	9			
Para-Ice Hockey	-	6	-	11	-	-	17	0	0%
Para-Nordic Skiing	-	-	-	14	-	-	14	0	0%
Para-Powerlifting	-	179	-	214	-	-	393	0	0%
Para-Snowboard	-	7	-	8	-	-	15	0	0%
	Sprint 100m or less (R)	76	-	170	-	246			
Para-Swimming	Middle Distance 200-400m (R)	37	-	66	-	103	352	0	0%
	Long Distance 800m and greater (R)	1	-	1	-	2			
	Classes: S4/SB4/SM4 – S9/SB8/SM9	-	-	1	-	1			
Shooting Para Sport	-	15	-	8	-	-	23	0	0%
	Totals	606	0	970	0		1,576	0	0%

Table 64: Insulin Tests Conducted in IPC Sports/Disciplines (Urine and Blood)

Urine

Sports	Disciplines	IC		OOC		Sub Total	Total Samples	Total AAFs	% AAF
		Samples	AAF	Samples	AAF				
Para-Athletics	Throws (R)	-	-	1	-	-	1	0	0%
Para-Powerlifting	-	-	-	1	-	-	1	0	0%
	Totals	0	0	2	0		2	0	0%

Blood

Sports	Disciplines	IC		OOC		Sub Total	Total Samples	Total AAFs	% AAF
		Samples	AAF	Samples	AAF				
Para-Athletics	Throws (R)	-	-	1	-	-	1	0	0%
	Totals	0	0	1	0		1	0	0%

Table 65: IGF-I Analogs Tests Conducted in IPC Sports/Disciplines (Urine and Blood)

		Urine							
Sports	Disciplines	IC		OOC		Sub Total	Total Samples	Total AAFs	% AAF
		Samples	AAFs	Samples	AAFs				
Para-Powerlifting	-	-	-	1	-	-	1	0	0%
	Totals	0	0	1	0		1	0	0%

		Blood							
Sports	Disciplines	Samples AAF		Samples AAF		Total Samples	Total AAFs	Total AAFs	AAFs
		Samples	AAFs	Samples	AAFs				
Para-Athletics	Running Sprints 400m or less All Classes	-	-	3	-	3			
	Running Middle Distance 800m - 1500m All Classes	-	-	3	-	3			
	Throws (R)	-	-	1	-	1			
	Long Distance 3000m and greater	-	-	1	-	1			
Para-Cross Country Skiing (R)	Middle/Long Distance (R)	-	-	1	-	-	1	0	0%
Para-Swimming	Middle Distance 200-400m (R)	-	-	3	-	3			
	Sprint 100m or less (R)	-	-	2	-	2			
	Totals	0	0	14	0		14	0	0%

Table 66: hGH Isoforms Tests Conducted in IPC Sports/Disciplines (Blood)

Sports	Disciplines	IC			OOC			Sub Total	Total Samples	Total AAFs	% AAF
		Samples	ATF	AAF	Samples	ATF	AAF				
Para-Alpine Skiing	-	7	-	-	4	-	-	-	11	0	0%
Para-Athletics	Throws (R)	7	-	-	59	-	-	66	167	0	0%
	Running Sprints 400m or less All Classes	5	-	-	59	-	-	64			
	Running Middle Distance 800m - 1500m All Classes	3	-	-	16	-	-	19			
	Long Distance 3000m and greater	3	-	-	6	-	-	9			
	Jumping - All Classes	2	-	-	6	-	-	8			
	Combined Events (R)	-	-	-	1	-	-	1			
Para-Biathlon	-	2	-	-	1	-	-	-	3	0	0%
Para-Cross Country Skiing (R)	Middle/Long Distance (R)	3	-	-	7	-	-	10	11	0	0%
	Sprint/Short Distance (R)	1	-	-	-	-	-	1			
Para-Ice Hockey	-	1	-	-	5	-	-	-	6	0	0%
Para-Powerlifting	-	46	-	-	107	-	-	-	153	0	0%
Para-Snowboard	-	4	-	-	-	-	-	-	4	0	0%
Para-Swimming	Sprint 100m or less (R)	16	-	-	13	-	-	29	45	0	0%
	Middle Distance 200-400m (R)	4	-	-	11	-	-	15			
	Classes: S4/SB4/SM4 – S9/SB8/SM9	-	-	-	1	-	-	1			
Totals		104	0	0	296	0	0		400	0	0%

Table 67: hGH Biomarkers Tests Conducted in IPC Sports/Disciplines (Blood)

Sports	Disciplines	IC			OOC			Sub Total	Total Samples	Total AAFs	% AAF
		Samples	ATF	AAF	Samples	ATF	AAF				
Para-Alpine Skiing	-	-	-	-	3	-	-	-	3	0	0%
Para-Athletics	Running Sprints 400m or less All Classes	1	-	-	15	-	-	16	48	0	0%
	Running Middle Distance 800m - 1500m All Classes	-	-	-	11	-	-	11			
	Throws (R)	-	-	-	8	-	-	8			
	Long Distance 3000m and greater	2	-	-	6	-	-	8			
	Jumping - All Classes	-	-	-	5	-	-	5			
Para-Biathlon	-	4	-	-	-	-	-	-	4	0	0%
Para-Cross Country Skiing (R)	Middle/Long Distance (R)	-	-	-	9	-	-	-	9	0	0%
Para-Ice Hockey	-	1	-	-	6	-	-	-	7	0	0%
Para-Nordic Skiing	Para-Cross Country Skiing Middle/Long Distance	-	-	-	1	-	-	-	1	0	0%
Para-Powerlifting	-	19	-	-	15	-	-	-	34	0	0%
Para-Swimming	Sprint 100m or less (R)	2	-	-	20	-	-	22	37	0	0%
	Middle Distance 200-400m (R)	5	-	-	10	-	-	15			
Totals		34	0	0	109	0	0		143	0	0%

Table 68: HBOC Tests Conducted in IPC Sports/Disciplines (Blood)

Sports	Disciplines	IC		OOC		Sub Total	Total Samples	Total AAFs	% AAF
		Samples	AAF	Samples	AAF				
Para-Alpine Skiing	-	-	-	2	-	-	2	0	0%
Para-Athletics	Throws (R)	-	-	1	-	-	1	0	0%
Para-Cross Country Skiing (R)	Middle/Long Distance (R)	-	-	1	-	-	1	0	0%
Para-Swimming	Sprint 100m or less (R)	1	-	3	-	4	8	0	0%
	Middle Distance 200-400m (R)	3	-	1	-	4			
Totals		4	0	8	0		12	0	0%

Table 69: HBT (Transfusion) Tests Conducted in IPC Sports/Disciplines (Blood)

Sports	Disciplines	IC		OOC		Sub Total	Total Samples	Total AAFs	% AAF
		Samples	AAF	Samples	AAF				
n/a	-	-	-	-	-	-	0	0	0%
Totals		0	0	0	0		0	0	0%

* No HBT (Transfusion) Tests were recorded in ADAMS for IPC Sports

Table 70: GC/C/IRMS Tests Conducted in Sports for Athletes with an Impairment for Markers of the Steroid Profile (Urine)

Sports	Disciplines	IC		OOC		Sub Total	Total Samples	Total AAFs	% AAF
		Samples	AAF	Samples	AAF				
Aquatics	CISS Swimming Sprint 100m or less	-	-	1	-	1	2	0	0%
	CISS Swimming Middle Distance 200-400m	-	-	1	-	1			
Archery	Para-Archery**	2	-	1	-	-	3	0	0%
Athletics	CISS Sprint 400m or less	-	-	4	-	4	10	0	0%
	CISS Throws	1	-	-	-	1			
	INAS Throws	1	-	-	-	1			
	INAS Sprint 400m or less	-	-	1	-	1			
	CISS Middle Distance 800-1500m	1	-	-	-	1			
	CISS Long Distance 3000m and greater	1	-	-	-	1			
	CISS Combined Events	1	-	-	-	1			
Badminton	Para-Badminton**	2	-	-	-	2	3	0	0%
	CISS Badminton	1	-	-	-	1			
Basketball	Wheelchair Basketball	1	-	2	-	-	3	0	0%
Boccia	Para-Boccia	3	-	1	-	-	4	0	0%
Canoe/Kayak	Para-Canoe Sprint**	1	-	-	-	-	1	0	0%
CP Football	-	1	-	-	-	-	1	0	0%
Curling	CISS Curling	-	-	1	-	-	1	0	0%
Cycling	Para-Cycling Road**	4	2	9	-	13	24	2	8%
	Para-Cycling Track Sprint**	7	-	-	-	7			
	Para-Cycling Track Endurance**	3	-	1	-	4			
Equestrian	Para-Equestrian**	-	-	2	-	-	2	0	0%
Fencing	Wheelchair Fencing	1	-	-	-	-	1	0	0%
Football 5-a-Side	Para-Football 5-a-side	3	-	1	-	-	4	0	0%
Football 7-a-Side	Para-Football 7-a-side	-	-	3	-	-	3	0	0%
Goalball	-	5	-	-	-	-	5	0	0%
Ice Hockey	CISS Ice Hockey	1	-	-	-	-	1	0	0%
Judo	Para-Judo	7	-	2	-	-	9	0	0%
Rowing	Para-Rowing**	2	2	1	-	-	3	2	67%
Rugby	Wheelchair Rugby	2	-	-	-	-	2	0	0%
Shooting	CISS Shooting	-	-	1	-	-	1	0	0%
Sitting Volleyball (R)	-	1	-	2	-	-	3	0	0%
Skiing	CISS Cross Country Skiing	-	-	1	-	1	5	0	0%
Table Tennis	Para-Table Tennis**	-	-	4	-	4			
Taekwondo	Para-Taekwondo Poomsae**	-	-	2	-	2	5	0	0%
	Para-Taekwondo-Kyorugi**	1	-	1	-	2			
	CISS Taekwondo	1	-	-	-	1			
Tennis	Wheelchair Tennis**	5	-	2	-	-	7	0	0%
Triathlon	Para-Triathlon**	3	-	2	-	-	5	0	0%
Totals		62	4	46	0		108	4	4%

** Sports and disciplines under the governance of the respective ASOIF and AIOWF IFs.

Table 71: GC/C/IRMS Tests Conducted in Sports for Athletes with an Impairment for Other Targets (Urine)*

boldenone

Sports	Disciplines	IC		OOC		Sub Total	Total Samples	Total AAFs	% AAF
		Samples	AAF	Samples	AAF				
Judo	Para-Judo**	1	-	-	-	-	1	0	0%
Rugby Union	Wheelchair Rugby**	1	-	-	-	-	1	0	0%
Triathlon	Para-Triathlon**	-	-	1	-	-	1	0	0%
Totals		2	0	1	0		3	0	-

** Sports and disciplines under the governance of the respective ASOIF and AIOWF IFs.

* No GC/C/IRMS tests for 19-norandrosterone, formestane or prednisolone/prednisone were recorded in ADAMS for Sports for Athletes with an Impairment

Table 72: ESA Tests Conducted in Sports for Athletes with an Impairment (Urine and Blood)

		Urine							
Sports	Disciplines	IC		OOC		Sub Total	Total Samples	Total AAFs	% AAF
		Samples	AAF	Samples	AAF				
Aquatics	CISS Swimming Sprint 100m or less	1	-	3	-	4			
	INAS Swimming Middle Distance 200-400m	1	-	1	-	2			
	INAS Swimming Sprint 100m or less	1	-	1	-	2	11	0	0%
	CISS Swimming Long Distance 800m and greater	-	-	2	-	2			
	CISS Swimming Middle Distance 200-400m	-	-	1	-	1			
Archery	Para-Archery**	-	-	1	-	-	1	0	0%
Arm Wrestling	Para-Arm Wrestling	-	-	1	-	-	1	0	0%
Athletics	CISS Long Distance 3000m and greater	5	-	9	-	14			
	CISS Middle Distance 800-1500m	3	-	4	-	7			
	INAS Sprint 400m or less	-	-	2	-	2			
	CISS Sprint 400m or less	-	-	2	-	2			
	INAS Long Distance 3000m and greater	1	-	-	-	1	30	0	0%
	INAS Middle Distance 800-1500m	-	-	1	-	1			
	INAS Throws	-	-	1	-	1			
	CISS Throws	1	-	-	-	1			
	INAS Jumps	1	-	-	-	1			
Badminton	Para-Badminton**	3	-	26	-	-	29	0	0%
Basketball	Wheelchair Basketball	12	-	26	-	38			
	Basketball ID	-	-	1	-	1	40	0	0%
	CISS Basketball	1	-	-	-	1			
Bobsleigh	Para-Bobsleigh**	-	-	1	-	-	1	0	0%
Boccia	Para-Boccia	-	-	1	-	-	1	0	0%
Canoe/Kayak	Para-Canoe Sprint**	3	-	16	-	-	19	0	0%
CP Football	-	-	-	1	-	-	1	0	0%
Cycling	Para-Cycling Road**	58	-	170	-	228			
	Para-Cycling Track Endurance**	15	-	39	-	54			
	Para-Cycling Track Sprint**	12	-	16	-	28	314	0	0%
	CISS Mountain Bike	1	-	1	-	2			
	CISS Cycling Road	1	-	-	-	1			
	INAS Cycling Road	-	-	1	-	1			
Fencing	Wheelchair Fencing	5	-	5	-	-	10	0	0%
Football	CISS Football	10	-	-	-	-	10	0	0%
Football 5-a-Side	Para-Football 5-a-side	13	-	5	-	-	18	0	0%
Football 7-a-Side	Para-Football 7-a-side	-	-	3	-	-	3	0	0%
Goalball	-	8	-	8	-	-	16	0	0%
Judo	Para-Judo	15	-	16	-	-	31	0	0%
ParaVolley	ParaVolley Sitting	2	-	-	-	-	2	0	0%
Powerlifting	IBSA Powerlifting	1	-	-	-	-	1	0	0%
Rowing	Para-Rowing**	13	-	43	-	56	58	0	0%
	INAS Rowing	1	-	1	-	2			
Rugby	Wheelchair Rugby	3	-	7	-	-	10	0	0%
Sitting Volleyball (R)	-	19	-	14	-	-	33	0	0%
Skiing	CISS Snowboard	-	-	4	-	4	7	0	0%
	CISS Cross Country Skiing	-	-	3	-	3			
Table Tennis	Para-Table Tennis**	5	-	17	-	22	23	0	0%
	INAS Table Tennis	-	-	1	-	1			

** Sports and disciplines under the governance of the respective ASOIF and AIOWF IFs.

Table 72: ESA Tests Conducted in Sports for Athletes with an Impairment (Urine and Blood)

		Urine							
Sports	Disciplines	IC		OOC		Sub Total	Total Samples	Total AAFs	% AAF
		Samples	AAF	Samples	AAF				
Taekwondo	Para-Taekwondo-Kyorugi**	11	-	13	-	-	24	0	0%
Tennis	Wheelchair Tennis**	4	-	59	-	63	64	0	0%
	INAS Tennis	-	-	1	-	1			
Triathlon	Para-Triathlon**	55	-	59	-	-	114	0	0%
Wrestling	CISS Greco-Roman Wrestling	-	-	3	-	3	4	0	0%
	CISS Wrestling Freestyle	-	-	1	-	1			
Totals		285	0	591	0		876	0	0%

		Blood							
Sports	Disciplines	IC		OOC		Sub Total	Total Samples	Total AAFs	% AAF
		Samples	AAF	Samples	AAF				
Athletics	INAS Long Distance 3000m and greater	1	-	-	-	1	2	0	0%
	CISS Sprint 400m or less	-	-	1	-	1			
Cycling	Para-Cycling Road**	-	-	8	-	8	14	0	0%
	Para-Cycling Track Endurance**	2	-	4	-	6			
Rowing	Para-Rowing**	-	-	2	-	2	2	0	0%
Table Tennis	Para-Table Tennis**	-	-	1	-	1	1	0	0%
Tennis	Wheelchair Tennis**	-	-	6	-	6	6	0	0%
Triathlon	Para-Triathlon**	2	-	4	-	6	6	0	0%
Totals		5	0	26	0		31	0	0%

** Sports and disciplines under the governance of the respective ASOIF and AIOWF IFs.

Table 73: GHRF(GHS/GHRP) Tests Conducted in Sports for Athletes with an Impairment (Urine)

Sports		IC		OOC		Sub Total	Total Samples	Total AAFs	% AAF
		Samples	AAF	Samples	AAF				
Aquatics	CISS Swimming Sprint 100m or less	-	-	9	-	9	20	0	0%
	CISS Swimming Middle Distance 200-400m	-	-	6	-	6			
	CISS Swimming Long Distance 800m and greater	-	-	3	-	3			
	INAS Swimming Sprint 100m or less	1	-	1	-	2			
Archery	Para-Archery**	2	-	2	-	-	4	0	0%
Athletics	CISS Sprint 400m or less	1	-	12	-	13	45	0	0%
	CISS Long Distance 3000m and greater	2	-	7	-	9			
	CISS Middle Distance 800-1500m	1	-	5	-	6			
	CISS Jumps	-	-	6	-	6			
	INAS Sprint 400m or less	2	-	3	-	5			
	INAS Throws	2	-	1	-	3			
	CISS Throws	-	-	2	-	2			
INAS Middle Distance 800-1500m	-	-	1	-	1				
Badminton	Para-Badminton**	17	-	34	-	-	51	0	0%
Basketball	Wheelchair Basketball	29	-	76	-	105	107	0	0%
	Basketball ID	-	-	1	-	1			
	CISS Basketball	1	-	-	-	1			
Bobsleigh	Para-Bobsleigh**	-	-	1	-	-	1	0	0%
Boccia	Para-Boccia	9	-	5	-	-	14	0	0%
Canoe/Kayak	Para-Canoe Sprint**	8	-	16	-	-	24	0	0%
CP Football	-	-	-	1	-	-	1	0	0%
Curling	Wheelchair Curling	11	-	10	-	-	21	0	0%
Cycling	Para-Cycling Road**	70	-	218	-	288	371	0	0%
	Para-Cycling Track Endurance**	18	-	24	-	42			
	Para-Cycling Track Sprint**	19	-	18	-	37			
	INAS Cycling Road	-	-	2	-	2			
	CISS Mountain Bike	1	-	-	-	1			
	CISS Cycling Road	-	-	1	-	1			
Equestrian	Para-Equestrian**	4	-	5	-	-	9	0	0%
Fencing	Wheelchair Fencing	6	-	11	-	-	17	0	0%
Football	CISS Football	2	-	1	-	-	3	0	0%
Football 5-a-Side	-	12	-	8	-	-	20	0	0%
Football 7-a-Side	-	5	-	8	-	-	13	0	0%
Goalball	-	34	-	11	-	-	45	0	0%
Judo	Para-Judo	41	-	43	-	-	84	0	0%
Luge	Para-Luge	-	-	1	-	-	1	0	0%
ParaVolley	ParaVolley Sitting	2	-	-	-	-	2	0	0%
Powerlifting	IBSA Powerlifting	3	-	-	-	-	3	0	0%
Rowing	Para-Rowing**	23	-	36	-	59	60	0	0%
	INAS Rowing	-	-	1	-	1			
Rugby	Wheelchair Rugby	22	-	34	-	56	56	0	0%
Sitting Volleyball (R)	-	26	-	57	-	83	83	0	0%
Skiing	CISS Cross Country Skiing	-	-	3	-	3	6	0	0%
	CISS Alpine Skiing	-	-	3	-	3			
Table Tennis	Para-Table Tennis	13	-	36	-	49	50	0	0%
	INAS Table Tennis	-	-	1	-	1			
Taekwondo	Para-Taekwondo-Kyorugi**	21	-	22	-	43	48	0	0%
	Para-Taekwondo Poomsae**	-	-	5	-	5			

** Sports and disciplines under the governance of the respective ASOIF and AIOWF IFs.

Table 73: GHRF(GHS/GHRP) Tests Conducted in Sports for Athletes with an Impairment (Urine) - continued

	Wheelchair Tennis**	93	-	135	-	228			
Tennis	CISS Tennis	1	-	-	-	1	230	0	0%
	INAS Tennis	-	-	1	-	1			
Triathlon	Para-Triathlon**	33	-	53	-	-	86	0	0%
Volleyball	CISS Beach Volleyball	1	-	-	-	-	1	0	0%
Wheelchair Sports	Slalom	-	-	1	-	-	1	0	0%
Wrestling	CISS Greco-Roman Wrestling	-	-	3	-	-	3	0	0%
	Totals	536	0	944	0		1,480	0	0%

** Sports and disciplines under the governance of the respective ASOIF and AIOWF IFs.

Table 74: GHRF(GHRH) Tests Conducted in Sports for Athletes with an Impairment (Urine)

Sports	Disciplines	IC		OOC		Sub Total	Total Samples	Total AAFs	% AAF
		Samples	AAF	Samples	AAF				
Aquatics	CISS Swimming Sprint 100m or less	-	-	6	-	6	9	0	0%
	CISS Swimming Middle Distance 200-400m	-	-	2	-	2			
	CISS Swimming Long Distance 800m and greater	-	-	1	-	1			
Athletics	CISS Sprint 400m or less	-	-	4	-	4	15	0	0%
	CISS Jumps	-	-	4	-	4			
	CISS Long Distance 3000m and greater	-	-	3	-	3			
	CISS Middle Distance 800-1500m	-	-	3	-	3			
	CISS Throws	-	-	1	-	1			
Basketball	Wheelchair Basketball	1	-	38	-	-	39	0	0%
Canoe/Kayak	Para-Canoe Sprint**	2	-	2	-	-	4	0	0%
Cycling	Para-Cycling Road**	12	-	24	-	36	37	0	0%
	Para-Cycling Track Sprint**	-	-	1	-	1			
Football	CISS Football	1	-	1	-	-	2	0	0%
Football 7-a-Side	Para-Football 7-a-side	-	-	3	-	-	3	0	0%
Goalball	-	-	-	2	-	-	2	0	0%
Judo	Para-Judo	2	-	5	-	-	7	0	0%
Rowing	Para-Rowing**	11	-	10	-	-	21	0	0%
Rugby	Wheelchair Rugby	1	-	16	-	-	17	0	0%
Sitting Volleyball (R)	-	-	-	26	-	-	26	0	0%
Skiing	CISS Cross Country Skiing	-	-	1	-	-	1	0	0%
Table Tennis	Para-Table Tennis**	-	-	11	-	-	11	0	0%
Taekwondo	Para-Taekwondo-Kyorugi**	-	-	2	-	2	3	0	0%
	Para-Taekwondo Poomsae**	1	-	-	-	1			
Tennis	Wheelchair Tennis**	-	-	4	-	-	4	0	0%
Triathlon	Para-Triathlon**	1	-	15	-	-	16	0	0%
Totals		32	0	185	0		217	0	0%

** Sports and disciplines under the governance of the respective ASOIF and AIOWF IFs.

Table 75: GnRH Tests Conducted in Sports for Athletes with an Impairment (Urine)

Sports	Disciplines	IC		OOC		Sub Total	Total Samples	Total AAFs	% AAF
		Samples	AAF	Samples	AAF				
Aquatics	CISS Swimming Sprint 100m or less	-	-	9	-	9	14	0	0%
	CISS Swimming Long Distance 800m and greater	-	-	2	-	2			
	CISS Swimming Middle Distance 200-400m	-	-	2	-	2			
	INAS Swimming Sprint 100m or less	1	-	-	-	1			
Archery	Para-Archery**	-	-	2	-	-	2	0	0%
Athletics	CISS Jumps	-	-	4	-	4	21	0	0%
	CISS Middle Distance 800-1500m	1	-	3	-	4			
	CISS Long Distance 3000m and greater	1	-	3	-	4			
	CISS Sprint 400m or less	-	-	4	-	4			
	INAS Throws	2	-	-	-	2			
	INAS Sprint 400m or less	1	-	1	-	2			
	CISS Throws	-	-	1	-	1			
Badminton	Para-Badminton**	16	-	20	-	-	36	0	0%
Basketball	Wheelchair Basketball	26	-	69	-	95	96	0	0%
	CISS Basketball	1	-	-	-	1			
Bobsleigh	Para-Bobsleigh	-	-	1	-	-	1	0	0%
Boccia	Para-Boccia	9	-	4	-	-	13	0	0%
Canoe/Kayak	Para-Canoe Sprint	7	-	12	-	-	19	0	0%
CP Football	-	-	-	1	-	-	1	0	0%
Curling	Wheelchair Curling	5	-	10	-	-	15	0	0%
Cycling	Para-Cycling Road**	64	-	135	-	199	240	0	0%
	Para-Cycling Track Endurance**	10	-	17	-	27			
	Para-Cycling Track Sprint**	5	-	7	-	12			
	CISS Mountain Bike	1	-	-	-	1			
	CISS Cycling Road	-	-	1	-	1			
Equestrian	Para-Equestrian**	-	-	4	-	-	4	0	0%
Fencing	Wheelchair Fencing	1	-	8	-	-	9	0	0%
Football	CISS Football	2	-	1	-	-	3	0	0%
Football 5-a-Side	-	6	-	6	-	-	12	0	0%
Football 7-a-Side	-	5	-	5	-	-	10	0	0%
Goalball	-	16	-	7	-	-	23	0	0%
Judo	Para-Judo	34	-	27	-	-	61	0	0%
Luge	Para-Luge	-	-	1	-	-	1	0	0%
Rowing	Para-Rowing	15	-	31	-	-	46	0	0%
Rugby	Wheelchair Rugby	18	-	32	-	-	50	0	0%
Sitting Volleyball (R)	-	22	-	49	-	-	71	0	0%
Skiing	CISS Alpine Skiing	-	-	3	-	3	5	0	0%
	CISS Cross Country Skiing	-	-	2	-	2			
Table Tennis	Para-Table Tennis**	10	-	22	-	-	32	0	0%
Taekwondo	Para-Taekwondo-Kyorugi**	15	-	14	-	29	33	0	0%
	Para-Taekwondo Poomsae**	-	-	4	-	4			
Tennis	Wheelchair Tennis**	91	-	122	-	213	214	0	0%
	CISS Tennis	1	-	-	-	1			
Triathlon	Para-Triathlon**	25	-	36	-	-	61	0	0%
Wrestling	CISS Greco-Roman Wrestling	-	-	2	-	-	2	0	0%
Totals		411	0	684	0		1,095	0	0%

** Sports and disciplines under the governance of the respective ASOIF and AIOWF IFs.

Table 76: Insulin Tests Conducted in Sports for Athletes with an Impairment (Urine and Blood)

		Urine							
Sports	Disciplines	IC		OOC		Sub Total	Total Samples	Total AAFs	% AAF
		Samples	AAF	Samples	AAF				
Athletics	CISS Sprint 400m or less	-	-	1	-	-	1	0	0%
Canoe/Kayak	Para-Canoe Sprint**	-	-	1	-	-	1	0	0%
Table Tennis	Para-Table Tennis**	-	-	1	-	-	1	0	0%
Totals		0	0	3	0		3	0	0%

		Blood							
Sports	Disciplines	IC		OOC		Sub Total	Total Samples	Total AAFs	% AAF
		Samples	AAF	Samples	AAF				
Cycling	Para-Cycling Track Endurance**	-	-	1	-	-	1	0	0%
Totals		0	0	1	0		1	0	0%

Table 77: IGF-I Analogs Tests Conducted in Sports for Athletes with an Impairment (Urine and Blood)

		Urine							
Sports	Disciplines	IC		OOC		Sub Total	Total Samples	Total AAFs	% AAF
		Samples	AAF	Samples	AAF				
Canoe/Kayak	Para-Canoe Sprint**	-	-	1	-	-	1	0	0%
Table Tennis	Para-Table Tennis**	-	-	1	-	-	1	0	0%
Totals		0	0	2	0		2	0	0%

		Blood							
Sports	Disciplines	IC		OOC		Sub Total	Total Samples	Total AAFs	% AAF
		Samples	AAF	Samples	AAF				
Cycling	Para-Cycling Road**	-	-	6	-	-	6	0	0%
Triathlon	Para-Triathlon**	-	-	1	-	-	1	0	0%
Totals		0	0	7	0		7	0	0%

** Sports and disciplines under the governance of the respective ASOIF and AIOWF IFs.

Table 78: hGH Isoforms Tests Conducted in Sports for Athletes with an Impairment (Blood)

Sports	Disciplines	IC			OOC			Sub Total	Total Samples	Total AAFs	% AAF
		Samples	ATF	AAF	Samples	ATF	AAF				
Aquatics	CISS Swimming Sprint 100m or less	2	-	-	2	-	-	-	4	0	0%
	CISS Sprint 400m or less	-	-	-	3	-	-	3			
Athletics	CISS Throws	-	-	-	2	-	-	2	8	0	0%
	CISS Long Distance 3000m and greater	1	-	-	1	-	-	2			
	CISS Middle Distance 800-1500m	-	-	-	1	-	-	1			
Badminton	Para-Badminton**	1	-	-	11	-	-	-	12	0	0%
Basketball	Wheelchair Basketball	3	-	-	2	-	-	-	5	0	0%
Canoe/Kayak	Para-Canoe Sprint**	2	-	-	3	-	-	-	5	0	0%
	Para-Cycling Road**	1	-	-	38	-	-	39			
Cycling	Para-Cycling Track Endurance**	-	-	-	6	-	-	6	50	0	0%
	Para-Cycling Track Sprint**	-	-	-	4	-	-	4			
	INAS Cycling Road	-	-	-	1	-	-	1			
Fencing	Wheelchair Fencing	2	-	-	2	-	-	-	4	0	0%
Football	CISS Football	1	-	-	1	-	-	-	2	0	0%
Football 5-a-Side	Para-Football 5-a-side	1	-	-	3	-	-	-	4	0	0%
Goalball	-	1	-	-	1	-	-	-	2	0	0%
Judo	Para-Judo	1	-	-	6	-	-	-	7	0	0%
Powerlifting	IBSA Powerlifting	-	-	-	2	-	-	-	2	0	0%
Rowing	Para-Rowing**	2	-	-	14	-	-	16	17	0	0%
	INAS Rowing	-	-	-	1	-	-	1			
Rugby	Wheelchair Rugby	4	-	-	1	-	-	-	5	0	0%
Sitting Volleyball (R)	-	1	-	-	3	-	-	-	4	0	0%
Table Tennis	Para-Table Tennis**	2	-	-	5	-	-	-	7	0	0%
Taekwondo	Para-Taekwondo-Kyorugi**	5	-	-	11	-	-	-	16	0	0%
Tennis	Wheelchair Tennis**	1	-	-	109	-	-	-	110	0	0%
Triathlon	Para-Triathlon**	2	-	-	14	-	-	-	16	0	0%
Volleyball	CISS Beach Volleyball	1	-	-	-	-	-	-	1	0	0%
Totals		34	0	0	247	0	0		281	0	0%

** Sports and disciplines under the governance of the respective ASOIF and AIOWF IFs.

Table 79: hGH Biomarkers Tests Conducted in Sports for Athletes with an Impairment (Blood)

Sports	Disciplines	IC			OOC			Sub Total	Total Samples	Total AAFs	% AAF
		Samples	ATF	AAF	Samples	ATF	AAF				
Aquatics	CISS Swimming Sprint 100m or less	2	-	-	-	-	-	-	2	0	0%
	CISS Jumps	-	-	-	2	-	-	2	-	-	-
Athletics	CISS Sprint 400m or less	-	-	-	1	-	-	1	4	0	0%
	CISS Long Distance 3000m and greater	-	-	-	1	-	-	1	-	-	-
Badminton	Para-Badminton**	2	-	-	15	-	-	-	17	0	0%
Basketball	Wheelchair Basketball	3	-	-	4	-	-	7	8	0	0%
	CISS Basketball	1	-	-	-	-	-	1	-	-	-
Bobsleigh	Para-Bobsleigh	-	-	-	1	-	-	-	1	0	0%
Canoe/Kayak	Para-Canoe Sprint	-	-	-	6	-	-	-	6	0	0%
	Para-Cycling Road**	3	-	-	20	-	-	23	-	-	-
Cycling	Para-Cycling Track Sprint**	-	-	-	6	-	-	6	35	0	0%
	Para-Cycling Track Endurance**	2	-	-	4	-	-	6	-	-	-
Fencing	Wheelchair Fencing	-	-	-	1	-	-	-	1	0	0%
Football 5-a-Side	Para-Football 5-a-side	2	-	-	2	-	-	-	4	0	0%
Goalball	-	2	-	-	1	-	-	-	3	0	0%
Judo	Para-Judo	2	-	-	4	-	-	6	7	0	0%
	INAS Judo	-	-	-	1	-	-	1	-	-	-
Rowing	Para-Rowing**	-	-	-	12	-	-	-	12	0	0%
Rugby	Wheelchair Rugby	-	-	-	3	-	-	-	3	0	0%
Sitting Volleyball (R)	-	1	-	-	1	-	-	-	2	0	0%
Table Tennis	Para-Table Tennis**	2	-	-	-	-	-	-	2	0	0%
Taekwondo	Para-Taekwondo-Kyorugi**	1	-	-	1	-	-	-	2	0	0%
Tennis	Wheelchair Tennis**	1	-	-	2	-	-	-	3	0	0%
Triathlon	Para-Triathlon**	-	-	-	13	-	-	-	13	0	0%
Totals		24	0	0	101	0	0		125	0	0%

** Sports and disciplines under the governance of the respective ASOIF and AIOWF IFs.

Table 80: HBOC Tests Conducted in Sports for Athletes with an Impairment (Blood)

Sports	Disciplines	IC		OOC			Sub Total	Total Samples	Total AAFs	% AAF
		Samples	AAF	Samples	AAF	AAF				
Athletics	CISS Sprint 400m or less	-	-	1	-	-	-	1	0	0%
Cycling	Para-Cycling Track Endurance**	-	-	2	-	-	2	3	0	0%
	Para-Cycling Track Sprint**	-	-	1	-	-	1	-	-	-
Rowing	Para-Rowing**	-	-	1	-	-	-	1	0	0%
Rugby Union	Wheelchair Rugby	-	-	2	-	-	-	2	0	0%
Tennis	Wheelchair Tennis**	-	-	13	-	-	-	13	0	0%
Triathlon	Para-Triathlon**	-	-	1	-	-	-	1	0	0%
Totals		0	0	21	0	0		21	0	0%

** Sports and disciplines under the governance of the respective ASOIF and AIOWF IFs.

Table 81: HBT (Transfusion) Tests Conducted in Sports for Athletes with an Impairment (Blood)

Sports	Disciplines	IC		OOC			Sub Total	Total Samples	Total AAFs	% AAF
		Samples	AAF	Samples	AAF	AAF				
n/a	-	-	-	-	-	-	-	0	0	0%
Totals		0	0	0	0	0		0	0	0%

** Sports and disciplines under the governance of the respective ASOIF and AIOWF IFs.

Table 82: GC/C/IRMS Tests Conducted in Other Sports/Disciplines from Code Signatories (Urine)

Sports	Disciplines	IC		OOC		Sub Total	Total Samples	Total AAFs	% AAF
		Samples	AAF	Samples	AAF				
Australian Rules Football	-	3	-	12	-	-	15	0	0%
Electronic Sports	e-sports	1	-	-	-	-	1	0	0%
Kettlebell Lifting	-	2	1	-	-	-	2	1	50%
Kurash	-	2	-	-	-	-	2	0	0%
Rugby League	-	12	-	18	1	-	30	1	3%
Taekwondo	ITF Taekwondo	2	-	-	-	2	2	0	0%
Triathlon	Ironman	12	-	44	2	-	56	2	4%
Totals		34	1	74	3		108	4	4%

Table 83: GC/C/IRMS Tests* Conducted in Other Sports/Disciplines from Code Signatories for Other Targets (Urine)

19-norandrosterone

Sports	Disciplines	IC		OOC		Sub Total	Total Samples	Total AAFs	% AAF
		Samples	AAF	Samples	AAF				
Rugby League	-	1	-	1	-	-	2	0	0%
Totals		1	0	1	0		2	0	0%

boldenone

Sports	Disciplines	IC		OOC		Sub Total	Total Samples	Total AAFs	% AAF
		Samples	AAF	Samples	AAF				
Rugby League	Rugby League	2	-	2	-	-	4	0	0%
Totals		2	0	2	0		4	0	0%

* No GC/C/IRMS tests for formestane or prednisolone/prednisone were recorded in ADAMS for Code Signatories

Table 84: ESA Tests Conducted in Other Sports/Disciplines from Code Signatories (Urine and Blood)

		Urine							
Sports	Disciplines	IC		OOC		Sub Total	Total Samples	Total AAFs	% AAF
		Samples	AAF	Samples	AAF				
Australian Rules Football	-	-	-	26	-	-	26	0	0%
Cheerleading	-	1	-	-	-	-	1	0	0%
Kettlebell Lifting	-	1	-	-	-	-	1	0	0%
Rugby League	Rugby League	6	-	81	-	87	89	0	0%
	Rugby League IX	1	-	1	-	2			
Taekwondo	ITF Taekwondo	1	-	3	-	-	4	0	0%
Triathlon	Ironman	209	-	332	-	-	541	0	0%
Totals		219	0	443	0		662	0	0%

		Blood							
Sports	Disciplines	IC		OOC		Sub Total	Total Samples	Total AAFs	% AAF
		Samples	AAF	Samples	AAF				
Australian Rules Football	-	-	-	2	-	-	2	0	0%
Triathlon	Ironman	8	-	53	1	-	61	1	2%
Totals		8	0	55	1		63	1	1.6%

Table 85: GHRF(GHS/GHRP) Tests Conducted in Other Sports/Disciplines from Code Signatories (Urine)

Sports	Disciplines	IC		OOC		Sub Total	Total Samples	Total AAFs	% AAF
		Samples	AAF	Samples	AAF				
Australian Rules Football	-	10	-	14	-	-	24	0	0%
Bowls	-	1	-	-	-	-	1	0	0%
Cheerleading	-	1	-	-	-	-	1	0	0%
Kettlebell Lifting	-	10	-	1	-	-	11	0	0%
Rugby League	Rugby League	60	-	418	-	478	480	0	0%
	Rugby League IX	1	-	1	-	2			
Taekwondo	ITF Taekwondo	1	-	8	-	-	9	0	0%
Triathlon	Ironman	103	-	275	-	-	378	0	0%
Totals		187	0	717	0		904	0	0%

Table 86: GHRF(GHRH) Tests Conducted in Other Sports/Disciplines from Code Signatories (Urine)

Sports	Disciplines	IC		OOC		Sub Total	Total Samples	Total AAFs	% AAF
		Samples	AAF	Samples	AAF				
Rugby League	Rugby League IX	-	-	1	-	-	1	0	0%
Skating	Military Speed Skating 1500m or less	1	-	-	-	-	1	0	0%
Triathlon	Ironman	78	-	214	-	-	292	0	0%
Totals		79	0	215	0		294	0	0%

Table 87: GnRH Tests Conducted in Other Sports/Disciplines from Code Signatories (Urine)

Sports	Disciplines	IC		OOC		Sub Total	Total Samples	Total AAFs	% AAF
		Samples	AAF	Samples	AAF				
Australian Rules Football	-	10	-	14	-	-	24	0	0%
Bowls	-	1	-	-	-	-	1	0	0%
Cheerleading	-	1	-	-	-	-	1	0	0%
Karate	Shinkyokushin WKO	1	-	-	-	-	1	0	0%
Kettlebell Lifting	-	3	-	1	-	-	4	0	0%
Rugby League	Rugby League	58	-	418	-	476	478	0	0%
	Rugby League IX	1	-	1	-	2			
Taekwondo	ITF Taekwondo	1	-	5	-	6	6	0	0%
Triathlon	Ironman	100	-	274	-	374	374	0	0%
Totals		176	0	713	0		889	0	0%

Table 88: Insulin Tests* conducted in Other Sports/Disciplines from Code Signatories (Urine and Blood)

Urine

Sports	Disciplines	IC		OOC		Sub Total	Total Samples	Total AAFs	% AAF
		Samples	AAF	Samples	AAF				
Triathlon	Ironman	-	-	18	-	-	18	0	0%
Totals		0	0	18	0		18	0	0%

* No Insulin Blood Tests in Sports for Other Sports/Disciplines from Code Signatories were recorded in ADAMS

Table 89: IGF-I Analogs Tests* Conducted in Other Sports/Disciplines from Code Signatories (Urine and Blood)

Urine

Sports	Disciplines	IC		OOC		Sub Total	Total Samples	Total AAFs	% AAF
		Samples	AAF	Samples	AAF				
Triathlon	Ironman	-	-	16	-	-	16	0	0%
Totals		0	0	16	0		16	0	0%

* No IGF-I Analogs Blood Tests in Sports for Other Sports/Disciplines from Code Signatories were recorded in ADAMS

Table 90: hGH Isoforms Tests Conducted in Other Sports/Disciplines from Code Signatories (Blood)

Sports	Disciplines	IC			OOC			Sub Total	Total Samples	Total AAFs	% AAF
		Samples	ATF	AAF	Samples	ATF	AAF				
Australian Rules Football	-	-	-	-	7	-	-	-	7	0	0%
Cheerleading	-	2	-	-	-	-	-	-	2	0	0%
Kettlebell Lifting	-	2	-	-	1	-	-	-	3	0	0%
Rugby League	-	-	-	-	36	-	-	-	36	0	0%
Taekwondo	ITF Taekwondo	1	-	-	-	-	-	-	1	0	0%
Triathlon	Ironman	8	-	-	63	-	-	71	71	0	0%
Totals		13	0	0	107	0	0		120	0	0%

Table 91: hGH Biomarkers Tests Conducted in Other Sports/Disciplines from Code Signatories (Blood)

Sports	Disciplines	IC			OOC			Sub Total	Total Samples	Total AAFs	% AAF
		Samples	ATF	AAF	Samples	ATF	AAF				
Australian Rules Football	-	-	-	-	12	-	-	-	12	0	0%
Rugby League	-	-	-	-	121	-	-	-	121	0	0%
Triathlon	Ironman	1	-	-	49	-	-	-	50	0	0%
Totals		1	0	0	182	0	0		183	0	0%

Table 92: HBOC Tests Conducted in Other Sports/Disciplines from Code Signatories (Blood)

Sports	Disciplines	IC		OOC		Sub Total	Total Samples	Total AAFs	% AAF
		Samples	AAF	Samples	AAF				
Australian Rules Football	-	-	-	19	-	-	19	0	0%
Rugby League	-	-	-	75	-	-	75	0	0%
Triathlon	-	1	-	4	-	-	5	0	0%
Totals		1	0	98	0		99	0	0%

Table 93: HBT (Transfusion)* Tests Conducted in Other Sports/Disciplines from Code Signatories (Blood)

Sports	Disciplines	IC		OOC		Sub Total	Total Samples	Total AAFs	% AAF
		Samples	AAF	Samples	AAF				
Triathlon	Ironman	-	-	1	-	-	1	0	0%
Totals		0	0	1	0		1	0	0%

Table 94: GC/C/IRMS Tests Conducted in Other Sports/Disciplines from Code Signatories - Military Sports (Urine)

Sports	Disciplines	IC		OOC		Sub Total	Total Samples	Total AAFs	% AAF
		Samples	AAF	Samples	AAF				
Air Sports	Military Parachuting	-	-	7	1	-	7	1	14%
Aquatics	Military Swimming Middle Distance 200-400m	1	-	1	-	-	2	0	0%
Athletics	Military Jumps	-	-	1	-	-	1	0	0%
Boxing	Military Boxing	1	-	-	-	-	1	0	0%
Shooting	Military Shooting	-	-	1	-	-	1	0	0%
Taekwondo	Military Taekwondo Sparring	-	-	1	-	-	1	0	0%
Wrestling	Military Wrestling	-	-	1	-	-	1	0	0%
Totals		2	0	12	1		14	1	7%

Table 95: GC/C/IRMS Tests* Conducted in Other Sports/Disciplines from Code Signatories for Other Targets - Military Sports (Urine)

19-norandrosterone

Sports	Disciplines	IC		OOC		Sub Total	Total Samples	Total AAFs	% AAF
		Samples	AAF	Samples	AAF				
-	-	-	-	-	-	-	0	0	0%
Totals		0	0	0	0		0	0	0%

boldenone

Sports	Disciplines	IC		OOC		Sub Total	Total Samples	Total AAFs	% AAF
		Samples	AAF	Samples	AAF				
-	-	-	-	-	-	-	0	0	0%
Totals		0	0	0	0		0	0	0%

* No GC/C/IRMS tests for formestane or prednisolone/prednisone were recorded in ADAMS for Code Signatories

Table 96: ESA Tests Conducted in Other Sports/Disciplines from Code Signatories - Military Sports (Urine and Blood)

		Urine				Sub Total	Total Samples	Total AAFs	% AAF
Sports	Disciplines	IC Samples	AAF	OOC Samples	AAF				
Aquatics	Military Swimming	1	-	-	-	-	5	0	0%
	Military Swimming Middle Distance 200-400m	2	-	-	-	-			
	Military Swimming Long Distance 800m or greater	2	-	-	-	-			
Archery	Military Archery	1	-	-	-	-	1	0	0%
Athletics	Military Long Distance 3000m or greater	4	-	1	-	31	9	0	0%
	Military Sprint 400m or less	-	-	2	-	5			
	Military Middle Distance 800-1500m	1	-	1	-	1			
Badminton	Military Badminton	2	-	-	-	-	2	0	0%
Basketball	Military Basketball	2	-	-	-	-	2	0	0%
Boxing	Military Boxing	-	-	4	-	-	4	0	0%
Cycling	Military Road	10	-	1	-	11	12	0	0%
	Military Track Sprint	1	-	-	-	1			
Fencing	Military Fencing	2	-	-	-	-	2	0	0%
Football	Military Football	2	-	-	-	-	2	0	0%
Judo	Military Judo	-	-	2	-	-	2	0	0%
Lifesaving	Military Lifesaving	3	-	-	-	-	3	0	0%
Orienteering	Military Orienteering	3	-	-	-	-	3	0	0%
Skating	Military Speed Skating 1500m or less	1	-	1	-	-	2	0	0%
Taekwondo	Military Taekwondo Sparring	1	-	-	-	-	1	0	0%
Triathlon	Military Triathlon	6	-	1	-	-	7	0	0%
Wrestling	Military Wrestling	1	-	1	-	-	2	0	0%
Totals		45	0	14	0		59	0	0%

		Blood				Sub Total	Total Samples	Total AAFs	% AAF
Sports	Disciplines	IC Samples	AAF	OOC Samples	AAF				
Athletics	Military Throws	-	-	1	-	-	1	0	0%
Totals		0	0	1	0		1	0	0.0%

Table 97: GHRF(GHS/GHRP) Tests Conducted in Other Sports/Disciplines from Code Signatories - Military Sports (Urine)

Sports	Disciplines	IC		OOC		Sub Total	Total Samples	Total AAFs	% AAF
		Samples	AAF	Samples	AAF				
Air Sports	Military Parachuting	-	-	2	1	-	2	1	50%
Aquatics	Military Swimming Middle Distance 200-400m	2	-	-	-	2	3	0	0%
	Military Swimming Sprint 100m or less	1	-	-	-	1			
Athletics	Military Sprint 400m or less	1	-	2	-	3	9	0	0%
	Military Throws	1	-	1	-	2			
	Military Middle Distance 800-1500m	-	-	2	-	2			
	Military Long Distance 3000m or greater	-	-	1	-	1			
	Military Jumps	1	-	-	-	1			
Badminton	Military Badminton	1	-	-	-	-	1	0	0%
Basketball	Military Basketball	2	-	-	-	-	2	0	0%
Boxing	Military Boxing	2	-	1	-	-	3	0	0%
Cycling	Military Road	-	-	1	-	-	1	0	0%
Football	Military Football	1	-	2	-	-	3	0	0%
Judo	Military Judo	2	-	-	-	-	2	0	0%
Skating	Military Speed Skating 1500m or less	1	-	-	-	-	1	0	0%
Taekwondo	Military Taekwondo Sparring	1	-	-	-	1	1	0	0%
Triathlon	Military Triathlon	1	-	-	-	1	1	0	0%
Wrestling	Military Wrestling	1	-	1	-	-	2	0	0%
Totals		18	0	13	1		31	1	3%

Table 98: GHRF(GHRH) Tests Conducted in Other Sports/Disciplines from Code Signatories - Military Sports (Urine)

Sports	Disciplines	IC		OOC		Sub Total	Total Samples	Total AAFs	% AAF
		Samples	AAF	Samples	AAF				
Athletics	Military Middle Distance 800-1500m	-	-	1	-	1	2	0	0%
	Military Sprint 400m or less	-	-	1	-	1			
Skating	Military Speed Skating 1500m or less	1	-	-	-	-	1	0	0%
Totals		1	0	2	0		3	0	0%

Table 99: GnRH Tests Conducted in Other Sports/Disciplines from Code Signatories - Military Sports (Urine)

Sports	Disciplines	IC		OOC		Sub Total	Total Samples	Total AAFs	% AAF
		Samples	AAF	Samples	AAF				
Aquatics	Military Swimming Middle Distance 200-400m	2	-	-	-	2	3	0	0%
	Military Swimming Sprint 100m or less	1	-	-	-	1			
Athletics	Military Throws	1	-	1	-	2	7	0	0%
	Military Sprint 400m or less	1	-	1	-	2			
	Military Long Distance 3000m or greater	-	-	1	-	1			
	Military Jumps	1	-	-	-	1			
	Military Middle Distance 800-1500m	-	-	1	-	1			
Badminton	Military Badminton	1	-	-	-	-	1	0	0%
Basketball	Military Basketball	2	-	-	-	-	2	0	0%
Boxing	Military Boxing	2	-	-	-	-	2	0	0%
Football	Military Football	1	-	-	-	-	1	0	0%
Judo	Military Judo	2	-	-	-	-	2	0	0%
Skating	Military Speed Skating 1500m or less	1	-	2	-	-	3	0	0%
Taekwondo	Military Taekwondo Sparring	1	-	-	-	-	1	0	0%
Triathlon	Military Triathlon	1	-	-	-	-	1	0	0%
Wrestling	Military Wrestling	1	-	-	-	1	1	0	0%
Totals		18	0	6	0		24	0	0%

Table 100: Insulin Tests* conducted in Other Sports/Disciplines from Code Signatories - Military Sports (Urine and Blood)

Sports	Disciplines	Urine				Sub Total	Total Samples	Total AAFs	% AAF
		IC Samples	IC AAF	OOC Samples	OOC AAF				
Athletics	Military Middle Distance 800-1500m	-	-	1	-	1	1	0	0%
Totals		0	0	1	0		1	0	0%

* No Insulin Blood Tests in Sports for Other Sports/Disciplines from Code Signatories were recorded in ADAMS

Table 101: IGF-I Analogs Tests* Conducted in Other Sports/Disciplines from Code Signatories - Military Sports (Urine and Blood)

Sports	Disciplines	Urine				Sub Total	Total Samples	Total AAFs	% AAF
		IC Samples	IC AAF	OOC Samples	OOC AAF				
Athletics	Military Middle Distance 800-1500m	-	-	1	-	1	1	0	0%
Totals		0	0	1	0		1	0	0%

* No IGF-I Analogs Blood Tests in Sports for Other Sports/Disciplines from Code Signatories - Military Sports were recorded in ADAMS

Table 102: hGH Isoforms Tests Conducted in Other Sports/Disciplines from Code Signatories - Military Sports (Blood)

Sports	Disciplines	IC		OOC		Sub Total	Total Samples	Total AAFs	% AAF
		Samples	AAF	Samples	AAF				
Aquatics	Military Swimming Middle Distance 200-400m	2	-	2	-	4			
	Military Swimming	2	-	-	-	1	7	0	0%
	Military Swimming Sprint 100m or less	1	-	-	-	1			
Athletics	Military Throws	2	-	2	-	4			
	Military Middle Distance 800-1500m	-	-	1	-	1	7	0	0%
	Military Sprint 400m or less	-	-	1	-	1			
	Military Jumps	1	-	-	-	1			
Basketball	Military Basketball	1	-	-	-	-	1	0	0%
Boxing	Military Boxing	2	-	1	-	-	3	0	0%
Cycling	Military Road	1	-	-	-	-	1	0	0%
Football	Military Football	1	-	-	-	-	1	0	0%
Judo	Military Judo	2	-	-	-	-	2	0	0%
Triathlon	Military Triathlon	1	-	1	-	-	2	0	0%
Wrestling	Military Wrestling	1	-	-	-	-	1	0	0%
Totals		17	0	8	0		25	0	0%

Table 103: hGH Biomarkers Tests Conducted in Other Sports/Disciplines from Code Signatories - Military Sports (Blood)

Sports	Disciplines	IC		OOC		Sub Total	Total Samples	Total AAFs	% AAF
		Samples	AAF	Samples	AAF				
Athletics	Military Sprint 400m or less	-	-	1	-	-	1	0	0%
Totals		0	0	1	0		1	0	0%

Table 104: HBOC Tests Conducted in Other Sports/Disciplines from Code Signatories - Military Sports (Blood)

Sports	Disciplines	IC		OOC		Sub Total	Total Samples	Total AAFs	% AAF
		Samples	AAF	Samples	AAF				
n/a	-	-	-	-	-	-	0	0	0%
	Totals	0	0	0	0		0	0	0%

Table 105: HBT (Transfusion) Tests Conducted in AIMS Sports/Disciplines - Military Sports (Blood)

Sports	Disciplines	IC		OOC		Sub Total	Total Samples	Total AAFs	% AAF
		Samples	AAF	Samples	AAF				
n/a	-	-	-	-	-	-	0	0	0%
	Totals	0	0	0	0		0	0	0%

Table 106: GC/C/IRMS Tests Conducted in Other Sports/Disciplines from Code Signatories - University Sports (Urine)

Sports	Disciplines	IC		OOC		Sub Total	Total Samples	Total AAFs	% AAF
		Samples	AAF	Samples	AAF				
American Football	University	6	-	5	-	-	11	0	0%
Archery	University	1	-	-	-	-	1	0	0%
Athletics	University Long Distance 3000m or greater	5	-	-	-	5	6	0	0%
	University Sprint 400m or less	1	-	-	-	1			
Biathlon	University	1	-	-	-	-	1	0	0%
Football	University	1	-	-	-	-	1	0	0%
Ice Hockey	University	5	-	2	-	-	7	0	0%
Skating	University Short Track	2	-	-	-	-	2	0	0%
	University Snowboard	1	-	-	-	1			
Skiing	University Freestyle Skiing	1	-	-	-	1	4	0	0%
	University Alpine Skiing	-	-	1	-	1			
	University Cross Country	1	-	-	-	1			
Volleyball	University Volleyball	2	-	-	-	-	2	0	0%
Wrestling	University	1	-	-	-	-	1	0	0%
Totals		28	0	8	0		36	0	0%

Table 107: GC/C/IRMS Tests* Conducted in Other Sports/Disciplines from Code Signatories for Other Targets - University Sports (Urine)

19-norandrosterone

Sports	Disciplines	IC		OOC		Sub Total	Total Samples	Total AAFs	% AAF
		Samples	AAF	Samples	AAF				
-	-	-	-	-	-	-	0	0	0%
Totals		0	0	0	0		0	0	0%

boldenone

Sports	Disciplines	IC		OOC		Sub Total	Total Samples	Total AAFs	% AAF
		Samples	AAF	Samples	AAF				
American Football	University	2	-	1	-	-	3	0	0%
Totals		2	0	1	0		3	0	0%

* No GC/C/IRMS tests for formestane or prednisolone/prednisone were recorded in ADAMS for Code Signatories

Table 108: ESA Tests Conducted in Other Sports/Disciplines from Code Signatories - University Sports (Urine and Blood)

Sports	Disciplines	Urine				Sub Total	Total Samples	Total AAFs	% AAF
		IC Samples	AAF	OOC Samples	AAF				
American Football	University	28	-	3	-	-	31	0	0%
Aquatics	University Swimming Long Distance 800m or greater	9	-	-	-	9	12	0	0%
	University Swimming Middle Distance 200-400m	1	-	-	-	1			
	University Swimming Sprint 100m or less	-	-	1	-	1			
	University Open Water	-	-	1	-	1			
Athletics	University Long Distance 3000m or greater	26	-	5	-	31	40	0	0%
	University Middle Distance 800-1500m	4	-	1	-	5			
	University Sprint 400m or less	2	-	-	-	2			
	University Throws	-	-	1	-	1			
	University Jumps	1	-	-	-	1			
Bandy	University Bandy	2	-	-	-	-	2	0	0%
Biathlon	University	14	-	3	-	-	17	0	0%
Canoe/Kayak	University Long Distance 1000m	-	-	1	-	-	1	0	0%
Cycling	University Mountain Bike	-	-	1	-	-	1	0	0%
Football	University	1	-	-	-	-	1	0	0%
Ice Hockey	University	3	-	-	-	-	3	0	0%
Judo	University	1	-	-	-	-	1	0	0%
Orienteering	University	2	-	1	-	-	3	0	0%
Rowing	University	1	-	-	-	-	1	0	0%
Skating	University Short Track	2	-	-	-	2	5	0	0%
	University Figure Skating	2	-	-	-	2			
	University Synchronised Skating	1	-	-	-	1			
Skiing	University Cross Country	19	-	3	-	22	30	0	0%
	University Alpine Skiing	1	-	2	-	3			
	University Freestyle Skiing	3	-	-	-	3			
	University Snowboard	1	-	1	-	2			
Triathlon	University	-	-	1	-	-	1	0	0%
Totals		124	0	25	0		149	0	0%

Sports	Disciplines	Blood				Sub Total	Total Samples	Total AAFs	% AAF
		IC Samples	AAF	OOC Samples	AAF				
Athletics	University Long Distance 3000m or greater	1	-	-	-	-	1	0	0%
Skating	University Short Track	-	-	8	-	-	8	0	0%
Skiing	University Cross Country	-	-	2	-	-	2	0	0%
Totals		1	0	10	0		11	0	0.0%

Table 109: GHRF(GHS/GHRP) Tests Conducted in Other Sports/Disciplines from Code Signatories - University Sports (Urine)

Sports	Disciplines	IC		OOC		Sub Total	Total Samples	Total AAFs	% AAF
		Samples	AAF	Samples	AAF				
American Football	University	137	-	134	-	-	271	0	0%
Aquatics	University Swimming Sprint 100m or less	13	-	1	-	14	33	0	0%
	University Swimming Middle Distance 200-400m	12	-	-	-	12			
	University Synchronised Swimming	6	-	-	-	6			
	University Open Water	-	-	1	-	1			
Athletics	University Long Distance 3000m or greater	17	-	-	-	17	52	0	0%
	University Sprint 400m or less	15	-	-	-	15			
	University Middle Distance 800-1500m	6	-	-	-	6			
	University Jumps	6	-	-	-	6			
	University Combined Events	5	-	-	-	5			
	University Throws	2	-	1	-	3			
Bandy	University Bandy	2	-	-	-	-	2	0	0%
Basketball	University	24	-	-	-	-	24	0	0%
Biathlon	University	1	-	1	-	-	2	0	0%
Canoe/Kayak	University Long Distance 1000m	-	-	1	-	-	1	0	0%
Field Hockey	University	2	-	-	-	-	2	0	0%
Football	University	19	-	2	-	-	21	0	0%
Ice Hockey	University	49	-	6	-	-	55	0	0%
Judo	University	1	-	-	-	-	1	0	0%
Orienteering	University	1	-	-	-	-	1	0	0%
Rugby	University Sevens	18	-	-	-	-	18	0	0%
Skating	University Short Track	1	-	-	-	1	3	0	0%
	University Synchronised Skating	1	-	-	-	1			
	University Figure Skating	1	-	-	-	1			
Skiing	University Cross Country	4	-	-	-	4	10	0	0%
	University Alpine Skiing	1	-	2	-	3			
	University Freestyle Skiing	2	-	-	-	2			
	University Snowboard	1	-	-	-	1			
Volleyball	University Volleyball	4	-	-	-	-	4	0	0%
Wrestling	University	30	-	2	-	-	32	0	0%
Totals		381	0	151	0		532	0	0%

Table 110: GHRF(GHRH) Tests Conducted in Other Sports/Disciplines from Code Signatories - University Sports (Urine)

Sports	Disciplines	IC		OOC		Sub Total	Total Samples	Total AAFs	% AAF
		Samples	AAF	Samples	AAF				
Aquatics	University Swimming Sprint 100m or less	1	-	-	-	-	1	0	0%
Athletics	University Sprint 400m or less	1	-	-	-	-	1	0	0%
Totals		2	0	0	0		2	0	0%

Table 111: GnRH Tests Conducted in Other Sports/Disciplines from Code Signatories - University Sports (Urine)

Sports	Disciplines	IC		OOC		Sub Total	Total Samples	Total AAFs	% AAF
		Samples	AAF	Samples	AAF				
American Football	University	137	-	133	-	-	270	0	0%
Aquatics	University Swimming Middle Distance 200-400m	12	-	-	-	12	19	0	0%
	University Swimming Sprint 100m or less	6	-	1	-	7			
Athletics	University Long Distance 3000m or greater	15	-	-	-	15	34	0	0%
	University Middle Distance 800-1500m	6	-	-	-	6			
	University Combined Events	5	-	-	-	5			
	University Sprint 400m or less	4	-	-	-	4			
	University Throws	2	-	1	-	3			
	University Jumps	1	-	-	-	1			
Basketball	University	24	-	-	-	-	24	0	0%
Canoe/Kayak	University Long Distance 1000m	-	-	1	-	-	1	0	0%
Curling	University	-	-	1	-	-	1	0	0%
Field Hockey	University	2	-	-	-	-	2	0	0%
Football	University	19	-	2	-	-	21	0	0%
Ice Hockey	University	44	-	6	-	-	50	0	0%
Judo	University	1	-	-	-	-	1	0	0%
Rugby	University Sevens	18	-	-	-	-	18	0	0%
Volleyball	University Volleyball	4	-	-	-	-	4	0	0%
Wrestling	University	30	-	2	-	32	32	0	0%
Totals		330	0	147	0		477	0	0%

Table 112: Insulin Tests* conducted in Other Sports/Disciplines from Code Signatories - University Sports (Urine and Blood)

Sports	Disciplines	IC		OOC		Urine			
		Samples	AAF	Samples	AAF	Sub Total	Total Samples	Total AAFs	% AAF
Aquatics	University Swimming Sprint 100m or less	1	-	-	-	-	1	0	0%
Athletics	University Sprint 400m or less	1	-	-	-	1	1	0	0%
Totals		2	0	0	0		2	0	0%

* No Insulin Blood Tests in Sports for Other Sports/Disciplines from Code Signatories were recorded in ADAMS

Table 113: IGF-I Analogs Tests* Conducted in Other Sports/Disciplines from Code Signatories - University Sports (Urine and Blood)

Sports	Disciplines	IC		OOC		Urine			
		Samples	AAF	Samples	AAF	Sub Total	Total Samples	Total AAFs	% AAF
Aquatics	University Swimming Sprint 100m or less	1	-	-	-	-	1	0	0%
Athletics	University Sprint 400m or less	1	-	-	-	1	1	0	0%
Totals		2	0	0	0		2	0	0%

Sports	Disciplines	IC		OOC		Blood			
		Samples	AAF	Samples	AAF	Sub Total	Total Samples	Total AAFs	% AAF
American Football	University	8	-	8	-	-	16	0	0%
Totals		8	0	8	0		16	0	0%

Table 114: hGH Isoforms Tests Conducted in Other Sports/Disciplines from Code Signatories - University Sports (Blood)

Sports	Disciplines	IC		OOC		Sub Total	Total Samples	Total AAFs	% AAF
		Samples	AAF	Samples	AAF				
American Football	University	16	-	17	-	-	33	0	0%
Aquatics	University Swimming Middle Distance 200-400m	3	-	-	-	3	7	0	0%
	University Swimming Sprint 100m or less	3	-	-	-	3			
	University Diving	1	-	-	-	1			
Athletics	University Long Distance 3000m or greater	6	-	-	-	6	8	0	0%
	University Sprint 400m or less	1	-	-	-	1			
	University Jumps	1	-	-	-	1			
Bandy	University Bandy	1	-	-	-	-	1	0	0%
Biathlon	University	1	-	1	-	-	2	0	0%
Gymnastics	University Artistic	3	-	-	-	-	3	0	0%
Ice Hockey	University	1	-	1	-	-	2	0	0%
Judo	University	1	-	-	-	-	1	0	0%
Orienteering	University	-	-	1	-	-	1	0	0%
Skating	University Short Track	2	-	-	-	2	4	0	0%
	University Figure Skating	-	-	2	-	2			
Skiing	University Cross Country	-	-	4	-	4	7	0	0%
	University Alpine Skiing	-	-	1	-	1			
	University Snowboard	1	-	-	-	1			
	University Freestyle Skiing	1	-	-	-	1			
	University	1	-	-	-	-			
Tennis	University	1	-	-	-	-	1	0	0%
Totals		43	0	27	0		70	0	0%

Table 115: HGH Biomarkers Tests Conducted in Other Sports/Disciplines from Code Signatories - University Sports (Blood)

Sports	Disciplines	IC		OOC		Sub Total	Total Samples	Total AAFs	% AAF
		Samples	AAF	Samples	AAF				
American Football	University	16	-	17	-	-	33	0	0%
Aquatics	University Swimming Sprint 100m or less	3	-	-	-	3	7	0	0%
	University Swimming Middle Distance 200-400m	3	-	-	-	3			
	University Diving	1	-	-	-	1			
Athletics	University Long Distance 3000m or greater	5	-	-	-	5	6	0	0%
	University Jumps	1	-	-	-	1			
Canoe/Kayak	University Long Distance 1000m	-	-	1	-	1	1	0	0%
Gymnastics	University Artistic	3	-	-	-	-	3	0	0%
Judo	University	1	-	-	-	-	1	0	0%
Tennis	University	1	-	-	-	-	1	0	0%
Totals		34	0	18	0		52	0	0%

Table 116: HBOC Tests Conducted in Other Sports/Disciplines from Code Signatories - University Sports (Blood)

Sports	Disciplines	IC		OOC		Sub Total	Total Samples	Total AAFs	% AAF
		Samples	AAF	Samples	AAF				
n/a	-	-	-	-	-	-	0	0	0%
Totals		0	0	0	0		0	0	0%

Table 117: HBT (Transfusion) Tests Conducted in Other Sports/Disciplines from Code Signatories - University Sports (Blood)

Sports	Disciplines	IC		OOC		Sub Total	Total Samples	Total AAFs	% AAF
		Samples	AAF	Samples	AAF				
n/a	-	-	-	-	-	-	0	0	0%
	Totals	0	0	0	0		0	0	0%

Table 118: GC/C/IRMS Tests Conducted in Other Sports/Disciplines for Markers of the Steroid Profile (Urine)

Sports	Disciplines	IC		OOC		Sub Total	Total Samples	Total AAFs	% AAF
		Samples	AAF	Samples	AAF				
Aquatics	Water Polo	3	-	-	-	-	3	0	0%
Athletics	Half Marathon	3	-	-	-	20	7	0	0%
	Marathon	1	-	-	-	5			
	Long Distance 3000m or greater	1	-	-	-	2			
	College Cross Country	1	-	-	-	1			
Baseball	Athletics	1	-	-	-	1	9	0	0%
	Professional Baseball	3	-	2	-	5			
	Rubber Baseball	2	-	-	-	2			
Basketball	Pesäpallo	1	-	1	-	2	8	0	0%
	Professional Basketball	4	-	-	-	4			
	Basketball	3	-	-	-	3			
Basque Sports	College	1	-	-	-	1	4	0	0%
	Sokatira	2	-	-	-	2			
	Giza-abere probak	1	-	-	-	1			
Beach Tennis	Sega	1	-	-	-	1	1	0	0%
Bodybuilding	-	-	-	1	-	-	1	0	0%
	INBA Natural Bodybuilding	5	-	-	-	5	9	0	0%
	Physique Sports	2	-	1	-	3			
WNBF Natural Bodybuilding	1	-	-	-	1				
Boxing	BBBOC professional boxing	15	-	5	-	20	30	1	3%
	Professional Boxing	5	-	-	-	5			
	IBO Professional Boxing	2	-	-	-	2			
	Boxing	1	-	-	-	1			
	WBO Professional Boxing	1	-	-	-	1			
	WBC Professional Boxing	1	1	-	-	1			
Budo	-	1	-	1	-	-	2	0	0%
Chin-up	Chin-Up Repetitions	-	-	1	-	-	1	0	0%
Cycling	Road	15	-	-	-	15	16	0	0%
	Cycling	1	-	-	-	1			
Football	Football	2	-	-	-	2	4	0	0%
	College	2	-	-	-	2			
Friskis & Svettis	-	-	-	1	1	-	1	1	100%
Gaelic Games	Football	-	-	3	-	-	3	0	0%
Golf	Professional Golf	2	-	-	-	-	2	0	0%
Handball	Indoor	2	-	-	-	-	2	0	0%
Hornuss	-	1	-	-	-	-	1	0	0%
Jiu-Jitsu	-	2	-	1	-	-	3	0	0%
Kabaddi	-	2	-	1	-	-	3	0	0%
Karate	Karate	5	-	-	-	5	7	0	0%
	Kyokushin KWU	1	-	-	-	1			
	Kyokushin	1	-	-	-	1			
Kempo	-	1	-	-	-	-	1	0	0%
Mixed Martial Arts	-	21	-	466	1	-	487	1	0%
Pencak Silat	-	1	-	2	-	-	3	0	0%
Powerlifting	Powerlifting	5	-	-	-	5	6	0	0%
	WDFPF Powerlifting	1	-	-	-	1			
Qazaq Kuresi	Qazaq Kuresi	1	-	-	-	-	1	0	0%
Rowing	-	1	-	-	-	-	1	0	0%
Rugby	Fifteens	3	-	-	-	-	3	0	0%
School Sports	Athletics Throws	1	-	-	-	1	2	0	0%
	Athletics Sprint 400m or less	1	-	-	-	1			
Skiing	Cross-Country	2	-	-	-	2	3	0	0%
	Alpine	1	-	-	-	1			

Table 118: GC/C/IRMS Tests Conducted in Other Sports/Disciplines for Markers of the Steroid Profile (Urine)

Sports	Disciplines	IC		OOC		Sub Total	Total Samples	Total AAFs	% AAF
		Samples	AAF	Samples	AAF				
Triathlon	-	3	-	-	-	-	3	0	0%
Volleyball	-	1	-	-	-	-	1	0	0%
Wrestling	Swiss Wrestling	2	-	-	-	2	5	0	0%
	Wrestling	1	-	-	-	1			
	Greco-Roman	1	-	-	-	1			
	Ssireum	1	-	-	-	1			
Totals		146	1	486	2		632	3	0.5%

Table 119: GC/C/IRMS Tests* Conducted in Other Sports/Disciplines for Other Targets (Urine)

19-norandrosterone

Sports	Disciplines	IC		OOC		Sub Total	Total Samples	Total AAFs	% AAF
		Samples	AAF	Samples	AAF				
Boxing	BBBOC professional boxing	1	-	-	-	-	1	0	0%
Mixed Martial Arts	-	2	2	1	1	-	3	3	100%
Totals		3	2	1	1		4	3	75%

boldenone

Sports	Disciplines	IC		OOC		Sub Total	Total Samples	Total AAFs	% AAF
		Samples	AAF	Samples	AAF				
Boxing	Professional Boxing	1	1	-	-	-	1	1	100%
Mixed Martial Arts	-	-	-	5	5	-	5	5	100%
Totals		1	1	5	5		6	6	100%

formestane

Sports	Disciplines	IC		OOC		Sub Total	Total Samples	Total AAFs	% AAF
		Samples	AAF	Samples	AAF				
Mixed Martial Arts	-	-	-	1	-	-	1	0	0%
Totals		0	0	1	0		1	0	0%

* No GC/C/IRMS tests for prednisolone/prednisone were recorded in ADAMS for Other Sports/Disciplines

Table 120: ESA Tests Conducted in Other Sports/Disciplines (Urine and Blood)

Sports	Disciplines	Urine							
		IC Samples	AAF	OOB Samples	AAF	Sub Total	Total Samples	Total AAFs	% AAF
Aquatics	Free Diving	27	-	-	-	-	27	0	0%
	Marathon	40	-	-	-	40			
Athletics	Half Marathon	12	-	-	-	12	54	0	0%
	College Cross Country	1	-	-	-	1			
	Long Distance 3000m or greater	1	-	-	-	1			
Baseball	Professional Baseball	16	-	4	-	-	20	0	0%
Basketball	Professional Basketball	21	-	9	-	-	30	0	0%
Basque Sports	-	5	-	-	-	-	5	0	0%
Beach Tennis	-	2	-	-	-	-	2	0	0%
Bodybuilding	INBA Natural Bodybuilding	2	-	1	-	3			
	WNBF Natural Bodybuilding	-	-	2	-	2	7	0	0%
	IDFA Bodybuilding	-	-	1	-	1			
	Physique Sports	1	-	-	-	1			
Boxing	BBBOC professional boxing	34	-	44	-	78			
	Professional Boxing	1	-	2	-	3	82	0	0%
	WBA Professional Boxing	1	-	-	-	1			
Chin-up	Weighted Chin-Up	1	-	1	-	-	2	0	0%
Cycling	Road	17	-	-	-	17	21	0	0%
	Cycling	4	-	-	-	4			
Golf	Professional Golf	9	-	4	-	-	13	0	0%
Heavy Events	Strongest man	1	-	1	-	2	3	0	0%
	Strongest Women	-	-	1	-	1			
Jet-Ski	-	1	-	-	-	-	1	0	0%
Jiu-Jitsu	-	-	-	2	-	-	2	0	0%
Judo	-	1	-	-	-	-	1	0	0%
Kabaddi	-	3	-	2	-	-	5	0	0%
Kempo	-	-	-	2	-	-	2	0	0%
Kho Kho	-	2	-	-	-	-	2	0	0%
Military Sport Pentathlon	Military Modern Pentathlon	2	-	-	-	2			
	Military Pentathlon	2	-	-	-	2	5	0	0%
	Naval Pentathlon	1	-	-	-	1			
Mixed Martial Arts	-	225	2	306	2	-	531	4	1%
Modern Pentathlon	-	2	-	-	-	-	2	0	0%
Pencak Silat	-	-	-	3	-	-	3	0	0%
Power Press	-	-	-	1	-	-	1	0	0%
Powerlifting	WPC Powerlifting	-	-	2	-	2	3	0	0%
	WDFPF Powerlifting	1	-	-	-	1			
Ringette	-	-	-	1	-	-	1	0	0%
Rugby	Fifteens	20	-	-	-	-	20	0	0%
School Sports	Athletics Long distance 3000m or greater	5	-	-	-	2			
	Athletics Middle Distance 800-1500m	5	-	-	-	2	11	0	0%
	Swimming Middle Distance 200-400m	1	-	-	-	1			
Skiing	-	8	-	-	-	-	8	0	0%
Table Tennis	-	1	-	-	-	-	1	0	0%
Touch Football	-	1	-	-	-	-	1	0	0%
Traditional Karate	-	1	-	2	-	-	3	0	0%
Triathlon	-	8	-	-	-	-	8	0	0%
Ultra Triathlon	-	4	-	-	-	-	4	0	0%
Underwater Sports	-	3	-	-	-	-	3	0	0%
VA'A	Outrigger (Sprint)	2	-	-	-	-	2	0	0%
Volleyball	Professional Volleyball	11	-	1	-	12	13	0	0%
	Volleyball	1	-	-	-	1			

Table 120: ESA Tests Conducted in Other Sports/Disciplines (Urine and Blood) - continued

Sports	Disciplines	Urine							
		IC Samples	IC AAF	OOC Samples	OOC AAF	Sub Total	Total Samples	Total AAFs	% AAF
Wrestling	Ssireum	4	-	-	-	-	4	0	0%
Totals		511	2	392	2		903	4	0.4%

Sports	Disciplines	Blood							
		IC Samples	IC AAF	OOC Samples	OOC AAF	Sub Total	Total Samples	Total AAFs	% AAF
Baseball	Professional Baseball	12	-	-	-	12	12	0	0%
Boxing	BBBOC professional boxing	-	-	1	-	1	1	0	0%
Mixed Martial Arts	-	-	-	3	-	3	3	0	0%
Pencak Silat	-	1	-	-	-	1	1	0	0%
Totals		13	0	4	0		17	0	0%

Table 121: GHRF(GHS/GHRP) Tests Conducted in Other Sports/Disciplines (Urine)

Sports	Disciplines	GHRF(GHS/GHRP) Tests							
		IC Samples	IC AAF	OOC Samples	OOC AAF	Sub Total	Total Samples	Total AAFs	% AAF
Aquatics	Free Diving	1	-	1	-	-	2	0	0%
Athletics	College Cross Country	10	-	6	-	-	16	0	0%
Badminton	College	2	-	-	-	-	2	0	0%
Baseball	Baseball	40	-	2	-	42	70	0	0%
	Professional Baseball	16	-	9	-	25			
	Pesäpallo	-	-	2	-	2			
	Rubber Baseball	-	-	1	-	1			
Basketball	Professional Basketball	14	-	9	-	23	35	0	0%
	College	8	-	4	-	12			
Beach Tennis	-	2	-	-	-	-	2	0	0%
Bodybuilding	CrossFit	9	-	-	-	9	20	0	0%
	INBA Natural Bodybuilding	7	-	1	-	8			
	IDFA Bodybuilding	-	-	1	-	1			
	WNBF Natural Bodybuilding	-	-	1	-	1			
	Physique Sports	-	-	1	-	1			
Boxing	BBBOC professional boxing	26	-	44	-	70	76	0	0%
	Professional Boxing	1	-	5	-	6			
Broomball	-	4	-	-	-	-	4	0	0%
Chin-up	Weighted Chin-Up	1	-	2	-	3	4	0	0%
	Chin-Up Repetitions	-	-	1	-	1			
Football	College	13	-	3	-	-	16	0	0%
Gaelic Games	Football	3	-	-	-	-	3	0	0%
Golf	Professional Golf	5	-	4	-	9	11	0	0%
	College	2	-	-	-	2			
Heavy Athletics	-	1	-	-	-	-	1	0	0%
Heavy Events	Strongest man	4	-	3	-	7	8	0	0%
	Gripevents	-	-	1	-	1			
Jiu-Jitsu	-	24	-	2	-	-	26	0	0%
Judo	-	1	-	-	-	-	1	0	0%
Kabaddi	-	5	-	1	-	-	6	0	0%
Kempo	-	-	-	2	-	-	2	0	0%
Kho Kho	-	1	-	-	-	-	1	0	0%

Table 121: GHRF(GHS/GHRP) Tests Conducted in Other Sports/Disciplines (Urine) - continued

Sports	Disciplines	IC		OOC		Sub Total	Total Samples	Total AAFs	% AAF
		Samples	AAF	Samples	AAF				
Military Sport Pentathlon	Military Modern Pentathlon	1	-	-	-	1			
	Naval Pentathlon	1	-	-	-	1	3	0	0%
	Military Pentathlon	1	-	-	-	1			
Mixed Martial Arts	-	419	-	3428	2	-	3847	2	0%
Pencak Silat	-	3	-	3	-	-	6	0	0%
Power Press	-	2	-	5	-	-	7	0	0%
Powerlifting	WDFPF Powerlifting	2	-	-	-	2	3	0	0%
	WPC Powerlifting	-	-	1	-	1			
Ringette	-	-	-	6	-	-	6	0	0%
Shooting	Ball-Trap	-	-	4	-	-	4	0	0%
Table Tennis	-	1	-	-	-	-	1	0	0%
Touch Football	-	2	-	-	-	-	2	0	0%
Traditional Karate	-	1	-	2	-	-	3	0	0%
VA'A	Outrigger (Sprint)	2	-	-	-	-	2	0	0%
Volleyball	College	10	-	2	-	12			
	Professional Volleyball	4	-	3	-	7	20	0	0%
	Volleyball	1	-	-	-	1			
Wrestling	Ssireum	3	-	-	-	3	4	0	0%
	Swiss Wrestling	-	-	1	-	1			
Totals		653	0	3561	2		4,214	2	0.05%

Table 122: GHRF(GHRH) Tests Conducted in Other Sports/Disciplines (Urine)

Sports	Disciplines	IC		OOC		Sub Total	Total Samples	Total AAFs	% AAF
		Samples	AAF	Samples	AAF				
Aquatics	Free Diving	-	-	1	-	-	1	0	0%
Jiu-Jitsu	-	-	-	1	-	-	1	0	0%
Mixed Martial Arts	-	232	-	1366	-	-	1598	0	0%
Totals		232	0	1368	0		1600	0	0%

Table 123: GnRH Tests Conducted in Other Sports/Disciplines (Urine)

Sports	Disciplines	IC		OOC		Sub Total	Total Samples	Total AAFs	% AAF
		Samples	AAF	Samples	AAF				
Aquatics	Free Diving	1	-	1	-	-	2	0	0%
Athletics	College Cross Country	10	-	6	-	-	16	0	0%
Badminton	College	2	-	-	-	-	2	0	0%
	Pesäpallo	-	-	2	-	2			
Baseball	Professional Baseball	-	-	2	-	2	5	0	0%
	Rubber Baseball	-	-	1	-	1			
Basketball	College	8	-	4	-	-	12	0	0%
Bodybuilding	INBA Natural Bodybuilding	5	-	-	-	5			
	CrossFit	4	-	-	-	4	10	0	0%
	Physique Sports	-	-	1	-	1			
Boxing	BBBOC professional boxing	18	-	44	-	62	64	0	0%
	Professional Boxing	1	-	1	-	2			
Broomball	-	4	-	-	-	-	4	0	0%
Chin-up	Weighted Chin-Up	1	-	2	-	3	4	0	0%
	Chin-Up Repetitions	-	-	1	-	1			
Football	College	13	-	3	-	-	16	0	0%

Table 123: GnRH Tests Conducted in Other Sports/Disciplines (Urine) - continued

Sports	Disciplines	IC		OOC		Sub Total	Total Samples	Total AAFs	% AAF
		Samples	AAF	Samples	AAF				
Gaelic Games	Football	3	-	-	-	-	3	0	0%
Golf	College	2	-	-	-	-	2	0	0%
Heavy Athletics	-	1	-	-	-	-	1	0	0%
Heavy Events	Strongest man	4	-	3	-	7	8	0	0%
	Gripevents	-	-	1	-	1			
Jiu-Jitsu	-	4	-	-	-	-	4	0	0%
Karate	Kyokushin	1	-	-	-	-	1	0	0%
Kempo	-	-	-	1	-	-	1	0	0%
Military Sport Pentathlon	Military Modern Pentathlon	1	-	-	-	1	3	0	0%
	Naval Pentathlon	1	-	-	-	1			
	Military Pentathlon	1	-	-	-	1			
Mixed Martial Arts	-	390	-	2406	-	-	2796	0	0%
Pencak Silat	-	3	-	-	-	-	3	0	0%
Power Press	-	2	-	5	-	-	7	0	0%
Ringette	-	-	-	6	-	-	6	0	0%
Shooting	Ball-Trap	-	-	4	-	-	4	0	0%
Touch Football	-	2	-	-	-	-	2	0	0%
Traditional Karate	-	1	-	2	-	-	3	0	0%
VA'A	Outrigger (Sprint)	2	-	-	-	-	2	0	0%
Volleyball	College	11	-	2	-	-	13	0	0%
Wrestling	Swiss Wrestling	-	-	1	-	-	1	0	0%
Totals		496	0	2499	0		2,995	0	0%

Table 124: Insulin Tests* Conducted in Other Sports/Disciplines (Urine and Blood)

		Urine							
Sports	Disciplines	IC		OOC		Sub Total	Total Samples	Total AAFs	% AAF
		Samples	AAF	Samples	AAF				
Boxing	Professional Boxing	-	-	1	-	-	1	0	0%
Functional Fitness	-	1	-	-	-	-	1	0	0%
Totals		1	0	1	0		2	0	0%

		Blood							
Sports	Disciplines	IC		OOC		Sub Total	Total Samples	Total AAFs	% AAF
		Samples	AAF	Samples	AAF				
Boxing	BBBOC professional boxing	1	-	1	-	-	2	0	0%
Totals		1	0	1	0		2	0	0%

Table 125: IGF-I Analogs Tests Conducted in Other Sports/Disciplines (Urine and Blood)

		Urine							
Sports	Disciplines	IC		OOC		Sub Total	Total Samples	Total AAFs	% AAF
		Samples	AAF	Samples	AAF				
n/a	-	-	-	-	-	0	0	0	0%
Totals		0	0	0	0		0	0	0%

		Blood							
Sports	Disciplines	IC		OOC		Sub Total	Total Samples	Total AAFs	% AAF
		Samples	AAF	Samples	AAF				
n/a	-	-	-	-	-	0	0	0	0%
Totals		0	0	0	0		0	0	0%

Table 126: hGH Isoforms Tests Conducted in Other Sports/Disciplines (Blood)

Sports	Disciplines	IC		OOC		Sub Total	Total Samples	Total AAFs	% AAF
		Samples	AAF	Samples	AAF				
Athletics	College Cross Country	1	-	-	-	-	1	0	0%
Baseball	Professional Baseball	11	-	4	-	15	17	0	0%
	Pesäpallo	-	-	2	-	2			
Basketball	Professional Basketball	7	-	8	-	-	15	0	0%
Beach Tennis	-	2	-	-	-	-	2	0	0%
Bodybuilding	INBA Natural Bodybuilding	2	-	2	-	4	6	0	0%
	WNBF Natural Bodybuilding	-	-	1	-	1			
	Physique Sports	-	-	1	-	1			
Boxing	BBBOC professional boxing	10	-	2	-	-	12	0	0%
Chin-up	Weighted Chin-Up	1	-	2	-	3	4	0	0%
	Chin-Up Repetitions	-	-	1	-	1			
Functional Fitness	-	-	-	1	-	-	1	0	0%
Gaelic Games	Football	-	-	17	-	17	23	0	0%
	Hurling	-	-	6	-	6			
Golf	Professional Golf	-	-	4	-	-	4	0	0%
Heavy Events	Strongest man	1	-	3	-	4	6	0	0%
	Strongest Women	-	-	1	-	1			
	Gripevents	-	-	1	-	1			
Jiu-Jitsu	-	4	-	-	-	-	4	0	0%
Judo	-	1	-	-	-	-	1	0	0%
Kabaddi	-	2	-	3	-	-	5	0	0%
Kempo	-	-	-	1	-	-	1	0	0%
Kho Kho	-	2	-	-	-	-	2	0	0%
Military Sport Pentathlon	Military Modern Pentathlon	2	-	-	-	2	4	0	0%
	Naval Pentathlon	1	-	-	-	1			
	Military Pentathlon	1	-	-	-	1			
Mixed Martial Arts	-	5	-	95	-	-	100	0	0%
Power Press	-	2	-	5	-	-	7	0	0%
School Sports	Athletics Middle Distance 800-1500m	5	-	-	-	5	14	0	0%
	Swimming Sprint 100m or less	4	-	-	-	4			
	Athletics Long distance 3000m or greater	3	-	-	-	3			
	Athletics Combined Events	2	-	-	-	2			
Table Tennis	-	1	-	-	-	-	1	0	0%
Traditional Karate	-	-	-	2	-	-	2	0	0%
Volleyball	Professional Volleyball	4	-	3	-	-	7	0	0%
Wrestling	Ssireum	1	-	-	-	-	1	0	0%
Totals		75	0	165	0		240	0	0%

Table 127: hGH Biomarkers Tests Conducted in Other Sports/Disciplines (Blood)

Sports	Disciplines	IC		OOC		Sub Total	Total Samples	Total AAFs	% AAF
		Samples	AAF	Samples	AAF				
Bodybuilding	CrossFit	8	-	-	-	8	11	0	0%
	INBA Natural Bodybuilding	2	-	-	-	2			
	Physique Sports	-	-	1	-	1			
Boxing	BBBOC professional boxing	24	-	23	-	47	48	0	0%
	Professional Boxing	-	-	1	-	1			
Jiu-Jitsu	-	-	-	2	-	-	2	0	0%
Mixed Martial Arts	-	22	-	79	-	-	101	0	0%
Traditional Karate	-	2	-	-	-	-	2	0	0%
Totals		58	0	106	0		164	0	0%

Table 128: HBOC Tests Conducted in Other Sports/Disciplines (Blood)

Sports	Disciplines	IC		OOC		Sub Total	Total Samples	Total AAFs	% AAF
		Samples	AAF	Samples	AAF				
Mixed Martial Arts	-	4	-	1	-	-	5	0	0%
Pencak Silat	-	1	-	-	-	-	1	0	0%
	Totals	5	0	1	0		6	0	0%

Table 129: HBT (Transfusion) Tests* Conducted in Other Sports/Disciplines (Blood)

Sports	Disciplines	IC		OOC		Sub Total	Total Samples	Total AAFs	% AAF
		Samples	AAF	Samples	AAF				
n/a	-	-	-	-	-	-	0	0	0%
	Totals	0	0	0	0		0	0	0%

Table 130: Total AAFs* per Drug Class as Reported in ASOIF Sports

Sports	Discipline	Anabolic Agents	Peptide Hormones, Growth Factors and Related Substances	Beta-2 Agonists	Hormone and Metabolic Modulators	Diuretics and Other Masking Agents	Stimulants	Narcotics	Cannabinoids	Glucocorticosteroids	Beta-Blockers	Enhancement of Oxygen Transfer	Chemical and Physical Manipulation	Sub total	Total Findings per Sport	% of total Findings
		S1.	S2.	S3.	S4.	S5.	S6.	S7.	S8.	S9.	P1.	M1.	M2.			
Aquatics	Swimming Sprint 100m or less	9	-	4	1	4	16	-	2	-	-	-	-	36	83	4.4%
	Swimming Middle Distance 200-400m	10	-	2	-	3	7	-	-	2	-	-	-	24		
	Swimming Long Distance 800m or greater	3	1	1	-	-	4	-	-	-	-	-	-	9		
	Water Polo	-	-	1	-	1	2	-	1	1	-	-	-	6		
	Artistic Swimming	-	-	-	-	3	-	-	-	-	-	-	-	3		
	Diving	1	-	1	-	1	-	-	-	-	-	-	-	3		
	Aquatics	-	-	-	1	-	-	-	-	-	-	-	-	1		
Archery	Open Water	-	1	-	-	-	-	-	-	-	-	-	-	1	6	0.3%
	Compound	-	-	1	-	-	-	-	-	-	2	-	-	3		
	Archery	-	-	-	-	1	-	-	-	-	1	-	-	2		
Athletics	Recurve	-	-	-	-	1	-	-	-	-	-	-	-	1	319	17.0%
	Long Distance 3000m or greater	45	23	7	4	5	34	-	1	27	-	-	-	146		
	Sprint 400m or less	40	2	-	5	4	10	-	-	1	-	-	-	62		
	Throws	17	-	-	3	8	10	-	1	5	-	-	-	44		
	Middle Distance 800-1500m	18	6	1	3	1	7	-	-	-	-	-	-	36		
	Jumps	11	-	-	3	3	8	-	2	1	-	-	-	28		
	Half Marathon	-	1	-	-	-	-	-	-	-	-	-	-	1		
Ultra Running	1	-	-	-	-	-	-	-	-	-	-	-	1			
Badminton	Athletics	1	-	-	-	-	-	-	-	-	-	-	-	1	7	0.4%
-	-	3	-	1	-	1	2	-	-	-	-	-	-			
Basketball	Basketball	13	-	2	3	1	8	-	11	10	-	-	-	48	49	2.6%
	3 on 3	-	-	-	1	-	-	-	-	-	-	-	-	1		
Boxing	-	21	1	4	4	23	13	1	6	2	-	-	-	-	75	4.0%
Canoe/Kayak	Sprint 200m	8	-	1	1	-	-	-	-	-	-	-	-	10	33	1.8%
	Long Distance 1000m	4	2	-	2	1	-	-	-	-	-	-	-	9		
	Middle Distance 500m	3	-	-	1	2	1	-	-	-	-	-	-	7		
	Wildwater	-	-	-	-	-	1	-	1	-	-	-	-	2		
	Freestyle	-	-	-	-	-	1	-	1	-	-	-	-	2		
	Canoe Slalom	1	-	-	-	-	-	-	-	-	-	-	-	1		
	Canoe Polo	-	-	1	-	-	-	-	-	-	-	-	-	1		
Cycling	Marathon	-	-	-	-	-	1	-	-	-	-	-	-	1	328	17.5%
	Road	70	44	20	11	13	42	2	-	29	-	2	-	233		
	Mountain Bike	12	8	6	1	7	11	-	-	6	-	-	-	51		
	Track Sprint	8	2	1	3	3	6	-	1	-	-	-	-	24		
	Track Endurance	1	-	1	2	2	1	-	-	-	-	-	-	7		
	BMX	2	-	1	1	-	2	-	-	-	-	-	-	6		
	Cyclo-Cross	2	-	1	-	-	-	-	-	-	-	-	-	3		
	Cycling	-	-	1	1	-	-	-	-	-	-	-	-	2		
	Trials	-	-	-	-	-	1	-	-	-	-	-	-	1		
Equestrian	Mountain Bike - Cross Country	-	-	-	-	1	-	-	-	-	-	-	-	1	14	0.7%
	Jumping	-	-	-	-	3	4	-	4	-	-	-	-	11		
	Eventing	1	-	-	-	-	-	-	-	-	-	-	-	1		
	Dressage	-	-	-	-	-	-	-	1	-	-	-	-	1		
	Driving	-	-	-	-	1	-	-	-	-	-	-	-	1		
Fencing	Epee	1	-	1	-	2	2	-	-	2	-	-	-	8	17	0.9%
	Foil	1	-	-	1	2	2	-	-	-	-	-	-	6		
	Sabre	1	-	-	-	-	1	-	-	1	-	-	-	3		
Field Hockey	-	-	-	1	-	3	1	-	-	2	-	-	-	7	0.4%	

2019 Anti-Doping Testing Figures
Samples Analyzed and Reported by Accredited Laboratories in ADAMS

Table 130: Total AAFs* per Drug Class as Reported in ASOIF Sports

Sports	Discipline	Anabolic Agents	Peptide Hormones, Growth Factors and Related Substances	Beta-2 Agonists	Hormone and Metabolic Modulators	Diuretics and Other Masking Agents	Stimulants	Narcotics	Cannabinoids	Glucocorticosteroids	Beta-Blockers	Enhancement of Oxygen Transfer	Chemical and Physical Manipulation	Sub total	Total Findings per Sport	% of total Findings
		S1.	S2.	S3.	S4.	S5.	S6.	S7.	S8.	S9.	P1.	M1.	M2.			
Football	Football	20	-	9	3	22	40	4	7	35	-	-	-	140	162	8.6%
	Beach Football	4	-	1	1	5	2	-	-	-	-	-	-	13		
	Futsal	1	-	-	1	3	1	-	1	2	-	-	-	9		
Golf	-	1	-	-	-	1	-	-	-	-	1	-	-	-	3	0.2%
Gymnastics	Artistic	-	-	-	-	2	6	-	-	1	-	-	-	9	16	0.9%
	Rhythmic	-	-	-	1	1	1	-	-	1	-	-	-	4		
	Trampoline	-	-	-	-	1	1	-	-	-	-	-	-	2		
	Acrobatic	-	-	-	-	1	-	-	-	-	-	-	-	1		
Handball	Indoor	9	-	1	2	-	8	-	-	3	-	-	-	23	1.2%	
Judo	-	17	-	2	5	18	9	-	1	-	-	-	-	52	2.8%	
Modern Pentathlon	-	-	-	-	-	-	-	-	-	-	-	-	-	0	0%	
Rowing	-	8	1	3	3	24	10	-	-	1	-	-	-	50	2.7%	
Rugby Union	Fifteens	48	-	4	9	4	27	-	9	12	-	-	-	113	119	6.3%
	Sevens	1	-	1	1	-	-	-	3	-	-	-	-	6		
Sailing	Sailing	1	-	1	-	-	-	-	-	-	-	-	-	2	3	1.2%
	Finn	-	-	-	1	-	-	-	-	-	-	-	-	1		
Shooting	Shooting	-	-	-	-	7	1	-	-	-	-	-	-	8	20	1.1%
	Rifle	1	-	-	1	-	1	-	-	-	3	-	-	6		
	Pistol	-	-	-	-	1	-	-	-	-	3	-	-	4		
	Shotgun	-	-	1	-	1	-	-	-	-	-	-	-	2		
Table Tennis	-	-	-	-	-	-	-	-	-	-	-	-	-	0	0%	
Taekwondo	Sparring	4	1	1	-	5	-	-	1	1	-	-	-	13	14	0.7%
	Poomsae	-	-	1	-	-	-	-	-	-	-	-	-	1		
Tennis	-	19	1	1	-	3	8	-	3	3	-	-	-	38	2.0%	
Triathlon	Triathlon	5	1	5	5	-	6	-	2	8	-	-	-	32	40	2.1%
	Long Distance	-	-	1	-	-	3	-	-	-	-	-	-	4		
	Duathlon	-	-	1	-	1	1	-	-	-	-	-	-	3		
	Cross Triathlon	-	1	-	-	-	-	-	-	-	-	-	-	1		
Volleyball	Volleyball	14	-	-	-	4	4	1	3	3	-	-	-	29	30	1.6%
	Beach	-	-	-	-	-	1	-	-	-	-	-	-	1		
Weightlifting	-	142	7	3	31	16	41	2	5	10	-	-	-	257	13.7%	
Wrestling	Wrestling	15	-	3	4	6	14	1	5	-	-	-	-	48	112	6.0%
	Greco-Roman	10	1	-	4	5	3	2	1	-	-	-	-	26		
	Freestyle	10	-	-	5	-	3	-	-	1	-	-	-	19		
	Traditional Wrestling	8	-	-	2	4	1	-	-	-	-	-	-	15		
	Beach Wrestling	1	-	-	-	1	-	-	-	-	-	-	-	2		
	Women's Freestyle	-	-	-	1	1	-	-	-	-	-	-	-	2		
TOTAL PER DRUG CLASS		647	104	98	133	234	392	14	73	170	10	2	0	1877		
% of Drug Class		34%	6%	5%	7%	12%	21%	1%	4%	9%	0.5%	0.1%	0%			

* The Adverse Analytical Findings (AAFs) in this report are not to be confused with adjudicated or sanctioned Anti-Doping Rule Violations (ADRVs), as the figures given in this report may contain findings that underwent the Therapeutic Use Exemption (TUE) approval process or multiple findings on the same Athlete. This data details the number of occurrences of AAFs and therefore multiple AAFs may be linked to the same Sample.

**2019 Anti-Doping Testing Figures
Samples Analyzed and Reported by Accredited Laboratories in ADAMS**

Table 131: Total AAFs* per Drug Class as Reported in AIOWF Sports

Sports	Discipline	Anabolic Agents	Peptide Hormones, Growth Factors and Related Substances	Beta-2 Agonists	Hormone and Metabolic Modulators	Diuretics and Other Masking Agents	Stimulants	Narcotics	Cannabinoids	Glucocorticosteroids	Beta-Blockers	Enhancement of Oxygen Transfer	Chemical and Physical Manipulation	sub total	Total Findings per Sport	% of total Findings	
		S1.	S2.	S3.	S4.	S5.	S6.	S7.	S8.	S9.	P1.	M1.	M2.				
Biathlon	-	-	-	1	3	-	-	-	-	-	-	-	-	-	4	6.3%	
Bobsleigh	-	-	-	-	-	-	2	-	-	-	-	-	-	-	2	3.2%	
Curling	-	7	-	-	1	2	-	-	-	-	-	-	-	-	10	15.9%	
Ice Hockey	-	2	4	6	2	-	4	1	4	-	-	-	-	-	23	36.5%	
Luge	-	-	-	-	1	-	-	-	-	-	-	-	-	-	1	1.6%	
Skating	Figure Skating	-	-	-	-	1	4	-	-	-	-	-	-	-	5	10	15.9%
	Speed Skating greater than 1500m	-	-	1	-	1	-	-	-	-	-	-	-	-	2		
	Short Track	1	-	-	-	-	1	-	-	-	-	-	-	-	2		
Skiing	Speed Skating 1500m or less	1	-	-	-	-	-	-	-	-	-	-	-	-	1	13	20.6%
	Cross-Country	1	4	1	-	2	2	-	-	-	-	-	-	10			
	Alpine	-	-	-	-	-	1	-	-	1	-	-	-	2			
	Snowboard	-	1	-	-	-	-	-	-	-	-	-	-	1			
TOTAL PER DRUG CLASS		12	9	9	7	6	14	1	4	1	0	0	0		63		
% of Drug Class		19%	14%	14%	11%	10%	22%	2%	6%	2%	0%	0%	0%				

* The Adverse Analytical Findings (AAFs) in this report are not to be confused with adjudicated or sanctioned Anti-Doping Rule Violations (ADRVs), as the figures given in this report may contain findings that underwent the Therapeutic Use Exemption (TUE) approval process or multiple findings on the same Athlete. This data details the number of occurrences of AAFs and therefore multiple AAFs may be linked to the same Sample.

2019 Anti-Doping Testing Figures
Samples Analyzed and Reported by Accredited Laboratories in ADAMS

Table 132: Total AAFs* per Drug Class as Reported in ARISF Sports

Sports	Discipline	Anabolic Agents	Peptide Hormones, Growth Factors and Related Substances and Mimetics	Beta-2 Agonists	Hormone and Metabolic Modulators	Diuretics and Other Masking Agents	Stimulants	Narcotics	Cannabinoids	Glucocorticosteroids	Beta-Blockers	Enhancement of Oxygen Transfer	Chemical and Physical Manipulation	sub total	Total Findings per Sport	% of total Findings
		S1.	S2.	S3.	S4.	S5.	S6.	S7.	S8.	S9.	P1.	M1.	M2.			
Air Sports	Rotorcraft	-	-	-	-	1	-	-	-	-	-	-	-	1	2	0.7%
	Parachuting	-	-	-	-	1	-	-	-	-	-	-	-	1		
American Football	-	9	-	2	3	-	6	-	9	1	-	-	-	-	30	10.4%
Automobile Sports	Automobile Sports	-	-	-	-	4	1	-	1	-	1	-	-	7	15	5.2%
	Rally	1	-	-	-	3	1	-	-	1	1	-	-	7		
Karting	-	-	-	-	-	-	-	-	1	-	-	-	-	1		
Bandy	-	-	-	-	-	2	-	-	-	-	-	-	-	-	2	0.7%
Baseball / Softball	Baseball	11	-	-	2	-	11	-	1	-	-	-	-	25	28	9.7%
	Softball	-	-	-	-	-	3	-	-	-	-	-	-	3		
Basque Pelota	-	4	-	-	-	-	-	-	-	-	-	-	-	-	4	1.4%
Billiards Sports	Snooker	-	-	-	-	2	-	1	1	-	2	-	-	6	9	3.1%
	Pool	-	-	-	-	-	-	-	-	1	-	-	-	1		
Billiards Sports	Billiards	-	-	-	-	-	-	1	-	-	-	-	-	1	9	3.1%
	Carom	-	-	-	-	-	-	-	-	-	1	-	-	1		
Boules Sports	Petanque	-	-	-	-	-	-	1	-	-	-	-	-	1	2	0.7%
	Lawn Bowl	-	-	-	-	1	-	-	-	-	-	-	-	1		
Bowling	Ten-Pin	-	-	-	-	1	-	-	-	-	-	-	-	-	1	0.3%
Bridge	-	1	-	-	-	-	-	-	-	-	-	-	-	-	1	0.3%
Cheer	-	4	-	1	4	-	-	-	-	-	-	-	-	-	9	3.1%
Chess	-	-	-	-	1	-	-	-	-	-	-	-	-	-	1	0.3%
Cricket	-	-	-	1	-	2	2	-	1	2	-	-	-	-	8	2.8%
DanceSport	DanceSport	-	-	1	-	2	-	-	-	3	-	-	-	6	7	2.4%
	Latin	-	-	-	-	-	-	-	-	1	-	-	-	1		
Floorball	-	-	-	1	1	-	-	-	-	-	-	-	-	-	2	0.7%
Karate	-	4	-	1	1	2	5	-	2	5	-	-	-	-	20	6.9%
	Kickboxing	4	-	2	4	2	3	-	2	-	-	-	-	17		
Kickboxing	K1 Rules	5	-	-	1	2	-	-	-	2	-	-	-	10	37	3%
	Full Contact	2	-	1	1	1	-	-	-	-	-	-	-	5		
Kickboxing	Low Kick	-	-	-	-	2	-	-	1	-	-	-	-	3		
Kickboxing	Pancrace	2	-	-	-	-	-	-	-	-	-	-	-	2		
Korfball	-	-	-	-	-	-	1	-	-	-	-	-	-	-	1	0.3%
Life Saving	-	-	-	1	-	-	1	-	-	-	-	-	-	-	2	0.7%
Motorcycling	Motocross	-	-	-	-	1	-	4	-	-	-	-	-	5	12	4.2%
	Motorcycle Racing	1	-	-	2	-	-	-	-	-	-	-	-	3		
	Supermoto	-	-	-	-	2	-	-	-	-	-	-	-	2		
	Ice Racing	-	-	-	-	-	-	-	1	-	-	-	-	1		
Motorcycling	Road Racing	1	-	-	-	-	-	-	-	-	-	-	-	1		
Mountaineering and Climbing	Ice Climbing	-	-	-	-	-	-	-	-	1	-	-	-	-	1	0.3%
Muaythai	-	6	-	2	-	10	-	-	2	3	-	-	-	23	8.0%	
Netball	-	-	-	1	-	-	2	-	-	-	-	-	-	3	1.0%	
Polo	-	-	-	-	-	-	-	-	-	1	-	-	-	1	0.3%	
Powerboating	Offshore	-	-	-	-	-	-	-	-	1	-	-	-	1	2	0.7%
	Circuit	-	-	-	-	-	1	-	-	-	-	-	-	1		
Racquetball	-	-	-	-	-	-	2	-	-	-	-	-	-	-	2	0.7%
Roller Sports	Inline Speed Skating Distance greater than 1000m	-	-	-	-	1	1	-	-	2	-	-	-	4	11	3.8%
	Skateboarding	-	-	-	-	-	-	-	2	-	-	-	-	2		
	Inline Speed Skating Sprint 1000m or less	-	-	-	-	-	2	-	-	-	-	-	-	2		
	Hockey	-	-	-	-	-	1	-	1	-	-	-	-	2		
Roller Sports	Artistic	1	-	-	-	-	-	-	-	-	-	-	-	1		

2019 Anti-Doping Testing Figures
Samples Analyzed and Reported by Accredited Laboratories in ADAMS

Table 132: Total AAFs* per Drug Class as Reported in ARISF Sports - continued

Sports	Discipline	Anabolic Agents S1.	Peptide Hormones, Growth Factors and Related Substances and Mimetics S2.	Beta-2 Agonists S3.	Hormone and Metabolic Modulators S4.	Diuretics and Other Masking Agents S5.	Stimulants S6.	Narcotics S7.	Cannabinoids S8.	Glucocorticosteroids S9.	Beta-Blockers P1.	Enhancement of Oxygen Transfer M1.	Chemical and Physical Manipulation M2.	sub total	Total Findings per Sport	% of total Findings	
Sambo	-	6	-	-	3	5	3	-	1	-	-	-	-	-	18	1.3%	
Ski Mountaineering	-	-	-	-	-	-	1	-	-	-	-	-	-	-	1	0.3%	
Sport Climbing	-	-	-	-	-	-	-	-	-	2	-	-	-	-	2	0.7%	
Squash	-	-	-	1	-	-	-	-	-	-	-	-	-	-	1	0.3%	
Sumo	-	2	-	-	1	-	-	-	-	-	-	-	-	-	3	1.0%	
Surfing	-	1	-	-	-	-	-	-	3	-	-	-	-	-	4	1.4%	
Tug of War	-	-	-	-	-	1	1	-	-	-	-	-	-	-	2	0.7%	
Underwater Sports	Finswimming Pool	-	-	-	-	-	1	-	-	-	-	-	-	-	1	0.3%	
	Racing Water Ski	-	-	-	-	5	-	-	-	-	-	-	-	-	5		
Waterskiing	Wakeboard Boat	1	-	-	-	-	-	-	-	-	-	-	-	-	1	7	2.4%
	Cable Wakeboard	-	-	-	-	-	-	-	1	-	-	-	-	-	1		
Wushu	Sanda	5	-	1	1	1	1	-	1	1	-	-	-	11	13	4.5%	
	Taolu	-	-	-	-	-	-	-	-	2	-	-	-	2			
TOTAL PER DRUG CLASS		71	0	16	25	54	52	5	31	29	5	0	0		288		
% of Drug Class		25%	0%	6%	9%	19%	18%	2%	11%	10%	2%	0%	0%				

* The Adverse Analytical Findings (AAFs) in this report are not to be confused with adjudicated or sanctioned Anti-Doping Rule Violations (ADRVs), as the figures given in this report may contain findings that underwent the Therapeutic Use Exemption (TUE) approval process or multiple findings on the same Athlete. This data details the number of occurrences of AAFs and therefore multiple AAFs may be linked to the same Sample.

2019 Anti-Doping Testing Figures
Samples Analyzed and Reported by Accredited Laboratories in ADAMS

Table 133: Total AAFs* per Drug Class as Reported in AIMS Sports

Sports	Discipline	Anabolic Agents	Peptide Hormones, Growth Factors and Related Substances	Beta-2 Agonists	Hormone and Metabolic Modulators	Diuretics and Other Masking Agents	Stimulants	Narcotics	Cannabinoids	Glucocorticosteroids	Beta-Blockers	Enhancement of Oxygen Transfer	Chemical and Physical Manipulation	sub total	Total Findings per Sport	% of total Findings
		S1.	S2.	S3.	S4.	S5.	S6.	S7.	S8.	S9.	P1.	M1.	M2.			
Arm Wrestling	-	14	-	-	4	8	4	-	1	-	-	-	-	-	31	2.2%
Bodybuilding	Bodybuilding	569	7	4	75	184	33	-	1	2	-	-	-	875	1036	75%
	Fitness	115	-	1	21	20	4	-	-	-	-	-	-	161		
Darts	-	-	-	-	-	1	-	-	-	-	3	-	-	-	4	0.3%
Dragon Boat	-	1	-	-	-	-	4	-	-	-	-	-	-	-	5	0.4%
Draughts	-	-	-	-	-	1	-	-	-	-	-	-	-	-	1	0.1%
Ju-Jitsu	-	4	-	-	1	2	4	-	-	-	-	-	-	-	11	0.8%
Minigolf	-	-	-	-	-	2	-	-	-	-	-	-	-	-	2	0.1%
Powerlifting	Powerlifting	125	6	6	35	50	24	-	1	1	-	-	-	248	297	21%
	Bench Press	19	-	-	5	9	3	-	-	-	-	-	-	36		
	Force Athletique	7	-	-	2	-	1	-	-	3	-	-	-	13		
Soft Tennis	-	-	-	-	-	2	-	-	-	-	-	-	-	-	2	0.1%
Sport Fishing	-	-	-	-	-	1	-	-	-	-	-	-	-	-	1	0.1%
TOTAL PER DRUG CLASS		854	13	11	143	280	77	0	3	6	3	0	0	1390		
% of Drug Class		61%	1%	1%	10%	20%	6%	0%	0%	0.4%	0.2%	0%	0%			

* The Adverse Analytical Findings (AAFs) in this report are not to be confused with adjudicated or sanctioned Anti-Doping Rule Violations (ADRVs), as the figures given in this report may contain findings that underwent the Therapeutic Use Exemption (TUE) approval process or multiple findings on the same Athlete. This data details the number of occurrences of AAFs and therefore multiple AAFs may be linked to the same Sample.

2019 Anti-Doping Testing Figures
Samples Analyzed and Reported by Accredited Laboratories in ADAMS

Table 134: Total AAFs* per Drug Class as Reported in IPC Sports

Sports	Discipline	Anabolic Agents	Peptide Hormones, Growth Factors and Related Substances	Beta-2 Agonists	Hormone and Metabolic Modulators	Diuretics and Other Masking Agents	Stimulants	Narcotics	Cannabinoids	Glucocorticosteroids	Beta-Blockers	Enhancement of Oxygen Transfer	Chemical and Physical Manipulation	sub total	Total Findings per Sport	% of total Findings
		S1.	S2.	S3.	S4.	S5.	S6.	S7.	S8.	S9.	P1.	M1.	M2.			
Para-Alpine Skiing	-	-	-	-	-	1	3	-	-	-	-	-	-	-	4	3.7%
	Running Sprints 400m or less All Classes	3	-	-	3	7	2	-	-	-	-	-	-	15		
	Throws (R)	4	-	-	2	3	-	-	-	-	-	-	1	10		
Para-Athletics	Jumping - All Classes	-	-	-	-	1	3	2	-	-	-	-	-	6	43	39.8%
	Long Distance 3000m and greater	-	-	-	1	3	1	-	-	-	-	-	-	5		
	Combined Events (R)	2	-	-	1	1	-	-	-	-	-	-	-	4		
	Running Middle Distance 800m - 1500m All Classes	-	1	1	-	1	-	-	-	-	-	-	-	3		
Para-Biathlon	-	-	-	-	-	-	-	-	-	-	-	-	-	-	0	0%
Para-Ice Hockey	-	1	-	-	-	1	-	-	1	-	-	-	-	-	3	2.8%
Para-Powerlifting	-	25	-	-	1	4	6	1	-	1	-	-	-	-	38	35.2%
Para-Snowboard	-	-	-	-	-	-	1	-	1	-	-	-	-	-	2	1.9%
Para-Swimming	Sprint 100m or less (R)	2	-	-	-	3	3	-	-	1	-	-	-	9	15	13.9%
	Middle Distance 200-400m (R)	-	-	-	-	3	3	-	-	-	-	-	-	6		
Shooting Para Sport	-	-	-	-	-	2	-	-	-	-	1	-	-	-	3	2.8%
TOTAL PER DRUG CLASS		37	1	1	8	30	22	3	2	2	1	0	1	108		
% of Drug Class		34%	1%	1%	7%	28%	20%	3%	2%	2%	1%	0%	1%			

* The Adverse Analytical Findings (AAFs) in this report are not to be confused with adjudicated or sanctioned Anti-Doping Rule Violations (ADRVs), as the figures given in this report may contain findings that underwent the Therapeutic Use Exemption (TUE) approval process or multiple findings on the same Athlete. This data details the number of occurrences of AAFs and therefore multiple AAFs may be linked to the same Sample.

2019 Anti-Doping Testing Figures
Samples Analyzed and Reported by Accredited Laboratories in ADAMS

Table 135: Total AAFs* per Drug Class as Reported in Sports for Athletes with an Impairment

Sports	Discipline	Anabolic Agents	Peptide Hormones, Growth Factors and Related Substances	Beta-2 Agonists	Hormone and Metabolic Modulators	Diuretics and Other Masking Agents	Stimulants	Narcotics	Cannabinoids	Glucocorticosteroids	Beta-Blockers	Enhancement of Oxygen Transfer	Chemical and Physical Manipulation	sub total	Total Findings per Sport	% of total Findings
		S1.	S2.	S3.	S4.	S5.	S6.	S7.	S8.	S9.	P1.	M1.	M2.			
Aquatics	INAS Swimming Middle Distance 200-400m	-	-	-	-	-	1	-	-	-	-	-	-	-	1	1.2%
Archery	Para-Archery**	-	-	-	-	-	-	1	-	1	-	-	-	-	2	2.4%
Athletics	INAS Middle Distance 800-1500m	1	-	-	-	-	-	-	-	-	-	-	-	1	2	2.4%
	CISS Jumps	-	-	-	-	-	1	-	-	-	-	-	-	1		
Badminton	Para-Badminton**	-	-	-	1	-	-	-	-	-	-	-	-	-	1	1.2%
Basketball	Wheelchair Basketball	-	-	-	2	-	-	-	-	-	-	-	-	2	3	3.6%
	CISS Basketball	-	-	-	-	-	1	-	-	-	-	-	-	1		
Canoe/Kayak	Para-Canoe Sprint**	-	-	-	-	-	1	1	-	-	-	-	-	-	2	2.4%
Curling	Wheelchair Curling	-	-	-	-	-	-	1	-	-	-	-	-	-	1	1.2%
	Para-Cycling Road**	12	-	1	2	1	1	-	-	-	-	-	-	17		
Cycling	Para-Cycling Track Sprint**	-	-	-	-	-	2	-	-	-	-	-	-	2	20	23.8%
	Para-Cycling Track Endurance**	-	-	1	-	-	-	-	-	-	-	-	-	1		
Equestrian	Para-Equestrian	-	-	-	-	2	-	2	-	2	-	-	-	-	6	7.1%
Fencing	Wheelchair Fencing	-	-	-	-	-	1	-	-	-	-	-	-	-	1	1.2%
Football 5-a-Side	Para-Football 5-a-side	-	-	-	-	3	1	1	1	-	-	-	-	-	6	7.1%
Football 7-a-Side	Para-Football 7-a-side	-	-	-	-	-	-	-	1	-	-	-	-	-	1	1.2%
Goalball	-	-	-	-	-	4	-	-	-	-	-	-	-	-	4	4.8%
Judo	Para-Judo**	-	-	-	-	4	1	-	-	-	-	-	-	-	5	6.0%
Para-Bowling	-	-	-	-	-	1	-	-	-	-	-	-	-	-	1	1.2%
ParaVolley	Sitting Volleyball (R)	-	-	1	-	1	-	-	1	-	-	-	-	-	3	3.6%
Powerlifting	IBSA Powerlifting	2	-	-	-	1	-	-	-	-	-	-	-	-	3	3.6%
Rowing	Para-Rowing**	2	-	-	-	3	1	-	-	1	-	-	-	-	7	8.3%
Rugby	Wheelchair Rugby	-	-	-	-	2	-	-	-	-	-	-	-	-	2	2.4%
Skiing	CISS Alpine Skiing	-	-	-	-	1	-	-	-	-	-	-	-	-	1	1.2%
Table Tennis	Para-Table Tennis**	-	-	1	-	-	1	-	1	-	-	-	-	-	3	3.6%
Taekwondo	Para-Taekwondo-Kyorugi**	1	-	-	-	1	-	-	-	-	-	-	-	-	2	2.4%
Tennis	Wheelchair Tennis**	-	-	-	-	2	-	-	1	2	-	-	-	-	5	6.0%
Triathlon	Para-Triathlon**	-	-	-	-	1	-	-	-	1	-	-	-	-	2	2.4%
TOTAL PER DRUG CLASS		18	0	4	5	27	12	6	5	7	0	0	0	84		
% of Drug Class		21%	0%	5%	6%	32%	14%	7%	6%	8%	0%	0%	0%			

* The Adverse Analytical Findings (AAF) in this report are not to be confused with adjudicated or sanctioned Anti-Doping Rule Violations (ADRVs), as the figures given in this report may contain findings that underwent the Therapeutic Use Exemption (TUE) approval process or multiple findings on the same Athlete. This data details the number of occurrences of AAFs and therefore multiple AAFs may be linked to the same Sample.

** Sports and disciplines under the governance of the respective ASOIF and AIOWF IFs.

Table 136: Total AAFs* per Drug Class in Other Sports - Code Signatories

Sports	Discipline	Anabolic Agents	Peptide Hormones, Growth Factors and Related Substances	Beta-2 Agonists	Hormone and Metabolic Modulators	Diuretics and Other Masking Agents	Stimulants	Narcotics	Cannabinoids	Glucocorticosteroids	Beta-Blockers	Enhancement of Oxygen Transfer	Chemical and Physical Manipulation	Sub total	Total Findings per Sport	% of total Findings
		S1.	S2.	S3.	S4.	S5.	S6.	S7.	S8.	S9.	P1.	M1.	M2.			
Australian Rules Football	-	-	-	1	-	1	2	-	1	-	-	-	1	-	6	9.7%
Kettlebell Lifting	-	3	-	1	8	1	4	-	-	-	-	-	-	-	17	27.4%
Kurash	-	2	-	-	2	1	-	-	-	-	-	-	-	-	5	8.1%
Poker	-	1	-	-	1	1	-	-	-	-	-	-	-	-	3	4.8%
Rugby League	-	7	-	3	-	-	5	-	1	2	-	-	-	-	18	29%
Triathlon	Ironman	6	1	2	2	-	-	-	-	2	-	-	-	-	13	21%
TOTAL PER DRUG CLASS		19	1	7	13	4	11	0	2	4	0	0	1		62	
% of Drug Class		31%	2%	11%	21%	6%	18%	0%	3%	6%	0%	0%	2%			

Table 137: Total AAFs* per Drug Class in Other Sports - Code Signatories - Military Sports

Sports	Discipline	Anabolic Agents	Peptide Hormones, Growth Factors and Related Substances	Beta-2 Agonists	Hormone and Metabolic Modulators	Diuretics and Other Masking Agents	Stimulants	Narcotics	Cannabinoids	Glucocorticosteroids	Beta-Blockers	Enhancement of Oxygen Transfer	Chemical and Physical Manipulation	Sub total	Total Findings per Sport	% of total Findings
		S1.	S2.	S3.	S4.	S5.	S6.	S7.	S8.	S9.	P1.	M1.	M2.			
Air Sports	Military Parachuting	31	2	1	3	1	-	-	-	-	-	-	-	-	38	95%
Athletics	Military Sprint 400m or less	1	-	-	-	-	-	-	-	-	-	-	-	1	1	2.5%
Taekwondo	Military Taekwondo	-	-	-	-	1	-	-	-	-	-	-	-	-	1	2.5%
TOTAL PER DRUG CLASS		32	2	1	3	2	0	0	0	0	0	0	0		40	
% of Drug Class		52%	3%	2%	5%	3%	0%	0%	0%	0%	0%	0%	0%			

Table 138: Total AAFs* per Drug Class in Other Sports - Code Signatories - University Sports

Sports	Discipline	Anabolic Agents	Peptide Hormones, Growth Factors and Related Substances	Beta-2 Agonists	Hormone and Metabolic Modulators	Diuretics and Other Masking Agents	Stimulants	Narcotics	Cannabinoids	Glucocorticosteroids	Beta-Blockers	Enhancement of Oxygen Transfer	Chemical and Physical Manipulation	Sub total	Total Findings per Sport	% of total Findings
		S1.	S2.	S3.	S4.	S5.	S6.	S7.	S8.	S9.	P1.	M1.	M2.			
American Football	University	3	-	-	-	-	8	-	1	-	-	-	-	-	12	52%
Aquatics	University Swimming Middle Distance 200-400m	-	-	-	-	-	1	-	-	-	-	-	-	-	1	4%
Athletics	University Throws	1	-	-	-	-	-	-	-	-	-	-	-	1	2	9%
	University Jumps	-	-	-	-	1	-	-	-	-	-	-	-	1		
Ice Hockey	University	-	-	-	-	2	2	-	-	-	-	-	-	-	4	17%
Skating	University Figure Skating	-	-	-	-	1	-	-	-	-	-	-	-	-	1	4%
Wrestling	University	-	-	-	-	-	3	-	-	-	-	-	-	-	3	13%
TOTAL PER DRUG CLASS		4	0	0	0	4	14	0	1	0	0	0	0		23	
% of Drug Class		17%	0%	0%	0%	17%	61%	0%	4%	0%	0%	0%	0%			

* The Adverse Analytical Findings (AAFs) in this report are not to be confused with adjudicated or sanctioned Anti-Doping Rule Violations (ADRVs), as the figures given in this report may contain findings that underwent the Therapeutic Use Exemption (TUE) approval process or multiple findings on the same Athlete. This data details the number of occurrences of AAFs and therefore multiple AAFs may be linked to the same Sample.

2019 Anti-Doping Testing Figures
Samples Analyzed and Reported by Accredited Laboratories in ADAMS

Table 139: Total AAFs* per Drug Class in Other Sports

Sports	Discipline	Anabolic Agents	Peptide Hormones, Growth Factors and Related Substances	Beta-2 Agonists	Hormone and Metabolic Modulators	Diuretics and Other Masking Agents	Stimulants	Narcotics	Cannabinoids	Glucocorticosteroids	Beta-Blockers	Enhancement of Oxygen Transfer	Chemical and Physical Manipulation	Sub total	Total Findings per Sport	% of total Findings
		S1.	S2.	S3.	S4.	S5.	S6.	S7.	S8.	S9.	P1.	M1.	M2.			
Baseball	Professional Baseball	1	-	-	1	-	-	-	-	2	-	-	-	-	4	1.6%
Basque Sports	Txinga eramatea	-	-	1	-	-	-	-	-	-	-	-	-	-	1	100%
Bodybuilding	Physique Sports	25	-	-	-	5	1	-	-	-	-	-	-	31	43	17.6%
	INBA Natural Bodybuilding	2	-	-	1	2	-	-	-	-	-	-	-	5		
	WNBF Natural Bodybuilding	2	-	-	1	-	-	-	1	-	-	-	-	4		
	CrossFit	3	-	-	-	-	-	-	-	-	-	-	-	3		
Boxing	WBC Professional Boxing	2	-	-	1	2	2	-	1	-	-	-	-	8	27	11.0%
	BBBOC professional boxing	1	-	1	1	1	1	-	-	-	-	-	-	5		
	WBO Professional Boxing	-	-	-	1	2	1	-	-	-	-	-	-	4		
	IBO Professional Boxing	3	-	-	-	1	-	-	-	-	-	-	-	4		
	Professional Boxing	2	-	-	-	1	-	-	1	-	-	-	-	4		
WBA Professional Boxing	-	-	-	-	1	1	-	-	-	-	-	-	2			
Broomball	-	-	-	-	-	-	1	-	-	-	-	-	-	-	1	0.4%
DanceSport	WDC DanceSport	-	-	1	-	-	-	-	-	-	-	-	-	-	1	0.4%
Firefighting and Rescuing	-	-	-	-	1	-	-	-	-	-	-	-	-	-	1	0.4%
Functional Fitness	-	-	-	-	-	-	1	-	-	-	-	-	-	-	1	0.4%
Golf	College	-	-	-	-	-	1	-	-	-	-	-	-	-	1	0.4%
Horse Racing	-	-	-	1	-	1	3	-	1	-	-	-	-	-	6	2.4%
Jiu-Jitsu	-	1	-	-	-	-	-	-	-	-	-	-	-	-	1	0.4%
Kabaddi	-	2	-	-	-	-	1	-	-	-	-	-	-	-	3	1.2%
Karate	Kyokushin KWU	4	-	-	2	-	1	-	-	1	-	-	-	-	8	3.3%
Mixed Martial Arts	-	80	8	2	16	20	2	1	3	4	-	-	-	-	136	56%
Padel	-	-	-	-	-	-	-	-	1	-	-	-	-	-	1	0.4%
School Sports	Athletics Throws	2	-	-	-	-	-	-	-	-	-	-	-	-	2	9%
Traditional Archery	-	-	-	-	-	-	-	-	-	-	1	-	-	-	1	0.4%
VA'A	Outrigger (Sprint)	-	-	-	-	-	-	-	1	-	-	-	-	-	1	0.4%
Volleyball	Professional Volleyball	-	-	-	-	-	-	-	-	4	-	-	-	4	5	2.0%
	College	-	-	-	-	-	1	-	-	-	-	-	-	1		
Friskis & Svettis	-	1	-	-	-	-	-	-	-	-	-	-	-	-	1	0.4%
TOTAL PER DRUG CLASS		131	8	6	25	36	17	1	9	11	1	0	0	245		
% of Drug Class		53%	3%	2%	10%	15%	7%	0.4%	4%	4%	0%	0%	0%			

* The Adverse Analytical Findings (AAFs) in this report are not to be confused with adjudicated or sanctioned Anti-Doping Rule Violations (ADRVs), as the figures given in this report may contain findings that underwent the Therapeutic Use Exemption (TUE) approval process or multiple findings on the same Athlete. This data details the number of occurrences of AAFs and therefore multiple AAFs may be linked to the same Sample.



2019 Anti-Doping Testing Figures by Testing Authority

Table of Contents

Total Samples Analyzed

Table 1a	: Summary - Total Samples by Testing Authority (TA) Category
Table 1b	: Total Samples collected in RADO Member Countries
Table 1c	: Total Samples by Gender - ALL Testing Authorities
Table 1d	: Total Samples by Gender - ASOIF member International Federations
Table 1e	: Total Samples by Gender - AIOWF member International Federations
Table 1f	: Total Samples by Gender - ARISF member International Federations
Table 1g	: Total Samples by TA Category - AIMS member International Federations
Table 1h	: Total Samples by Gender - National Anti-Doping Organizations (NADOs) and National Olympic Committees (NOCs) acting as a NADO
Table 1i	: Total Samples by Gender - Regional Anti-Doping Organizations (RADOs)
Table 1j	: Total Samples by Gender - Other ADOs which are Code Signatories
Table 1k	: Total Samples by Gender - Other Sport Organizations
Table 2	: Total Samples by TA Category - ASOIF member International Federations
Table 3	: Total Samples by TA Category - AIOWF member International Federations
Table 4	: Total Samples by TA Category - ARISF member International Federations
Table 5	: Total Samples by TA Category - AIMS member International Federations
Table 6	: Total Samples by TA Category - National Anti-Doping Organizations (NADOs)
Table 7	: Total Samples by TA Category - Regional Anti-Doping Organizations (RADOs)
Table 8	: Total Samples by TA Category - Other ADOs which are Code Signatories
Table 9	: Total Samples by TA Category - Other Sport Organizations (Non-Code Signatories)

Tests Conducted

Table 10	: GC/C/IRMS Tests Conducted per Testing Authority for Markers of the Steroid Profile
Table 11	: ESA Tests Conducted per Testing Authority (Urine)
Table 12	: ESA Tests Conducted per Testing Authority (Blood)
Table 13	: GHRF (GHS/GHRP) Tests Conducted per Testing Authority (Urine)
Table 14	: GHRF (GHRH) Tests Conducted per Testing Authority (Urine)
Table 15	: GnRH Tests Conducted per Testing Authority (Urine)
Table 16	: Insulin Tests Conducted per Testing Authority (Urine and Blood)
Table 17	: IGF-1 Analogs Tests Conducted per Testing Authority (Urine and Blood)
Table 18	: hGH Isoforms Tests Conducted per Testing Authority (Blood)
Table 19	: hGH Biomarkers Tests Conducted per Testing Authority (Blood)
Table 20	: HBOC Tests Conducted per Testing Authority (Blood)
Table 21	: HBT (Transfusion) Tests Conducted per Testing Authority (Blood)

Sports Governed by ASOIF IFs:

Table 22	: ASOIF Sport - Aquatics
Table 23	: ASOIF Sport - Archery
Table 24	: ASOIF Sport - Athletics
Table 25	: ASOIF Sport - Badminton
Table 26	: ASOIF Sport - Basketball
Table 27	: ASOIF Sport - Boxing
Table 28	: ASOIF Sport - Canoe / Kayak
Table 29	: ASOIF Sport - Cycling
Table 30	: ASOIF Sport - Equestrian Sports
Table 31	: ASOIF Sport - Fencing

Table of Contents

Table 32 : ASOIF Sport - Field Hockey
Table 33 : ASOIF Sport - Football
Table 34 : ASOIF Sport - Golf
Table 35 : ASOIF Sport - Gymnastics
Table 36 : ASOIF Sport - Handball
Table 37 : ASOIF Sport - Judo
Table 38 : ASOIF Sport - Modern Pentathlon
Table 39 : ASOIF Sport - Rowing
Table 40 : ASOIF Sport - Rugby Union
Table 41 : ASOIF Sport - Sailing
Table 42 : ASOIF Sport - Shooting
Table 43 : ASOIF Sport - Table Tennis
Table 44 : ASOIF Sport - Taekwondo
Table 45 : ASOIF Sport - Tennis
Table 46 : ASOIF Sport - Triathlon
Table 47 : ASOIF Sport - Volleyball
Table 48 : ASOIF Sport - Weightlifting
Table 49 : ASOIF Sport - Wrestling

Sports Governed by AIOWF IFs:

Table 50 : AIOWF Sport - Biathlon
Table 51 : AIOWF Sport - Bobsleigh
Table 52 : AIOWF Sport - Curling
Table 53 : AIOWF Sport - Ice Hockey
Table 54 : AIOWF Sport - Luge
Table 55 : AIOWF Sport - Skating
Table 56 : AIOWF Sport - Skiing

Sports Governed by ARISF IFs:

Table 57 : ARISF Sport - Air Sports
Table 58 : ARISF Sport - American Football
Table 59 : ARISF Sport - Automobile
Table 60 : ARISF Sport - Bandy
Table 61 : ARISF Sport - Baseball
Table 62 : ARISF Sport - Basque Pelota
Table 63 : ARISF Sport - Billiards Sports
Table 64 : ARISF Sport - Boules Sports
Table 65 : ARISF Sport - Bowling
Table 66 : ARISF Sport - Bridge
Table 67 : AIMS Sport - Cheer
Table 68 : ARISF Sport - Chess
Table 69 : ARISF Sport - Cricket
Table 70 : ARISF Sport - DanceSport
Table 71 : ARISF Sport - Floorball
Table 72 : ARISF Sport - Flying Disc
Table 73 : ARISF Sport - Icestocksport

Table of Contents

Table 74 :	ARISF Sport - Karate
Table 75 :	ARISF Sport - Kickboxing
Table 76 :	ARISF Sport - Korfbal
Table 77 :	AIMS Sport - Lacrosse
Table 78 :	ARISF Sport - Life Saving
Table 79 :	ARISF Sport - Motorcycle Racing
Table 80 :	ARISF Sport - Mountaineering and Climbing
Table 81 :	AIMS Sport - Muaythai
Table 82 :	ARISF Sport - Netball
Table 83 :	ARISF Sport - Orienteering
Table 84 :	ARISF Sport - Polo
Table 85 :	ARISF Sport - Powerboating
Table 86 :	ARISF Sport - Racquetball
Table 87 :	ARISF Sport - Roller Sports
Table 88 :	AIMS Sport - Sambo
Table 89 :	ARISF Sport - Ski Mountaineering
Table 90 :	ARISF Sport - Softball
Table 91 :	ARISF Sport - Sport Climbing
Table 92 :	ARISF Sport - Squash
Table 93 :	ARISF Sport - Sumo
Table 94 :	ARISF Sport - Surfing
Table 95 :	ARISF Sport - Tug of War
Table 96 :	ARISF Sport - Underwater Sports
Table 97 :	ARISF Sport - Water Skiing
Table 98 :	ARISF Sport - Wushu

Sports Governed by AIMS IFs:

Table 99 :	AIMS Sport - Aikido
Table 100 :	AIMS Sport - Arm Wrestling
Table 101 :	AIMS Sport - Bodybuilding
Table 102 :	AIMS Sport - Casting
Table 103 :	AIMS Sport - Darts
Table 104 :	AIMS Sport - Dragon Boat
Table 105 :	AIMS Sport - Draughts
Table 106 :	AIMS Sport - Fistball
Table 107 :	AIMS Sport - Go
Table 108 :	AIMS Sport - Ju-Jitsu
Table 109 :	AIMS Sport - Kendo
Table 110 :	AIMS Sport - Minigolf
Table 111 :	AIMS Sport - Powerlifting
Table 112 :	AIMS Sport - Savate
Table 113 :	AIMS Sport - Sepaktakraw
Table 114 :	AIMS Sport - Sleddog
Table 115 :	AIMS Sport - Soft Tennis
Table 116 :	AIMS Sport - Sport Fishing

Table of Contents

Sports Governed by the IPC:

Table 117	: IPC Sport - Para-Swimming and Aquatics
Table 118	: IPC Sport - Para-Athletics and Athletics
Table 119	: IPC Sport - Para-Biathlon
Table 120	: IPC Sport - Para-DanceSport
Table 121	: IPC Sport - Para-Ice Hockey
Table 122	: IPC Sport - Para-Powerlifting and Powerlifting
Table 123	: IPC Sport - Shooting Para Sport
Table 124	: IPC Sport - Para-Alpine Skiing
Table 125	: IPC Sport - Para-Cross Country (R) and Para-Nordic Skiing
Table 126	: IPC Sport - Para-Snowboard

Sports for Athletes with an Impairment

Table 127	: Sports for Athletes with an Impairment - Aquatics (CISS, INAS)
Table 128	: Sports for Athletes with an Impairment - Archery (Para-Archery)
Table 129	: Sports for Athletes with an Impairment - Arm Wrestling (Para-Arm Wrestling)
Table 130	: Sports for Athletes with an Impairment - Athletics (CISS, INAS)
Table 131	: Sports for Athletes with an Impairment - Badminton (Para-Badminton, CISS)
Table 132	: Sports for Athletes with an Impairment - Basketball (Wheelchair, CISS, INAS-FID)
Table 133	: Sports for Athletes with an Impairment - Bobsleigh (Para-Bobsleigh)
Table 134	: Sports for Athletes with an Impairment - Boccia (Para-Boccia)
Table 135	: Sports for Athletes with an Impairment - Bowling (CISS, IBSA)
Table 136	: Sports for Athletes with an Impairment - Canoe / Kayak (Para-Canoe Sprint)
Table 137	: Sports for Athletes with an Impairment - Chess (CISS)
Table 138	: Sports for Athletes with an Impairment - CP Football
Table 139	: Sports for Athletes with an Impairment - Curling (Wheelchair, CISS)
Table 140	: Sports for Athletes with an Impairment - Cycling (Para-Cycling, INAS, CISS)
Table 141	: Sports for Athletes with an Impairment - Equestrian (Para-Equestrian)
Table 142	: Sports for Athletes with an Impairment - Fencing (Wheelchair)
Table 143	: Sports for Athletes with an Impairment - Field Hockey (IWAS)
Table 144	: Sports for Athletes with an Impairment - Football (CISS, INAS)
Table 145	: Sports for Athletes with an Impairment - Football 5-a-Side (Para-Football 5-a-Side)
Table 146	: Sports for Athletes with an Impairment - Football 7-a-Side (Para-Football 7-a-Side)
Table 147	: Sports for Athletes with an Impairment - Goalball
Table 148	: Sports for Athletes with an Impairment - Handball (CISS)
Table 149	: Sports for Athletes with an Impairment - Ice Hockey (CISS)
Table 150	: Sports for Athletes with an Impairment - Judo (Para-Judo, CISS, INAS)
Table 151	: Sports for Athletes with an Impairment - Karate (CISS)
Table 152	: Sports for Athletes with an Impairment - Luge (Para-Luge)
Table 153	: Sports for Athletes with an Impairment - Para-Bowling
Table 154	: Sports for Athletes with an Impairment - ParaVolley (Sitting Volleyball (R))
Table 155	: Sports for Athletes with an Impairment - Powerlifting (IBSA)
Table 156	: Sports for Athletes with an Impairment - Rowing (Para-Rowing, INAS)
Table 157	: Sports for Athletes with an Impairment - Rugby (Wheelchair)
Table 158	: Sports for Athletes with an Impairment - Shooting (CISS)
Table 159	: Sports for Athletes with an Impairment - Showdown
Table 158	: Sports for Athletes with an Impairment - Shooting (CISS)

Table of Contents

Table 159 : Sports for Athletes with an Impairment - Showdown
Table 160 : Sports for Athletes with an Impairment - Skiing (CISS)
Table 161 : Sports for Athletes with an Impairment - Sport Climbing (Para-Climbing)
Table 162 : Sports for Athletes with an Impairment - Table Tennis (Para-Table Tennis, CISS, INAS)
Table 163 : Sports for Athletes with an Impairment - Taekwondo (Para-Taekwondo, CISS)
Table 164 : Sports for Athletes with an Impairment - Tennis (Wheelchair, CISS, INAS)
Table 165 : Sports for Athletes with an Impairment - Triathlon (Para-Triathlon)
Table 166 : Sports for Athletes with an Impairment - Volleyball (CISS)
Table 167 : Sports for Athletes with an Impairment - Wheelchair Sports
Table 168 : Sports for Athletes with an Impairment - Wrestling (CISS)

Other Sports - Code Signatories

Table 169 : Other Sports - Code Signatories - Australian Rules Football
Table 170 : Other Sports - Code Signatories - Bowls
Table 171 : Other Sports - Code Signatories - Cheerleading
Table 172 : Other Sports - Code Signatories - Electronic Sports
Table 173 : Other Sports - Code Signatories - Karate (Shinkyokushin WKO)
Table 174 : Other Sports - Code Signatories - Kettlebell Lifting
Table 175 : Other Sports - Code Signatories - Kudo
Table 176 : Other Sports - Code Signatories - Kurash
Table 177 : Other Sports - Code Signatories - Poker
Table 178 : Other Sports - Code Signatories - Pole Sports
Table 179 : Other Sports - Code Signatories - Rugby League
Table 180 : Other Sports - Code Signatories - ITF Taekwondo
Table 181 : Other Sports - Code Signatories - Taekwondo - AUT
Table 182 : Other Sports - Code Signatories - Ironman Triathlon
Table 183 : Other Sports - Code Signatories - Military Sports
Table 184 : Other Sports - Code Signatories - University Sports

Terms and Abbreviations

IC	In-Competition
OOC	Out-of-Competition
Sample	Any biological material collected for the purposes of Doping Control*
AAF	Adverse Analytical Finding
ATF	Atypical Finding
GC/C/IRMS	Gas Chromatograph/Carbon/Isotope Ratio Mass Spectrometry (e.g. "IRMS")
ESA	Erythropoiesis Stimulating Agent**
hGH Isoforms	Human Growth Hormone Isoform Differential Immunoassay
hGH Biomarkers	Human Growth Hormone Biomarkers
GHRF (GHS/GHRP)	Growth Hormone Releasing Factors (Growth Hormone Secretagogues/GH-Releasing Peptides)
GHRF (GHRH)	Growth Hormone Releasing Factors (Growth Hormone Releasing Hormone)
GnRH	Gonadotrophin Releasing Hormones
HBT	Homologous Blood Transfusion
HBOC	Haemoglobin Based Oxygen Carrier
IGF-I	Insulin-like Growth Factor-I (and its analogues)
ABP	Athlete Biological Passport
IOC	International Olympic Committee
ASOIF	Association of Summer Olympic International Federations
AIOWF	Association of International Olympic Winter Sports Federations
ARISF	Association of IOC Recognized International Sports Federations
AIMS	Alliance of Independent Recognized Members of Sport
NADO	National Anti-Doping Organization
RADO	Regional Anti-Doping Organization
NOC	National Olympic Committee
MEO	Major Event Organization
IF	International Federation
NF	National Federation
IPC	International Paralympic Committee***
Other Sports	Sports/disciplines connected with organizations which are outside of the categories in Tables 2-8.
Code Signatories	Sports/disciplines connected with organizations which are outside of the categories in Tables 2-7 but are signatories to the Code.
Sports for Athletes with an Impairment	Sports and disciplines under the governance of the respective Olympic IFs or independent IFs which govern sports for athletes with an impairment
ADAMS	Anti-Doping Administration and Management System
TA	Testing Authority
SCA	Sample Collection Authority
IBSA	International Blind Sports Federation
CISS	International Committee of Sports for the Deaf
INAS	International Sports Federation for Persons with Intellectual Disability
CPISRA	Cerebral Palsy International Sports and Recreation Association
-	a "dash" represents "0" (no data) in tables compiling the number of Samples, ATFs or AAFs
(R)	A discipline which is discontinued in ADAMS based on request of the governing IF, being an event under an existing discipline or being no longer necessary for administrative purposes

* Biological material limited to urine and blood in this report

** Including recombinant erythropoietins (i.e. epoetins) and their analogues (e.g. darbepoetin, pegserpoetin, peginesatide, CERA, EPO-Fc)

*** Limited to sport/disciplines under the governance of the IPC (others are compiled under the category "Sports for Athletes with an Impairment").

This report compiles data as recorded in ADAMS on 24 June 2020 (plus supplemental data after Stakeholder consultation)

Table 1a: SUMMARY

Total Samples by Testing Authority* (TA) Category

Testing Authority Category	N° of	Urine		Blood		Total Samples	% of total
		Samples	%AAF	Samples	% AAF		
National Anti-Doping Organization	117	169,007	1.17%	15,357	0.12%	184,364	66%
ASOIF member International Federation	28	39,751	0.53%	7,058	0.04%	46,809	17%
Other Sport Organization**	143	22,924	1.04%	907	-	23,831	9%
Other Sport Organizations - Code Signatories	31	8,290	1.25%	795	0.13%	9,085	3%
AIOWF member International Federation	7	4,913	0.22%	943	-	5,856	2%
ARISF member International Federation	40	3,733	0.83%	205	-	3,938	1%
Regional Anti-Doping Organization	16	2,758	1.43%	12	-	2,770	1.0%
AIMS member International Federation	17	1,332	6.69%	62	-	1,394	0.5%
TOTALS	399	252,708		25,339		278,047	

IC and OOC Samples by Testing Authority* (TA) Category

Testing Authority Category	Urine				Blood			
	IC		OOC		IC		OOC	
	Samples	AAF	Samples	AAF	Samples	% AAF	Samples	% AAF
National Anti-Doping Organization	83,906	1.7%	85,101	0.6%	3,462	0.2%	11,895	0.10%
ASOIF member International Federation	23,865	0.7%	15,886	0.3%	2,037	0.05%	5,021	0.0%
Other Sport Organization**	16,374	1.2%	6,550	0.6%	420	-	487	-
Other Sport Organizations - Code Signatories	5,834	1.4%	2,456	0.9%	369	-	426	0.23%
AIOWF member International Federation	2,851	0.3%	2,062	0.1%	292	-	651	-
ARISF member International Federation	2,668	1.3%	1,065	0.3%	95	-	110	-
Regional Anti-Doping Organization	1,088	2.0%	1,670	1.1%	-	-	12	-
AIMS member International Federation	1,091	5.7%	241	1.7%	28	-	34	-
	137,677		115,031		6,703		18,636	

* Testing Authority (TA) names appear in this report as entered by the respective Anti-Doping Organizations (ADOs) in ADAMS

** Non-Code Signatories

Table 1b: Total Samples collected in RADO* Member Countries

RADO Zone AFRICA	Member Countries	Urine		Blood		Total Samples	Total per RADO
		IC	OOC	IC	OOC		
Africa Zone I RADO	Algeria	-	19	-	-	19	1049
	Libya	-	13	-	-	13	
	Mauritania	-	5	-	-	5	
	Morocco ¹	475	498	-	8	981	
	Tunisia	-	31	-	-	31	
Africa Zone II & III RADO	Benin	-	6	-	-	6	214
	Burkina Faso	20	9	-	-	29	
	Cape Verde	52	7	-	-	59	
	Côte d'Ivoire	-	13	-	-	13	
	Guinea	-	3	-	-	3	
	Guinea Bissau	-	13	-	-	13	
	Mali	-	17	-	-	17	
	Niger	-	27	-	-	27	
	Senegal	21	11	-	-	32	
Togo	-	15	-	-	15		
Central Africa RADO ² (formerly Africa Zone IV RADO)	Cameroon	-	-	-	-	0	4
	Central African Republic	-	-	-	-	0	
	Chad	-	-	-	-	0	
	Congo	-	-	-	-	0	
	Democratic Republic of Congo	-	-	-	-	0	
	Equatorial Guinea	-	-	-	-	0	
	Gabon	4	-	-	-	4	
Sao Tome	-	-	-	-	0		
Africa Zone V RADO	Burundi	-	-	-	-	0	109
	Egypt	-	-	-	-	0	
	Eritrea	5	12	-	-	17	
	Ethiopia	-	-	-	-	0	
	Kenya	-	-	-	-	0	
	Rwanda	8	6	-	-	14	
	Sierra Leone	-	-	-	-	0	
	Somalia	-	-	-	-	0	
	South Sudan	-	-	-	-	0	
	Sudan	-	29	-	-	29	
Tanzania	6	6	-	-	12		
Uganda	26	11	-	-	37		
Africa Zone VI RADO	Angola	-	6	-	-	6	117
	Botswana	4	17	-	-	21	
	Eswatini (formerly Swaziland)	-	5	-	-	5	
	Ghana	-	6	-	-	6	
	Lesotho	-	12	-	-	12	
	Malawi	-	10	-	-	10	
	Mozambique	-	13	-	-	13	
	Namibia	15	4	-	-	19	
	South Africa	-	-	-	-	0	
Zambia	-	9	-	-	9		
Zimbabwe	4	12	-	-	16		
Indian Ocean RADO	Comoros	-	-	-	-	0	48
	Djibouti	-	-	-	-	0	
	Madagascar	-	18	-	-	18	
	Mauritius	4	14	-	-	18	
	Seychelles	1	11	-	-	12	
TOTALS		645	888	0	8	1541	

¹ Total samples collected in Morocco includes tests conducted on international athletes during the 12th African Games

² The Central Africa RADO ceased operations in April 2019.

* A number of countries (including those without National Anti-Doping Organizations (NADOs) testing programs) conduct part or all of their testing program through their respective Regional Anti-Doping Organizations (RADOs). Their testing figures are incorporated in the RADO testing figures. The countries involved with RADOs are listed above.

Table 1b: Total Samples in RADO* Member Countries

RADO Zone AMERICAS	Member Countries	Urine		Blood		Total Samples	Total per RADO
		IC	OOB	IC	OOB		
Caribbean RADO	Antigua and Barbuda	-	3	-	-	3	88
	Aruba	-	9	-	-	9	
	Barbados	-	4	-	-	4	
	Bonaire	-	-	-	-	0	
	British Virgin Islands	-	8	-	-	8	
	Cayman Islands	16	-	-	-	16	
	Curaçao	-	3	-	-	3	
	Dominica	-	-	-	-	0	
	Grenada	8	4	-	-	12	
	Guyana	-	8	-	-	8	
	St. Kitts and Nevis	-	7	-	-	7	
	St. Lucia	-	-	-	-	0	
	St. Vincent and the Grenadines	-	-	-	-	0	
	Suriname	-	6	-	-	6	
	Trinidad and Tobago	-	9	-	-	9	
Turks and Caicos	-	-	-	-	0		
United States Virgin Islands	-	3	-	-	3		
Central America RADO	Belize	-	23	-	-	23	257
	Costa Rica	-	15	-	-	15	
	Guatemala	-	19	-	-	19	
	Honduras	10	23	-	-	33	
	Nicaragua	8	33	-	-	41	
	Panama	69	57	-	-	126	
	Puerto Rico	-	-	-	-	0	
South America RADO	Bolivia	-	-	-	-	0	56
	Ecuador	-	13	-	-	13	
	Paraguay	2	20	-	-	22	
	Peru	-	21	-	-	21	
TOTALS		113	288	0	0	401	

RADO Zone EUROPE	Member Countries	Urine		Blood		Total Samples	Total per RADO
		IC	OOB	IC	OOB		
Eastern Europe RADO	Albania	-	14	-	-	14	76
	Armenia	-	14	-	-	14	
	Bosnia & Herzegovina	-	-	-	-	0	
	Georgia	-	14	-	-	14	
	Kosovo	-	-	-	-	0	
	North Macedonia	-	17	-	-	17	
	Moldova	-	17	-	-	17	
	Montenegro	-	-	-	-	0	
TOTALS		0	76	0	0	76	

* A number of countries (including those without National Anti-Doping Organizations (NADOs) testing programs) conduct part or all of their testing program through their respective Regional Anti-Doping Organizations (RADOs). Their testing figures are incorporated in the RADO testing figures. The countries involved with RADOs are listed above.

Table 1b: Total Samples in RADO* Member Countries

RADO Zone	Member Countries	Urine		Blood		Total Samples	Total per RADO
		IC	OOC	IC	OOC		
Asia Central Asia RADO	Afghanistan	-	-	-	-	0	100
	Kazakhstan	-	19	-	-	19	
	Kyrgyzstan	-	21	-	-	21	
	Mongolia	-	-	-	-	0	
	Pakistan	-	-	-	-	0	
	Tajikistan	-	17	-	-	17	
	Turkmenistan	-	26	-	-	26	
	Uzbekistan	-	17	-	-	17	
Gulf States and Yemen RADO	Bahrain	-	12	-	-	12	34
	Kuwait	-	-	-	-	0	
	Oman	-	13	-	-	13	
	Qatar	-	8	-	-	8	
	Saudi Arabia	-	1	-	-	1	
	United Arab Emirates	-	-	-	-	0	
South Asia RADO	Yemen	-	-	-	-	0	144
	Bangladesh	-	14	-	-	14	
	Bhutan	-	15	-	-	15	
	Maldives	-	7	-	-	7	
	Nepal ³	100	8	-	-	108	
South East Asia RADO	Sri Lanka	-	-	-	-	0	93
	Brunei Darussalam	-	13	-	-	13	
	Cambodia	-	12	-	-	12	
	Indonesia	-	-	-	-	0	
	Laos	-	10	-	-	10	
	Malaysia	-	-	-	-	0	
	Myanmar	-	20	-	-	20	
	Philippines	-	16	-	-	16	
	Singapore	-	18	4	-	22	
	Thailand	-	-	-	-	0	
West Asia RADO	Timor-Leste	-	-	-	-	0	55
	Vietnam	-	-	-	-	0	
	Iraq	-	10	-	-	10	
	Jordan	-	20	-	-	20	
	Lebanon	-	3	-	-	3	
TOTALS	Palestine	-	12	-	-	12	426
	Syria	1	9	-	-	10	
TOTALS		101	321	4	0	426	

³ Total samples collected in Nepal includes tests conducted on international athletes during the 13th South Asian Games.

* A number of countries (including those without National Anti-Doping Organizations (NADOs) testing programs) conduct part or all of their testing program through their respective Regional Anti-Doping Organizations (RADOs). Their testing figures are incorporated in the RADO testing figures. The countries involved with RADOs are listed above.

Table 1b: Total Samples in RADO* Member Countries

RADO Zone Oceania	Member Countries	Urine		Blood		Total Samples	Total per RADO
		IC	OOC	IC	OOC		
Oceania RADO	American Samoa	-	9	-	-	9	328
	Cook Islands	-	11	-	-	11	
	Federated States of Micronesia	-	-	-	-	0	
	Fiji	-	18	-	-	18	
	French Polynesia	11	6	-	-	17	
	Guam	-	13	-	-	13	
	Marshall Islands	-	-	-	-	0	
	Nauru	-	-	-	-	0	
	New Caledonia	-	5	-	-	5	
	Palau	-	-	-	-	0	
	Papua New Guinea	-	-	-	-	0	
	Samoa ⁴	219	3	-	-	222	
	Solomon Islands	-	6	-	-	6	
	Tonga	-	17	-	-	17	
	Tuvalu	-	4	-	-	4	
Vanuatu	-	6	-	-	6		
TOTALS		230	98	0	0	328	

⁴ Total samples collected in Samoa includes tests conducted on international athletes during the XVI Pacific Games.

* A number of countries (including those without National Anti-Doping Organizations (NADOs) testing programs) conduct part or all of their testing program through their respective Regional Anti-Doping Organizations (RADOs). Their testing figures are incorporated in the RADO testing figures. The countries involved with RADOs are listed above.

Table 1c: Total Samples by Gender - ALL Testing Authorities

Gender	Urine						Blood						Total		
	Samples	IC ATF	AAF	Samples	ATF	AAF	Samples	IC ATF	AAF	Samples	ATF	AAF	Samples	% ATF	% AAF
Male	94098	177	1478	75977	116	486	4525	3	7	12283	5	11	186883	0.2%	1.1%
Female	43571	40	550	39052	46	166	2178	-	-	6353	4	4	91154	0.1%	0.8%
X (unknown)	9	-	-	1	-	-	-	-	-	-	-	-	10	-	-
	137,678	217	2,028	115,030	162	652	6,703	3	7	18,636	9	15	278,047	0.1%	1.0%

Table 1d: Total Samples by Gender - ASOIF member International Federations

Gender	Urine						Blood						Total		
	Samples	IC ATF	AAF	Samples	ATF	AAF	Samples	IC ATF	AAF	Samples	ATF	AAF	Samples	% ATF	% AAF
Male	14083	28	90	10232	5	30	1152	-	1	2665	-	2	28132	0.1%	0.4%
Female	9782	16	71	5653	3	18	885	-	-	2356	1	-	18676	0.1%	0.5%
X (not recorded)	-	-	-	1	-	-	-	-	-	-	-	-	1	-	-
	23,865	44	161	15,886	8	48	2,037	-	1	5,021	1	2	46,809	0.1%	0.5%

Table 1e: Total Samples by Gender - AIOWF member International Federations

Gender	Urine						Blood						Total		
	Samples	IC ATF	AAF	Samples	ATF	AAF	Samples	IC ATF	AAF	Samples	ATF	AAF	Samples	% ATF	% AAF
Male	1756	-	5	1160	-	3	188	-	-	386	-	-	3490	-	0.2%
Female	1095	-	3	902	-	-	104	-	-	265	1	-	2366	0%	0.1%
	2,851	-	8	2,062	-	3	292	-	-	651	1	-	5,856	0%	0.2%

Table 1f: Total Samples by Gender - ARISF member International Federations

Gender	Urine						Blood						Total		
	Samples	IC ATF	AAF	Samples	ATF	AAF	Samples	IC ATF	AAF	Samples	ATF	AAF	Samples	% ATF	% AAF
Male	1684	4	24	678	1	2	70	-	-	73	1	-	2505	0.2%	1.0%
Female	984	1	11	387	2	1	25	-	-	37	-	-	1433	0.2%	0.8%
	2,668	5	35	1,065	3	3	95	-	-	110	1	-	3,938	0.2%	1.0%

Table 1g: Total Samples by TA Category - AIMS member International Federations

Gender	Urine						Blood						Total		
	Samples	IC ATF	AAF	Samples	ATF	AAF	Samples	IC ATF	AAF	Samples	ATF	AAF	Samples	% ATF	% AAF
Male	660	2	41	150	1	3	25	-	-	19	-	-	854	0.4%	5.2%
Female	431	-	21	91	1	1	3	-	-	15	-	-	540	0.2%	4.1%
	1,091	2	62	241	2	4	28	-	-	34	-	-	1,394	0.3%	4.7%

Table 1h: Total Samples by Gender - National Anti-Doping Organizations (NADOs) and National Olympic

Gender	Urine						Blood						Total		
	Samples	IC ATF	AAF	Samples	ATF	AAF	Samples	IC ATF	AAF	Samples	ATF	AAF	Samples	% ATF	% AAF
Male	59492	111	1098	57017	94	396	2490	3	6	8469	4	8	127468	0.2%	1.2%
Female	24414	17	362	28083	32	118	972	-	-	3426	2	4	56895	0.09%	0.9%
X (not recorded)	1	-	-	-	-	-	-	-	-	-	-	-	1	-	-
	83,907	128	1,460	85,100	126	514	3,462	3	6	11,895	6	12	184,364	0.14%	1.1%

Table 1i: Total Samples by Gender - Regional Anti-Doping Organizations (RADOs)

Gender	Urine						Blood						Total		
	Samples	IC ATF	AAF	Samples	ATF	AAF	Samples	IC ATF	AAF	Samples	ATF	AAF	Samples	% ATF	% AAF
Male	664	1	20	1134	2	15	-	-	-	7	-	-	1805	0.2%	1.9%
Female	424	1	2	536	1	3	-	-	-	5	-	-	965	0.2%	0.5%
	1,088	2	22	1,670	3	18	-	-	-	12	-	-	2,770	0.2%	1.4%

Table 1j: Total Samples by Gender - Other ADOs which are Code Signatories

Gender	Urine						Blood						Total		
	Samples	IC ATF	AAF	Samples	ATF	AAF	Samples	IC ATF	AAF	Samples	ATF	AAF	Samples	% ATF	% AAF
Male	3301	15	46	1451	7	17	232	-	-	260	-	1	5244	0.4%	1.2%
Female	2533	1	35	1005	3	6	137	-	-	166	-	-	3841	-	-
	5,834	16	81	2,456	10	23	369	-	-	426	-	1	9,085	0.3%	1.2%

Table 1k: Total Samples by Gender - Other Sport Organizations*

Gender	Urine						Blood						Total		
	Samples	IC ATF	AAF	Samples	ATF	AAF	Samples	IC ATF	AAF	Samples	ATF	AAF	Samples	% ATF	% AAF
Male	12458	16	154	4155	6	20	368	-	-	404	-	-	17385	0.1%	1.0%
Female	3908	4	45	2395	4	19	52	-	-	83	-	-	6438	0.1%	1.0%
X (not recorded)	8	-	-	-	-	-	-	-	-	-	-	-	8	-	-
	16,374	20	199	6,550	10	39	420	-	-	487	-	-	23,831	0.1%	1.0%

* Non-Code Signatories

Table 2: Total Samples by TA Category - ASOIF member International Federations

ASOIF member International Federations	ADAMS ADO Code	Urine IC			OOC			Blood IC			OOC			Total		
		Samples	ATF	AAF	Samples	ATF	AAF	Samples	ATF	AAF	Samples	ATF	AAF	Samples	% ATF	% AAF
International Cycling Union	UCI	4508	1	32	3670	2	9	400	-	1	231	-	1	8809	0.0%	0.5%
International Tennis Federation	ITF	3752	1	21	1164	-	4	57	-	-	1116	1	-	6089	0.0%	0.4%
World Athletics - Athletics Integrity Unit	World Athletics - AIU	3061	9	26	2622	-	8	14	-	-	187	-	-	5884	0.2%	0.6%
International Swimming Federation	FINA	1261	-	3	2641	1	8	163	-	-	1763	-	-	5828	0.0%	0.2%
International Weightlifting Federation	IWF	1837	7	19	1131	4	9	557	-	-	251	-	1	3776	0.3%	0.8%
World Rugby	World Rugby	864	-	4	1248	-	2	14	-	-	302	-	-	2428	-	0.2%
International Federation of Football Associations	FIFA	856	-	4	283	-	1	309	-	-	280	-	-	1728	-	0.3%
International Triathlon Union	ITU	1058	-	9	109	-	-	61	-	-	28	-	-	1256	-	0.7%
Badminton World Federation	BWF	507	-	1	373	-	1	1	-	-	322	-	-	1203	-	0.2%
United World Wrestling	UWW	760	18	10	239	-	1	41	-	-	62	-	-	1102	1.6%	1.0%
International Volleyball Federation	FIVB	458	2	1	160	1	-	259	-	-	152	-	-	1029	0.3%	0.1%
International Basketball Federation	FIBA	620	1	1	191	-	-	-	-	-	77	-	-	888	0.1%	0.1%
World Taekwondo	WT	618	-	3	157	-	-	52	-	-	16	-	-	843	-	0.4%
International Judo Federation	IJF	542	1	7	246	-	-	-	-	-	18	-	-	806	0.1%	0.9%
International Gymnastics Federation	FIG	412	-	3	252	-	-	45	-	-	32	-	-	741	-	0.4%
International Fencing Federation	FIE	433	2	1	217	-	2	-	-	-	20	-	-	670	0.3%	0.4%
International Handball Federation	IHF	344	1	1	273	-	-	18	-	-	32	-	-	667	0.1%	0.1%
International Rowing Federation	FISA	192	-	4	223	-	-	-	-	-	88	-	-	503	-	0.8%
International Shooting Sport Federation	ISSF	421	-	1	11	-	-	-	-	-	-	-	-	432	-	0.2%
International Boxing Association	AIBA	201	-	2	126	-	-	-	-	-	20	-	-	347	-	0.6%
International Canoe Federation	ICF	217	-	-	101	-	1	2	-	-	9	-	-	329	-	0.3%
International Hockey Federation	FIH	220	1	1	55	-	-	35	-	-	6	-	-	316	0.3%	0.3%
International Equestrian Federation	FEI	161	-	7	155	-	1	-	-	-	-	-	-	316	-	2.5%
World Archery Federation	WA	220	-	-	74	-	-	-	-	-	-	-	-	294	-	-
International Modern Pentathlon Union	UIPM	163	-	-	27	-	-	-	-	-	5	-	-	195	-	-
International Table Tennis Federation	ITTF	91	-	-	69	-	-	9	-	-	4	-	-	173	-	-
World Sailing	WS	71	-	-	69	-	1	-	-	-	-	-	-	140	-	0.7%
International Golf Federation	IGF	17	-	-	-	-	-	-	-	-	-	-	-	17	-	-
		23,865	44	161	15,886	8	48	2,037	-	1	5,021	1	2	46,809	0.1%	0.5%

Table 3: Total Samples by TA Category - AIOWF member International Federations

AIOWF member International Federations	ADAMS ADO Code	Urine IC			OOC			Blood IC			OOC			Total		
		Samples	ATF	AAF	Samples	ATF	AAF	Samples	ATF	AAF	Samples	ATF	AAF	Samples	% ATF	% AAF
International Ski Federation	FIS	735	-	-	663	-	1	88	-	-	293	-	-	1779	-	0.1%
International Ice Hockey Federation	IIHF	713	-	4	351	-	2	70	-	-	141	-	-	1275	-	0.5%
International Biathlon Union	IBU	423	-	-	570	-	-	52	-	-	172	1	-	1217	0.1%	-
International Skating Union	ISU	635	-	3	252	-	-	72	-	-	19	-	-	978	-	0.3%
International Bobsleigh and Skeleton Federation	IBSF	218	-	1	90	-	-	4	-	-	23	-	-	335	-	0.3%
International Luge Federation	FIL	90	-	-	48	-	-	6	-	-	3	-	-	147	-	-
World Curling Federation	WCF	37	-	-	88	-	-	-	-	-	-	-	-	125	-	-
		2,851	-	8	2,062	-	3	292	-	-	651	1	-	5,856	0.0%	0.2%

Table 4: Total Samples by TA Category - ARISF member International Federations

ARISF member International Federations	ADAMS ADO Code	Urine			OOC			Blood			Total					
		IC Samples	ATF	AAF	Samples	ATF	AAF	IC Samples	ATF	AAF	Samples	ATF	AAF	Samples	% ATF	% AAF
International Cricket Council	ICC	135	-	-	346	-	-	-	-	-	38	-	-	519	-	-
World Karate Federation	WKF	176	-	1	91	-	-	10	-	-	17	-	-	294	-	0.3%
World Baseball Softball Confederation	WBSC	195	-	-	97	-	-	-	-	-	-	-	292	-	-	
International Sambo Federation	FIAS	220	-	11	35	-	-	20	-	-	-	-	275	-	4.0%	
International Motorcycling Federation	FIM	258	-	1	2	-	-	12	-	-	-	-	272	-	0.4%	
World Skate	WSK	154	-	2	26	1	-	-	-	-	5	-	-	185	0.5%	1.1%
International Surfing Association	ISA	128	-	2	27	-	-	-	-	-	1	-	-	156	-	1.3%
World Underwater Federation	CMAS	108	-	-	34	-	-	8	-	-	6	-	-	156	-	-
International Federation of Sport Climbing	IFSC	117	-	-	27	-	-	-	-	-	7	-	-	151	-	-
World DanceSport Federation	WDSF	115	-	-	22	-	-	10	-	-	-	-	-	147	-	-
International Automobile Federation	FIA	124	1	2	14	-	-	-	-	-	-	-	138	0.7%	1.4%	
International Federation of Muaythai Associations	IFMA	95	1	6	28	-	1	2	-	-	5	-	-	130	0.8%	5.4%
International Floorball Federation	IFF	60	-	-	40	-	-	-	-	-	-	-	100	-	-	
International Wushu Federation	IWUF	98	-	2	-	-	-	-	-	-	-	-	98	-	2.0%	
International Waterski & Wakeboard Federation	IWWF	73	-	1	18	-	-	-	-	-	1	-	-	92	-	1.1%
International Orienteering Federation	IOF	62	-	-	22	-	-	5	-	-	-	-	89	-	-	
World Squash Federation	WSF	31	-	-	45	-	1	1	-	-	2	-	-	79	-	1.3%
International Climbing and Mountaineering Federation	UIAA	62	-	1	4	-	-	3	-	-	-	-	69	-	1.4%	
International Federation of Bandy	FIB	30	-	-	26	-	-	-	-	-	4	-	-	60	-	-
International Ski Mountaineering Federation	ISMF	35	-	-	18	-	-	2	-	-	5	-	-	60	-	-
World Association of Kickboxing Organizations	WAKO	20	-	-	33	-	-	-	-	-	7	-	-	60	-	-
International Cheer Union	ICU	42	1	1	2	-	1	8	-	-	-	-	52	1.9%	3.8%	
International Federation Icestocksport	IFI	25	-	-	13	-	-	2	-	-	3	-	-	43	-	-
International Sumo Federation	IFS-Sumo	24	1	1	16	-	-	1	-	-	1	-	-	42	2.4%	2.4%
World Confederation of Boules Sports	CMSB	38	-	-	1	-	-	-	-	-	-	-	39	-	-	
World Chess Federation	FIDE	38	-	1	-	-	-	-	-	-	-	-	38	-	2.6%	
World Lacrosse	WL	17	-	-	15	-	-	4	-	-	1	-	-	37	-	-
International Powerboating Federation	UIM	19	-	1	9	-	-	3	-	-	1	-	-	32	-	3.1%
International Life Saving Federation	ILSF	20	-	-	9	-	-	-	-	-	1	-	-	30	-	-
International Racquetball Federation	IRF	6	-	-	19	1	-	-	-	-	2	-	-	27	3.7%	-
World Air Sports Federation	FAI	22	1	-	4	-	-	-	-	-	-	-	26	3.8%	-	
World Confederation of Billiards Sports	WCBS	25	-	-	-	-	-	-	-	-	-	-	25	-	-	
International Korfball Federation	IKF	18	-	-	3	-	-	-	-	-	3	1	-	24	4.2%	-
International Netball Federation	INF	16	-	-	2	-	-	4	-	-	-	-	22	-	-	
Tug of War International Federation	TWIF	7	-	1	12	1	-	-	-	-	-	-	19	5.3%	5.3%	
International Federation of Basque Pelota	FIPV	16	-	-	-	-	-	-	-	-	-	-	16	-	-	
World Bridge Federation	WBF	15	-	-	-	-	-	-	-	-	-	-	15	-	-	
International Federation of American Football	IFAF	12	-	1	-	-	-	-	-	-	-	-	12	-	8.3%	
World Bowling	WB	5	-	-	4	-	-	-	-	-	-	-	9	-	-	
World Flying Disc Federation	WFDF	7	-	-	1	-	-	-	-	-	-	-	8	-	-	
		2,668	5	35	1,065	3	3	95	-	-	110	1	-	3,938	0.2%	1.0%

Table 5: Total Samples by TA Category - AIMS member International Federations

AIMS member International Federations	ADAMS ADO Code	Urine			OOC			Blood			OOC			Total		
		IC Samples	ATF	AAF	Samples	ATF	AAF	IC Samples	ATF	AAF	Samples	ATF	AAF	Samples	% ATF	% AAF
International Powerlifting Federation	IPF	602	-	18	144	1	1	-	-	-	24	-	-	770	0.1%	2.5%
Ju-Jitsu International Federation	JJIF	212	1	5	30	-	-	16	-	-	3	-	-	261	0.4%	1.9%
International Federation of Bodybuilding and Fitness	IFBB	78	-	31	20	1	2	12	-	-	4	-	-	114	0.9%	28.9%
World Arm Wrestling Federation	WAF	52	-	6	-	-	-	-	-	-	-	-	-	52	-	11.5%
International Dragon Boat Federation	IDBF	21	-	-	13	-	1	-	-	-	-	-	-	34	-	2.9%
World Draughts Federation	FMJD	12	-	-	12	-	-	-	-	-	-	-	-	24	-	-
International Savate Federation	FIS-Savate	16	-	-	6	-	-	-	-	-	2	-	-	24	-	-
International Sepaktakraw Federation	ISTAF	20	-	-	-	-	-	-	-	-	-	-	-	20	-	-
International Sport Fishing Confederation	CIPS	17	-	-	2	-	-	-	-	-	-	-	-	19	-	-
International Federation of Sleddog Sports	IFSS	17	1	-	1	-	-	-	-	-	-	-	-	18	5.6%	-
International Fistball Association	IFA	8	-	-	6	-	-	-	-	-	1	-	-	15	-	-
World Minigolf Sport Federation	WMF	9	-	1	3	-	-	-	-	-	-	-	-	12	-	8.3%
World Darts Federation	WDF	11	-	-	-	-	-	-	-	-	-	-	-	11	-	-
International Kendo Federation	FIK	4	-	-	4	-	-	-	-	-	-	-	-	8	-	-
International Soft Tennis Federation	ISTF	5	-	1	-	-	-	-	-	-	-	-	-	5	-	20.0%
International Go Federation	IGF-Go	4	-	-	-	-	-	-	-	-	-	-	-	4	-	-
International Casting Sport Federation	ICSF	3	-	-	-	-	-	-	-	-	-	-	-	3	-	-
		1,091	2	62	241	2	4	28	-	-	34	-	-	1,394	0.3%	4.7%

Table 6: Total Samples by TA Category - National Anti-Doping Organizations (NADOs) and National Olympic Committees (NOCs) acting as a NADO

NADOs	ADAMS ADO Code	Urine			OOC			Blood			Total					
		IC Samples	ATF	AAF	Samples	ATF	AAF	Samples	ATF	AAF	Samples	% ATF	% AAF			
German National Anti-Doping Agency	NADA	5520	2	44	7360	2	6	779	-	-	2130	1	-	15789	0.0%	0.3%
US Anti-Doping Agency	USADA	3190	4	88	7517	16	107	86	1	-	420	2	-	11213	0.21%	1.7%
UK Anti-Doping	UKAD	2544	-	31	7017	7	16	31	-	-	1347	-	-	10939	0.1%	0.4%
China Anti-Doping Agency	CHINADA	4522	4	6	4802	5	6	210	1	-	402	-	2	9936	0.10%	0.1%
Russian National Anti-Doping Organization	RUSADA	3276	1	69	5712	2	15	129	-	-	399	-	1	9516	0.03%	0.9%
Braslian Authority on Anti-Doping Control	ABCD	7891	4	62	553	1	5	101	-	-	235	-	-	8780	0.06%	0.8%
Italian National Anti-Doping Agency	NADO ITALIA	4943	3	74	2731	-	6	167	-	1	698	-	1	8539	0.0%	1.0%
French Anti-Doping Agency	AFLD-NADO	3646	11	59	3304	7	4	168	-	1	270	-	1	7388	0.2%	0.9%
Japan Anti-Doping Agency	JADA	3192	1	4	1634	-	2	53	-	-	219	-	-	5098	0.0%	0.1%
Spain National Anti-Doping Agency	ESP-NADO	2755	3	44	1563	1	3	281	-	-	208	-	1	4807	0.1%	1.0%
Australian Sports Anti-Doping Authority	ASADA	1507	-	23	2782	-	12	13	-	-	427	-	-	4729	-	0.7%
Korea Anti-Doping Agency	KADA	2498	-	31	1634	3	10	205	-	-	214	-	1	4551	0.1%	0.9%
Polish Anti-Doping Agency	POLADA	1918	8	39	1628	4	14	4	-	-	498	-	-	4048	0.3%	1.3%
National Anti Doping Agency -India	IND-NADO	1879	-	148	1907	1	76	100	-	-	118	-	1	4004	0.0%	5.6%
Canadian Centre for Ethics in Sport	CCES	1200	-	36	2207	2	7	82	-	-	413	-	-	3902	0.1%	1.1%
Swedish Sports Confederation	RF	1450	1	26	1907	-	11	1	-	-	119	-	-	3477	0.0%	1.1%
Turkish Anti Doping Commission	TADC	1923	3	37	1129	-	2	22	-	-	38	-	-	3112	0.1%	1.3%
Portugal Anti-Doping Agency	ADoP	2130	1	36	738	-	-	-	-	-	1	-	-	2869	0.0%	1.3%
Mexican National Anti-Doping Commitee	MEX-NADO	951	33	17	1880	51	16	-	-	-	-	-	-	2831	3.0%	1.2%
Finnish Center for Integrity in Sports	FINCIS	1080	-	3	1302	-	5	96	-	-	246	-	-	2724	-	0.3%
Doping Authority Netherlands	DAN	1456	-	32	943	-	3	-	-	-	175	-	1	2574	-	1.4%
Anti-Doping Norway	ADNO	1262	-	25	1041	-	5	17	-	-	164	-	-	2484	-	1.2%
Romanian National Anti-Doping Agency	ANAD-Romania	645	1	3	1307	3	5	49	-	-	438	-	-	2439	0.2%	0.3%
Antidoping Switzerland	ADCH	733	1	8	1305	1	4	3	-	-	226	-	-	2267	0.1%	0.5%
National Anti-doping Center of Ukraine	NADC Ukraine	962	3	33	1030	1	15	136	-	-	130	-	-	2258	0.2%	2.1%
Kazakhstan National Anti-Doping Centre	KAZ-NADO	701	2	25	1320	-	9	18	-	-	66	-	-	2105	0.1%	1.6%
National Anti-Doping Agency Austria GmbH	NADA Austria	370	-	5	1319	-	1	18	-	-	280	-	-	1987	-	0.3%
Hungarian Anti-Doping Agency	HUNADO	685	-	11	1042	1	5	74	-	-	151	1	1	1952	0.1%	0.9%
NADO Flanders	NADOF	1129	2	12	791	-	21	12	-	-	1	-	-	1933	0.1%	1.7%
Anti-Doping Denmark	ADD	660	-	19	853	-	7	23	-	-	153	-	-	1689	-	1.5%
Colombian NADO	COL-NADO	751	1	9	672	-	11	100	-	3	158	1	2	1681	0.1%	1.5%
Azerbaijan National Anti-Doping Agency	AMADA	604	1	15	801	-	4	54	-	-	125	-	-	1584	0.1%	1.2%
South African Institute for Drug-Free Sport	SAIDS	930	1	45	558	1	13	32	-	-	22	-	-	1542	0.1%	3.8%
Czech Anti-Doping Committee	CADC	1023	4	16	367	1	1	2	-	-	94	-	-	1486	0.3%	1.1%
French Community of Belgium NADO	BEL-CFWB	864	1	12	385	-	-	85	-	-	53	-	-	1387	0.1%	0.9%
Belarus National Anti-Doping Agency	BNADA	487	-	4	673	-	2	57	-	-	145	-	-	1362	-	0.4%
Chilean National Anti-Doping Commission	CHI-NADO	870	2	14	467	-	1	-	-	-	-	-	-	1337	0.1%	1.1%
Drug Free Sport New Zealand	DFSNZ	516	-	5	723	-	1	-	-	-	63	-	-	1302	-	0.5%
Saudi Arabian Antidoping Committee	KSA-NADO	989	1	18	253	-	2	-	-	-	-	-	-	1242	0.1%	1.6%
Sport Ireland	SI	343	1	5	653	3	1	-	-	-	237	-	-	1233	0.3%	0.5%
I.R Iran National Anti-Doping Organization	IRI-NADO	804	2	51	410	-	13	-	-	-	-	-	-	1214	0.2%	5.3%
Doping Control Agency of Thailand	DCAT	409	1	5	592	1	1	-	-	-	7	-	-	1008	0.2%	0.6%
Hellenic National Council for Combatting Doping	ESKAN	799	-	9	198	-	1	-	-	-	-	-	-	997	-	1.0%
Argentina National Anti-Doping Agency	ARG-CNAD	823	1	11	158	-	4	-	-	-	-	-	-	981	0.1%	1.5%
Cuban National Anti-Doping Agency	CUB-NADO	261	-	1	633	-	2	-	-	-	44	-	-	938	-	0.3%
Anti-Doping Agency of Kenya	ADAK	317	3	4	546	3	1	-	-	-	32	-	-	895	0.7%	0.6%
Egyptian National Anti-doping Organization	EGY-NADO	235	1	10	660	1	4	-	-	-	-	-	-	895	0.2%	1.6%
Bulgarian Anti-doping Center	BUL-NADO	327	1	6	363	1	2	18	-	-	55	-	-	763	0.3%	1.0%
Anti-Doping Bureau of Latvia	LAT-NADO	221	-	13	365	-	1	29	-	-	80	-	-	695	-	2.0%
Croatian Institute of Public Health	CIPH	309	-	5	260	-	-	16	-	-	47	-	-	632	-	0.8%

Table 6: Total Samples by TA Category - National Anti-Doping Organizations (NADOs) and National Olympic Committees (NOCs) acting as a NADO - continued

NADOs	ADAMS ADO Code	Urine			OOC			Blood			Total					
		IC Samples	ATF	AAF	Samples	ATF	AAF	Samples	ATF	AAF	Samples	% ATF	% AAF			
Qatar Antidoping Commission	QADC	138	-	1	390	-	14	8	-	-	91	-	-	627	-	2.4%
Peru National Anti-Doping Commission	CONAD PERU	306	-	3	235	-	-	-	-	-	-	-	-	541	-	0.6%
Anti-Doping Agency of Serbia	ADAS	398	-	12	114	-	-	10	-	-	18	-	-	540	-	2.2%
Anti-Doping Paraguay	PAR-NADO	483	1	7	47	-	2	-	-	-	-	-	-	530	0.2%	1.7%
Jamaica Anti-Doping Commission	JADCO	140	-	2	270	-	-	40	-	-	65	-	-	515	-	0.4%
Anti-Doping Commission, Chinese Taipei Olympic Committee	CTADA	395	-	3	85	-	-	18	-	-	15	-	-	513	-	0.6%
Ethiopian Anti doping Organization	ETH-NADO	133	-	-	363	-	-	-	-	-	-	-	-	496	-	-
Slovak Anti-Doping Agency	SADA	219	-	9	113	-	-	46	1	-	29	1	-	407	0.5%	2.2%
Slovenian Antidoping Organization	SLOADO	235	-	3	166	-	1	-	-	-	2	-	-	403	-	1.0%
Estonian Anti-Doping Agency	EADA	160	-	2	135	-	2	11	-	-	70	-	-	376	-	1.1%
Agency for Anti-Doping Control of Bosnia and Herzegovina	BIH-NADO	107	-	1	182	-	-	20	-	-	15	-	-	324	-	0.3%
Nigerian National Anti-Doping Committee	NGR-NADO	114	3	8	201	-	6	-	-	-	-	-	-	315	1.0%	4.4%
Common Community Commission (Brussels)	COCOM	83	-	4	148	1	2	16	-	-	27	-	-	274	0.4%	2.2%
Sri Lanka Anti Doping Agency	SRI-NADO	233	-	6	30	-	1	2	-	-	5	-	-	270	-	2.6%
Georgian Anti-Doping Agency	GEO-NADO	114	-	1	129	-	1	-	-	-	11	-	-	254	-	0.8%
Luxembourg NADO	ALAD	102	-	1	81	-	-	-	-	-	43	-	-	226	-	0.4%
Anti-Doping Agency of Malaysia	ADAMAS	106	-	3	118	-	1	-	-	-	-	-	-	224	-	1.8%
Monaco Anti-Doping Committee	CMA Monaco	69	-	9	111	-	-	6	-	-	30	-	-	216	-	4.2%
Hong Kong Anti-Doping Committee	HKG-ADC	17	-	-	194	-	-	-	-	-	2	-	-	213	-	-
United Arab Emirates National Anti-doping Committee	UAE-NADO	158	-	5	47	-	-	-	-	-	-	-	-	205	-	2.4%
Anti-Doping Singapore	ADS	20	-	4	160	1	-	-	-	-	13	-	-	193	0.5%	2.1%
Guatemala NADO	GUA-OAD	146	12	19	29	2	-	-	-	-	10	-	-	185	7.6%	10.3%
Bahamas Anti-Doping Commission	BADC	46	-	-	124	-	3	-	-	-	6	-	-	176	-	1.7%
National Anti-Doping Agency of Tunisia	ANAD	62	-	-	92	-	2	-	-	-	19	-	-	173	-	1.2%
Costa Rica NADO	CRC-NADO	119	-	9	44	-	-	9	-	1	-	-	-	172	-	5.8%
Israeli NADO	ISR-NADO	101	-	2	66	-	-	-	-	-	5	-	-	172	-	1.2%
Uruguay Anti-Doping	URU-NADO	110	-	2	55	-	1	-	-	-	-	-	-	165	-	1.8%
National Anti-Doping agency of Uzbekistan	UZNADA	24	-	1	138	-	5	-	-	-	-	-	-	162	-	3.7%
Ecuador NADO	ECU-NADO	18	-	-	140	-	1	-	-	-	-	-	-	158	-	0.6%
Lembaga Anti-Doping Indonesia	LADI	10	-	-	148	-	-	-	-	-	-	-	-	158	-	-
Lithuanian Anti-Doping Agency	LTU-NADO	72	-	3	78	2	-	-	-	-	6	-	-	156	1.3%	1.9%
Mongolian National Anti-Doping Organization	MGL-NADO	60	1	9	95	1	1	-	-	-	-	-	-	155	1.3%	6.5%
Anti-Doping Commission of Malta	MLT-NADO	87	-	3	37	-	-	-	-	-	-	-	-	124	-	2.4%
Cyprus Anti-Doping Authority	CYADA	118	-	1	-	-	-	-	-	-	-	-	-	118	-	0.8%
National Olympic and Sports Association of Iceland	ISL-NADO	49	-	1	63	-	-	-	-	-	-	-	-	112	-	0.9%
Venezuela NADO	VEN-NADO	84	-	1	9	-	-	-	-	-	13	-	-	106	-	0.9%
Jordan Anti-doping Organization	JADO	19	-	4	77	-	-	-	-	-	-	-	-	96	-	4.2%
Morocco National Olympic Committee	CNOM	55	-	2	37	-	-	-	-	-	-	-	-	92	-	2.2%
Armenian National Anti-Doping Organization	ARM-NADO	34	-	-	46	-	-	-	-	-	7	-	-	87	-	-
Federacion Dominicana de Medicina del Deporte	FEDOMEDE	21	-	-	62	-	1	-	-	-	-	-	-	83	-	1.2%
Vietnam Anti-Doping & Sports Medicine Agency	VADA	-	-	-	74	-	-	-	-	-	-	-	-	74	-	-
National Olympic Committee of Iraq	NOC-IRAQ	40	-	2	33	-	4	-	-	-	-	-	-	73	-	8.2%
Anti-Doping Agency of Panama	PAN-NADO	51	1	2	17	-	2	-	-	-	-	-	-	68	1.5%	5.9%
National Antidoping Agency of the Republic of Moldova	NADO Moldova	16	-	-	30	-	-	3	-	-	11	-	-	60	-	-
Algerian National Anti-Doping Organization	ALG-NADO	42	-	-	18	-	1	-	-	-	-	-	-	60	-	1.7%
Democratic People's Republic of Korea Anti-Doping Committee	DPRKADC	11	-	-	38	-	-	-	-	-	10	-	-	59	-	-
Bermuda Sport Anti- Doping Authority	BSADA	20	-	-	27	-	-	-	-	-	10	-	-	57	-	-
Bahrain Anti-Doping Committee	BRN-NADO	10	-	-	43	-	-	-	-	-	-	-	-	53	-	-
National Anti-Doping Commission of Macedonia	MKD-NADO	39	-	-	4	-	-	-	-	-	2	-	-	45	-	-
Andorra National Anti-Doping Commission	AGAD	2	-	-	41	-	-	-	-	-	1	-	-	44	-	-

Table 6: Total Samples by TA Category - National Anti-Doping Organizations (NADOs) and National Olympic Committees (NOCs) acting as a NADO - continued

NADOs	ADAMS ADO Code	Urine			OOC			Blood			OOC			Total			
		IC Samples	ATF	AAF	Samples	ATF	AAF	IC Samples	ATF	AAF	Samples	ATF	AAF	Samples	% ATF	% AAF	
Trinidad and Tobago Olympic Committee	TTOC	24	-	1	19	-	-	-	-	-	-	-	-	-	43	-	2.3%
NADO-DG Eupen - Belgium	NADO-DG Eupen	21	-	1	18	-	-	2	-	-	2	-	-	-	43	-	2.3%
San Marino Standing Committee on Anti-Doping	SMR-NADO	20	-	-	15	-	-	-	-	-	-	-	-	-	35	-	-
Anti-Doping Organization of Pakistan	ADOPak	34	-	-	-	-	-	-	-	-	-	-	-	-	34	-	-
Liechtenstein Olympic Committee	LOC	-	-	-	25	-	-	-	-	-	9	-	-	-	34	-	-
Anti-Doping Commission of Montenegro	MNE-NADO	20	-	-	9	-	-	-	-	-	-	-	-	-	29	-	-
National Antidoping Organization of Albania	ALB-NADO	10	-	-	15	-	-	-	-	-	-	-	-	-	25	-	-
Puerto Rico Anti-Doping Organization	PUR-NADO	-	-	-	18	-	-	-	-	-	-	-	-	-	18	-	-
Cameroon Anti-Doping Organisation	OCALUDS	17	1	1	-	-	-	-	-	-	-	-	-	-	17	5.9%	5.9%
Kuwait Anti-Doping Committee	KUW-NADO	14	-	-	2	-	-	-	-	-	-	-	-	-	16	-	-
National Anti-Doping Commission of Barbados	NADC	15	-	-	-	-	-	-	-	-	-	-	-	-	15	-	-
National Anti Doping Agency Belize	NADO Belize	15	-	2	-	-	-	-	-	-	-	-	-	-	15	-	13.3%
Lebanese Olympic Committee/Anti-Doping Commission	LIB-OC	8	-	1	-	-	-	-	-	-	-	-	-	-	8	-	12.5%
Philippine Sports Commission	PHI-NADO	4	-	-	-	-	-	-	-	-	-	-	-	-	4	-	-
Aruba National Anti-Doping Organization	ARU-NADO	4	-	1	-	-	-	-	-	-	-	-	-	-	4	-	25.0%
Anti-Doping Agency of Bangladesh	BAN-NADO	3	-	-	-	-	-	-	-	-	-	-	-	-	3	-	-
Myanmar National Anti-Doping Organization	MYA-NADO	2	-	-	-	-	-	-	-	-	-	-	-	-	2	-	-
		83,907	128	1,460	85,100	126	514	3,462	3	6	11,895	6	12	184,364	0.14%	1.1%	

Table 7: Total Samples by TA Category - Regional Anti-Doping Organizations (RADOs)

RADOs	ADAMS ADO Code	Urine			OOC			Blood			OOC			Total		
		IC Samples	ATF	AAF	Samples	ATF	AAF	IC Samples	ATF	AAF	Samples	ATF	AAF	Samples	% ATF	% AAF
Africa Zone I RADO	AFR-RADO-I	474	1	5	565	-	6	-	-	-	8	-	-	1047	0.1%	1.1%
Oceania RADO	O-RADO	230	-	2	98	-	-	-	-	-	-	-	-	328	-	0.6%
Central American RADO	RADO-CAM	87	1	8	170	1	1	-	-	-	-	-	-	257	0.8%	3.5%
Africa Zone II & III RADO	AFR-RADO-II-III	93	-	2	121	-	1	-	-	-	-	-	-	214	-	1.4%
South Asia RADO	S-ASIA-RADO	100	-	3	44	-	-	-	-	-	-	-	-	144	-	2.1%
Africa Zone VI RADO	AFR-RADO-VI	23	-	-	94	-	1	-	-	-	-	-	-	117	-	0.9%
Africa Zone V RADO	AFR-RADO-V	45	-	2	64	-	2	-	-	-	-	-	-	109	-	3.7%
Central Asia RADO	RADOCA-RADO	-	-	-	100	2	5	-	-	-	-	-	-	100	2.0%	5.0%
South East Asia RADO	SE-ASIA-RADO	-	-	-	89	-	-	-	-	-	4	-	-	93	-	-
Caribbean RADO	CAR-RADO	24	-	-	64	-	-	-	-	-	-	-	-	88	-	-
Eastern Europe RADO	E-EUR-RADO	-	-	-	76	-	1	-	-	-	-	-	-	76	-	1.3%
South American RADO	RADO-SAM	2	-	-	54	-	-	-	-	-	-	-	-	56	-	-
West Asia RADO	W-ASIA-RADO	1	-	-	54	-	1	-	-	-	-	-	-	55	-	1.8%
Indian Ocean RADO	IND-OCE-RADO	5	-	-	43	-	-	-	-	-	-	-	-	48	-	-
Gulf States and Yemen RADO	GSY-RADO	-	-	-	34	-	-	-	-	-	-	-	-	34	-	-
Africa Zone IV RADO	AFR-RADO- IV	4	-	-	-	-	-	-	-	-	-	-	-	4	-	-
		1,088	2	22	1,670	3	18	-	-	-	12	-	-	2,770	0.2%	1.4%

Table 8: Total Samples by TA Category - Other ADOs which are Code Signatories

Other ADOs which are Code Signatories	ADAMS ADO Code	Urine IC			OOC			Blood IC			OOC			Total		
		Samples	ATF	AAF	Samples	ATF	AAF	Samples	ATF	AAF	Samples	ATF	AAF	Samples	% ATF	% AAF
International Paralympic Committee	IPC	1138	6	27	795	1	11	66	-	-	159	-	-	2158	0.3%	1.8%
Pan American Sports Organization	PASO	1105	-	18	501	3	3	142	-	-	110	-	-	1858	0.2%	1.1%
European Olympic Committees	EOC	825	-	4	451	-	2	69	-	-	62	-	-	1407	-	0.4%
International University Sport Federation	FISU	749	-	3	30	-	-	27	-	-	12	-	-	818	-	0.4%
World Triathlon Corporation	IRONMAN	356	-	5	333	-	4	-	-	-	40	-	1	729	-	1.4%
International Military Sports Council	CISM	498	-	1	130	-	1	21	-	-	2	-	-	651	-	0.3%
Association of National Olympic Committees	ANOC	227	-	2	-	-	-	33	-	-	-	-	-	260	-	0.8%
World Anti-Doping Agency	WADA-AMA	70	10	-	104	6	2	-	-	-	36	-	-	210	7.6%	1.0%
International Blind Sport Association	IBSA	157	-	6	10	-	-	2	-	-	2	-	-	171	-	3.5%
International Committee of Sports for the Deaf	ICSD / CISS	115	-	1	-	-	-	-	-	-	-	-	-	115	-	0.9%
International Wheelchair Basketball Federation	IWBF	65	-	1	49	-	-	-	-	-	-	-	-	114	-	0.9%
South American Sports Organization	ODESUR	91	-	2	-	-	-	6	-	-	1	-	-	98	-	2.0%
International Committee of Mediterranean Games	ICMG	76	-	-	-	-	-	-	-	-	-	-	-	76	-	-
Boccia International Sports Federation	BISFED	40	-	-	29	-	-	40	-	-	-	-	-	69	-	-
International Wheelchair and Amputee Sports Federation	IWAS	51	-	-	-	-	-	-	-	-	-	-	-	51	-	-
International Union of Kettlebell Lifting	IUKL	43	-	2	2	-	-	-	-	-	-	-	-	45	-	4.4%
World Paravolley	WPV	26	-	-	15	-	-	-	-	-	2	-	-	43	-	-
International Sports Federation for Athletes with an Intellectual Disability	INAS	34	-	1	-	-	-	-	-	-	-	-	-	34	-	2.9%
International Wheelchair Rugby Federation	IWRF	28	-	-	-	-	-	3	-	-	-	-	-	31	-	-
International Federation of Match Poker	IFMP	29	-	2	-	-	-	-	-	-	-	-	-	29	-	6.9%
Kurash International Federation	IKA	23	-	5	-	-	-	-	-	-	-	-	-	23	-	21.7%
Global Association of International Sports Federations	GAISF	22	-	-	-	-	-	-	-	-	-	-	-	22	-	-
World Karate Organization	WKO	18	-	-	-	-	-	-	-	-	-	-	-	18	-	-
International Taekwon-Do Federation (Spain)	TKD-ITF	15	-	-	-	-	-	-	-	-	-	-	-	15	-	-
International Federation of Cerebral Palsy Football	IFCPF	8	-	-	5	-	-	-	-	-	-	-	-	13	-	-
World Bowls	World Bowls	8	-	-	-	-	-	-	-	-	-	-	-	8	-	-
International Workers Sports Confederation	CSIT	8	-	-	-	-	-	-	-	-	-	-	-	8	-	-
International Masters Games Association	IMGA	5	-	1	-	-	-	-	-	-	-	-	-	5	-	20.0%
International eSports Federation	leSF	3	-	-	-	-	-	-	-	-	-	-	-	3	-	-
Kudo International Federation	KIF	-	-	-	2	-	-	-	-	-	-	-	-	2	-	-
International Federation of Cheerleading	IFC	1	-	-	-	-	-	-	-	-	-	-	-	1	-	-
		5,834	16	81	2,456	10	23	369	-	-	426	-	1	9,085	0.3%	1.2%

Table 9: Total Samples by TA Category - Other Sport Organizations*

Other Sport Organizations	ADAMS ADO Code	Urine IC			OOC			Blood IC			OOC			Total		
		Samples	ATF	AAF	Samples	ATF	AAF	Samples	ATF	AAF	Samples	ATF	AAF	Samples	% ATF	% AAF
Other Sport Organizations (Aggregated)	n/a	16,374	20	199	6,550	10	39	420	-	-	487	-	-	23,831	0.1%	1.0%

* Non-Code Signatories

Table 10: GC/C/IRMS Tests Conducted per Testing Authority for Markers of the Steroid Profile

Testing Authority	TA Category	ADAMS Code	Urine						
			IC Samples	IC AAF	OOC Samples	OOC AAF	Total Samples	Total AAFs	% AAF
US Anti-Doping Agency	NADO	USADA	170	3	799	3	969	6	1%
Russian National Anti-Doping Organization	NADO	RUSADA	134	2	226	1	360	3	1%
Italian National Anti-Doping Agency	NADO	NADO ITALIA	195	7	103	-	298	7	2%
International Weightlifting Federation	ASOIF	IWF	170	1	41	1	211	2	1%
International Cycling Union	ASOIF	UCI	136	3	46	-	182	3	2%
World Athletics - Athletics Integrity Unit	ASOIF	World Athletics - AIU	109	3	43	-	152	3	2%
German National Anti-Doping Agency	NADO	NADA	61	4	87	-	148	4	3%
Brasilian Authority on Anti-Doping Control	NADO	ABCD	126	7	9	1	135	8	6%
French Anti-Doping Agency	NADO	AFLD-NADO	65	7	62	1	127	8	6%
UK Anti-Doping	NADO	UKAD	37	1	76	1	113	2	2%
Australian Sports Anti-Doping Authority	NADO	ASADA	27	1	59	1	86	2	2%
Doping Authority Netherlands	NADO	DAN	72	1	13	-	85	1	1%
Canadian Centre for Ethics in Sport	NADO	CCES	35	-	49	-	84	0	0%
Turkish Anti Doping Commission	NADO	TADC	55	1	23	-	78	1	1%
Polish Anti-Doping Agency	NADO	POLADA	32	3	42	-	74	3	4%
Spain National Anti-Doping Agency	NADO	ESP-NADO	54	1	17	-	71	1	1%
International Swimming Federation	ASOIF	FINA	8	-	54	-	62	0	0%
International Tennis Federation	ASOIF	ITF	50	1	12	-	62	1	2%
International Ski Federation	AIOWF	FIS	15	-	45	-	60	0	0%
Romanian National Anti-Doping Agency	NADO	ANAD-Romania	21	1	40	-	61	1	2%
NADO Flanders	NADO	NADOF	39	-	22	5	61	5	8%
China Anti-Doping Agency	NADO	CHINADA	22	1	38	-	60	1	2%
National Anti Doping Agency -India	NADO	IND-NADO	24	2	33	-	57	2	4%
World Triathlon Corporation	Other-CS	IRONMAN	11	-	40	2	51	2	4%
Italian Ministry of Health Department	OTHER	CVD-Italia	48	2	-	-	48	2	4%
Korea Anti-Doping Agency	NADO	KADA	29	-	17	-	46	0	0%
National Anti-doping Center of Ukraine	NADO	NADC Ukraine	16	5	29	2	45	7	16%
Union of European Football Associations	OTHER	UEFA	42	-	4	-	46	0	0%
Azerbaijan National Anti-Doping Agency	NADO	AMADA	28	4	17	1	45	5	11%
International Paralympic Committee	Other-CS	IPC	25	-	19	-	44	0	0%
South American Football Confederation	OTHER	CONMEBOL	31	-	9	-	40	0	0%
Japan Anti-Doping Agency	NADO	JADA	27	-	12	-	39	0	0%
Antidoping Switzerland	NADO	ADCH	20	1	19	1	39	2	5%
Anti-Doping Norway	NADO	ADNO	23	1	15	-	38	1	3%
Kazakhstan National Anti-Doping Centre	NADO	KAZ-NADO	19	6	19	-	38	6	16%
European Olympic Committees	Other-CS	EOC	25	-	12	-	37	0	0%
I.R Iran National Anti-Doping Organization	NADO	IRI-NADO	28	6	9	2	37	8	22%
International Ice Hockey Federation	AIOWF	IIHF	21	-	15	-	36	0	0%
Swedish Sports Confederation	NADO	RF	18	1	16	2	34	3	9%
Finnish Center for Integrity in Sports	NADO	FINCIS	19	1	15	-	34	1	3%
Anti-Doping Paraguay	NADO	PAR-NADO	31	-	-	-	31	0	0%
International Triathlon Union	ASOIF	ITU	30	1	1	-	31	1	3%
World Rugby	ASOIF	World Rugby	16	1	15	-	31	1	3%
Argentina National Anti-Doping Agency	NADO	ARG-CNAD	24	5	6	-	30	5	17%
Egyptian National Anti-doping Organization	NADO	EGY-NADO	9	-	19	1	28	1	4%
Portugal Anti-Doping Agency	NADO	ADoP	21	2	6	-	27	2	7%
Qatar Antidoping Commission	NADO	QADC	9	-	17	3	26	3	12%
Anti-Doping Denmark	NADO	ADD	11	1	14	-	25	1	4%
Anti-Doping Agency of Kenya	NADO	ADAK	13	-	12	-	25	0	0%
National Anti-Doping Agency Austria GmbH	NADO	NADA Austria	6	1	19	-	25	1	4%
Pan American Sports Organization	Other-CS	PASO	14	1	11	-	25	1	4%
Hungarian Anti-Doping Agency	NADO	HUNADO	11	4	13	-	24	4	17%
United World Wrestling	ASOIF	UWW	20	-	3	-	23	0	0%
French Community of Belgium NADO	NADO	BEL-CFWB	14	1	8	-	22	1	5%

Table 10: GC/C/IRMS Tests Conducted per Testing Authority for Markers of the Steroid Profile - continued

Testing Authority	TA Category	ADAMS Code	Urine						
			IC Samples	IC AAF	OOC Samples	OOC AAF	Total Samples	Total AAFs	% AAF
Sport Ireland	NADO	SI	9	-	12	-	21	0	0%
International Biathlon Union	AIOWF	IBU	5	-	16	-	21	0	0%
USA Powerlifting	OTHER	USA-USAPL	7	-	14	1	21	1	5%
South African Institute for Drug-Free Sport	NADO	SAIDS	14	1	7	-	21	1	5%
Anti-Doping Bureau of Latvia	NADO	LAT-NADO	4	1	15	1	19	2	11%
International Powerlifting Federation	AIMS	IPF	17	3	2	-	19	3	16%
International Fencing Federation	ASOIF	FIE	12	-	7	-	19	0	0%
Drug Free Sport New Zealand	NADO	DFSNZ	7	1	12	-	19	1	5%
CHN-Provincial Sports Bureau in China	OTHER	CHN-PSB	5	-	14	-	19	0	0%
Bulgarian Anti-doping Center	NADO	BUL-NADO	13	-	4	-	17	0	0%
Doping Control Agency of Thailand	NADO	DCAT	8	-	9	-	17	0	0%
Chilean National Anti-Doping Commission	NADO	CHI-NADO	9	-	8	-	17	0	0%
International University Sport Federation	Other-CS	FISU	16	-	1	-	17	0	0%
Basque Anti-Doping Agency	OTHER	ESP-Vasco	16	-	1	-	17	0	0%
Colombian NADO	NADO	COL-NADO	7	1	9	-	16	1	6%
International Judo Federation	ASOIF	IJF	14	-	1	-	15	0	0%
World Taekwondo	ASOIF	WT	13	-	2	-	15	0	0%
Lithuanian Anti-Doping Agency	NADO	LTU-NADO	3	-	11	-	14	0	0%
United Arab Emirates National Anti-doping Committee	NADO	UAE-NADO	12	-	2	-	14	0	0%
CHN-National Federations in China	OTHER	CHN-NF	8	-	6	-	14	0	0%
South East Asian Games Federation	OTHER	SEAGF	14	-	-	-	14	0	0%
International Federation of Football Associations	ASOIF	FIFA	13	-	-	-	13	0	0%
Saudi Arabian Antidoping Committee	NADO	KSA-NADO	11	-	2	-	13	0	0%
Ethiopian Anti doping Organization	NADO	ETH-NADO	6	-	7	-	13	0	0%
Badminton World Federation	ASOIF	BWF	7	-	6	-	13	0	0%
Algerian Football Federation	OTHER	ALG-FOO	13	-	-	-	13	0	0%
Czech Anti-Doping Committee	NADO	CADC	7	-	6	-	13	0	0%
International Hockey Federation	ASOIF	FIH	10	-	2	-	12	0	0%
Croatian Institute of Public Health	NADO	CIPH	10	-	2	-	12	0	0%
Association of National Olympic Committees	Other-CS	ANOC	12	-	-	-	12	0	0%
Africa Zone II & III RADO	RADO	AFR-RADO-II-III	5	-	6	-	11	0	0%
International Handball Federation	ASOIF	IHF	6	-	5	-	11	0	0%
International Skating Union	AIOWF	ISU	7	-	3	-	10	0	0%
International Federation of Bodybuilding and Fitness	AIMS	IFBB	10	-	-	-	10	0	0%
Slovak Anti-Doping Agency	NADO	SADA	5	-	4	-	9	0	0%
International Shooting Sport Federation	ASOIF	ISSF	9	-	-	-	9	0	0%
Africa Zone I RADO	RADO	AFR-RADO-I	5	-	4	-	9	0	0%
International Basketball Federation	ASOIF	FIBA	9	-	-	-	9	0	0%
Jamaica Anti-Doping Commission	NADO	JADCO	3	-	6	-	9	0	0%
Uruguay Anti-Doping	NADO	URU-NADO	6	-	2	-	8	0	0%
Slovenian Antidoping Organization	NADO	SLOADO	4	-	4	-	8	0	0%
Anti-Doping Commission, Chinese Taipei Olympic Committee	NADO	CTADA	7	1	1	-	8	1	13%
Belarus National Anti-Doping Agency	NADO	BNADA	4	-	4	-	8	0	0%
Monaco Anti-Doping Committee	NADO	CMA Monaco	6	2	2	-	8	2	25%
Board of Control for Cricket in India	OTHER	IND-BCCI	5	-	3	-	8	0	0%
International Blind Sport Association	Other-CS	IBSA	8	-	-	-	8	0	0%
International Gymnastics Federation	ASOIF	FIG	3	-	4	-	7	0	0%
International Volleyball Federation	ASOIF	FIVB	5	-	2	-	7	0	0%
World Karate Federation	ARISF	WKF	7	-	-	-	7	0	0%
International Rowing Federation	ASOIF	FISA	4	1	3	-	7	1	14%
Agency for Anti-Doping Control of Bosnia and Herzegovina	NADO	BiH-NADO	5	-	2	-	7	0	0%
Africa Zone VI RADO	RADO	AFR-RADO-VI	4	-	3	-	7	0	0%
African Football Confederation	OTHER	CAF	7	-	-	-	7	0	0%
European Athletics Association	OTHER	EA	7	-	-	-	7	0	0%

Table 10: GC/C/IRMS Tests Conducted per Testing Authority for Markers of the Steroid Profile - continued

Testing Authority	TA Category	ADAMS Code	Urine						
			IC Samples	IC AAF	OOC Samples	OOC AAF	Total Samples	Total AAFs	% AAF
Hellenic National Council for Combatting Doping	NADO	ESKAN	4	-	3	-	7	0	0%
European Swimming League	OTHER	LEN	6	-	-	-	6	0	0%
Sri Lanka Anti Doping Agency	NADO	SRI-NADO	6	-	-	-	6	0	0%
Georgian Anti-Doping Agency	NADO	GEO-NADO	3	-	3	-	6	0	0%
Nigerian National Anti-Doping Committee	NADO	NGR-NADO	3	-	3	-	6	0	0%
Anti-Doping Agency of Serbia	NADO	ADAS	4	-	2	-	6	0	0%
South Asia RADO	RADO	S-ASIA-RADO	5	-	1	-	6	0	0%
World Baseball Softball Confederation	ARISF	WBSC	3	-	3	-	6	0	0%
International Boxing Association	ASOIF	AIBA	5	-	-	-	5	0	0%
International Cricket Council	ARISF	ICC	-	-	5	-	5	0	0%
Central Asia RADO	RADO	RADOCA-RADO	-	-	5	2	5	2	40%
Mexican National Anti-Doping Committee	NADO	MEX-NADO	3	-	3	-	6	0	0%
Ju-Jitsu International Federation	AIMS	JJIF	4	-	1	-	5	0	0%
National Anti-Doping Agency of Tunisia	NADO	ANAD	2	-	3	-	5	0	0%
Russian Powerlifting Federation	OTHER	RUS-RPF	-	-	5	-	5	0	0%
European Handball Federation	OTHER	EUR-HAND	5	-	-	-	5	0	0%
International Military Sports Council	Other-CS	CISM	2	-	2	-	4	0	0%
Oceania RADO	RADO	O-RADO	4	-	-	-	4	0	0%
Common Community Commission (Brussels)	NADO	COCOM	-	-	4	1	4	1	25%
Boccia International Sports Federation	Other-CS	BISFED	3	-	1	-	4	0	0%
International Federation of Sport Climbing	ARISF	IFSC	4	-	-	-	4	0	0%
International Table Tennis Federation	ASOIF	ITTF	-	-	4	-	4	0	0%
Eastern Europe RADO	RADO	E-EUR-RADO	-	-	4	-	4	0	0%
International Modern Pentathlon Union	ASOIF	UIPM	3	-	1	-	4	0	0%
International Equestrian Federation	ASOIF	FEI	-	-	4	-	4	0	0%
Bahamas Anti-Doping Commission	NADO	BADC	2	-	2	-	4	0	0%
National Anti-Doping agency of Uzbekistan	NADO	UZNADA	2	1	2	-	4	1	25%
Armenian National Anti-Doping Organization	NADO	ARM-NADO	3	-	1	-	4	0	0%
World Sailing	ASOIF	WS	1	-	3	-	4	0	0%
Guatemala NADO	NADO	GUA-OAD	4	-	-	-	4	0	0%
Africa Zone V RADO	RADO	AFR-RADO-V	1	-	3	-	4	0	0%
Lembaga Anti-Doping Indonesia	NADO	LADI	-	-	4	-	4	0	0%
Asian Football Confederation	OTHER	AFC	2	-	2	-	4	0	0%
Comité d'Organisation des Jeux Africains	OTHER	COJA	4	-	-	-	4	0	0%
World Powerlifting Alliance	OTHER	WPA-APA	4	-	-	-	4	0	0%
Central America and Caribbean Volleyball Confederation	OTHER	NORCECA	4	-	-	-	4	0	0%
Confederation of North, Central America and Caribbean Association Football	OTHER	CONCACAF	4	-	-	-	4	0	0%
West Asia RADO	RADO	W-ASIA-RADO	-	-	3	-	3	0	0%
Estonian Anti-Doping Agency	NADO	EADA	2	-	1	-	3	0	0%
National Olympic Committee of Iraq	NADO	NOC-IRAQ	2	1	1	-	3	1	33%
Anti-Doping Organization of Pakistan	NADO	ADOPak	3	-	-	-	3	0	0%
International Canoe Federation	ASOIF	ICF	1	-	2	-	3	0	0%
Luxembourg NADO	NADO	ALAD	2	-	1	-	3	0	0%
Anti-Doping Commission of Malta	NADO	MLT-NADO	3	1	-	-	3	1	33%
World Anti-Doping Agency	Other-CS	WADA-AMA	-	-	3	-	3	0	0%
Anti-Doping Commission of Montenegro	NADO	MNE-NADO	3	-	-	-	3	0	0%
Andorra National Anti-Doping Commission	NADO	AGAD	-	-	3	-	3	0	0%
International Committee of Sports for the Deaf	Other-CS	ICSD / CISS	3	-	-	-	3	0	0%
South American Sports Organization	Other-CS	ODESUR	3	-	-	-	3	0	0%
Anti-Doping Agency of Malaysia	NADO	ADAMAS	2	-	1	-	3	0	0%
Cyprus Anti-Doping Authority	NADO	CYADA	3	-	-	-	3	0	0%
World Skate	ARISF	WSK	2	-	1	-	3	0	0%
World Underwater Federation	ARISF	CMAS	3	-	-	-	3	0	0%
International Luge Federation	AIOWF	FIL	1	-	2	-	3	0	0%

Table 10: GC/C/IRMS Tests Conducted per Testing Authority for Markers of the Steroid Profile - continued

Testing Authority	TA Category	ADAMS Code	Urine						
			IC Samples	IC AAF	OOC Samples	OOC AAF	Total Samples	Total AAFs	% AAF
Anti-Doping Singapore	NADO	ADS	-	-	3	-	3	0	0%
CHN-Military Sport Department in China	OTHER	CHN-MSD	-	-	3	-	3	0	0%
Israel Football Association	OTHER	ISR-FB	3	-	-	-	3	0	0%
European Volleyball Confederation	OTHER	EUR-VB	3	-	-	-	3	0	0%
Anti-Doping Organization of New Caledonia	OTHER	OADNC	3	2	-	-	3	2	67%
Hong Kong Football Association Limited	OTHER	HKG-FB	3	-	-	-	3	0	0%
International Boxing Federation	OTHER	IBF	3	-	-	-	3	0	0%
World Association of Kickboxing Organizations	ARISF	WAKO	1	-	1	-	2	0	0%
International Taekwon-Do Federation (Spain)	Other-CS	TKD-ITF	2	-	-	-	2	0	0%
Israeli NADO	NADO	ISR-NADO	1	-	1	-	2	0	0%
International Floorball Federation	ARISF	IFF	2	-	-	-	2	0	0%
Lebanese Olympic Committee/Anti-Doping Commission	NADO	LIB-OC	2	-	-	-	2	0	0%
South American RADO	RADO	RADO-SAM	-	-	2	-	2	0	0%
Costa Rica NADO	NADO	CRC-NADO	2	-	-	-	2	0	0%
International Bobsleigh and Skeleton Federation	AIOWF	IBSF	1	-	1	-	2	0	0%
World Archery Federation	ASOIF	WA	2	-	-	-	2	0	0%
International Sambo Federation	ARISF	FIAS	1	-	1	-	2	0	0%
International Surfing Association	ARISF	ISA	2	-	-	-	2	0	0%
Kurash International Federation	Other-CS	IKA	2	-	-	-	2	0	0%
International Climbing and Mountaineering Federation	ARISF	UIAA	2	-	-	-	2	0	0%
International Automobile Federation	ARISF	FIA	1	-	1	-	2	0	0%
World Confederation of Boules Sports	ARISF	CMSB	2	-	-	-	2	0	0%
International Racquetball Federation	ARISF	IRF	-	-	2	-	2	0	0%
Puerto Rico Anti-Doping Organization	NADO	PUR-NADO	-	-	2	-	2	0	0%
Jordan Anti-doping Organization	NADO	JADO	-	-	2	-	2	0	0%
Caribbean RADO	RADO	CAR-RADO	-	-	2	-	2	0	0%
Catalan Mountaineering and Climbing Federation	OTHER	ESP-FEEC	2	-	-	-	2	0	0%
Spanish Powerlifting Association	OTHER	SPA-PL	2	-	-	-	2	0	0%
Mexican Football Federation	OTHER	MEX-FO	2	-	-	-	2	0	0%
Malta Football Association	OTHER	MLT-FOO	2	-	-	-	2	0	0%
Others in China	OTHER	China-Others	2	-	-	-	2	0	0%
European Boxing Union	OTHER	EBU	2	-	-	-	2	0	0%
Asian Athletics Association	OTHER	AAA	2	-	-	-	2	0	0%
International Mixed Martial Arts Federation	OTHER	IMMAF	2	-	-	-	2	0	0%
Italian Powerlifting Federation	OTHER	ITA-PL	2	-	-	-	2	0	0%
Anti-Doping Organization of New Caledonia	OTHER	NCL-NADO	2	-	-	-	2	0	0%
Turkish Basketball Federation	OTHER	TUR-BAS	2	-	-	-	2	0	0%
International Natural Bodybuilding Association	OTHER	INBA	2	-	-	-	2	0	0%
IWF Masters committee	OTHER	IWF-Master	2	2	-	-	2	2	100%
International Boxing Organization	OTHER	IBO	2	-	-	-	2	0	0%
Mongolian National Anti-Doping Organization	NADO	MGL-NADO	1	-	-	-	1	0	0%
International Federation of Muaythai Associations	ARISF	IFMA	1	-	-	-	1	0	0%
World Draughts Federation	AIMS	FMJD	1	-	-	-	1	0	0%
National Olympic and Sports Association of Iceland	NADO	ISL-NADO	1	-	-	-	1	0	0%
International Waterski & Wakeboard Federation	ARISF	IWWF	1	-	-	-	1	0	0%
Bahrain Anti-Doping Committee	NADO	BRN-NADO	-	-	1	-	1	0	0%
International Sumo Federation	ARISF	IFS-Sumo	-	-	1	-	1	0	0%
International Motorcycling Federation	ARISF	FIM	1	-	-	-	1	0	0%
International Wheelchair Basketball Federation	Other-CS	IWBF	-	-	1	-	1	0	0%
International Dragon Boat Federation	AIMS	IDBF	-	-	1	1	1	1	100%
World Arm Wrestling Federation	AIMS	WAF	1	-	-	-	1	0	0%
World Paravolley	Other-CS	WPV	1	-	-	-	1	0	0%
World Bridge Federation	ARISF	WBF	1	-	-	-	1	0	0%
Hong Kong Anti-Doping Committee	NADO	HKG-ADC	-	-	1	-	1	0	0%

Table 10: GC/C/IRMS Tests Conducted per Testing Authority for Markers of the Steroid Profile - continued

Testing Authority	TA Category	ADAMS Code	Urine						
			IC Samples	IC AAF	OOC Samples	OOC AAF	Total Samples	Total AAFs	% AAF
World Darts Federation	AIMS	WDF	1	-	-	-	1	0	0%
International Federation of Cerebral Palsy Football	Other-CS	IFCPF	1	-	-	-	1	0	0%
World Air Sports Federation	ARISF	FAI	1	-	-	-	1	0	0%
International Savate Federation	AIMS	FIS-Savate	-	-	1	-	1	0	0%
San Marino Standing Committee on Anti-Doping	NADO	SMR-NADO	-	-	1	-	1	0	0%
Democratic People's Republic of Korea Anti-Doping Committee	NADO	DPRKADC	-	-	1	-	1	0	0%
National Anti-Doping Commission of Macedonia	NADO	MKD-NADO	1	-	-	-	1	0	0%
National Antidoping Agency of the Republic of Moldova	NADO	NADO Moldova	1	-	-	-	1	0	0%
Cameroon Anti-Doping Organisation	NADO	OCALUDS	1	-	-	-	1	0	0%
Algerian National Anti-Doping Organization	NADO	ALG-NADO	1	-	-	-	1	0	0%
World Curling Federation	AIOWF	WCF	-	-	1	-	1	0	0%
World DanceSport Federation	ARISF	WDSF	1	-	-	-	1	0	0%
World Karate Organization	Other-CS	WKO	1	-	-	-	1	0	0%
International Cheer Union	ARISF	ICU	1	-	-	-	1	0	0%
World Chess Federation	ARISF	FIDE	1	-	-	-	1	0	0%
International eSports Federation	Other-CS	leSF	1	-	-	-	1	0	0%
International Ultratriathlon Association	OTHER	IUTA	1	-	-	-	1	0	0%
Russia Swimming Federation	OTHER	RUS-AQ	1	-	-	-	1	0	0%
Six Nations Rugby Limited	OTHER	GBR-SNRL	1	-	-	-	1	0	0%
Austrian Natural Bodybuilding & Fitness Federation	OTHER	AUT-ANBF	1	-	-	-	1	0	0%
Spanish Federation of Bodybuilding and Fitness	OTHER	ESP-BB	1	-	-	-	1	0	0%
German Natural Bodybuilding & Fitness Federation	OTHER	GNBF	1	-	-	-	1	0	0%
International Police Sports Union	OTHER	USIP	1	-	-	-	1	0	0%
Asian Swimming Federation	OTHER	AASF	1	-	-	-	1	0	0%
Comité International des Jeux des îles de l'Océan Indien	OTHER	CIJ	1	-	-	-	1	0	0%
Swiss Drug-Free Powerlifting Federation	OTHER	SUI-DFPOW	1	-	-	-	1	0	0%
Swiss Natural Body-Building and Fitness Federation	OTHER	SUI-SNBF	1	-	-	-	1	0	0%
European Masters Athletics Federation	OTHER	EMA	1	-	-	-	1	0	0%
World Boxing Council	OTHER	WBC	1	1	-	-	1	1	100%
World Boxing Organization	OTHER	WBO	1	-	-	-	1	0	0%
Badminton Asia Confederation	OTHER	BAC	1	-	-	-	1	0	0%
European Professional Club Rugby	OTHER	EPCR	1	-	-	-	1	0	0%
International Qazaq Kuresi Federation	OTHER	IQKF	1	-	-	-	1	0	0%
International Federation of Boules Sport	OTHER	FIB - Boules	1	-	-	-	1	0	0%
European Judo Union	OTHER	EJU	1	-	-	-	1	0	0%
Kyokushin World Union	OTHER	KWU	1	-	-	-	1	0	0%
Estonian Karate Federation	OTHER	EKF	1	-	-	-	1	0	0%
South East Asia RADO	RADO	SE-ASIA-RADO	-	-	1	-	1	0	0%
Total			3000	113	2709	34	5,709	147	2.57%

Table 11: ESA Tests Conducted per Testing Authority (Urine)

Testing Authority	TA Category	ADAMS Code	IC		OOC		Total Samples	Total AAFs	% AAF
			Samples	AAF	Samples	AAF			
German National Anti-Doping Agency	NADO	NADA	1481	-	2790	1	4271	1	0.02%
International Cycling Union	ASOIF	UCI	2007	3	1691	2	3698	5	0.14%
International Swimming Federation	ASOIF	FINA	289	-	1862	-	2151	0	0%
Russian National Anti-Doping Organization	NADO	RUSADA	824	8	1155	1	1979	9	0.5%
World Athletics - Athletics Integrity Unit	ASOIF	World Athletics - AIU	1389	7	581	1	1970	8	0.4%
UK Anti-Doping	NADO	UKAD	253	-	1635	-	1888	0	0%
US Anti-Doping Agency	NADO	USADA	469	2	1322	2	1791	4	0.2%
Italian National Anti-Doping Agency	NADO	NADO ITALIA	937	6	714	3	1651	9	0.5%
China Anti-Doping Agency	NADO	CHINADA	692	-	769	1	1461	1	0.1%
French Anti-Doping Agency	NADO	AFLD-NADO	758	3	662	1	1420	4	0.3%
Brasilian Authority on Anti-Doping Control	NADO	ABCD	1101	2	132	2	1233	4	0.3%
International Biathlon Union	AIOWF	IBU	421	-	559	-	980	0	0%
Doping Authority Netherlands	NADO	DAN	457	-	477	-	934	0	0%
Spain National Anti-Doping Agency	NADO	ESP-NADO	537	1	325	-	862	1	0.1%
CHN-National Federations in China	Other	CHN-NF	568	1	252	1	820	2	0.2%
Canadian Centre for Ethics in Sport	NADO	CCES	232	1	579	-	811	1	0.1%
Japan Anti-Doping Agency	NADO	JADA	495	-	311	-	806	0	0%
Polish Anti-Doping Agency	NADO	POLADA	343	-	405	-	748	0	0%
Korea Anti-Doping Agency	NADO	KADA	407	-	318	-	725	0	0%
Union of European Football Associations	OTHER	UEFA	378	-	325	-	703	0	0%
Australian Sports Anti-Doping Authority	NADO	ASADA	104	-	582	-	686	0	0%
International Triathlon Union	ASOIF	ITU	603	-	59	-	662	0	0%
Romanian National Anti-Doping Agency	NADO	ANAD-Romania	96	-	555	-	651	0	0%
National Anti Doping Agency -India	NADO	IND-NADO	342	1	269	-	611	1	0.2%
International Ski Federation	AIOWF	FIS	233	-	363	1	596	1	0.2%
Kazakhstan National Anti-Doping Centre	NADO	KAZ-NADO	150	-	431	1	581	1	0.2%
NADO Flanders	NADO	NADOF	358	-	170	-	528	0	0%
International Tennis Federation	ASOIF	ITF	3	-	487	-	490	0	0%
Finnish Center for Integrity in Sports	NADO	FINCIS	125	-	337	-	462	0	0%
National Anti-Doping Agency Austria GmbH	NADO	NADA Austria	73	2	359	-	432	2	0.5%
International Weightlifting Federation	ASOIF	IWF	325	-	94	-	419	0	0%
World Rugby	ASOIF	World Rugby	33	-	373	-	406	0	0%
Antidoping Switzerland	NADO	ADCH	33	-	367	-	400	0	0%
Turkish Anti Doping Commission	NADO	TADC	88	-	301	-	389	0	0%
World Triathlon Corporation	Other-CS	IRONMAN	182	-	168	-	350	0	0%
National Anti-doping Center of Ukraine	NADO	NADC Ukraine	180	-	143	1	323	1	0.3%
Africa Zone I RADO	RADO	AFR-RADO-I	141	1	179	-	320	1	0.3%
French Community of Belgium NADO	NADO	BEL-CFWB	184	-	121	-	305	0	0%
Hellenic National Council for Combatting Doping	NADO	ESKAN	279	-	25	-	304	0	0%
Czech Anti-Doping Committee	NADO	CADC	242	-	56	-	298	0	0%
International Paralympic Committee	Other-CS	IPC	124	-	169	1	293	1	0.3%
Anti-Doping Norway	NADO	ADNO	32	-	248	1	280	1	0.4%
Sport Ireland	NADO	SI	8	-	264	-	272	0	0%
European Olympic Committees	Other-CS	EOC	126	-	145	-	271	0	0%
Colombian NADO	NADO	COL-NADO	113	1	157	2	270	3	1%
Saudi Arabian Antidoping Committee	NADO	KSA-NADO	150	-	120	-	270	0	0%
South American Football Confederation	OTHER	CONMEBOL	194	-	73	-	267	0	0%
Belarus National Anti-Doping Agency	NADO	BNADA	108	-	155	-	263	0	0%
Anti-Doping Agency of Kenya	NADO	ADAK	87	-	169	1	256	1	0.4%
Azerbaijan National Anti-Doping Agency	NADO	AMADA	81	-	175	-	256	0	0%
Swedish Sports Confederation	NADO	RF	63	-	177	-	240	0	0%
Ethiopian Anti doping Organization	NADO	ETH-NADO	56	-	182	-	238	0	0%
Anti-Doping Denmark	NADO	ADD	60	-	177	-	237	0	0%
Qatar Antidoping Commission	NADO	QADC	28	-	207	-	235	0	0%
International Volleyball Federation	ASOIF	FIVB	89	-	125	-	214	0	0%
Basque Anti-Doping Agency	Other	ESP-Vasco	178	3	26	-	204	3	1%
Pan American Sports Organization	Other-CS	PASO	101	-	96	-	197	0	0%
Egyptian National Anti-doping Organization	NADO	EGY-NADO	62	-	125	-	187	0	0%

Table 11: ESA Tests Conducted per Testing Authority (Urine) - continued

Testing Authority	TA Category	ADAMS Code	Urine						
			IC		OOC		Total	Total	%
			Samples	AAF	Samples	AAF	Samples	AAFs	AAF
Badminton World Federation	ASOIF	BWF	4	-	179	-	183	0	0%
International Federation of Football Associations	ASOIF	FIFA	146	-	37	-	183	0	0%
United World Wrestling	ASOIF	UWW	82	-	101	-	183	0	0%
Doping Control Agency of Thailand	NADO	DCAT	76	-	106	-	182	0	0%
Mexican National Anti-Doping Committee	NADO	MEX-NADO	45	-	118	-	163	0	0%
Argentina National Anti-Doping Agency	NADO	ARG-CNAD	114	1	49	-	163	1	0.6%
International Rowing Federation	ASOIF	FISA	3	-	159	-	162	0	0%
International Ice Hockey Federation	AIOWF	IIHF	71	-	81	-	152	0	0%
Drug Free Sport New Zealand	NADO	DFSNZ	13	-	134	-	147	0	0%
Chilean National Anti-Doping Commission	NADO	CHI-NADO	101	1	35	-	136	1	0.7%
Anti-Doping Bureau of Latvia	NADO	LAT-NADO	54	-	80	-	134	0	0%
Portugal Anti-Doping Agency	NADO	ADoP	65	-	65	-	130	0	0%
CHN-Provincial Sports Bureau in China	Other	CHN-PSB	17	-	111	1	128	1	0.8%
Jamaica Anti-Doping Commission	NADO	JADCO	32	-	95	-	127	0	0%
Hungarian Anti-Doping Agency	NADO	HUNADO	39	1	83	1	122	2	1.6%
Anti-Doping Commission, Chinese Taipei Olympic Committee	NADO	CTADA	99	-	16	-	115	0	0%
Oceania RADO	RADO	O-RADO	42	-	71	-	113	0	0%
International Basketball Federation	ASOIF	FIBA	10	-	103	-	113	0	0%
Luxembourg NADO	NADO	ALAD	63	1	49	-	112	1	0.9%
Bulgarian Anti-doping Center	NADO	BUL-NADO	20	-	92	-	112	0	0%
International Judo Federation	ASOIF	IJF	72	-	38	-	110	0	0%
Croatian Institute of Public Health	NADO	CIPH	30	1	78	-	108	1	0.9%
International University Sport Federation	Other-CS	FISU	88	-	11	-	99	0	0%
Slovak Anti-Doping Agency	NADO	SADA	49	-	44	-	93	0	0%
Monaco Anti-Doping Committee	NADO	CMA Monaco	19	-	73	-	92	0	0%
Italian Ministry of Health Departement	Other	CVD-Italia	90	-	-	-	90	0	0%
International Skating Union	AIOWF	ISU	74	-	16	-	90	0	0%
European Athletics Association	OTHER	EA	89	-	-	-	89	0	0%
World Taekwondo	ASOIF	WT	67	-	20	-	87	0	0%
Estonian Anti-Doping Agency	NADO	EADA	28	-	52	-	80	0	0%
International Gymnastics Federation	ASOIF	FIG	45	-	34	-	79	0	0%
Guatemala NADO	NADO	GUA-OAD	78	-	-	-	78	0	0%
South East Asian Games Federation	Other	SEAGF	77	-	-	-	77	0	0%
Cuban National Anti-Doping Agency	NADO	CUB-NADO	13	-	63	-	76	0	0%
Slovenian Antidoping Organization	NADO	SLOADO	40	-	35	-	75	0	0%
Asian Football Confederation	OTHER	AFC	68	-	6	-	74	0	0%
Nigerian National Anti-Doping Committee	NADO	NGR-NADO	24	-	50	-	74	0	0%
International Canoe Federation	ASOIF	ICF	21	-	51	-	72	0	0%
Anti-Doping Agency of Serbia	NADO	ADAS	27	-	42	-	69	0	0%
Agency for Anti-Doping Control of Bosnia and Herzegovina	NADO	BIH-NADO	30	-	36	-	66	0	0%
International Cricket Council	ARISF	ICC	-	-	65	-	65	0	0%
Hong Kong Anti-Doping Committee	NADO	HKG-ADC	-	-	61	-	61	0	0%
International Handball Federation	ASOIF	IHF	24	-	37	-	61	0	0%
International Boxing Association	ASOIF	AIBA	25	-	35	-	60	0	0%
Africa Zone V RADO	RADO	AFR-RADO-V	29	-	29	-	58	0	0%
World Anti-Doping Agency	Other-CS	WADA-AMA	13	-	43	-	56	0	0%
Costa Rica NADO	NADO	CRC-NADO	48	-	6	-	54	0	0%
International Military Sports Council	Other-CS	CISM	48	-	5	-	53	0	0%
South African Institute for Drug-Free Sport	NADO	SAIDS	35	-	18	-	53	0	0%
Africa Zone VI RADO	RADO	AFR-RADO-VI	9	-	42	-	51	0	0%
Anti-Doping Agency of Malaysia	NADO	ADAMAS	22	-	28	-	50	0	0%
Africa Zone II & III RADO	RADO	AFR-RADO-II-III	11	-	38	-	49	0	0%
International Hockey Federation	ASOIF	FIH	43	-	6	-	49	0	0%
Central Asia RADO	RADO	RADOCA-RADO	-	-	49	-	49	0	0%
Common Community Commission (Brussels)	NADO	COCOM	14	-	34	-	48	0	0%
Caribbean RADO	RADO	CAR-RADO	13	-	34	-	47	0	0%
Ecuador NADO	NADO	ECU-NADO	4	-	39	-	43	0	0%
Georgian Anti-Doping Agency	NADO	GEO-NADO	15	-	28	-	43	0	0%

Table 11: ESA Tests Conducted per Testing Authority (Urine) - continued

Testing Authority	TA Category	ADAMS Code	IC		OOC		Total Samples	Total AAFs	% AAF
			Samples	AAF	Samples	AAF			
World Karate Federation	ARISF	WKF	16	-	26	-	42	0	0%
Peru National Anti-Doping Commission	NADO	CONAD PERU	24	-	18	-	42	0	0%
Association of National Olympic Committees	Other-CS	ANOC	42	-	-	-	42	0	0%
Uruguay Anti-Doping	NADO	URU-NADO	34	1	7	1	41	2	5%
Anti-Doping Singapore	NADO	ADS	-	-	41	-	41	0	0%
World Underwater Federation	ARISF	CMAS	30	-	10	-	40	0	0%
Bermuda Sport Anti- Doping Authority	NADO	BSADA	13	-	26	-	39	0	0%
International Powerlifting Federation	AIMS	IPF	39	-	-	-	39	0	0%
World Baseball Softball Confederation	ARISF	WBSC	16	-	21	-	37	0	0%
Central American RADO	RADO	RADO-CAM	12	-	25	-	37	0	0%
South East Asia RADO	RADO	SE-ASIA-RADO	-	-	37	-	37	0	0%
West Asia RADO	RADO	W-ASIA-RADO	1	-	35	-	36	0	0%
World Skate	ARISF	WSK	27	-	9	-	36	0	0%
Comité d'Organisation des Jeux Africains	OTHER	COJA	35	-	-	-	35	0	0%
Trinidad and Tobago Olympic Committee	NADO	TTOC	16	-	19	-	35	0	0%
Anti-Doping Commission of Malta	NADO	MLT-NADO	15	-	19	-	34	0	0%
International Federation of Sport Climbing	ARISF	IFSC	15	-	19	-	34	0	0%
International Sambo Federation	ARISF	FIAS	25	-	8	-	33	0	0%
Eastern Europe RADO	RADO	E-EUR-RADO	-	-	33	-	33	0	0%
South American RADO	RADO	RADO-SAM	-	-	31	-	31	0	0%
International Association for Development of Apnea	Other	AIDA	30	-	-	-	30	0	0%
Armenian National Anti-Doping Organization	NADO	ARM-NADO	16	-	13	-	29	0	0%
Bahamas Anti-Doping Commission	NADO	BADC	27	-	2	-	29	0	0%
Gulf States and Yemen RADO	RADO	GSY-RADO	-	-	29	-	29	0	0%
Ju-Jitsu International Federation	AIMS	JJIF	25	-	3	-	28	0	0%
Anti-Doping Paraguay	NADO	PAR-NADO	28	-	-	-	28	0	0%
National Anti-Doping Agency of Tunisia	NADO	ANAD	6	-	22	-	28	0	0%
I.R Iran National Anti-Doping Organization	NADO	IRI-NADO	13	-	13	-	26	0	0%
International Equestrian Federation	ASOIF	FEI	16	-	10	-	26	0	0%
International Table Tennis Federation	ASOIF	ITTF	16	-	9	-	25	0	0%
International Blind Sport Association	Other-CS	IBSA	22	-	2	-	24	0	0%
International Fencing Federation	ASOIF	FIE	3	-	20	-	23	0	0%
Comité International des Jeux des îles de l'Océan Indien	Other	CIJ	23	-	-	-	23	0	0%
Venezuela NADO	NADO	VEN-NADO	18	1	3	-	21	1	4.8%
International Ski Mountaineering Federation	ARISF	ISMF	12	-	9	-	21	0	0%
National Anti-Doping agency of Uzbekistan	NADO	UZNADA	-	-	20	-	20	0	0%
Six Nations Rugby Limited	Other	GBR-SNRL	20	-	-	-	20	0	0%
Lithuanian Anti-Doping Agency	NADO	LTU-NADO	-	-	20	-	20	0	0%
International Federation of Muaythai Associations	ARISF	IFMA	15	-	5	-	20	0	0%
Israeli NADO	NADO	ISR-NADO	10	-	9	-	19	0	0%
United Arab Emirates National Anti-doping Committee	NADO	UAE-NADO	15	-	4	-	19	0	0%
National Antidoping Agency of the Republic of Moldova	NADO	NADO Moldova	5	-	14	-	19	0	0%
National Olympic Committee of Iraq	NADO	NOC-IRAQ	12	-	7	-	19	0	0%
Morocco National Olympic Committee	NADO	CNOM	9	1	10	-	19	1	5.3%
Indian Ocean RADO	RADO	IND-OCE-RADO	3	-	15	-	18	0	0%
Bahrain Anti-Doping Committee	NADO	BRN-NADO	8	-	8	-	16	0	0%
World Association of Kickboxing Organizations	ARISF	WAKO	2	-	14	-	16	0	0%
International Orienteering Federation	ARISF	IOF	9	-	6	-	15	0	0%
South Asia RADO	RADO	S-ASIA-RADO	-	-	15	-	15	0	0%
Anti-Doping Agency of Panama	NADO	PAN-NADO	12	-	3	-	15	0	0%
Federacion Dominicana de Medicina del Deporte	NADO	FEDOMEDE	7	-	8	-	15	0	0%
South American Sports Organization	Other-CS	ODESUR	15	1	-	-	15	1	7%
International Surfing Association	ARISF	ISA	11	-	4	-	15	0	0%
National Olympic and Sports Association of Iceland	NADO	ISL-NADO	5	-	10	-	15	0	0%
World Mountain Running Association	Other	WMRA	14	-	-	-	14	0	0%
International Motorcycling Federation	ARISF	FIM	13	-	-	-	13	0	0%
International Bobsleigh and Skeleton Federation	AIOWF	IBSF	3	-	10	-	13	0	0%
International Modern Pentathlon Union	ASOIF	UIPM	7	-	5	-	12	0	0%

Table 11: ESA Tests Conducted per Testing Authority (Urine) - continued

Testing Authority	TA Category	ADAMS Code	Urine						
			IC		OOC		Total	Total	%
			Samples	AAF	Samples	AAF	Samples	AAF	AAF
Anti-Doping Organization of New Caledonia	Other	NCL-NADO	12	-	-	-	12	0	0%
International Federation of Bodybuilding and Fitness	AIMS	IFBB	9	-	2	-	11	0	0%
National Anti Doping Agency Belize	NADO	NADO Belize	11	1	-	-	11	1	9.1%
International Climbing and Mountaineering Federation	ARISF	UIAA	11	-	-	-	11	0	0%
Cyprus Anti-Doping Authority	NADO	CYADA	11	-	-	-	11	0	0%
NADO-DG Eupen - Belgium	NADO	NADO-DG Eupen	4	-	6	-	10	0	0%
Cameroon Anti-Doping Organisation	NADO	OCALUDS	10	-	-	-	10	0	0%
Democratic People's Republic of Korea Anti-Doping Commit	NADO	DPRKADC	2	-	8	-	10	0	0%
International Wheelchair Basketball Federation	Other-CS	IWBF	1	-	9	-	10	0	0%
Asian Athletics Association	Other	AAA	10	-	-	-	10	0	0%
World Squash Federation	ARISF	WSF	1	-	8	-	9	0	0%
International Waterski & Wakeboard Federation	ARISF	IWWF	8	-	1	-	9	0	0%
World Sailing	ASOIF	WS	-	-	9	-	9	0	0%
Andorra National Anti-Doping Commission	NADO	AGAD	-	-	9	-	9	0	0%
Liechtenstein Olympic Committee	NADO	LOC	-	-	8	-	8	0	0%
International Wushu Federation	ARISF	IWUF	8	-	-	-	8	0	0%
West Indies Cricket Board	Other	WICB	3	-	5	-	8	0	0%
Sports Bureau of Macao SAR Government	Other	MAC-NADO	8	-	-	-	8	0	0%
European Swimming League	Other	LEN	7	-	-	-	7	0	0%
International Federation of Bandy	ARISF	FIB	3	-	4	-	7	0	0%
International Racquetball Federation	ARISF	IRF	1	-	6	-	7	0	0%
CHN-Colleges or Schools in China	Other	CHN-COS	7	-	-	-	7	0	0%
International Committee of Mediterranean Games	Other-CS	ICMG	7	-	-	-	7	0	0%
World Paravolley	Other-CS	WPV	6	-	-	-	6	0	0%
Kuwait Anti-Doping Committee	NADO	KUW-NADO	6	-	-	-	6	0	0%
Vietnam Anti-Doping & Sports Medicine Agency	NADO	VADA	-	-	6	-	6	0	0%
CHN-Federation of University Sports of China	Other	CHN-FUS	-	-	6	-	6	0	0%
Sri Lanka Anti Doping Agency	NADO	SRI-NADO	5	-	1	-	6	0	0%
International Automobile Federation	ARISF	FIA	6	-	-	-	6	0	0%
International Cheer Union	ARISF	ICU	6	-	-	-	6	0	0%
World DanceSport Federation	ARISF	WDSF	6	-	-	-	6	0	0%
Algerian National Anti-Doping Organization	NADO	ALG-NADO	6	-	-	-	6	0	0%
European Judo Union	OTHER	EJU	6	-	-	-	6	0	0%
World Lacrosse	ARISF	WL	4	-	2	-	6	0	0%
Jordan Anti-doping Organization	NADO	JADO	1	-	4	-	5	0	0%
Anti-Doping Organization of New Caledonia	Other	OADNC	5	-	-	-	5	0	0%
Asian Swimming Federation	Other	AASF	6	-	-	-	6	0	0%
International Sumo Federation	ARISF	IFS-Sumo	2	-	3	-	5	0	0%
International Floorball Federation	ARISF	IFF	-	-	5	-	5	0	0%
International Dragon Boat Federation	AIMS	IDBF	2	-	2	-	4	0	0%
National Anti-Doping Commission of Barbados	NADO	NADC	4	-	-	-	4	0	0%
International Savate Federation	AIMS	FIS-Savate	2	-	2	-	4	0	0%
International Federation of Basque Pelota	ARISF	FIPV	3	-	-	-	3	0	0%
Chinese Taipei Athletics Association	OTHER	CTAA	3	-	-	-	3	0	0%
International Powerboating Federation	ARISF	UIM	2	-	1	-	3	0	0%
Bangladesh Cricket Board	Other	BAN-BCB	3	-	-	-	3	0	0%
Lembaga Anti-Doping Indonesia	NADO	LADI	3	-	-	-	3	0	0%
European Police Sport Union	Other	USPE	3	-	-	-	3	0	0%
International Korfbal Federation	ARISF	IKF	-	-	3	-	3	0	0%
International Netball Federation	ARISF	INF	2	-	-	-	2	0	0%
Others in China	Other	China-Others	2	-	-	-	2	0	0%
World Archery Federation	ASOIF	WA	-	-	2	-	2	0	0%
World Flying Disc Federation	ARISF	WDFDF	2	-	-	-	2	0	0%
Judo Union of Asia	Other	JUA	2	-	-	-	2	0	0%
Global Association of International Sports Federations	Other-CS	GAISF	2	-	-	-	2	0	0%
International Sports Federation for Athletes with an Intellectual Disability	Other-CS	INAS	2	-	-	-	2	0	0%
International Wheelchair and Amputee Sports Federation	Other-CS	IWAS	1	-	-	-	1	0	0%
International Natural Bodybuilding Association	Other	INBA	-	-	1	-	1	0	0%

Table 11: ESA Tests Conducted per Testing Authority (Urine) - continued

Testing Authority		ADAMS Code	Urine						
			IC Samples	IC AAF	OOC Samples	OOC AAF	Total Samples	Total AAFs	% AAF
International Federation of Cerebral Palsy Football	Other-CS	IFCPF	-	-	1	-	1	0	0%
Asian Rowing Federation	Other	ARF	1	-	-	-	1	0	0%
International Kendo Federation	AIMS	FIK	-	-	1	-	1	0	0%
Lebanese Olympic Committee/Anti-Doping Commission	NADO	LIB-OC	1	-	-	-	1	0	0%
International Wheelchair Rugby Federation	Other-CS	IWRF	1	-	-	-	1	0	0%
Tug of War International Federation	ARISF	TWIF	-	-	1	-	1	0	0%
International Luge Federation	AIOWF	FIL	-	-	1	-	1	0	0%
Aruba National Anti-Doping Organization	NADO	ARU-NADO	1	-	-	-	1	0	0%
International Life Saving Federation	ARISF	ILSF	-	-	1	-	1	0	0%
International Shooting Sport Federation	ASOIF	ISSF	1	-	-	-	1	0	0%
Totals			23002	52	28927	26	51,929	78	0.15%

Table 12: ESA Tests Conducted per Testing Authority (Blood)

Testing Authority	TA Category	ADAMS Code	IC		OOC		Total	Total	%
			Samples	AAF	Samples	AAF	Samples	AAFs	AAF
International Cycling Union	ASOIF	UCI	344	1	117	-	461	1	0.2%
China Anti-Doping Agency	NADO	CHINADA	95	-	256	2	351	2	0.6%
Brasilian Authority on Anti-Doping Control	NADO	ABCD	98	-	190	-	288	0	0%
International Swimming Federation	ASOIF	FINA	95	-	130	-	225	0	0%
German National Anti-Doping Agency	NADO	NADA	59	-	136	-	195	0	0%
Spain National Anti-Doping Agency	NADO	ESP-NADO	116	-	62	1	178	1	0.6%
French Anti-Doping Agency	NADO	AFLD-NADO	105	1	64	1	169	2	1.2%
Colombian NADO	NADO	COL-NADO	53	3	113	2	166	5	3.0%
Doping Authority Netherlands	NADO	DAN	-	-	166	-	166	0	0%
International Tennis Federation	ASOIF	ITF	54	-	74	-	128	0	0%
Russian National Anti-Doping Organization	NADO	RUSADA	31	-	84	-	115	0	0%
International Biathlon Union	AIOWF	IBU	43	-	69	-	112	0	0%
Japan Anti-Doping Agency	NADO	JADA	10	-	92	-	102	0	0%
South East Asian Games Federation	Other	SEAGF	88	-	-	-	88	0	0%
Pan American Sports Organization	Other-CS	PASO	33	-	52	-	85	0	0%
International Triathlon Union	ASOIF	ITU	41	-	25	-	66	0	0%
World Athletics - Athletics Integrity Unit	ASOIF	World Athletics - AIU	4	-	53	-	57	0	0%
International Skating Union	AIOWF	ISU	55	-	1	-	56	0	0%
International Ski Federation	AIOWF	FIS	5	-	47	-	52	0	0%
Sport Ireland	NADO	SI	-	-	45	-	45	0	0%
Canadian Centre for Ethics in Sport	NADO	CCES	1	-	44	-	45	0	0%
Luxembourg NADO	NADO	ALAD	-	-	42	-	42	0	0%
Italian National Anti-Doping Agency	NADO	NADO ITALIA	28	1	13	1	41	2	4.9%
Romanian National Anti-Doping Agency	NADO	ANAD-Romania	-	-	40	-	40	0	0%
CHN-National Federations in China	Other	CHN-NF	1	-	36	-	37	0	0%
South American Football Confederation	OTHER	CONMEBOL	-	-	36	-	36	0	0%
Swedish Sports Confederation	NADO	RF	-	-	34	-	34	0	0%
World Triathlon Corporation	Other-CS	IRONMAN	-	-	33	1	33	1	3.0%
UK Anti-Doping	NADO	UKAD	-	-	27	-	27	0	0%
International Ice Hockey Federation	AIOWF	IIHF	5	-	19	-	24	0	0%
World Rugby	ASOIF	World Rugby	-	-	22	-	22	0	0%
International Federation of Football Associations	ASOIF	FIFA	1	-	20	-	21	0	0%
Antidoping Switzerland	NADO	ADCH	2	-	19	-	21	0	0%
National Anti Doping Agency -India	NADO	IND-NADO	18	-	-	-	18	0	0%
Anti-Doping Norway	NADO	ADNO	-	-	16	-	16	0	0%
CHN-Provincial Sports Bureau in China	Other	CHN-PSB	-	-	15	-	15	0	0%
Turkish Anti Doping Commission	NADO	TADC	3	-	12	-	15	0	0%
Qatar Antidoping Commission	NADO	QADC	8	-	7	-	15	0	0%
Nippon Professional Baseball	Other	JPN-NPB	12	-	-	-	12	0	0%
Finnish Center for Integrity in Sports	NADO	FINCIS	-	-	11	-	11	0	0%
South African Institute for Drug-Free Sport	NADO	SAIDS	10	-	1	-	11	0	0%
Estonian Anti-Doping Agency	NADO	EADA	-	-	10	-	10	0	0%
CHN-Federation of University Sports of China	Other	CHN-FUS	-	-	10	-	10	0	0%
Guatemala NADO	NADO	GUA-OAD	-	-	10	-	10	0	0%
US Anti-Doping Agency	NADO	USADA	1	-	8	-	9	0	0%
National Antidoping Agency of the Republic of Moldova	NADO	NADO Moldova	3	-	6	-	9	0	0%
Asian Football Confederation	OTHER	AFC	8	-	-	-	8	0	0%
European Athletics Association	OTHER	EA	-	-	7	-	7	0	0%
Australian Sports Anti-Doping Authority	NADO	ASADA	-	-	6	-	6	0	0%
National Anti-Doping Agency Austria GmbH	NADO	NADA Austria	-	-	6	-	6	0	0%
International Paralympic Committee	Other-CS	IPC	-	-	6	-	6	0	0%
International Weightlifting Federation	ASOIF	IWF	-	-	4	-	4	0	0%
International Canoe Federation	ASOIF	ICF	-	-	4	-	4	0	0%
Azerbaijan National Anti-Doping Agency	NADO	AMADA	-	-	4	-	4	0	0%
Badminton World Federation	ASOIF	BWF	-	-	3	-	3	0	0%
International Korfball Federation	ARISF	IKF	-	-	3	-	3	0	0%
Anti-Doping Agency of Kenya	NADO	ADAK	-	-	3	-	3	0	0%
Sri Lanka Anti Doping Agency	NADO	SRI-NADO	2	-	-	-	2	0	0%

Table 12: ESA Tests Conducted per Testing Authority (Blood) - continued

Testing Authority	TA Category	ADAMS Code	Blood						
			IC Samples	IC AAF	OOB Samples	OOB AAF	Total Samples	Total AAFs	% AAF
Slovenian Antidoping Organization	NADO	SLOADO	-	-	2	-	2	0	0%
South East Asia RADO	RADO	SE-ASIA-RADO	-	-	1	-	1	0	0%
Anti-Doping Bureau of Latvia	NADO	LAT-NADO	-	-	1	-	1	0	0%
Anti-Doping Denmark	NADO	ADD	-	-	1	-	1	0	0%
Liechtenstein Olympic Committee	NADO	LOC	-	-	1	-	1	0	0%
International Netball Federation	ARISF	INF	1	-	-	-	1	0	0%
Polish Anti-Doping Agency	NADO	POLADA	-	-	1	-	1	0	0%
International Volleyball Federation	ASOIF	FIVB	-	-	1	-	1	0	0%
Lithuanian Anti-Doping Agency	NADO	LTU-NADO	-	-	1	-	1	0	0%
Slovak Anti-Doping Agency	NADO	SADA	-	-	1	-	1	0	0%
Anti-Doping Singapore	NADO	ADS	-	-	1	-	1	0	0%
Totals			1433	6	2324	8	3,757	14	0.4%

Table 13: GHRF (GHS/GHRP) Tests Conducted per Testing Authority (Urine)

Testing Authority	TA Category	ADAMS Code	IC		Urine		Total Samples	Total AAFs	% AAF
			Samples	AAF	OOC Samples	AAF			
US Anti-Doping Agency	NADO	USADA	3168	-	7367	3	10535	3	0.03%
International Tennis Federation	ASOIF	ITF	3635	1	950	-	4585	1	0.02%
Canadian Centre for Ethics in Sport	NADO	CCES	1197	-	2130	1	3327	1	0.0%
German National Anti-Doping Agency	NADO	NADA	1131	1	1747	-	2878	1	0.0%
International Swimming Federation	ASOIF	FINA	292	-	1723	-	2015	0	0%
International Weightlifting Federation	ASOIF	IWF	1186	-	702	-	1888	0	0%
International Cycling Union	ASOIF	UCI	872	-	833	-	1705	0	0%
UK Anti-Doping	NADO	UKAD	156	-	1525	-	1681	0	0%
Pan American Sports Organization	Other-CS	PASO	1105	-	501	-	1606	0	0%
French Anti-Doping Agency	NADO	AFLD-NADO	510	-	902	-	1412	0	0%
China Anti-Doping Agency	NADO	CHINADA	414	-	885	-	1299	0	0%
Brasilian Authority on Anti-Doping Control	NADO	ABCD	1027	-	201	-	1228	0	0%
Russian National Anti-Doping Organization	NADO	RUSADA	440	2	765	-	1205	2	0.2%
International Paralympic Committee	Other-CS	IPC	438	-	471	-	909	0	0%
Italian National Anti-Doping Agency	NADO	NADO ITALIA	466	-	441	-	907	0	0%
Doping Authority Netherlands	NADO	DAN	337	-	437	-	774	0	0%
World Rugby	ASOIF	World Rugby	259	-	435	-	694	0	0%
Australian Sports Anti-Doping Authority	NADO	ASADA	107	-	587	-	694	0	0%
Romanian National Anti-Doping Agency	NADO	ANAD-Romania	110	-	557	-	667	0	0%
Japan Anti-Doping Agency	NADO	JADA	349	-	294	-	643	0	0%
Korea Anti-Doping Agency	NADO	KADA	346	-	294	-	640	0	0%
National Anti Doping Agency -India	NADO	IND-NADO	348	3	284	1	632	4	0.6%
Spain National Anti-Doping Agency	NADO	ESP-NADO	369	-	168	-	537	0	0%
Antidoping Switzerland	NADO	ADCH	145	-	375	-	520	0	0%
Polish Anti-Doping Agency	NADO	POLADA	77	-	422	-	499	0	0%
World Athletics - Athletics Integrity Unit	ASOIF	World Athletics - AIU	174	1	302	1	476	2	0.4%
Kazakhstan National Anti-Doping Centre	NADO	KAZ-NADO	116	-	313	-	429	0	0%
International Ski Federation	AIOWF	FIS	134	-	291	-	425	0	0%
Jamaica Anti-Doping Commission	NADO	JADCO	140	-	270	-	410	0	0%
International Biathlon Union	AIOWF	IBU	89	-	314	-	403	0	0%
Mexican National Anti-Doping Committee	NADO	MEX-NADO	120	-	276	-	396	0	0%
International Volleyball Federation	ASOIF	FIVB	243	-	112	-	355	0	0%
International Ice Hockey Federation	AIOWF	IIHF	309	-	46	-	355	0	0%
CHN-National Federations in China	OTHER	CHN-NF	98	-	254	-	352	0	0%
Finnish Center for Integrity in Sports	NADO	FINCIS	101	-	245	-	346	0	0%
World Triathlon Corporation	Other-CS	IRONMAN	106	-	221	-	327	0	0%
International Triathlon Union	ASOIF	ITU	290	-	16	-	306	0	0%
Sport Ireland	NADO	SI	9	-	282	-	291	0	0%
National Anti-doping Center of Ukraine	NADO	NADC Ukraine	147	-	133	-	280	0	0%
Saudi Arabian Antidoping Committee	NADO	KSA-NADO	148	-	128	-	276	0	0%
South American Football Confederation	OTHER	CONMEBOL	187	-	71	-	258	0	0%
National Anti-Doping Agency Austria GmbH	NADO	NADA Austria	45	-	203	-	248	0	0%
International Federation of Football Associations	ASOIF	FIFA	31	-	208	-	239	0	0%
Swedish Sports Confederation	NADO	RF	81	-	157	-	238	0	0%
Qatar Antidoping Commission	NADO	QADC	15	-	200	2	215	2	0.9%
Azerbaijan National Anti-Doping Agency	NADO	AMADA	90	-	124	-	214	0	0%
Badminton World Federation	ASOIF	BWF	19	-	181	-	200	0	0%
Anti-Doping Denmark	NADO	ADD	60	-	138	-	198	0	0%
Czech Anti-Doping Committee	NADO	CADC	137	-	58	-	195	0	0%
Doping Control Agency of Thailand	NADO	DCAT	98	-	95	-	193	0	0%
Belarus National Anti-Doping Agency	NADO	BNADA	92	-	96	-	188	0	0%
Guatemala NADO	NADO	GUA-OAD	146	4	29	-	175	4	2.3%
Egyptian National Anti-doping Organization	NADO	EGY-NADO	35	-	139	-	174	0	0%
NADO Flanders	NADO	NADOF	104	-	70	-	174	0	0%
World Anti-Doping Agency	Other-CS	WADA-AMA	70	-	104	1	174	1	0.6%
United World Wrestling	ASOIF	UWW	87	-	84	-	171	0	0%
European Olympic Committees	Other-CS	EOC	81	-	88	-	169	0	0%
Anti-Doping Norway	NADO	ADNO	34	-	134	-	168	0	0%
Bahamas Anti-Doping Commission	NADO	BADC	46	-	113	-	159	0	0%

Table 13: GHRF (GHS/GHRP) Tests Conducted per Testing Authority (Urine) - continued

Testing Authority	TA Category	ADAMS Code	IC		OOC		Total Samples	Total AAFs	% AAF
			Samples	AAF	Samples	AAF			
French Community of Belgium NADO	NADO	BEL-CFWB	88	-	62	-	150	0	0%
Colombian NADO	NADO	COL-NADO	56	-	91	-	147	0	0%
International Judo Federation	ASOIF	IJF	92	-	55	-	147	0	0%
Argentina National Anti-Doping Agency	NADO	ARG-CNAD	103	-	41	-	144	0	0%
Anti-Doping Bureau of Latvia	NADO	LAT-NADO	48	1	91	-	139	1	0.7%
International Skating Union	AIOWF	ISU	89	-	40	-	129	0	0%
International Cricket Council	ARISF	ICC	8	-	111	-	119	0	0%
Anti-Doping Commission, Chinese Taipei Olympic Committ	NADO	CTADA	97	-	19	-	116	0	0%
International Basketball Federation	ASOIF	FIBA	14	-	101	-	115	0	0%
Oceania RADO	RADO	O-RADO	43	-	68	-	111	0	0%
Turkish Anti Doping Commission	NADO	TADC	27	-	82	-	109	0	0%
International Bobsleigh and Skeleton Federation	AIOWF	IBSF	73	-	36	-	109	0	0%
Africa Zone I RADO	RADO	AFR-RADO-I	40	-	68	-	108	0	0%
International Fencing Federation	ASOIF	FIE	81	-	22	-	103	0	0%
World Taekwondo	ASOIF	WT	71	-	32	-	103	0	0%
International Gymnastics Federation	ASOIF	FIG	47	-	46	-	93	0	0%
Cuban National Anti-Doping Agency	NADO	CUB-NADO	32	-	59	-	91	0	0%
Chilean National Anti-Doping Commission	NADO	CHI-NADO	50	-	37	-	87	0	0%
Caribbean RADO	RADO	CAR-RADO	24	-	63	-	87	0	0%
Hungarian Anti-Doping Agency	NADO	HUNADO	32	-	51	-	83	0	0%
International Rowing Federation	ASOIF	FISA	25	-	57	-	82	0	0%
International Handball Federation	ASOIF	IHF	22	-	59	-	81	0	0%
Bulgarian Anti-doping Center	NADO	BUL-NADO	11	-	69	-	80	0	0%
International Powerlifting Federation	AIMS	IPF	55	1	23	-	78	1	1.3%
Croatian Institute of Public Health	NADO	CIPH	43	-	34	-	77	0	0%
Nigerian National Anti-Doping Committee	NADO	NGR-NADO	27	-	50	-	77	0	0%
Drug Free Sport New Zealand	NADO	DFSNZ	4	-	73	-	77	0	0%
Ethiopian Anti doping Organization	NADO	ETH-NADO	26	-	50	-	76	0	0%
Anti-Doping Agency of Kenya	NADO	ADAK	30	-	42	-	72	0	0%
South East Asian Games Federation	OTHER	SEAGF	70	-	1	-	71	0	0%
Israeli NADO	NADO	ISR-NADO	28	-	43	-	71	0	0%
Monaco Anti-Doping Committee	NADO	CMA Monaco	15	1	54	-	69	1	1.4%
Slovak Anti-Doping Agency	NADO	SADA	44	-	25	-	69	0	0%
Peru National Anti-Doping Commission	NADO	CONAD PERU	32	-	34	-	66	0	0%
International Hockey Federation	ASOIF	FIH	55	-	10	-	65	0	0%
Costa Rica NADO	NADO	CRC-NADO	51	-	8	-	59	0	0%
Estonian Anti-Doping Agency	NADO	EADA	22	1	35	-	57	1	1.8%
Hong Kong Anti-Doping Committee	NADO	HKG-ADC	4	-	53	-	57	0	0%
International Luge Federation	AIOWF	FIL	41	-	14	-	55	0	0%
International Boxing Association	ASOIF	AIBA	15	-	38	-	53	0	0%
IWF Masters committee	OTHER	IWF-Master	52	-	-	-	52	0	0%
International Surfing Association	ARISF	ISA	46	-	6	-	52	0	0%
World Baseball Softball Confederation	ARISF	WBSC	30	-	21	-	51	0	0%
Agency for Anti-Doping Control of Bosnia and Herzegovina	NADO	BiH-NADO	25	-	26	-	51	0	0%
International University Sport Federation	Other-CS	FISU	47	-	3	-	50	0	0%
Central Asia RADO	RADO	RADOCA-RADO	-	-	49	-	49	0	0%
World Karate Federation	ARISF	WKF	23	-	26	-	49	0	0%
Association of National Olympic Committees	Other-CS	ANOC	48	-	-	-	48	0	0%
Common Community Commission (Brussels)	NADO	COCOM	8	-	39	-	47	0	0%
Bermuda Sport Anti- Doping Authority	NADO	BSADA	20	-	27	-	47	0	0%
Slovenian Antidoping Organization	NADO	SLOADO	25	-	21	-	46	0	0%
Anti-Doping Agency of Serbia	NADO	ADAS	15	-	31	-	46	0	0%
International Federation of Bodybuilding and Fitness	AIMS	IFBB	32	-	13	-	45	0	0%
Venezuelan Professional Baseball League	OTHER	VEN-ProBB	40	-	2	-	42	0	0%
National Anti-Doping agency of Uzbekistan	NADO	UZNADA	2	-	40	-	42	0	0%
South East Asia RADO	RADO	SE-ASIA-RADO	-	-	40	-	40	0	0%
Africa Zone II & III RADO	RADO	AFR-RADO-II-III	-	-	39	-	39	0	0%
International Table Tennis Federation	ASOIF	ITTF	21	-	17	-	38	0	0%

Table 13: GHRF (GHS/GHRP) Tests Conducted per Testing Authority (Urine) - continued

Testing Authority	TA Category	ADAMS Code	IC		OOC		Total	Total	%
			Samples	AAF	Samples	AAF	Samples	AAFs	AAF
World Curling Federation	AIOWF	WCF	17	-	20	-	37	0	0%
Uruguay Anti-Doping	NADO	URU-NADO	27	-	10	-	37	0	0%
Georgian Anti-Doping Agency	NADO	GEO-NADO	14	-	23	-	37	0	0%
West Asia RADO	RADO	W-ASIA-RADO	1	-	35	-	36	0	0%
Africa Zone VI RADO	RADO	AFR-RADO-VI	7	-	29	-	36	0	0%
World Skate	ARISF	WSK	25	-	10	-	35	0	0%
Anti-Doping Singapore	NADO	ADS	-	-	35	-	35	0	0%
Ju-Jitsu International Federation	AIMS	JJIF	28	-	6	-	34	0	0%
Luxembourg NADO	NADO	ALAD	-	-	34	-	34	0	0%
Armenian National Anti-Doping Organization	NADO	ARM-NADO	16	-	18	-	34	0	0%
Eastern Europe RADO	RADO	E-EUR-RADO	-	-	34	-	34	0	0%
Anti-Doping Agency of Malaysia	NADO	ADAMAS	6	-	27	-	33	0	0%
Comité d'Organisation des Jeux Africains	OTHER	COJA	31	-	-	-	31	0	0%
International Equestrian Federation	ASOIF	FEI	16	-	15	-	31	0	0%
International Canoe Federation	ASOIF	ICF	2	-	28	-	30	0	0%
National Anti-Doping Agency of Tunisia	NADO	ANAD	4	-	26	-	30	0	0%
World Archery Federation	ASOIF	WA	22	-	8	-	30	0	0%
Portugal Anti-Doping Agency	NADO	ADoP	-	-	30	-	30	0	0%
South American RADO	RADO	RADO-SAM	-	-	30	-	30	0	0%
Venezuela NADO	NADO	VEN-NADO	24	-	6	-	30	0	0%
Gulf States and Yemen RADO	RADO	GSY-RADO	-	-	30	-	30	0	0%
National Olympic and Sports Association of Iceland	NADO	ISL-NADO	10	-	19	-	29	0	0%
Ecuador NADO	NADO	ECU-NADO	1	-	27	-	28	0	0%
International Blind Sport Association	Other-CS	IBSA	26	-	2	-	28	0	0%
World Lacrosse	ARISF	WL	17	-	10	-	27	0	0%
Anti-Doping Commission of Malta	NADO	MLT-NADO	14	-	13	-	27	0	0%
International Sambo Federation	ARISF	FIAS	24	-	3	-	27	0	0%
Hellenic National Council for Combatting Doping	NADO	ESKAN	17	-	10	-	27	0	0%
International Federation of Sport Climbing	ARISF	IFSC	15	-	12	-	27	0	0%
Comité International des Jeux des îles de l'Océan Indien	OTHER	CIJ	26	-	-	-	26	0	0%
Africa Zone V RADO	RADO	AFR-RADO-V	6	-	18	-	24	0	0%
I.R Iran National Anti-Doping Organization	NADO	IRI-NADO	11	-	12	-	23	0	0%
National Olympic Committee of Iraq	NADO	NOC-IRAQ	14	-	9	-	23	0	0%
Indian Ocean RADO	RADO	IND-OCE-RADO	3	-	19	-	22	0	0%
World Underwater Federation	ARISF	CMAS	16	-	6	-	22	0	0%
National Antidoping Agency of the Republic of Moldova	NADO	NADO Moldova	6	-	16	-	22	0	0%
Central American RADO	RADO	RADO-CAM	3	-	18	-	21	0	0%
International Waterski & Wakeboard Federation	ARISF	IWWF	17	-	4	-	21	0	0%
Anti-Doping Paraguay	NADO	PAR-NADO	17	-	4	-	21	0	0%
International Military Sports Council	Other-CS	CISM	19	-	1	-	20	0	0%
International Federation of Muaythai Associations	ARISF	IFMA	14	-	5	-	19	0	0%
United Arab Emirates National Anti-doping Committee	NADO	UAE-NADO	15	-	4	-	19	0	0%
Cyprus Anti-Doping Authority	NADO	CYADA	18	-	-	-	18	0	0%
Trinidad and Tobago Olympic Committee	NADO	TTOC	9	-	8	-	17	0	0%
Basque Anti-Doping Agency	OTHER	ESP-Vasco	17	-	-	-	17	0	0%
South Asia RADO	RADO	S-ASIA-RADO	-	-	17	-	17	0	0%
Puerto Rico Anti-Doping Organization	NADO	PUR-NADO	-	-	16	-	16	0	0%
National Anti-Doping Commission of Barbados	NADO	NADC	15	-	-	-	15	0	0%
West Indies Cricket Board	OTHER	WICB	6	-	9	-	15	0	0%
International Ski Mountaineering Federation	ARISF	ISMF	8	-	7	-	15	0	0%
International Racquetball Federation	ARISF	IRF	1	-	13	-	14	0	0%
International Floorball Federation	ARISF	IFF	8	-	5	-	13	0	0%
Lithuanian Anti-Doping Agency	NADO	LTU-NADO	-	1	13	-	13	1	8%
Anti-Doping Agency of Panama	NADO	PAN-NADO	9	-	4	-	13	0	0%
Democratic People's Republic of Korea Anti-Doping Committee	NADO	DPRKADC	3	-	9	-	12	0	0%
Liechtenstein Olympic Committee	NADO	LOC	-	-	12	-	12	0	0%
Federacion Dominicana de Medicina del Deporte	NADO	FEDOMEDE	-	-	11	-	11	0	0%
International Wheelchair Basketball Federation	Other-CS	IWBF	1	-	9	-	10	0	0%

Table 13: GHRF (GHS/GHRP) Tests Conducted per Testing Authority (Urine) - continued

Testing Authority	TA Category	ADAMS Code	IC		OOC		Total Samples	Total AAFs	% AAF
			Samples	AAF	Samples	AAF			
World Squash Federation	ARISF	WSF	1	-	9	-	10	0	0%
South American Sports Organization	Other-CS	ODESUR	10	-	-	-	10	0	0%
World Association of Kickboxing Organizations	ARISF	WAKO	1	-	8	-	9	0	0%
International Federation of Bandy	ARISF	FIB	2	-	7	-	9	0	0%
South African Institute for Drug-Free Sport	NADO	SAIDS	3	-	6	-	9	0	0%
International Mixed Martial Arts Federation	OTHER	IMMAF	8	-	-	-	8	0	0%
Sri Lanka Anti Doping Agency	NADO	SRI-NADO	8	-	-	-	8	0	0%
Sports Bureau of Macao SAR Government	OTHER	MAC-NADO	8	-	-	-	8	0	0%
National Antidoping Organization of Albania	NADO	ALB-NADO	3	-	4	-	7	0	0%
World Sailing	ASOIF	WS	-	-	7	-	7	0	0%
Andorra National Anti-Doping Commission	NADO	AGAD	-	-	7	-	7	0	0%
Boccia International Sports Federation	Other-CS	BISFED	5	-	2	-	7	0	0%
European Judo Union	OTHER	EJU	6	-	-	-	6	0	0%
World DanceSport Federation	ARISF	WDSF	6	-	-	-	6	0	0%
International Cheer Union	ARISF	ICU	6	-	-	-	6	0	0%
Lembaga Anti-Doping Indonesia	NADO	LADI	6	-	-	-	6	0	0%
International Modern Pentathlon Union	ASOIF	UIPM	5	-	1	-	6	0	0%
International Wheelchair Rugby Federation	Other-CS	IWRF	5	-	-	-	5	0	0%
Vietnam Anti-Doping & Sports Medicine Agency	NADO	VADA	-	-	5	-	5	0	0%
World Paravolley	Other-CS	WPV	5	-	-	-	5	0	0%
World Bowling	ARISF	WB	5	-	-	-	5	0	0%
International Automobile Federation	ARISF	FIA	4	-	1	-	5	0	0%
International Orienteering Federation	ARISF	IOF	3	-	2	-	5	0	0%
Jordan Anti-doping Organization	NADO	JADO	-	-	5	-	5	0	0%
Cameroon Anti-Doping Organisation	NADO	OCALUDS	5	-	-	-	5	0	0%
International Sumo Federation	ARISF	IFS-Sumo	2	-	3	-	5	0	0%
International Dragon Boat Federation	AIMS	IDBF	2	-	2	-	4	0	0%
National Anti Doping Agency Belize	NADO	NADO Belize	4	-	-	-	4	0	0%
International Federation Icestocksport	ARISF	IFI	-	-	4	-	4	0	0%
NADO-DG Eupen - Belgium	NADO	NADO-DG Eupen	2	-	2	-	4	0	0%
Aruba National Anti-Doping Organization	NADO	ARU-NADO	4	-	-	-	4	0	0%
International Savate Federation	AIMS	FIS-Savate	2	-	2	-	4	0	0%
Algerian National Anti-Doping Organization	NADO	ALG-NADO	1	-	2	-	3	0	0%
Bangladesh Cricket Board	OTHER	BAN-BCB	2	-	1	-	3	0	0%
International Sports Federation for Athletes with an Intellectual Disability	Other-CS	INAS	3	-	-	-	3	0	0%
International Korfball Federation	ARISF	IKF	-	-	3	-	3	0	0%
International Wheelchair and Amputee Sports Federation	Other-CS	IWAS	3	-	-	-	3	0	0%
International Climbing and Mountaineering Federation	ARISF	UIAA	3	-	-	-	3	0	0%
European Police Sport Union	OTHER	USPE	3	-	-	-	3	0	0%
Tug of War International Federation	ARISF	TWIF	-	-	2	-	2	0	0%
Asian Swimming Federation	OTHER	AASF	2	-	-	-	2	0	0%
European Athletics Association	OTHER	EA	2	-	-	-	2	0	0%
International Netball Federation	ARISF	INF	1	-	1	-	2	0	0%
Bahrain Anti-Doping Committee	NADO	BRN-NADO	-	-	2	-	2	0	0%
World Air Sports Federation	ARISF	FAI	1	-	1	-	2	0	0%
Judo Union of Asia	OTHER	JUA	2	-	-	-	2	0	0%
World Flying Disc Federation	ARISF	WFDF	1	-	1	-	2	0	0%
Global Association of International Sports Federations	Other-CS	GAISF	2	-	-	-	2	0	0%
CHN-Federation of University Sports of China	OTHER	CHN-FUS	-	-	2	-	2	0	0%
Swiss Powerlifting	OTHER	SUI-PWL	1	-	-	-	1	0	0%
International Natural Bodybuilding Association	OTHER	INBA	-	-	1	-	1	0	0%
European Swimming League	OTHER	LEN	1	-	-	-	1	0	0%
Lebanese Olympic Committee/Anti-Doping Commission	NADO	LIB-OC	1	-	-	-	1	0	0%
International Life Saving Federation	ARISF	ILSF	-	-	1	-	1	0	0%
International Kendo Federation	AIMS	FIK	-	-	1	-	1	0	0%
International Federation of Basque Pelota	ARISF	FIPV	1	-	-	-	1	0	0%
African Football Confederation	OTHER	CAF	1	-	-	-	1	0	0%
Asian Rowing Federation	OTHER	ARF	1	-	-	-	1	0	0%
International Federation of Cerebral Palsy Football	Other-CS	IFCPF	-	-	1	-	1	0	0%
Totals			25,114	17	33,733	9	58,847	26	0.04%

Table 14: GHRF (GHRH) Tests Conducted per Testing Authority (Urine)

Testing Authority	TA Category	ADAMS Code	IC		OOC		Total Samples	Total AAFs	% AAF
			Samples	AAF	Samples	AAF			
US Anti-Doping Agency	NADO	USADA	1733	-	3413	-	5146	0	0%
German National Anti-Doping Agency	NADO	NADA	94	-	714	-	808	0	0%
World Rugby	ASOIF	World Rugby	215	-	340	-	555	0	0%
World Triathlon Corporation	Other-CS	IRONMAN	82	-	190	-	272	0	0%
Turkish Anti Doping Commission	NADO	TADC	25	-	210	-	235	0	0%
International Swimming Federation	ASOIF	FINA	140	-	42	-	182	0	0%
International Weightlifting Federation	ASOIF	IWF	114	-	37	-	151	0	0%
Colombian NADO	NADO	COL-NADO	56	-	91	-	147	0	0%
Oceania RADO	RADO	O-RADO	-	-	68	-	68	0	0%
Israeli NADO	NADO	ISR-NADO	24	-	36	-	60	0	0%
International Cricket Council	ARISF	ICC	-	-	54	-	54	0	0%
World Athletics - Athletics Integrity Unit	ASOIF	World Athletics - AIU	16	-	15	-	31	0	0%
UK Anti-Doping	NADO	UKAD	-	-	29	-	29	0	0%
International Cycling Union	ASOIF	UCI	8	-	21	-	29	0	0%
Luxembourg NADO	NADO	ALAD	-	-	29	-	29	0	0%
International Biathlon Union	AIOWF	IBU	12	-	15	-	27	0	0%
World Anti-Doping Agency	Other-CS	WADA-AMA	-	-	22	-	22	0	0%
United World Wrestling	ASOIF	UWW	20	-	-	-	20	0	0%
International Triathlon Union	ASOIF	ITU	18	-	-	-	18	0	0%
Trinidad and Tobago Olympic Committee	NADO	TTOC	9	-	8	-	17	0	0%
International Skating Union	AIOWF	ISU	15	-	1	-	16	0	0%
International Powerlifting Federation	AIMS	IPF	-	-	16	-	16	0	0%
International Paralympic Committee	Other-CS	IPC	6	-	9	-	15	0	0%
International Bobsleigh and Skeleton Federation	AIOWF	IBSF	4	-	9	-	13	0	0%
West Asia RADO	RADO	W-ASIA-RADO	-	-	12	-	12	0	0%
Bermuda Sport Anti- Doping Authority	NADO	BSADA	-	-	10	-	10	0	0%
International Ski Federation	AIOWF	FIS	-	-	10	-	10	0	0%
International Rowing Federation	ASOIF	FISA	-	-	10	-	10	0	0%
International Fencing Federation	ASOIF	FIE	9	-	-	-	9	0	0%
Mexican National Anti-Doping Committee	NADO	MEX-NADO	8	-	-	-	8	0	0%
Brasilian Authority on Anti-Doping Control	NADO	ABCD	7	-	-	-	7	0	0%
International Gymnastics Federation	ASOIF	FIG	5	-	2	-	7	0	0%
World Taekwondo	ASOIF	WT	6	-	-	-	6	0	0%
International Cheer Union	ARISF	ICU	6	-	-	-	6	0	0%
Australian Sports Anti-Doping Authority	NADO	ASADA	-	-	5	-	5	0	0%
Doping Authority Netherlands	NADO	DAN	-	-	5	-	5	0	0%
World Lacrosse	ARISF	WL	-	-	5	-	5	0	0%
Drug Free Sport New Zealand	NADO	DFSNZ	-	-	5	-	5	0	0%
World Skate	ARISF	WSK	3	-	2	-	5	0	0%
International Handball Federation	ASOIF	IHF	-	-	5	-	5	0	0%
China Anti-Doping Agency	NADO	CHINADA	-	-	5	-	5	0	0%
International Equestrian Federation	ASOIF	FEI	4	-	1	-	5	0	0%
Russian National Anti-Doping Organization	NADO	RUSADA	-	-	4	-	4	0	0%
South African Institute for Drug-Free Sport	NADO	SAIDS	-	-	3	-	3	0	0%
Anti-Doping Denmark	NADO	ADD	-	-	3	-	3	0	0%
International Federation of Sport Climbing	ARISF	IFSC	2	-	1	-	3	0	0%
International Korfball Federation	ARISF	IKF	-	-	3	-	3	0	0%
Antidoping Switzerland	NADO	ADCH	-	-	2	-	2	0	0%
International Racquetball Federation	ARISF	IRF	-	-	2	-	2	0	0%
International Judo Federation	ASOIF	IJF	-	-	2	-	2	0	0%
Japan Anti-Doping Agency	NADO	JADA	1	-	1	-	2	0	0%
Qatar Antidoping Commission	NADO	QADC	-	-	2	-	2	0	0%
Jordan Anti-doping Organization	NADO	JADO	-	-	2	-	2	0	0%
International Blind Sport Association	Other-CS	IBSA	2	-	-	-	2	0	0%
National Anti-Doping Agency Austria GmbH	NADO	NADA Austria	-	-	2	-	2	0	0%

Table 14: GHRF (GHRH) Tests Conducted per Testing Authority (Urine) - continued

Testing Authority	TA Category	ADAMS Code	Urine						
			IC Samples	IC AAF	OOB Samples	OOB AAF	Total Samples	Total AAFs	% AAF
International Hockey Federation	ASOIF	FIH	2	-	-	-	2	0	0%
National Olympic Committee of Iraq	NADO	NOC-IRAQ	1	-	1	-	2	0	0%
World Underwater Federation	ARISF	CMAS	2	-	-	-	2	0	0%
French Anti-Doping Agency	NADO	AFLD-NADO	-	-	2	-	2	0	0%
World Squash Federation	ARISF	WSF	1	-	1	-	2	0	0%
World Archery Federation	ASOIF	WA	-	-	1	-	1	0	0%
International Wheelchair Rugby Federation	Other-CS	IWRF	1	-	-	-	1	0	0%
International Canoe Federation	ASOIF	ICF	-	-	1	-	1	0	0%
International Waterski & Wakeboard Federation	ARISF	IWWF	-	-	1	-	1	0	0%
International Luge Federation	AIOWF	FIL	-	-	1	-	1	0	0%
International Boxing Association	ASOIF	AIBA	-	-	1	-	1	0	0%
Monaco Anti-Doping Committee	NADO	CMA Monaco	-	-	1	-	1	0	0%
Romanian National Anti-Doping Agency	NADO	ANAD-Romania	-	-	1	-	1	0	0%
Finnish Center for Integrity in Sports	NADO	FINCIS	-	-	1	-	1	0	0%
Anti-Doping Norway	NADO	ADNO	1	-	-	-	1	0	0%
International Table Tennis Federation	ASOIF	ITTF	-	-	1	-	1	0	0%
International Orienteering Federation	ARISF	IOF	1	-	-	-	1	0	0%
International Sambo Federation	ARISF	FIAS	1	-	-	-	1	0	0%
Hungarian Anti-Doping Agency	NADO	HUNADO	1	-	-	-	1	0	0%
Sport Ireland	NADO	SI	-	-	1	-	1	0	0%
Badminton World Federation	ASOIF	BWF	-	-	1	-	1	0	0%
Totals			2655	0	5488	0	8,143	0	0%

Table 15: GnRH Tests Conducted per Testing Authority (Urine)

Testing Authority	TA Category	ADAMS Code	Urine						
			IC Samples	IC AAF	OOC Samples	OOC AAF	Total Samples	Total AAFs	% AAF
US Anti-Doping Agency	NADO	USADA	1883	-	4483	-	6366	0	0%
International Tennis Federation	ASOIF	ITF	3635	-	949	-	4584	0	0%
Canadian Centre for Ethics in Sport	NADO	CCES	1197	-	2130	-	3327	0	0%
German National Anti-Doping Agency	NADO	NADA	1152	-	2067	-	3219	0	0%
International Weightlifting Federation	ASOIF	IWF	1179	-	708	-	1887	0	0%
UK Anti-Doping	NADO	UKAD	148	-	1519	-	1667	0	0%
Pan American Sports Organization	Other-CS	PASO	1105	-	501	-	1606	0	0%
International Swimming Federation	ASOIF	FINA	68	-	1536	-	1604	0	0%
International Cycling Union	ASOIF	UCI	764	-	831	-	1595	0	0%
French Anti-Doping Agency	NADO	AFLD-NADO	510	-	902	-	1412	0	0%
China Anti-Doping Agency	NADO	CHINADA	393	-	865	-	1258	0	0%
Braslian Authority on Anti-Doping Control	NADO	ABCD	1020	-	199	-	1219	0	0%
International Paralympic Committee	Other-CS	IPC	421	-	462	-	883	0	0%
Australian Sports Anti-Doping Authority	NADO	ASADA	107	-	582	-	689	0	0%
World Rugby	ASOIF	World Rugby	260	-	371	-	631	0	0%
Romanian National Anti-Doping Agency	NADO	ANAD-Romania	74	-	456	-	530	0	0%
Antidoping Switzerland	NADO	ADCH	145	-	376	-	521	0	0%
Spain National Anti-Doping Agency	NADO	ESP-NADO	304	-	141	-	445	0	0%
Russian National Anti-Doping Organization	NADO	RUSADA	112	-	321	-	433	0	0%
Kazakhstan National Anti-Doping Centre	NADO	KAZ-NADO	116	-	313	-	429	0	0%
Jamaica Anti-Doping Commission	NADO	JADCO	140	-	270	-	410	0	0%
Doping Authority Netherlands	NADO	DAN	164	-	197	-	361	0	0%
World Athletics - Athletics Integrity Unit	ASOIF	World Athletics - A	67	-	284	-	351	0	0%
Finnish Center for Integrity in Sports	NADO	FINCIS	101	-	242	-	343	0	0%
CHN-National Federations in China	Other	CHN-NF	98	-	243	-	341	0	0%
World Triathlon Corporation	Other-CS	IRONMAN	104	-	219	-	323	0	0%
International Biathlon Union	AIOWF	IBU	76	-	229	-	305	0	0%
Sport Ireland	NADO	SI	9	-	282	-	291	0	0%
Saudi Arabian Antidoping Committee	NADO	KSA-NADO	148	-	128	-	276	0	0%
International Volleyball Federation	ASOIF	FIVB	162	-	107	-	269	0	0%
International Triathlon Union	ASOIF	ITU	227	-	16	-	243	0	0%
Swedish Sports Confederation	NADO	RF	81	-	156	-	237	0	0%
International Ski Federation	AIOWF	FIS	6	-	231	-	237	0	0%
South American Football Confederation	OTHER	CONMEBOL	150	-	71	-	221	0	0%
Azerbaijan National Anti-Doping Agency	NADO	AMADA	90	-	124	-	214	0	0%
International Federation of Football Associations	ASOIF	FIFA	-	-	197	-	197	0	0%
Czech Anti-Doping Committee	NADO	CADC	137	-	58	-	195	0	0%
Belarus National Anti-Doping Agency	NADO	BNADA	84	-	96	-	180	0	0%
Guatemala NADO	NADO	GUA-OAD	146	-	29	-	175	0	0%
Badminton World Federation	ASOIF	BWF	16	-	148	-	164	0	0%
Anti-Doping Denmark	NADO	ADD	51	-	113	-	164	0	0%
World Anti-Doping Agency	Other-CS	WADA-AMA	70	-	90	-	160	0	0%
Bahamas Anti-Doping Commission	NADO	BADC	46	-	113	-	159	0	0%
Colombian NADO	NADO	COL-NADO	56	-	91	-	147	0	0%
Argentina National Anti-Doping Agency	NADO	ARG-CNAD	103	-	41	-	144	0	0%
Anti-Doping Bureau of Latvia	NADO	LAT-NADO	48	-	91	-	139	0	0%
International Ice Hockey Federation	AIOWF	IIHF	105	-	32	-	137	0	0%
United World Wrestling	ASOIF	UWW	67	-	70	-	137	0	0%
International Skating Union	AIOWF	ISU	89	-	40	-	129	0	0%
International Cricket Council	ARISF	ICC	8	-	111	-	119	0	0%
Anti-Doping Norway	NADO	ADNO	26	-	93	-	119	0	0%
Oceania RADO	RADO	O-RADO	43	-	68	-	111	0	0%
International Basketball Federation	ASOIF	FIBA	12	-	97	-	109	0	0%
Africa Zone I RADO	RADO	AFR-RADO-I	40	-	68	-	108	0	0%
International Bobsleigh and Skeleton Federation	AIOWF	IBSF	73	-	35	-	108	0	0%
International Judo Federation	ASOIF	IJF	61	-	46	-	107	0	0%
Caribbean RADO	RADO	CAR-RADO	24	-	63	-	87	0	0%

Table 15: GnRH Tests Conducted per Testing Authority (Urine) - continued

Testing Authority	TA Category	ADAMS Code	Urine						
			IC		OOC		Total Samples	Total AAFs	% AAF
			Samples	AAF	Samples	AAF			
World Taekwondo	ASOIF	WT	56	-	27	-	83	0	0%
Nigerian National Anti-Doping Committee	NADO	NGR-NADO	27	-	50	-	77	0	0%
International Powerlifting Federation	AIMS	IPF	51	-	23	-	74	0	0%
Drug Free Sport New Zealand	NADO	DFSNZ	4	-	67	-	71	0	0%
South East Asian Games Federation	Other	SEAGF	70	-	1	-	71	0	0%
Monaco Anti-Doping Committee	NADO	CMA Monaco	15	-	54	-	69	0	0%
International Gymnastics Federation	ASOIF	FIG	31	-	36	-	67	0	0%
International Fencing Federation	ASOIF	FIE	54	-	9	-	63	0	0%
Israeli NADO	NADO	ISR-NADO	24	-	36	-	60	0	0%
International Rowing Federation	ASOIF	FISA	1	-	57	-	58	0	0%
Estonian Anti-Doping Agency	NADO	EADA	20	-	35	-	55	0	0%
IWF Masters committee	Other	IWF-Master	52	-	-	-	52	0	0%
Chilean National Anti-Doping Commission	NADO	CHI-NADO	27	-	23	-	50	0	0%
International Surfing Association	ARISF	ISA	44	-	6	-	50	0	0%
Anti-Doping Agency of Kenya	NADO	ADAK	18	-	32	-	50	0	0%
Central Asia RADO	RADO	RADOCA-RADO	-	-	49	-	49	0	0%
Bermuda Sport Anti- Doping Authority	NADO	BSADA	20	-	26	-	46	0	0%
International Federation of Bodybuilding and Fitness	AIMS	IFBB	32	-	13	-	45	0	0%
International Handball Federation	ASOIF	IHF	6	-	37	-	43	0	0%
Hong Kong Anti-Doping Committee	NADO	HKG-ADC	4	-	39	-	43	0	0%
International Hockey Federation	ASOIF	FIH	39	-	4	-	43	0	0%
Costa Rica NADO	NADO	CRC-NADO	40	-	-	-	40	0	0%
Africa Zone II & III RADO	RADO	AFR-RADO-II-III	-	-	39	-	39	0	0%
International Luge Federation	AIOWF	FIL	29	-	9	-	38	0	0%
World Curling Federation	AIOWF	WCF	17	-	20	-	37	0	0%
Uruguay Anti-Doping	NADO	URU-NADO	27	-	10	-	37	0	0%
Georgian Anti-Doping Agency	NADO	GEO-NADO	14	-	23	-	37	0	0%
Africa Zone VI RADO	RADO	AFR-RADO-VI	7	-	29	-	36	0	0%
World Karate Federation	ARISF	WKF	16	-	19	-	35	0	0%
Luxembourg NADO	NADO	ALAD	-	-	34	-	34	0	0%
Ju-Jitsu International Federation	AIMS	JJIF	28	-	4	-	32	0	0%
Comité d'Organisation des Jeux Africains	OTHER	COJA	31	-	-	-	31	0	0%
World Archery Federation	ASOIF	WA	22	-	7	-	29	0	0%
European Olympic Committees	Other-CS	EOC	23	-	6	-	29	0	0%
National Olympic and Sports Association of Iceland	NADO	ISL-NADO	10	-	19	-	29	0	0%
Turkish Anti Doping Commission	NADO	TADC	1	-	26	-	27	0	0%
International Equestrian Federation	ASOIF	FEI	12	-	15	-	27	0	0%
World Lacrosse	ARISF	WL	17	-	10	-	27	0	0%
Comité International des Jeux des îles de l'Océan Indien	Other	CIJ	26	-	-	-	26	0	0%
International Table Tennis Federation	ASOIF	ITTF	11	-	15	-	26	0	0%
International Sambo Federation	ARISF	FIAS	22	-	3	-	25	0	0%
Africa Zone V RADO	RADO	AFR-RADO-V	6	-	18	-	24	0	0%
World Skate	ARISF	WSK	14	-	10	-	24	0	0%
I.R Iran National Anti-Doping Organization	NADO	IRI-NADO	11	-	12	-	23	0	0%
National Olympic Committee of Iraq	NADO	NOC-IRAQ	14	-	8	-	22	0	0%
International Waterski & Wakeboard Federation	ARISF	IWWF	17	-	4	-	21	0	0%
International Canoe Federation	ASOIF	ICF	-	-	20	-	20	0	0%
International Military Sports Council	Other-CS	CISM	19	-	1	-	20	0	0%
International Boxing Association	ASOIF	AIBA	-	-	19	-	19	0	0%
Indian Ocean RADO	RADO	IND-OCE-RADO	3	-	16	-	19	0	0%
Trinidad and Tobago Olympic Committee	NADO	TTOC	9	-	8	-	17	0	0%
Puerto Rico Anti-Doping Organization	NADO	PUR-NADO	-	-	16	-	16	0	0%
International Blind Sport Association	Other-CS	IBSA	16	-	-	-	16	0	0%
Peru National Anti-Doping Commission	NADO	CONAD PERU	16	-	-	-	16	0	0%
Qatar Antidoping Commission	NADO	QADC	-	-	16	-	16	0	0%
West Indies Cricket Board	Other	WICB	6	-	9	-	15	0	0%
National Anti-Doping Commission of Barbados	NADO	NADC	15	-	-	-	15	0	0%

Table 15: GnRH Tests Conducted per Testing Authority (Urine) - continued

Testing Authority	TA Category	ADAMS Code	Urine						
			IC		OOC		Total	Total	%
			Samples	AAFs	Samples	AAFs	Samples	AAFs	AAF
World Baseball Softball Confederation	ARISF	WBSC	14	-	-	-	14	0	0%
Mexican National Anti-Doping Committee	NADO	MEX-NADO	9	-	5	-	14	0	0%
International Racquetball Federation	ARISF	IRF	-	-	13	-	13	0	0%
French Community of Belgium NADO	NADO	BEL-CFWB	10	-	3	-	13	0	0%
International Floorball Federation	ARISF	IFF	8	-	5	-	13	0	0%
Liechtenstein Olympic Committee	NADO	LOC	-	-	12	-	12	0	0%
World Underwater Federation	ARISF	CMAS	7	-	5	-	12	0	0%
West Asia RADO	RADO	W-ASIA-RADO	-	-	12	-	12	0	0%
International Federation of Sport Climbing	ARISF	IFSC	4	-	8	-	12	0	0%
Democratic People's Republic of Korea Anti-Doping Committee	NADO	DPRKADC	3	-	9	-	12	0	0%
Lithuanian Anti-Doping Agency	NADO	LTU-NADO	-	-	11	-	11	0	0%
International Ski Mountaineering Federation	ARISF	ISMF	4	-	6	-	10	0	0%
Gulf States and Yemen RADO	RADO	GSY-RADO	-	-	10	-	10	0	0%
Italian National Anti-Doping Agency	NADO	NADO ITALIA	2	-	8	-	10	0	0%
South African Institute for Drug-Free Sport	NADO	SAIDS	3	-	6	-	9	0	0%
International Federation of Bandy	ARISF	FIB	2	-	7	-	9	0	0%
Sports Bureau of Macao SAR Government	Other	MAC-NADO	8	-	-	-	8	0	0%
International Wheelchair Basketball Federation	Other-CS	IWBF	-	-	8	-	8	0	0%
International Mixed Martial Arts Federation	Other	IMMAF	8	-	-	-	8	0	0%
Boccia International Sports Federation	Other-CS	BISFED	5	-	2	-	7	0	0%
World Squash Federation	ARISF	WSF	1	-	5	-	6	0	0%
World Sailing	ASOIF	WS	-	-	6	-	6	0	0%
International Orienteering Federation	ARISF	IOF	4	-	2	-	6	0	0%
International Cheer Union	ARISF	ICU	6	-	-	-	6	0	0%
National Anti Doping Agency -India	NADO	IND-NADO	2	-	4	-	6	0	0%
International Federation of Muaythai Associations	ARISF	IFMA	1	-	5	-	6	0	0%
Eastern Europe RADO	RADO	E-EUR-RADO	-	-	5	-	5	0	0%
Cameroon Anti-Doping Organisation	NADO	OCALUDS	5	-	-	-	5	0	0%
World Bowling	ARISF	WB	5	-	-	-	5	0	0%
International Automobile Federation	ARISF	FIA	4	-	1	-	5	0	0%
South American Sports Organization	Other-CS	ODESUR	5	-	-	-	5	0	0%
Aruba National Anti-Doping Organization	NADO	ARU-NADO	4	-	-	-	4	0	0%
Doping Control Agency of Thailand	NADO	DCAT	-	-	4	-	4	0	0%
Korea Anti-Doping Agency	NADO	KADA	-	-	4	-	4	0	0%
NADO Flanders	NADO	NADOF	1	-	3	-	4	0	0%
European Judo Union	OTHER	EJU	4	-	-	-	4	0	0%
International Federation Icestocksport	ARISF	IFI	-	-	4	-	4	0	0%
CHN-Federation of University Sports of China	Other	CHN-FUS	-	-	3	-	3	0	0%
International Savate Federation	AIMS	FIS-Savate	2	-	1	-	3	0	0%
International Korfbal Federation	ARISF	IKF	-	-	3	-	3	0	0%
Ethiopian Anti doping Organization	NADO	ETH-NADO	3	-	-	-	3	0	0%
International Sports Federation for Athletes with an Intellectual Disability	Other-CS	INAS	3	-	-	-	3	0	0%
World Association of Kickboxing Organizations	ARISF	WAKO	-	-	3	-	3	0	0%
Algerian National Anti-Doping Organization	NADO	ALG-NADO	1	-	2	-	3	0	0%
Japan Anti-Doping Agency	NADO	JADA	1	-	1	-	2	0	0%
World Flying Disc Federation	ARISF	WFDF	1	-	1	-	2	0	0%
European Athletics Association	OTHER	EA	2	-	-	-	2	0	0%
International Netball Federation	ARISF	INF	1	-	1	-	2	0	0%
Bahrain Anti-Doping Committee	NADO	BRN-NADO	-	-	2	-	2	0	0%
World Air Sports Federation	ARISF	FAI	1	-	1	-	2	0	0%
Jordan Anti-doping Organization	NADO	JADO	-	-	2	-	2	0	0%
Common Community Commission (Brussels)	NADO	COCOM	1	-	1	-	2	0	0%
Anti-Doping Singapore	NADO	ADS	-	-	2	-	2	0	0%
South East Asia RADO	RADO	SE-ASIA-RADO	-	-	2	-	2	0	0%
Judo Union of Asia	Other	JUA	2	-	-	-	2	0	0%
International Wheelchair Rugby Federation	Other-CS	IWRF	2	-	-	-	2	0	0%
International Federation of Cerebral Palsy Football	Other-CS	IFCPF	-	-	1	-	1	0	0%

Table 15: GnRH Tests Conducted per Testing Authority (Urine) - continued

Testing Authority	TA Category	ADAMS Code	Urine						
			IC Samples	IC AAF	OOB Samples	OOB AAF	Total Samples	Total AAFs	% AAF
European Police Sport Union	Other	USPE	1	-	-	-	1	0	0%
European Swimming League	Other	LEN	1	-	-	-	1	0	0%
African Football Confederation	Other	CAF	1	-	-	-	1	0	0%
International University Sport Federation	Other-CS	FISU	1	-	-	-	1	0	0%
International Dragon Boat Federation	AIMS	IDBF	-	-	1	-	1	0	0%
Swiss Powerlifting	Other	SUI-PWL	1	-	-	-	1	0	0%
Tug of War International Federation	ARISF	TWIF	-	-	1	-	1	0	0%
Hungarian Anti-Doping Agency	NADO	HUNADO	1	-	-	-	1	0	0%
Egyptian National Anti-doping Organization	NADO	EGY-NADO	-	-	1	-	1	0	0%
World Paravolley	Other-CS	WPV	1	-	-	-	1	0	0%
National Anti-doping Center of Ukraine	NADO	NADC Ukraine	1	-	-	-	1	0	0%
International Federation of Basque Pelota	ARISF	FIPV	1	-	-	-	1	0	0%
Andorra National Anti-Doping Commission	NADO	AGAD	-	-	1	-	1	0	0%
Estonian Karate Federation	Other	EKF	1	-	-	-	1	0	0%
International Life Saving Federation	ARISF	ILSF	-	-	1	-	1	0	0%
World Karate Organization	Other-CS	WKO	1	-	-	-	1	0	0%
Totals			18775	0	25574	0	44349	0	0

Table 16: Insulin Tests Conducted per Testing Authority (Urine and Blood)

Testing Authority	TA Category	ADAMS Code	Urine						
			IC Samples	IC AAF	OOC Samples	OOC AAF	Total Samples	Total AAFs	% AAF
German National Anti-Doping Agency	NADO	NADA	247	-	836	1	1083	1	0.1%
International Weightlifting Federation	ASOIF	IWF	142	-	24	-	166	0	0%
Luxembourg NADO	NADO	ALAD	-	-	29	-	29	0	0%
Turkish Anti Doping Commission	NADO	TADC	-	-	26	-	26	0	0%
World Anti-Doping Agency	Other-CS	WADA-AMA	-	-	20	-	20	0	0%
Italian National Anti-Doping Agency	NADO	NADO ITALIA	18	-	-	-	18	0	0%
International Triathlon Union	ASOIF	ITU	11	-	-	-	11	0	0%
International Skating Union	AIOWF	ISU	8	-	-	-	8	0	0%
International Powerlifting Federation	AIMS	IPF	-	-	5	-	5	0	0%
Doping Authority Netherlands	NADO	DAN	-	-	5	1	5	1	20.0%
International Cycling Union	ASOIF	UCI	-	-	4	-	4	0	0%
International Equestrian Federation	ASOIF	FEI	4	-	-	-	4	0	0%
Estonian Anti-Doping Agency	NADO	EADA	-	-	3	-	3	0	0%
Russian National Anti-Doping Organization	NADO	RUSADA	-	-	3	-	3	0	0%
International Korfball Federation	ARISF	IKF	-	-	3	-	3	0	0%
Anti-Doping Norway	NADO	ADNO	2	1	-	-	2	1	50.0%
International Judo Federation	ASOIF	IJF	-	-	1	-	1	0	0%
International Canoe Federation	ASOIF	ICF	-	-	1	-	1	0	0%
US Anti-Doping Agency	NADO	USADA	-	-	1	-	1	0	0%
Australian Sports Anti-Doping Authority	NADO	ASADA	-	-	1	-	1	0	0%
International Table Tennis Federation	ASOIF	ITTF	-	-	1	-	1	0	0%
International Handball Federation	ASOIF	IHF	-	-	1	-	1	0	0%
International Sambo Federation	ARISF	FIAS	1	-	-	-	1	0	0%
Brasilian Authority on Anti-Doping Control	NADO	ABCD	1	-	-	-	1	0	0%
International Swimming Federation	ASOIF	FINA	-	-	1	-	1	0	0%
International Orienteering Federation	ARISF	IOF	1	-	-	-	1	0	0%
International Ski Federation	AIOWF	FIS	-	-	1	-	1	0	0%
National Anti-Doping Agency Austria GmbH	NADO	NADA Austria	-	-	1	-	1	0	0%
Totals			435	1	967	2	1,402	3	0.2%

Testing Authority	TA Category	ADAMS Code	Blood						
			IC Samples	IC AAF	OOC Samples	OOC AAF	Total Samples	Total AAFs	% AAF
UK Anti-Doping	NADO	UKAD	1	-	20	-	21	0	0%
Turkish Anti Doping Commission	NADO	TADC	-	-	16	-	16	0	0%
International Ski Federation	AIOWF	FIS	-	-	3	-	3	0	0%
Russian National Anti-Doping Organization	NADO	RUSADA	-	-	1	-	1	0	0%
Totals			1	0	40	0	41	0	0%

Table 17: IGF-I Tests Conducted per Testing Authority (Urine and Blood)

Testing Authority	TA Category	ADAMS Code	Urine						
			IC Samples	IC AAF	OOB Samples	OOB AAF	Total Samples	Total AAFs	% AAF
German National Anti-Doping Agency	NADO	NADA	94	-	705	-	799	0	0%
International Weightlifting Federation	ASOIF	IWF	115	-	31	-	146	0	0%
Luxembourg NADO	NADO	ALAD	-	-	29	-	29	0	0%
Turkish Anti Doping Commission	NADO	TADC	-	-	26	-	26	0	0%
World Anti-Doping Agency	Other-CS	WADA-AMA	-	-	20	-	20	0	0%
International Triathlon Union	ASOIF	ITU	11	-	-	-	11	0	0%
International Skating Union	AIOWF	ISU	8	-	-	-	8	0	0%
Doping Authority Netherlands	NADO	DAN	-	-	5	-	5	0	0%
International Powerlifting Federation	AIMS	IPF	-	-	5	-	5	0	0%
International Equestrian Federation	ASOIF	FEI	4	-	-	-	4	0	0%
International Ski Federation	AIOWF	FIS	-	-	3	-	3	0	0%
International Korfball Federation	ARISF	IKF	-	-	3	-	3	0	0%
Brasilian Authority on Anti-Doping Control	NADO	ABCD	1	-	-	-	1	0	0%
Australian Sports Anti-Doping Authority	NADO	ASADA	-	-	1	-	1	0	0%
International Sambo Federation	ARISF	FIAS	1	-	-	-	1	0	0%
International Swimming Federation	ASOIF	FINA	-	-	1	-	1	0	0%
International Canoe Federation	ASOIF	ICF	-	-	1	-	1	0	0%
International Handball Federation	ASOIF	IHF	-	-	1	-	1	0	0%
International Judo Federation	ASOIF	IJF	-	-	1	-	1	0	0%
International Orienteering Federation	ARISF	IOF	1	-	-	-	1	0	0%
International Table Tennis Federation	ASOIF	ITTF	-	-	1	-	1	0	0%
Russian National Anti-Doping Organization	NADO	RUSADA	-	-	1	-	1	0	0%
US Anti-Doping Agency	NADO	USADA	-	-	1	-	1	0	0%
Totals			235	0	835	0	1070	0	0%

Testing Authority	TA Category	ADAMS Code	Blood						
			IC Samples	IC AAF	OOB Samples	OOB AAF	Total Samples	Total AAFs	% AAF
Canadian Centre for Ethics in Sport	NADO	CCES	35	-	176	-	211	0	0%
Turkish Anti Doping Commission	NADO	TADC	-	-	16	-	16	0	0%
International Weightlifting Federation	ASOIF	IWF	7	-	-	-	7	0	0%
International Ski Federation	AIOWF	FIS	-	-	3	-	3	0	0%
World Athletics - Athletics Integrity Unit	ASOIF	World Athletics - All	-	-	3	-	3	0	0%
Bahamas Anti-Doping Commission	NADO	BADC	-	-	2	-	2	0	0%
Badminton World Federation	ASOIF	BWF	-	-	2	-	2	0	0%
Bermuda Sport Anti- Doping Authority	NADO	BSADA	-	-	1	-	1	0	0%
International Volleyball Federation	ASOIF	FIVB	-	-	1	-	1	0	0%
UK Anti-Doping	NADO	UKAD	-	-	1	-	1	0	0%
Totals			42	0	205	0	247	0	0%

Table 18: hGH Isoforms Tests Conducted per Testing Authority (Blood)

Testing Authority	TA Category	ADAMS Code	Blood								
			IC			OOC			Total Samples	Total AAFs	% AAF
			Samples	ATF	AAF	Samples	ATF	AAF			
German National Anti-Doping Agency	NADO	NADA	682	-	-	1583	1	-	2265	0	0%
International Swimming Federation	ASOIF	FINA	58	-	-	1743	-	-	1801	0	0%
International Tennis Federation	ASOIF	ITF	57	-	-	1111	1	-	1168	0	0%
International Weightlifting Federation	ASOIF	IWF	531	-	-	250	-	1	781	1	0.1%
International Federation of Football Associations	ASOIF	FIFA	309	-	-	260	-	-	569	0	0%
Italian National Anti-Doping Agency	NADO	NADO ITALIA	104	-	-	448	-	-	552	0	0%
Union of European Football Associations	OTHER	UEFA	253	-	-	244	-	-	497	0	0%
Romanian National Anti-Doping Agency	NADO	ANAD-Romania	49	-	-	415	-	-	464	0	0%
Canadian Centre for Ethics in Sport	NADO	CCES	82	-	-	367	-	-	449	0	0%
Korea Anti-Doping Agency	NADO	KADA	205	-	-	208	-	1	413	1	0.2%
International Volleyball Federation	ASOIF	FIVB	228	-	-	138	-	-	366	0	0%
Polish Anti-Doping Agency	NADO	POLADA	4	-	-	357	-	-	361	0	0%
Finnish Center for Integrity in Sports	NADO	FINCIS	96	-	-	242	-	-	338	0	0%
US Anti-Doping Agency	NADO	USADA	48	1	-	274	-	-	322	0	0%
Spain National Anti-Doping Agency	NADO	ESP-NADO	160	-	-	161	-	-	321	0	0%
International Ski Federation	AIOWF	FIS	64	-	-	253	-	-	317	0	0%
Brasilian Authority on Anti-Doping Control	NADO	ABCD	72	-	-	234	-	-	306	0	0%
World Rugby	ASOIF	World Rugby	13	-	-	266	-	-	279	0	0%
International Cycling Union	ASOIF	UCI	75	-	-	164	-	-	239	0	0%
Badminton World Federation	ASOIF	BWF	-	-	-	227	-	-	227	0	0%
Hungarian Anti-Doping Agency	NADO	HUNADO	74	-	-	151	1	1	225	1	0.4%
National Anti Doping Agency -India	NADO	IND-NADO	100	-	-	118	-	1	218	1	0.5%
International Paralympic Committee	Other-CS	IPC	58	-	-	153	-	-	211	0	0%
Pan American Sports Organization	Other-CS	PASO	126	-	-	78	-	-	204	0	0%
Russian National Anti-Doping Organization	NADO	RUSADA	28	-	-	169	-	1	197	1	0.5%
International Biathlon Union	AIOWF	IBU	50	-	-	143	1	-	193	0	0%
International Ice Hockey Federation	AIOWF	IIHF	65	-	-	128	-	-	193	0	0%
Sport Ireland	NADO	SI	-	-	-	190	-	-	190	0	0%
Australian Sports Anti-Doping Authority	NADO	ASADA	-	-	-	181	-	-	181	0	0%
Azerbaijan National Anti-Doping Agency	NADO	AMADA	54	-	-	122	-	-	176	0	0%
French Community of Belgium NADO	NADO	BEL-CFWB	85	-	-	53	-	-	138	0	0%
European Olympic Committees	Other-CS	EOC	69	-	-	62	-	-	131	0	0%
French Anti-Doping Agency	NADO	AFLD-NADO	57	-	-	72	-	1	129	1	0.8%
China Anti-Doping Agency	NADO	CHINADA	29	-	-	100	-	-	129	0	0%
Japan Anti-Doping Agency	NADO	JADA	32	-	-	82	-	-	114	0	0%
Jamaica Anti-Doping Commission	NADO	JADCO	40	-	-	65	-	-	105	0	0%
United World Wrestling	ASOIF	UWW	41	-	-	62	-	-	103	0	0%
Colombian NADO	NADO	COL-NADO	44	-	1	58	-	-	102	1	1.0%
Qatar Antidoping Commission	NADO	QADC	4	-	-	84	-	-	88	0	0%
Kazakhstan National Anti-Doping Centre	NADO	KAZ-NADO	18	-	-	66	-	-	84	0	0%
International Rowing Federation	ASOIF	FISA	-	-	-	78	-	-	78	0	0%
National Anti-Doping Agency Austria GmbH	NADO	NADA Austria	12	-	-	66	-	-	78	0	0%
International Basketball Federation	ASOIF	FIBA	-	-	-	76	-	-	76	0	0%
Slovak Anti-Doping Agency	NADO	SADA	46	1	-	29	1	-	75	0	0%
Anti-Doping Norway	NADO	ADNO	12	-	-	61	-	-	73	0	0%
Bulgarian Anti-doping Center	NADO	BUL-NADO	18	-	-	55	-	-	73	0	0%
Estonian Anti-Doping Agency	NADO	EADA	11	-	-	62	-	-	73	0	0%
Doping Authority Netherlands	NADO	DAN	-	-	-	72	-	1	72	1	1.4%
International Gymnastics Federation	ASOIF	FIG	37	-	-	31	-	-	68	0	0%
World Taekwondo	ASOIF	WT	52	-	-	16	-	-	68	0	0%
CHN-National Federations in China	Other	CHN-NF	-	-	-	65	-	-	65	0	0%
Croatian Institute of Public Health	NADO	CIPH	16	-	-	47	-	-	63	0	0%
World Athletics - Athletics Integrity Unit	ASOIF	World Athletics - AU	10	-	-	38	-	-	48	0	0%
UK Anti-Doping	NADO	UKAD	11	-	-	36	-	-	47	0	0%
Cuban National Anti-Doping Agency	NADO	CUB-NADO	-	-	-	44	-	-	44	0	0%
Common Community Commission (Brussels)	NADO	COCOM	16	-	-	27	-	-	43	0	0%

Table 18: hGH Isoforms Tests Conducted per Testing Authority (Blood) - continued

Testing Authority	TA Category	ADAMS Code	Blood								
			IC			OOC			Total	Total	%
			Samples	ATF	AAF	Samples	ATF	AAF	Samples	AAFs	AAF
Turkish Anti Doping Commission	NADO	TADC	19	-	-	23	-	-	42	0	0%
International Handball Federation	ASOIF	IHF	9	-	-	32	-	-	41	0	0%
South African Institute for Drug-Free Sport	NADO	SAIDS	20	-	-	20	-	-	40	0	0%
International Hockey Federation	ASOIF	FIH	33	-	-	6	-	-	39	0	0%
International University Sport Federation	Other-CS	FISU	27	-	-	12	-	-	39	0	0%
Monaco Anti-Doping Committee	NADO	CMA Monaco	6	-	-	30	-	-	36	0	0%
World Anti-Doping Agency	Other-CS	WADA-AMA	-	-	-	36	-	-	36	0	0%
Agency for Anti-Doping Control of Bosnia and Herzegovina	NADO	BiH-NADO	20	-	-	15	-	-	35	0	0%
International Skating Union	AIOWF	ISU	17	-	-	18	-	-	35	0	0%
Association of National Olympic Committees	Other-CS	ANOC	33	-	-	-	-	-	33	0	0%
Anti-Doping Commission, Chinese Taipei Olympic Committee	NADO	CTADA	18	-	-	15	-	-	33	0	0%
Luxembourg NADO	NADO	ALAD	-	-	-	31	-	-	31	0	0%
Anti-Doping Agency of Kenya	NADO	ADAK	-	-	-	29	-	-	29	0	0%
Anti-Doping Agency of Serbia	NADO	ADAS	10	-	-	18	-	-	28	0	0%
Belarus National Anti-Doping Agency	NADO	BNADA	14	-	-	14	-	-	28	0	0%
International Bobsleigh and Skeleton Federation	AIOWF	IBSF	4	-	-	23	-	-	27	0	0%
World Karate Federation	ARISF	WKF	10	-	-	17	-	-	27	0	0%
Asian Football Confederation	OTHER	AFC	24	-	-	-	-	-	24	0	0%
South American Football Confederation	OTHER	CONMEBOL	-	-	-	24	-	-	24	0	0%
International Powerlifting Federation	AIMS	IPF	-	-	-	24	-	-	24	0	0%
International Military Sports Council	Other-CS	CISM	21	-	-	2	-	-	23	0	0%
Drug Free Sport New Zealand	NADO	DFSNZ	-	-	-	22	-	-	22	0	0%
Anti-Doping Denmark	NADO	ADD	4	-	-	16	-	-	20	0	0%
International Boxing Association	ASOIF	AIBA	-	-	-	20	-	-	20	0	0%
International Sambo Federation	ARISF	FIAS	20	-	-	-	-	-	20	0	0%
International Fencing Federation	ASOIF	FIE	-	-	-	20	-	-	20	0	0%
Ju-Jitsu International Federation	AIMS	JJIF	16	-	-	3	-	-	19	0	0%
International Judo Federation	ASOIF	IJF	-	-	-	18	-	-	18	0	0%
International Federation of Bodybuilding and Fitness	AIMS	IFBB	12	-	-	4	-	-	16	0	0%
CHN-Colleges or Schools in China	Other	CHN-COS	15	-	-	-	-	-	15	0	0%
International Triathlon Union	ASOIF	ITU	14	-	-	1	-	-	15	0	0%
World Underwater Federation	ARISF	CMAS	8	-	-	6	-	-	14	0	0%
Czech Anti-Doping Committee	NADO	CADC	-	-	-	13	-	-	13	0	0%
European Athletics Association	OTHER	EA	-	-	-	13	-	-	13	0	0%
International Table Tennis Federation	ASOIF	ITTF	9	-	-	4	-	-	13	0	0%
NADO Flanders	NADO	NADOF	12	-	-	1	-	-	13	0	0%
Venezuela NADO	NADO	VEN-NADO	-	-	-	13	-	-	13	0	0%
Anti-Doping Singapore	NADO	ADS	-	-	-	12	-	-	12	0	0%
International Motorcycling Federation	ARISF	FIM	12	-	-	-	-	-	12	0	0%
Georgian Anti-Doping Agency	NADO	GEO-NADO	-	-	-	11	-	-	11	0	0%
Bermuda Sport Anti- Doping Authority	NADO	BSADA	-	-	-	10	-	-	10	0	0%
World DanceSport Federation	ARISF	WDSF	10	-	-	-	-	-	10	0	0%
International Cricket Council	ARISF	ICC	-	-	-	9	-	-	9	0	0%
Africa Zone I RADO	RADO	AFR-RADO-I	-	-	-	8	-	-	8	0	0%
International Luge Federation	AIOWF	FIL	5	-	-	3	-	-	8	0	0%
International Cheer Union	ARISF	ICU	8	-	-	-	-	-	8	0	0%
National Antidoping Agency of the Republic of Moldova	NADO	NADO Moldova	-	-	-	8	-	-	8	0	0%
Armenian National Anti-Doping Organization	NADO	ARM-NADO	-	-	-	7	-	-	7	0	0%
Doping Control Agency of Thailand	NADO	DCAT	-	-	-	7	-	-	7	0	0%
International Federation of Sport Climbing	ARISF	IFSC	-	-	-	7	-	-	7	0	0%
International Ski Mountaineering Federation	ARISF	ISMF	2	-	-	5	-	-	7	0	0%
World Association of Kickboxing Organizations	ARISF	WAKO	-	-	-	7	-	-	7	0	0%
National Anti-Doping Agency of Tunisia	NADO	ANAD	-	-	-	6	-	-	6	0	0%
International Canoe Federation	ASOIF	ICF	2	-	-	4	-	-	6	0	0%
International Federation of Muaythai Associations	ARISF	IFMA	1	-	-	5	-	-	6	0	0%
World Triathlon Corporation	Other-CS	IRONMAN	-	-	-	6	-	-	6	0	0%

Table 18: hGH Isoforms Tests Conducted per Testing Authority (Blood) - continued

Testing Authority	TA Category	ADAMS Code	Blood								
			IC			OOC			Total Samples	Total AAFs	% AAF
			Samples	ATF	AAF	Samples	ATF	AAF			
International Orienteering Federation	ARISF	IOF	5	-	-	-	-	-	5	0	0%
Israeli NADO	NADO	ISR-NADO	-	-	-	5	-	-	5	0	0%
Lithuanian Anti-Doping Agency	NADO	LTU-NADO	-	-	-	5	-	-	5	0	0%
International Modern Pentathlon Union	ASOIF	UIPM	-	-	-	5	-	-	5	0	0%
World Lacrosse	ARISF	WL	4	-	-	1	-	-	5	0	0%
World Skate	ARISF	WSK	-	-	-	5	-	-	5	0	0%
Antidoping Switzerland	NADO	ADCH	1	-	-	3	-	-	4	0	0%
Bahamas Anti-Doping Commission	NADO	BADC	-	-	-	4	-	-	4	0	0%
European Volleyball Confederation	Other	EUR-VB	4	-	-	-	-	-	4	0	0%
International Federation of Bandy	ARISF	FIB	-	-	-	4	-	-	4	0	0%
International Federation Icestocksport	ARISF	IFI	2	-	-	2	-	-	4	0	0%
Sports Bureau of Macao SAR Government	Other	MAC-NADO	4	-	-	-	-	-	4	0	0%
NADO-DG Eupen - Belgium	NADO	NADO-DG Eupen	2	-	-	2	-	-	4	0	0%
Swedish Sports Confederation	NADO	RF	-	-	-	4	-	-	4	0	0%
South East Asia RADO	RADO	SE-ASIA-RADO	-	-	-	4	-	-	4	0	0%
International Powerboating Federation	ARISF	UIM	3	-	-	1	-	-	4	0	0%
International Korfball Federation	ARISF	IKF	-	-	-	3	1	-	3	0	0%
International Wheelchair Rugby Federation	Other-CS	IWRF	3	-	-	-	-	-	3	0	0%
International Climbing and Mountaineering Federation	ARISF	UIAA	3	-	-	-	-	-	3	0	0%
European Police Sport Union	Other	USPE	3	-	-	-	-	-	3	0	0%
World Squash Federation	ARISF	WSF	1	-	-	2	-	-	3	0	0%
International Savate Federation	AIMS	FIS-Savate	-	-	-	2	-	-	2	0	0%
Hong Kong Anti-Doping Committee	NADO	HKG-ADC	-	-	-	2	-	-	2	0	0%
International Sumo Federation	ARISF	IFS-Sumo	1	-	-	1	-	-	2	0	0%
International Racquetball Federation	ARISF	IRF	-	-	-	2	-	-	2	0	0%
National Anti-Doping Commission of Macedonia	NADO	MKD-NADO	-	-	-	2	-	-	2	0	0%
Slovenian Antidoping Organization	NADO	SLOADO	-	-	-	2	-	-	2	0	0%
Sri Lanka Anti Doping Agency	NADO	SRI-NADO	2	-	-	-	-	-	2	0	0%
World Paravolley	Other-CS	WPV	-	-	-	2	-	-	2	0	0%
Portugal Anti-Doping Agency	NADO	ADoP	-	-	-	1	-	-	1	0	0%
Andorra National Anti-Doping Commission	NADO	AGAD	-	-	-	1	-	-	1	0	0%
Comité d'Organisation des Jeux Africains	OTHER	COJA	-	-	-	1	-	-	1	0	0%
German Natural Bodybuilding & Fitness Federation	Other	GNBF	-	-	-	1	-	-	1	0	0%
International Fistball Association	AIMS	IFA	-	-	-	1	-	-	1	0	0%
International Life Saving Federation	ARISF	ILSF	-	-	-	1	-	-	1	0	0%
International Natural Bodybuilding Association	Other	INBA	-	-	-	1	-	-	1	0	0%
International Surfing Association	ARISF	ISA	-	-	-	1	-	-	1	0	0%
International Waterski & Wakeboard Federation	ARISF	IWWF	-	-	-	1	-	-	1	0	0%
Totals			4778	2	1	12615	6	7	17,393	8	0.05%

Table 19: hGH Biomarkers Tests Conducted per Testing Authority (Blood)

Testing Authority	TA Category	ADAMS Code	Blood								
			IC			OOC			Total	Total	%
			Samples	ATF	AAF	Samples	ATF	AAF	Samples	AAF	AAF
UK Anti-Doping	NADO	UKAD	29	-	-	1322	-	-	1351	0	0%
Italian National Anti-Doping Agency	NADO	NADO ITALIA	136	-	-	668	-	-	804	0	0%
German National Anti-Doping Agency	NADO	NADA	59	-	-	509	-	-	568	0	0%
Canadian Centre for Ethics in Sport	NADO	CCES	82	-	-	355	-	-	437	0	0%
Russian National Anti-Doping Organization	NADO	RUSADA	87	-	-	208	-	-	295	0	0%
National Anti-doping Center of Ukraine	NADO	NADC Ukraine	136	-	-	130	-	-	266	0	0%
Australian Sports Anti-Doping Authority	NADO	ASADA	13	-	-	244	-	-	257	0	0%
Polish Anti-Doping Agency	NADO	POLADA	4	-	-	231	-	-	235	0	0%
National Anti-Doping Agency Austria GmbH	NADO	NADA Austria	6	-	-	208	-	-	214	0	0%
Antidoping Switzerland	NADO	ADCH	2	-	-	208	-	-	210	0	0%
US Anti-Doping Agency	NADO	USADA	38	-	-	139	-	-	177	0	0%
French Anti-Doping Agency	NADO	AFLD-NADO	30	-	-	144	-	-	174	0	0%
Belarus National Anti-Doping Agency	NADO	BNADA	43	-	-	131	-	-	174	0	0%
Anti-Doping Denmark	NADO	ADD	21	-	-	140	-	-	161	0	0%
International Ski Federation	AIOWF	FIS	40	-	-	117	-	-	157	0	0%
China Anti-Doping Agency	NADO	CHINADA	86	-	-	46	-	-	132	0	0%
Anti-Doping Bureau of Latvia	NADO	LAT-NADO	29	-	-	80	-	-	109	0	0%
Badminton World Federation	ASOIF	BWF	1	-	-	95	-	-	96	0	0%
Anti-Doping Norway	NADO	ADNO	4	-	-	84	-	-	88	0	0%
Swedish Sports Confederation	NADO	RF	1	-	-	86	-	-	87	0	0%
Czech Anti-Doping Committee	NADO	CADC	2	-	-	81	-	-	83	0	0%
International Volleyball Federation	ASOIF	FIVB	43	-	-	34	-	-	77	0	0%
Spain National Anti-Doping Agency	NADO	ESP-NADO	57	-	-	5	-	-	62	0	0%
Japan Anti-Doping Agency	NADO	JADA	11	-	-	38	-	-	49	0	0%
Drug Free Sport New Zealand	NADO	DFSNZ	-	-	-	40	-	-	40	0	0%
World Athletics - Athletics Integrity Unit	ASOIF	World Athletics - A	1	-	-	38	-	-	39	0	0%
International Federation of Football Associations	ASOIF	FIFA	16	-	-	20	-	-	36	0	0%
World Rugby	ASOIF	World Rugby	-	-	-	35	-	-	35	0	0%
Union of European Football Associations	OTHER	UEFA	16	-	-	17	-	-	33	0	0%
International Cricket Council	ARISF	ICC	-	-	-	29	-	-	29	0	0%
International Weightlifting Federation	ASOIF	IWF	26	-	-	-	-	-	26	0	0%
Colombian NADO	NADO	COL-NADO	15	-	-	7	-	-	22	0	0%
International Rowing Federation	ASOIF	FISA	-	-	-	22	-	-	22	0	0%
International University Sport Federation	Other-CS	FISU	19	-	-	-	-	-	19	0	0%
Monaco Anti-Doping Committee	NADO	CMA Monaco	6	-	-	10	-	-	16	0	0%
National Anti-Doping Agency of Tunisia	NADO	ANAD	-	-	-	14	-	-	14	0	0%
International Ice Hockey Federation	AIOWF	IIHF	-	-	-	13	-	-	13	0	0%
CHN-National Federations in China	Other	CHN-NF	-	-	-	11	-	-	11	0	0%
Sport Ireland	NADO	SI	-	-	-	11	-	-	11	0	0%
World Anti-Doping Agency	Other-CS	WADA-AMA	-	-	-	11	-	-	11	0	0%
Bermuda Sport Anti-Doping Authority	NADO	BSADA	-	-	-	10	-	-	10	0	0%
Democratic People's Republic of Korea Anti-Doping Committee	NADO	DPRKADC	-	-	-	10	-	-	10	0	0%
International Gymnastics Federation	ASOIF	FIG	9	-	-	1	-	-	10	0	0%
International Handball Federation	ASOIF	IHF	9	-	-	-	-	-	9	0	0%
International Paralympic Committee	Other-CS	IPC	8	-	-	1	-	-	9	0	0%
Korea Anti-Doping Agency	NADO	KADA	2	-	-	7	-	-	9	0	0%
Liechtenstein Olympic Committee	NADO	LOC	-	-	-	9	-	-	9	0	0%
International Swimming Federation	ASOIF	FINA	-	-	-	8	-	-	8	0	0%
Braslian Authority on Anti-Doping Control	NADO	ABCD	1	-	-	6	-	-	7	0	0%
South American Sports Organization	Other-CS	ODESUR	6	-	-	1	-	-	7	0	0%
International Triathlon Union	ASOIF	ITU	6	-	-	-	-	-	6	0	0%
International Biathlon Union	AIOWF	IBU	-	-	-	5	-	-	5	0	0%
International Federation Icestocksport	ARISF	IFI	2	-	-	3	-	-	5	0	0%
Lithuanian Anti-Doping Agency	NADO	LTU-NADO	-	-	-	5	-	-	5	0	0%
Turkish Anti Doping Commission	NADO	TADC	-	-	-	5	-	-	5	0	0%
International Blind Sport Association	Other-CS	IBSA	2	-	-	2	-	-	4	0	0%

Table 19: hGH Biomarkers Tests Conducted per Testing Authority (Blood) - continued

Testing Authority	ADAMS Code	Blood								
		IC			OOC			Total	Total	%
		Samples	ATF	AAF	Samples	ATF	AAF	Samples	AAFs	AAF
World Triathlon Corporation	Other-CS IRONMAN	-	-	-	4	-	-	4	0	0%
International Bobsleigh and Skeleton Federation	AIOWF IBSF	-	-	-	3	-	-	3	0	0%
International Korfball Federation	ARISF IKF	-	-	-	3	-	-	3	0	0%
International Netball Federation	ARISF INF	3	-	-	-	-	-	3	0	0%
Israeli NADO	NADO ISR-NADO	-	-	-	3	-	-	3	0	0%
Bahamas Anti-Doping Commission	NADO BADC	-	-	-	2	-	-	2	0	0%
Estonian Anti-Doping Agency	NADO EADA	-	-	-	2	-	-	2	0	0%
International Hockey Federation	ASOIF FIH	2	-	-	-	-	-	2	0	0%
International Powerlifting Federation	AIMS IPF	-	-	-	2	-	-	2	0	0%
International Cycling Union	ASOIF UCI	2	-	-	-	-	-	2	0	0%
International Basketball Federation	ASOIF FIBA	-	-	-	1	-	-	1	0	0%
International Luge Federation	AIOWF FIL	1	-	-	-	-	-	1	0	0%
International Federation of Muaythai Associations	ARISF IFMA	1	-	-	-	-	-	1	0	0%
International Racquetball Federation	ARISF IRF	-	-	-	1	-	-	1	0	0%
Slovak Anti-Doping Agency	NADO SADA	-	-	-	1	-	-	1	0	0%
United World Wrestling	ASOIF UWW	-	-	-	1	-	-	1	0	0%
Totals		1113	0	0	5677	0	0	6,790	0	0%

Table 20: HBOC Tests Conducted per Testing Authority (Blood)

Testing Authority	TA Category	ADAMS Code	Blood						
			IC Samples	IC AAF	OOC Samples	OOC AAF	Total Samples	Total AAFs	% AAF
Polish Anti-Doping Agency	NADO	POLADA	4	-	486	-	490	0	0%
Australian Sports Anti-Doping Authority	NADO	ASADA	13	-	375	-	388	0	0%
National Anti-doping Center of Ukraine	NADO	NADC Ukraine	136	-	130	-	266	0	0%
Belarus National Anti-Doping Agency	NADO	BNADA	43	-	131	-	174	0	0%
International Swimming Federation	ASOIF	FINA	-	-	164	-	164	0	0%
International Tennis Federation	ASOIF	ITF	14	-	80	-	94	0	0%
World Rugby	ASOIF	World Rugby	-	-	90	-	90	0	0%
South East Asian Games Federation	Other	SEAGF	88	-	-	-	88	0	0%
International Weightlifting Federation	ASOIF	IWF	59	-	-	-	59	0	0%
Drug Free Sport New Zealand	NADO	DFSNZ	-	-	57	-	57	0	0%
Japan Anti-Doping Agency	NADO	JADA	-	-	46	-	46	0	0%
International Federation of Football Associations	ASOIF	FIFA	44	-	-	-	44	0	0%
International Cricket Council	ARISF	ICC	-	-	11	-	11	0	0%
International Ice Hockey Federation	AIOWF	IIHF	-	-	10	-	10	0	0%
International Volleyball Federation	ASOIF	FIVB	8	-	-	-	8	0	0%
Sri Lanka Anti Doping Agency	NADO	SRI-NADO	2	-	5	-	7	0	0%
International Triathlon Union	ASOIF	ITU	6	-	-	-	6	0	0%
US Anti-Doping Agency	NADO	USADA	4	-	2	-	6	0	0%
International Ski Federation	AIOWF	FIS	4	-	1	-	5	0	0%
Lithuanian Anti-Doping Agency	NADO	LTU-NADO	-	-	5	-	5	0	0%
International Gymnastics Federation	ASOIF	FIG	4	-	-	-	4	0	0%
International Paralympic Committee	Other-CS	IPC	4	-	-	-	4	0	0%
Sport Ireland	NADO	SI	-	-	4	-	4	0	0%
UK Anti-Doping	NADO	UKAD	-	-	4	-	4	0	0%
International Hockey Federation	ASOIF	FIH	3	-	-	-	3	0	0%
World Triathlon Corporation	Other-CS	IRONMAN	-	-	3	-	3	0	0%
Israeli NADO	NADO	ISR-NADO	-	-	3	-	3	0	0%
International Handball Federation	ASOIF	IHF	-	-	2	-	2	0	0%
Italian National Anti-Doping Agency	NADO	NADO ITALIA	-	-	2	-	2	0	0%
Bermuda Sport Anti- Doping Authority	NADO	BSADA	-	-	1	-	1	0	0%
Canadian Centre for Ethics in Sport	NADO	CCES	-	-	1	-	1	0	0%
International Basketball Federation	ASOIF	FIBA	-	-	1	-	1	0	0%
International Canoe Federation	ASOIF	ICF	-	-	1	-	1	0	0%
International Federation of Muaythai Associations	ARISF	IFMA	1	-	-	-	1	0	0%
Russian National Anti-Doping Organization	NADO	RUSADA	-	-	1	-	1	0	0%
World Taekwondo	ASOIF	WT	1	-	-	-	1	0	0%
Totals			438	0	1,616	0	2,054	0	0%

Table 21: HBT (Transfusion) Tests Conducted per Testing Authority (Blood)

Testing Authority	TA Category	ADAMS Code	Blood						
			IC Samples	IC AAF	OOC Samples	OOC AAF	Total Samples	Total AAFs	% AAF
German National Anti-Doping Agency	NADO	NADA	33	-	16	-	49	0	0%
International Ski Federation	AIOWF	FIS	24	-	2	-	26	0	0%
International Swimming Federation	ASOIF	FINA	20	-	-	-	20	0	0%
Italian National Anti-Doping Agency	NADO	NADO ITALIA	3	-	15	-	18	0	0%
International Federation of Football Associations	ASOIF	FIFA	16	-	-	-	16	0	0%
Polish Anti-Doping Agency	NADO	POLADA	-	-	12	-	12	0	0%
Costa Rica NADO	NADO	CRC-NADO	9	1	-	-	9	1	11%
International Cycling Union	ASOIF	UCI	2	-	1	1	3	1	33%
French Anti-Doping Agency	NADO	AFLD-NADO	-	-	2	-	2	0	0%
International Triathlon Union	ASOIF	ITU	-	-	2	-	2	0	0%
South African Institute for Drug-Free Sport	NADO	SAIDS	2	-	-	-	2	0	0%
International Biathlon Union	AIOWF	IBU	1	-	-	-	1	0	0%
World Triathlon Corporation	Other-CS	IRONMAN	-	-	1	-	1	0	0%
Sport Ireland	NADO	SI	-	-	1	-	1	0	0%
World Athletics - Athletics Integrity Unit	ASOIF	World Athletics - All	-	-	1	-	1	0	0%
Totals			110	1	53	1	163	2	1.2%

2019 Anti-Doping Testing Figures
Samples Analyzed and Reported by Accredited Laboratories in ADAMS

Table 22: ASOIF Sport - Aquatics

Testing Authority (TA)	TA Category	ADAMS Code	Urine									Blood									Total Samples	% AAF
			IC			OOC			IC			OOC										
			Samples	ATF	AAF	Samples	ATF	AAF	Samples	ATF	AAF	Samples	ATF	AAF								
International Swimming Federation	ASOIF	FINA	1260	-	3	2641	1	8	163	-	-	1763	-	-	5827	0.2%						
China Anti-Doping Agency	NADO	CHINADA	525	-	-	591	-	-	34	-	-	74	-	-	1224	-						
German National Anti-Doping Agency	NADO	NADA	239	-	4	573	-	-	25	-	-	137	-	-	974	0.4%						
US Anti-Doping Agency	NADO	USADA	323	-	6	519	-	-	1	1	-	21	-	-	864	0.7%						
Italian National Anti-Doping Agency	NADO	NADO ITALIA	366	-	3	207	-	-	2	-	-	54	-	-	629	0.5%						
Russian National Anti-Doping Organization	NADO	RUSADA	249	-	2	208	-	-	1	-	-	5	-	-	463	0.4%						
CHN-Provincial Sports Bureau in China	Other	CHN-PSB	108	-	-	339	-	-	-	-	-	6	-	-	453	-						
Turkish Anti Doping Commission	NADO	TADC	231	-	-	74	-	1	19	-	-	16	-	-	340	0.3%						
Japan Anti-Doping Agency	NADO	JADA	166	-	1	162	-	-	-	-	-	12	-	-	340	0.3%						
French Anti-Doping Agency	NADO	AFLD-NADO	128	-	-	197	-	-	-	-	-	14	-	-	339	-						
Spain National Anti-Doping Agency	NADO	ESP-NADO	178	-	1	103	-	-	25	-	-	10	-	-	316	0.3%						
Hungarian Anti-Doping Agency	NADO	HUNADO	90	-	-	129	-	-	9	-	-	28	-	-	256	-						
European Swimming League	Other	LEN	250	1	-	-	-	-	-	-	-	-	-	-	250	-						
Pan American Sports Organization	Other-CS	PASO	179	-	4	39	-	-	26	-	-	4	-	-	248	1.6%						
Mexican National Anti-Doping Committee	NADO	MEX-NADO	36	-	1	186	5	2	-	-	-	-	-	-	222	1.4%						
UK Anti-Doping	NADO	UKAD	33	-	-	143	-	-	-	-	-	22	-	-	198	-						
Australian Sports Anti-Doping Authority	NADO	ASADA	90	-	-	87	-	1	2	-	-	14	-	-	193	0.5%						
Korea Anti-Doping Agency	NADO	KADA	84	-	2	91	-	-	7	-	-	8	-	-	190	1.1%						
Canadian Centre for Ethics in Sport	NADO	CCES	33	-	2	137	-	-	-	-	-	17	-	-	187	1.1%						
Doping Authority Netherlands	NADO	DAN	82	-	4	75	-	-	-	-	-	17	-	-	174	2.3%						
CHN-National Federations in China	Other	CHN-NF	87	1	-	69	-	-	-	-	-	-	-	-	156	-						
Polish Anti-Doping Agency	NADO	POLADA	113	-	1	29	-	-	-	-	-	12	-	-	154	0.6%						
Antidoping Switzerland	NADO	ADCH	36	-	1	62	-	-	-	-	-	16	-	-	114	0.9%						
Egyptian National Anti-doping Organization	NADO	EGY-NADO	113	1	4	-	-	-	-	-	-	-	-	-	113	3.5%						
National Anti Doping Agency -India	NADO	IND-NADO	82	-	2	26	-	-	2	-	-	-	-	-	110	1.8%						
Braslian Authority on Anti-Doping Control	NADO	ABCD	29	-	1	38	-	1	14	-	-	22	-	-	103	1.9%						
Czech Anti-Doping Committee	NADO	CADC	72	-	-	23	-	-	-	-	-	6	-	-	101	-						
Anti-Doping Denmark	NADO	ADD	15	-	2	57	-	1	3	-	-	19	-	-	94	3.2%						
National Anti-doping Center of Ukraine	NADO	NADC Ukraine	67	-	1	23	-	-	3	-	-	-	-	-	93	1.1%						
Swedish Sports Confederation	NADO	RF	38	-	-	54	-	-	-	-	-	-	-	-	92	-						
Romanian National Anti-Doping Agency	NADO	ANAD-Romania	27	-	-	50	-	-	-	-	-	14	-	-	91	-						
South East Asian Games Federation	Other	SEAGF	77	-	1	-	-	-	12	-	-	-	-	-	89	1.1%						
French Community of Belgium NADO	NADO	BEL-CFWB	61	-	-	20	-	-	5	-	-	2	-	-	88	-						
NADO Flanders	NADO	NADOF	60	-	-	23	-	-	-	-	-	-	-	-	83	-						
Croatian Institute of Public Health	NADO	CIPH	45	-	1	29	-	-	-	-	-	7	-	-	81	1.2%						
Sport Ireland	NADO	SI	12	-	-	46	-	1	-	-	-	8	-	-	66	1.5%						
Finnish Center for Integrity in Sports	NADO	FINCIS	27	-	-	30	-	-	2	-	-	5	-	-	64	-						
National Anti-Doping Agency Austria GmbH	NADO	NADA Austria	18	-	-	42	-	-	-	-	-	4	-	-	64	-						
Kazakhstan National Anti-Doping Centre	NADO	KAZ-NADO	44	-	1	19	-	-	-	-	-	-	-	-	63	1.6%						
Anti-Doping Norway	NADO	ADNO	29	-	-	27	-	-	-	-	-	7	-	-	63	-						
Anti-Doping Commission, Chinese Taipei Olympic Committee	NADO	CTADA	50	-	-	6	-	-	2	-	-	2	-	-	60	-						
Colombian NADO	NADO	COL-NADO	36	-	1	19	-	-	2	-	-	-	-	-	57	1.8%						
Africa Zone I RADO	RADO	AFR-RADO-I	41	-	-	14	-	-	-	-	-	-	-	-	55	-						
Portugal Anti-Doping Agency	NADO	ADoP	48	-	1	4	-	-	-	-	-	1	-	-	53	1.9%						
South African Institute for Drug-Free Sport	NADO	SAIDS	30	-	1	19	-	-	-	-	-	-	-	-	49	2.0%						
Chilean National Anti-Doping Commission	NADO	CHI-NADO	48	-	1	1	-	-	-	-	-	-	-	-	49	2.0%						
Doping Control Agency of Thailand	NADO	DCAT	30	-	-	18	-	-	-	-	-	-	-	-	48	-						
Hellenic National Council for Combatting Doping	NADO	ESKAN	47	-	1	-	-	-	-	-	-	-	-	-	47	2.1%						
Drug Free Sport New Zealand	NADO	DFSNZ	17	-	-	29	-	-	-	-	-	1	-	-	47	-						
Belarus National Anti-Doping Agency	NADO	BNADA	29	-	-	8	-	-	-	-	-	7	-	-	44	-						
Anti-Doping Agency of Serbia	NADO	ADAS	31	-	-	9	-	-	1	-	-	2	-	-	43	-						
Anti-Doping Agency of Malaysia	NADO	ADAMAS	31	-	1	7	-	-	-	-	-	-	-	-	38	2.6%						
Bulgarian Anti-doping Center	NADO	BUL-NADO	15	1	-	20	-	-	-	-	-	3	-	-	38	-						
Asian Swimming Federation	Other	AASF	38	-	2	-	-	-	-	-	-	-	-	-	38	5.3%						
European Olympic Committees	Other-CS	EOC	33	-	-	4	-	-	-	-	-	-	-	-	37	-						
I.R Iran National Anti-Doping Organization	NADO	IRI-NADO	37	1	2	-	-	-	-	-	-	-	-	-	37	5.4%						
Luxembourg NADO	NADO	ALAD	23	-	-	7	-	-	-	-	-	5	-	-	35	-						
Bahamas Anti-Doping Commission	NADO	BADC	15	-	-	19	-	-	-	-	-	1	-	-	35	-						
CHN-Military Sport Department in China	CHN-MSD	OTHER	-	-	-	34	-	-	-	-	-	-	-	-	34	-						
Peru National Anti-Doping Commission	NADO	CONAD PERU	30	-	-	3	-	-	-	-	-	-	-	-	33	-						
Anti-Doping Singapore	NADO	ADS	-	-	-	28	-	-	-	-	-	4	-	-	32	-						
Azerbaijan National Anti-Doping Agency	NADO	AMADA	6	-	-	23	-	-	-	-	-	2	-	-	31	-						
Saudi Arabian Antidoping Committee	NADO	KSA-NADO	30	-	1	-	-	-	-	-	-	-	-	-	30	3.3%						
World Anti-Doping Agency	Other-CS	WADA-AMA	13	-	-	7	-	-	-	-	-	7	-	-	27	-						
Anti-Doping Agency of Kenya	NADO	ADAK	27	-	1	-	-	-	-	-	-	-	-	-	27	3.7%						
Cuban National Anti-Doping Agency	NADO	CUB-NADO	2	-	-	23	-	-	-	-	-	2	-	-	27	-						
Argentina National Anti-Doping Agency	NADO	ARG-CNAD	16	-	1	10	-	-	-	-	-	-	-	-	26	3.8%						
Anti-Doping Bureau of Latvia	NADO	LAT-NADO	7	-	-	13	-	-	-	-	-	4	-	-	24	-						
Estonian Anti-Doping Agency	NADO	EADA	8	-	-	12	-	-	-	-	-	4	-	-	24	-						
Oceania RADO	RADO	O-RADO	16	-	-	7	-	-	-	-	-	-	-	-	23	-						
Cyprus Anti-Doping Authority	NADO	CYADA	22	-	-	-	-	-	-	-	-	-	-	-	22	-						
Hong Kong Anti-Doping Committee	NADO	HKG-ADC	4	-	-	17	-	-	-	-	-	1	-	-	22	-						
Anti-Doping Commission of Malta	NADO	MLT-NADO	17	-	-	3	-	-	-	-	-	-	-	-	20	-						
Liechtenstein Olympic Committee	NADO	LOC	-	-	-	12	-	-	-	-	-	8	-	-	20	-						
Agency for Anti-Doping Control of Bosnia and Herzegovina	NADO	BiH-NADO	6	-	-	14	-	-	-	-	-	-	-	-	20	-						
Association of National Olympic Committees	Other-CS	ANOC	17	-	-	-	-	-	3	-	-	-	-	-	20	-						
Qatar Antidoping Commission	NADO	QADC	-	-	-	16	-	-	-	-	-	3	-	-	19	-						
Hong Kong Amateur Swimming Association	Other	HKG-AQ	17	-	-	-	-	-	-	-	-	-	-	-	17	-						
Slovak Anti-Doping Agency	NADO	SADA	12	-	1	-	-	-	3	-	-	-	-	-	15	6.7%						
South Asia RADO	RADO	S-ASIA-RADO	11	-	-	1	-	-	-	-	-	-	-	-	12	-						
South American Sports Organization	Other-CS	ODESUR	10	-	-	-	-	-	2	-	-	-	-	-	12	-						

2019 Anti-Doping Testing Figures
Samples Analyzed and Reported by Accredited Laboratories in ADAMS

Table 22: ASOIF Sport - Aquatics - continued

Testing Authority (TA)	TA Category	ADAMS Code	Urine						Blood						Total Samples	% AAF
			IC			OOC			IC			OOC				
			Samples	ATF	AAF	Samples	ATF	AAF	Samples	ATF	AAF	Samples	ATF	AAF		
Sri Lanka Anti Doping Agency	NADO	SRI-NADO	12	-	-	-	-	-	-	-	-	-	-	-	12	-
West Asia RADO	RADO	W-ASIA-RADO	-	-	-	11	-	-	-	-	-	-	-	-	11	-
International Committee of Sports for the Deaf	Other-CS	ICSD / CISS	11	-	-	-	-	-	-	-	-	-	-	-	11	-
Russia Swimming Federation	Other	RUS-AQ	11	-	-	-	-	-	-	-	-	-	-	-	11	-
Comité d'Organisation des Jeux Africains	Other	COJA	11	-	-	-	-	-	-	-	-	-	-	-	11	-
Algerian National Anti-Doping Organization	NADO	ALG-NADO	10	-	-	-	-	-	-	-	-	-	-	-	10	-
Thailand University Sport Board	Other	THA-UNI	10	-	-	-	-	-	-	-	-	-	-	-	10	-
Israeli NADO	NADO	ISR-NADO	9	-	-	1	-	-	-	-	-	-	-	-	10	-
National Anti-Doping Agency of Tunisia	NADO	ANAD	6	-	-	3	-	-	-	-	-	1	-	-	10	-
Costa Rica NADO	NADO	CRC-NADO	9	-	-	-	-	-	-	-	-	-	-	-	9	-
National Olympic and Sports Association of Iceland	NADO	ISL-NADO	5	-	1	4	-	-	-	-	-	-	-	-	9	11.1%
International Committee of Mediterranean Games	Other-CS	ICMG	9	-	-	-	-	-	-	-	-	-	-	-	9	-
Lembaga Anti-Doping Indonesia	NADO	LADI	-	-	-	9	-	-	-	-	-	-	-	-	9	-
South East Asia RADO	RADO	SE-ASIA-RADO	-	-	-	7	-	-	-	-	-	1	-	-	8	-
Africa Zone VI RADO	RADO	AFR-RADO-VI	8	-	-	-	-	-	-	-	-	-	-	-	8	-
Comité International des Jeux des îles de l'Océan Indien	Other	CIJ	8	-	-	-	-	-	-	-	-	-	-	-	8	-
Vietnam Anti-Doping & Sports Medicine Agency	NADO	VADA	-	-	-	8	-	-	-	-	-	-	-	-	8	-
Jamaica Anti-Doping Commission	NADO	JADCO	-	-	-	4	-	-	-	-	-	3	-	-	7	-
Caribbean RADO	RADO	CAR-RADO	-	-	-	7	-	-	-	-	-	-	-	-	7	-
Anti-Doping Paraguay	NADO	PAR-NADO	4	-	-	3	-	-	-	-	-	-	-	-	7	-
Central American RADO	RADO	RADO-CAM	-	-	-	7	-	-	-	-	-	-	-	-	7	-
Lithuanian Anti-Doping Agency	NADO	LTU-NADO	3	-	-	2	-	-	-	-	-	1	-	-	6	-
South American RADO	RADO	RADO-SAM	2	-	-	3	-	-	-	-	-	-	-	-	5	-
Trinidad and Tobago Olympic Committee	NADO	TTOC	4	-	-	1	-	-	-	-	-	-	-	-	5	-
Jordan Anti-doping Organization	NADO	JADO	3	-	-	2	-	-	-	-	-	-	-	-	5	-
Slovenian Antidoping Organization	NADO	SLOADO	-	-	-	5	-	-	-	-	-	-	-	-	5	-
Nigerian National Anti-Doping Committee	NADO	NGR-NADO	-	-	-	4	-	-	-	-	-	-	-	-	4	-
Central Asia RADO	RADO	RADOCA-RADO	-	-	-	4	-	-	-	-	-	-	-	-	4	-
Malaysia Swimming Federation	Other	MAS-AQ	4	-	-	-	-	-	-	-	-	-	-	-	4	-
Anti-Doping Commission of Montenegro	NADO	MNE-NADO	-	-	-	4	-	-	-	-	-	-	-	-	4	-
National Anti-Doping agency of Uzbekistan	NADO	UZNADA	-	-	-	4	-	-	-	-	-	-	-	-	4	-
National Antidoping Agency of the Republic of Moldova	NADO	NADO Moldova	3	-	-	-	-	-	-	-	-	1	-	-	4	-
Africa Zone II & III RADO	RADO	AFR-RADO-II-III	-	-	-	4	-	-	-	-	-	-	-	-	4	-
International University Sport Federation	Other-CS	FISU	3	-	-	-	-	-	1	-	-	-	-	-	4	-
Gulf States and Yemen RADO	RADO	GSY-RADO	-	-	-	3	-	-	-	-	-	-	-	-	3	-
Bermuda Sport Anti- Doping Authority	NADO	BSADA	-	-	-	2	-	-	-	-	-	1	-	-	3	-
Ecuador NADO	NADO	ECU-NADO	-	-	-	3	-	-	-	-	-	-	-	-	3	-
Uruguay Anti-Doping	NADO	URU-NADO	-	-	-	3	-	1	-	-	-	-	-	-	3	33.3%
Democratic People's Republic of Korea Anti-Doping Cor	NADO	DPRKADC	1	-	-	2	-	-	-	-	-	-	-	-	3	-
Common Community Commission (Brussels)	NADO	COCOM	-	-	-	2	-	-	-	-	-	1	-	-	3	-
Eastern Europe RADO	RADO	E-EUR-RADO	-	-	-	2	-	-	-	-	-	-	-	-	2	-
Indian Ocean RADO	RADO	IND-OCE-RADO	-	-	-	2	-	-	-	-	-	-	-	-	2	-
Andorra National Anti-Doping Commission	NADO	AGAD	-	-	-	1	-	-	-	-	-	-	-	-	1	-
San Marino Standing Committee on Anti-Doping	NADO	SMR-NADO	-	-	-	1	-	-	-	-	-	-	-	-	1	-
Portuguese Swimming Federation	Other	POR-AQ	1	-	-	-	-	-	-	-	-	-	-	-	1	-
			6719	5	63	7693	6	16	369	1	-	2410	-	-	17191	

2019 Anti-Doping Testing Figures
Samples Analyzed and Reported by Accredited Laboratories in ADAMS

Table 23: ASOIF Sport - Archery

Testing Authority (TA)	TA Category	ADAMS Code	Urine						Blood						Total Samples	% AAF
			IC			OOC			IC			OOC				
			Samples	ATF	AAF	Samples	ATF	AAF	Samples	ATF	AAF	Samples	ATF	AAF		
World Archery Federation	ASOIF	WA	192	-	-	65	-	-	-	-	-	-	-	-	257	-
National Anti Doping Agency -India	NADO	IND-NADO	22	-	3	58	-	-	-	-	-	-	-	-	80	3.8%
Portugal Anti-Doping Agency	NADO	ADoP	65	-	1	-	-	-	-	-	-	-	-	-	65	1.5%
Korea Anti-Doping Agency	NADO	KADA	37	-	-	20	-	-	-	-	-	-	-	-	57	-
Mexican National Anti-Doping Committee	NADO	MEX-NADO	47	-	-	9	-	-	-	-	-	-	-	-	56	-
Italian National Anti-Doping Agency	NADO	NADO ITALIA	24	-	-	19	-	-	-	-	-	-	-	-	43	-
Japan Anti-Doping Agency	NADO	JADA	37	-	-	6	-	-	-	-	-	-	-	-	43	-
China Anti-Doping Agency	NADO	CHINADA	27	-	-	13	-	-	-	-	-	-	-	-	40	-
CHN-National Federations in China	Other	CHN-NF	-	-	-	40	-	-	-	-	-	-	-	-	40	-
German National Anti-Doping Agency	NADO	NADA	32	-	-	7	-	-	-	-	-	-	-	-	39	-
European Olympic Committees	Other-CS	EOC	20	-	-	8	-	-	-	-	-	-	-	-	28	-
Pan American Sports Organization	Other-CS	PASO	18	-	-	2	-	-	-	-	-	-	-	-	20	-
I.R Iran National Anti-Doping Organization	NADO	IRI-NADO	9	-	-	9	-	-	-	-	-	-	-	-	18	-
Doping Authority Netherlands	NADO	DAN	8	-	-	6	-	-	-	-	-	-	-	-	14	-
Chilean National Anti-Doping Commission	NADO	CHI-NADO	12	-	-	1	-	-	-	-	-	-	-	-	13	-
Anti-Doping Commission, Chinese Taipei Olympic Committee	NADO	CTADA	5	-	-	7	-	-	-	-	-	-	-	-	12	-
Hungarian Anti-Doping Agency	NADO	HUNADO	5	-	-	7	-	-	-	-	-	-	-	-	12	-
Polish Anti-Doping Agency	NADO	POLADA	11	-	-	-	-	-	-	-	-	-	-	-	11	-
National Anti-doping Center of Ukraine	NADO	NADC Ukraine	-	-	-	11	-	-	-	-	-	-	-	-	11	-
US Anti-Doping Agency	NADO	USADA	6	-	-	4	-	-	-	-	-	-	-	-	10	-
Africa Zone I RADO	RADO	AFR-RADO-I	4	-	-	6	-	-	-	-	-	-	-	-	10	-
Belarus National Anti-Doping Agency	NADO	BNADA	4	-	-	5	-	-	-	-	-	-	-	-	9	-
Australian Sports Anti-Doping Authority	NADO	ASADA	9	-	-	-	-	-	-	-	-	-	-	-	9	-
Drug Free Sport New Zealand	NADO	DFSNZ	8	-	-	1	-	-	-	-	-	-	-	-	9	-
South African Institute for Drug-Free Sport	NADO	SAIDS	8	-	-	-	-	-	-	-	-	-	-	-	8	-
Anti-Doping Denmark	NADO	ADD	8	-	-	-	-	-	-	-	-	-	-	-	8	-
South East Asian Games Federation	Other	SEAGF	8	-	-	-	-	-	-	-	-	-	-	-	8	-
Canadian Centre for Ethics in Sport	NADO	CCES	2	-	-	6	-	-	-	-	-	-	-	-	8	-
Colombian NADO	NADO	COL-NADO	4	-	-	4	-	-	-	-	-	-	-	-	8	-
Comité d'Organisation des Jeux Africains	Other	COJA	7	-	-	-	-	-	-	-	-	-	-	-	7	-
CHN-Provincial Sports Bureau in China	Other	CHN-PSB	-	-	-	7	-	-	-	-	-	-	-	-	7	-
Braslian Authority on Anti-Doping Control	NADO	ABCD	6	-	-	-	-	-	-	-	-	-	-	-	6	-
Antidoping Switzerland	NADO	ADCH	6	-	-	-	-	-	-	-	-	-	-	-	6	-
Doping Control Agency of Thailand	NADO	DCAT	-	-	-	6	-	-	-	-	-	-	-	-	6	-
Georgian Anti-Doping Agency	NADO	GEO-NADO	-	-	-	5	-	-	-	-	-	-	-	-	5	-
Turkish Anti Doping Commission	NADO	TADC	4	-	-	1	-	-	-	-	-	-	-	-	5	-
French Anti-Doping Agency	NADO	AFLD-NADO	5	-	-	-	-	-	-	-	-	-	-	-	5	-
Lembaga Anti-Doping Indonesia	NADO	LADI	-	-	-	4	-	-	-	-	-	-	-	-	4	-
Finnish Center for Integrity in Sports	NADO	FINCIS	4	-	-	-	-	-	-	-	-	-	-	-	4	-
Hellenic National Council for Combatting Doping	NADO	ESKAN	4	-	-	-	-	-	-	-	-	-	-	-	4	-
Mongolian National Anti-Doping Organization	NADO	MGL-NADO	-	-	-	4	-	-	-	-	-	-	-	-	4	-
Monaco Anti-Doping Committee	NADO	CMA Monaco	4	-	1	-	-	-	-	-	-	-	-	-	4	25.0%
Asian Archery Federation	Other	AAF	4	-	-	-	-	-	-	-	-	-	-	-	4	-
Czech Anti-Doping Committee	NADO	CADC	4	-	-	-	-	-	-	-	-	-	-	-	4	-
Cuban National Anti-Doping Agency	NADO	CUB-NADO	-	-	-	3	-	1	-	-	-	-	-	-	3	33.3%
Anti-Doping Agency of Serbia	NADO	ADAS	3	-	-	-	-	-	-	-	-	-	-	-	3	-
Anti-Doping Agency of Kenya	NADO	ADAK	-	-	-	3	-	-	-	-	-	-	-	-	3	-
Anti-Doping Agency of Bangladesh	NADO	BAN-NADO	3	-	-	-	-	-	-	-	-	-	-	-	3	-
Kazakhstan National Anti-Doping Centre	NADO	KAZ-NADO	-	-	-	3	-	-	-	-	-	-	-	-	3	-
Oceania RADO	RADO	O-RADO	2	-	-	-	-	-	-	-	-	-	-	-	2	-
National Anti-Doping Agency of Tunisia	NADO	ANAD	-	-	-	2	-	-	-	-	-	-	-	-	2	-
UK Anti-Doping	NADO	UKAD	2	-	-	-	-	-	-	-	-	-	-	-	2	-
South Asia RADO	RADO	S-ASIA-RADO	-	-	-	2	-	-	-	-	-	-	-	-	2	-
Vietnam Anti-Doping & Sports Medicine Agency	NADO	VADA	-	-	-	2	-	-	-	-	-	-	-	-	2	-
Bulgarian Anti-doping Center	NADO	BUL-NADO	-	-	-	2	-	-	-	-	-	-	-	-	2	-
Luxembourg NADO	NADO	ALAD	-	-	-	2	-	-	-	-	-	-	-	-	2	-
San Marino Standing Committee on Anti-Doping	NADO	SMR-NADO	-	-	-	1	-	-	-	-	-	-	-	-	1	-
National Antidoping Agency of the Republic of Moldova	NADO	NADO Moldova	-	-	-	1	-	-	-	-	-	-	-	-	1	-
Romanian National Anti-Doping Agency	NADO	ANAD-Romania	-	-	-	1	-	-	-	-	-	-	-	-	1	-
Qatar Antidoping Commission	NADO	QADC	-	-	-	1	-	-	-	-	-	-	-	-	1	-
Russian National Anti-Doping Organization	NADO	RUSADA	-	-	-	1	-	-	-	-	-	-	-	-	1	-
			690	-	5	365	-	1	-	-	-	-	-	-	1055	

2019 Anti-Doping Testing Figures
Samples Analyzed and Reported by Accredited Laboratories in ADAMS

Table 24: ASOIF Sport - Athletics

Testing Authority (TA)	TA Category	ADAMS Code	Urine						Blood						Total Samples	% AAF
			IC		AAF		OOC		IC		AAF		OOC			
			Samples	ATF	AAF	Samples	ATF	AAF	Samples	ATF	AAF	Samples	ATF	AAF		
World Athletics - Athletics Integrity Unit	ASOIF	World Athletics - AIL	3061	9	26	2622	-	8	14	-	-	187	-	-	5884	0.6%
German National Anti-Doping Agency	NADO	NADA	562	1	2	1419	1	1	109	-	-	502	1	-	2592	0.1%
Russian National Anti-Doping Organization	NADO	RUSADA	842	-	16	1264	1	4	49	-	-	136	-	-	2291	0.9%
US Anti-Doping Agency	NADO	USADA	617	-	10	1066	-	-	-	-	-	97	-	-	1780	0.6%
China Anti-Doping Agency	NADO	CHINADA	540	-	1	615	1	-	45	-	-	34	-	-	1234	0.1%
French Anti-Doping Agency	NADO	AFLD-NADO	767	5	6	344	1	2	29	-	1	33	-	1	1173	0.9%
National Anti-Doping Agency -India	NADO	IND-NADO	612	-	30	395	-	5	43	-	-	28	-	-	1078	3.2%
European Athletics Association	Other	EA	984	-	3	-	-	-	-	-	-	26	-	-	1010	0.3%
Turkish Anti-Doping Commission	NADO	TADC	640	1	1	342	-	-	3	-	-	14	-	-	999	0.1%
Spain National Anti-Doping Agency	NADO	ESP-NADO	534	1	9	359	-	-	16	-	-	68	-	-	977	0.9%
CHN-National Federations in China	Other	CHN-NF	577	2	5	246	-	1	-	-	-	13	-	-	836	0.7%
Italian National Anti-Doping Agency	NADO	NADO ITALIA	405	-	5	264	-	-	6	-	-	68	-	-	743	0.7%
CHN-Provincial Sports Bureau in China	Other	CHN-PSB	248	-	-	413	1	1	-	-	-	-	-	-	661	0.2%
Japan Anti-Doping Agency	NADO	JADA	391	1	-	155	-	-	12	-	-	67	-	-	625	-
Anti-Doping Agency of Kenya	NADO	ADAK	262	2	2	306	-	1	-	-	-	23	-	-	591	0.5%
UK Anti-Doping	NADO	UKAD	115	-	1	383	2	2	-	-	-	78	-	-	576	0.5%
National Anti-doping Center of Ukraine	NADO	NADC Ukraine	185	2	2	259	-	3	14	-	-	40	-	-	498	1.0%
Polish Anti-Doping Agency	NADO	POLADA	264	2	6	181	-	-	-	-	-	46	-	-	491	1.2%
Africa Zone I RADO	RADO	AFR-RADO-I	165	1	3	297	-	4	-	-	-	4	-	-	466	1.5%
South African Institute for Drug-Free Sport	NADO	SAIDS	318	-	11	112	1	1	13	-	-	5	-	-	448	2.7%
Ethiopian Anti doping Organization	NADO	ETH-NADO	117	-	-	297	-	-	-	-	-	-	-	-	414	-
Belarus National Anti-Doping Agency	NADO	BNADA	153	-	-	168	-	-	24	-	-	44	-	-	389	-
Jamaica Anti-Doping Commission	NADO	JADCO	125	-	1	177	-	-	40	-	-	44	-	-	386	0.3%
Brasilian Authority on Anti-Doping Control	NADO	ABCD	301	-	2	24	-	1	44	-	-	8	-	-	377	0.8%
Romanian National Anti-Doping Agency	NADO	ANAD-Romania	184	-	3	122	1	-	29	-	-	32	-	-	367	0.8%
Swedish Sports Confederation	NADO	RF	117	-	1	172	-	2	-	-	-	23	-	-	312	1.0%
Australian Sports Anti-Doping Authority	NADO	ASADA	69	-	-	204	-	1	-	-	-	36	-	-	309	0.3%
Finnish Center for Integrity in Sports	NADO	FINCIS	84	-	-	159	-	-	12	-	-	21	-	-	276	-
Canadian Centre for Ethics in Sport	NADO	CCES	54	-	2	170	-	-	-	-	-	50	-	-	274	0.7%
Portugal Anti-Doping Agency	NADO	ADoP	236	-	1	35	-	-	-	-	-	-	-	-	271	0.4%
Doping Authority Netherlands	NADO	DAN	138	-	1	94	-	-	-	-	-	24	-	-	256	0.4%
Pan American Sports Organization	Other-CS	PASO	148	-	1	56	1	-	42	-	-	4	-	-	250	0.4%
Kazakhstan National Anti-Doping Centre	NADO	KAZ-NADO	90	-	1	120	-	-	18	-	-	20	-	-	248	0.4%
Korea Anti-Doping Agency	NADO	KADA	139	-	3	72	-	-	13	-	-	10	-	-	234	1.3%
European Olympic Committees	Other-CS	EOC	121	-	-	76	-	-	12	-	-	16	-	-	225	-
Hungarian Anti-Doping Agency	NADO	HUNADO	68	-	2	122	-	-	9	-	-	19	-	-	218	0.9%
NADO Flanders	NADO	NADOF	130	-	1	69	-	-	-	-	-	-	-	-	199	0.5%
Antidoping Switzerland	NADO	ADCH	53	-	-	117	1	-	-	-	-	26	-	-	196	-
Anti-Doping Norway	NADO	ADNO	93	-	-	89	-	-	-	-	-	13	-	-	195	-
Czech Anti-Doping Committee	NADO	CADC	85	-	-	57	-	-	-	-	-	15	-	-	157	-
Colombian NADO	NADO	COL-NADO	41	-	1	69	-	1	8	-	-	22	-	-	140	1.4%
Hellenic National Council for Combatting Doping	NADO	ESKAN	86	-	-	49	-	-	-	-	-	-	-	-	135	-
Sri Lanka Anti Doping Agency	NADO	SRI-NADO	120	-	2	3	-	-	2	-	-	-	-	-	125	1.6%
Sport Ireland	NADO	SI	26	-	1	68	-	-	-	-	-	27	-	-	121	0.8%
Mexican National Anti-Doping Committee	NADO	MEX-NADO	93	6	1	26	2	-	-	-	-	-	-	-	119	0.8%
Chilean National Anti-Doping Commission	NADO	CHI-NADO	93	-	1	25	-	-	-	-	-	-	-	-	118	0.8%
Anti-Doping Commission, Chinese Taipei Olympic Committee	NADO	CTADA	84	-	-	11	-	-	4	-	-	3	-	-	102	-
Egyptian National Anti-doping Organization	NADO	EGY-NADO	82	-	6	15	-	-	-	-	-	-	-	-	97	6.2%
Qatar Antidoping Commission	NADO	QADC	38	-	1	46	-	-	-	-	-	11	-	-	95	1.1%
Azerbaijan National Anti-Doping Agency	NADO	AMADA	34	-	-	47	-	-	5	-	-	7	-	-	93	-
Anti-Doping Denmark	NADO	ADD	35	-	2	50	-	-	2	-	-	3	-	-	90	2.2%
Anti-Doping Bureau of Latvia	NADO	LAT-NADO	10	-	-	64	-	1	-	-	-	15	-	-	89	1.1%
South East Asian Games Federation	Other	SEAGF	70	1	-	-	-	-	18	-	-	-	-	-	88	-
Nigerian National Anti-Doping Committee	NADO	NGR-NADO	35	1	2	50	-	3	-	-	-	-	-	-	85	5.9%
National Anti-Doping Agency Austria GmbH	NADO	NADA Austria	27	-	1	51	-	-	-	-	-	7	-	-	85	1.2%
Saudi Arabian Antidoping Committee	NADO	KSA-NADO	79	-	-	5	-	-	-	-	-	-	-	-	84	-
Drug Free Sport New Zealand	NADO	DFSNZ	25	-	-	50	-	-	-	-	-	6	-	-	81	-
Croatian Institute of Public Health	NADO	CIPH	39	-	1	34	-	-	2	-	-	4	-	-	79	1.3%
I.R Iran National Anti-Doping Organization	NADO	IRI-NADO	63	-	4	15	-	-	-	-	-	-	-	-	78	5.1%
Cuban National Anti-Doping Agency	NADO	CUB-NADO	61	-	-	15	-	-	-	-	-	-	-	-	76	-
Doping Control Agency of Thailand	NADO	DCAT	53	1	-	23	-	-	-	-	-	-	-	-	76	-
Bahamas Anti-Doping Commission	NADO	BADC	22	-	-	48	-	-	-	-	-	5	-	-	75	-
Slovak Anti-Doping Agency	NADO	SADA	26	-	-	33	-	-	9	1	-	5	-	-	73	-
Africa Zone II & III RADO	RADO	AFR-RADO-II-III	32	-	1	38	-	-	-	-	-	-	-	-	70	1.4%
French Community of Belgium NADO	NADO	BEL-CFWB	17	-	-	44	-	-	1	-	-	7	-	-	69	-
Bulgarian Anti-doping Center	NADO	BUL-NADO	16	-	-	44	-	-	-	-	-	8	-	-	68	-
Estonian Anti-Doping Agency	NADO	EADA	32	-	-	19	-	-	1	-	-	15	-	-	67	-
Peru National Anti-Doping Commission	NADO	CONAD PERU	49	-	1	18	-	-	-	-	-	-	-	-	67	1.5%
Comit� d'Organisation des Jeux Africains	Other	COJA	65	-	-	-	-	-	-	-	-	-	-	-	65	-
Africa Zone V RADO	RADO	AFR-RADO-V	45	-	2	18	-	1	-	-	-	-	-	-	63	4.8%
Slovenian Antidoping Organization	NADO	SLOADO	27	-	-	30	-	1	-	-	-	-	-	-	57	1.8%
Agency for Anti-Doping Control of Bosnia and Herzegovina	NADO	BIH-NADO	11	-	-	36	-	-	7	-	-	-	-	-	54	-
Anti-Doping Agency of Malaysia	NADO	ADAMAS	51	-	2	-	-	-	-	-	-	-	-	-	51	3.9%
Bahrain Anti-Doping Committee	NADO	BRN-NADO	6	-	-	41	-	-	-	-	-	-	-	-	47	-
Oceania RADO	RADO	O-RADO	25	-	-	19	-	-	-	-	-	-	-	-	44	-
Africa Zone VI RADO	RADO	AFR-RADO-VI	4	-	-	40	-	1	-	-	-	-	-	-	44	2.3%
Anti-Doping Agency of Serbia	NADO	ADAS	23	-	1	16	-	-	-	-	-	4	-	-	43	2.3%
Basque Anti-Doping Agency	Other	ESP-Vasco	41	-	1	-	-	-	-	-	-	-	-	-	41	2.4%
Caribbean RADO	RADO	CAR-RADO	24	-	-	17	-	-	-	-	-	-	-	-	41	-
World Anti-Doping Agency	Other-CS	WADA-AMA	9	1	-	26	3	-	-	-	-	5	-	-	40	-
Costa Rica NADO	NADO	CRC-NADO	34	-	-	3	-	-	-	-	-	-	-	-	37	-

2019 Anti-Doping Testing Figures
Samples Analyzed and Reported by Accredited Laboratories in ADAMS

Table 24: ASOIF Sport - Athletics - continued

Testing Authority (TA)	TA Category	ADAMS Code	Urine						Blood						Total Samples	% AAF
			IC			OOC			IC			OOC				
			Samples	ATF	AAF	Samples	ATF	AAF	Samples	ATF	AAF	Samples	ATF	AAF		
South Asia RADO	RADO	S-ASIA-RADO	31	-	3	3	-	-	-	-	-	-	-	-	34	8.8%
Ecuador NADO	NADO	ECU-NADO	-	-	-	33	-	-	-	-	-	-	-	-	33	-
Israeli NADO	NADO	ISR-NADO	18	-	1	15	-	-	-	-	-	-	-	-	33	3.0%
Algerian National Anti-Doping Organization	NADO	ALG-NADO	15	-	-	16	-	1	-	-	-	-	-	-	31	3.2%
Luxembourg NADO	NADO	ALAD	13	-	1	9	-	-	-	-	-	8	-	-	30	3.3%
Common Community Commission (Brussels)	NADO	COCOM	7	-	1	18	1	-	-	-	-	5	-	-	30	3.3%
Lithuanian Anti-Doping Agency	NADO	LTU-NADO	10	-	-	19	-	-	-	-	-	-	-	-	29	-
Sports Bureau of Macao SAR Government	Other	MAC-NADO	28	-	1	-	-	-	-	-	-	-	-	-	28	3.6%
Anti-Doping Singapore	NADO	ADS	-	-	-	27	-	-	-	-	-	1	-	-	28	-
Association of Balkan Athletics Federations	Other	ABAF	27	-	-	-	-	-	-	-	-	-	-	-	27	-
Morocco National Olympic Committee	NADO	CNOM	18	-	1	8	-	-	-	-	-	-	-	-	26	3.8%
Asian Athletics Association	Other	AAA	25	1	-	-	-	-	-	-	-	-	-	-	25	-
National Olympic Committee of Iraq	NADO	NOC-IRAQ	20	-	1	5	-	-	-	-	-	-	-	-	25	4.0%
European Masters Athletics Federation	Other	EMA	25	-	1	-	-	-	-	-	-	-	-	-	25	4.0%
Bermuda Sport Anti-Doping Authority	NADO	BSADA	13	-	-	7	-	-	-	-	-	3	-	-	23	-
Anti-Doping Commission of Malta	NADO	MLT-NADO	7	-	-	15	-	-	-	-	-	-	-	-	22	-
Cyprus Anti-Doping Authority	NADO	CYADA	19	-	-	-	-	-	-	-	-	-	-	-	19	-
Argentina National Anti-Doping Agency	NADO	ARG-CNAD	19	-	-	-	-	-	-	-	-	-	-	-	19	-
Guatemala NADO	NADO	GUA-OAD	19	3	-	-	-	-	-	-	-	-	-	-	19	-
Monaco Anti-Doping Committee	NADO	CMA Monaco	8	-	-	9	-	-	-	-	-	2	-	-	19	-
National Olympic and Sports Association of Iceland	NADO	ISL-NADO	4	-	-	14	-	-	-	-	-	-	-	-	18	-
National Anti-Doping Agency of Uzbekistan	NADO	UZNADA	-	-	-	17	-	-	-	-	-	-	-	-	17	-
Comité International des Jeux des îles de l'Océan Indien	Other	CIJ	17	-	-	-	-	-	-	-	-	-	-	-	17	-
South East Asia RADO	RADO	SE-ASIA-RADO	-	-	-	13	-	-	-	-	-	3	-	-	16	-
Central Asia RADO	RADO	RADOCA-RADO	-	-	-	16	-	3	-	-	-	-	-	-	16	18.8%
Central American RADO	RADO	RADO-CAM	-	-	-	16	-	-	-	-	-	-	-	-	16	-
Indian Ocean RADO	RADO	IND-OCE-RADO	4	-	-	12	-	-	-	-	-	-	-	-	16	-
National Antidoping Agency of the Republic of Moldova	NADO	NADO Moldova	1	-	-	6	-	-	3	-	-	6	-	-	16	-
Uruguay Anti-Doping	NADO	URU-NADO	14	-	-	1	-	-	-	-	-	-	-	-	15	-
Anti-Doping Paraguay	NADO	PAR-NADO	8	-	-	7	-	1	-	-	-	-	-	-	15	6.7%
World Mountain Running Association	Other	WMRA	14	-	-	-	-	-	-	-	-	-	-	-	14	-
Lembaga Anti-Doping Indonesia	NADO	LADI	10	-	-	3	-	-	-	-	-	-	-	-	13	-
Gulf States and Yemen RADO	RADO	GSY-RADO	-	-	-	13	-	-	-	-	-	-	-	-	13	-
National Anti-Doping Commission of Barbados	NADO	NADC	12	-	-	-	-	-	-	-	-	-	-	-	12	-
Cameroon Anti-Doping Organisation	NADO	OCALUDS	11	1	1	-	-	-	-	-	-	-	-	-	11	9.1%
South American RADO	RADO	RADO-SAM	-	-	-	11	-	-	-	-	-	-	-	-	11	-
Kuwait Anti-Doping Committee	NADO	KUW-NADO	10	-	-	-	-	-	-	-	-	-	-	-	10	-
Thailand University Sport Board	Other	THA-UNI	10	-	-	-	-	-	-	-	-	-	-	-	10	-
Vietnam Anti-Doping & Sports Medicine Agency	NADO	VADA	-	-	-	10	-	-	-	-	-	-	-	-	10	-
Chinese Taipei Athletics Association	Other	CTAA	7	-	1	-	-	-	-	-	-	-	-	-	7	14.3%
Hong Kong Anti-Doping Committee	NADO	HKG-ADC	-	-	-	7	-	-	-	-	-	-	-	-	7	-
Puerto Rico Anti-Doping Organization	NADO	PUR-NADO	-	-	-	6	-	-	-	-	-	-	-	-	6	-
CHN-Military Sport Department in China	Other	CHN-MSD	-	-	-	6	-	-	-	-	-	-	-	-	6	-
United Arab Emirates National Anti-doping Committee	NADO	UAE-NADO	6	-	-	-	-	-	-	-	-	-	-	-	6	-
World Triathlon Corporation	Other-CS	IRONMAN	6	-	-	-	-	-	-	-	-	-	-	-	6	-
Estonian Athletic Association	Other	EST - EAA	6	-	-	-	-	-	-	-	-	-	-	-	6	-
Jordan Anti-doping Organization	NADO	JADO	4	-	-	1	-	-	-	-	-	-	-	-	5	-
Anti-Doping Commission of Montenegro	NADO	MNE-NADO	4	-	-	1	-	-	-	-	-	-	-	-	5	-
Eastern Europe RADO	RADO	E-EUR-RADO	-	-	-	5	-	-	-	-	-	-	-	-	5	-
Federacion Dominicana de Medicina del Deporte	NADO	FEDOMEDE	-	-	-	5	-	-	-	-	-	-	-	-	5	-
Trinidad and Tobago Olympic Committee	NADO	TTOC	-	-	-	4	-	-	-	-	-	-	-	-	4	-
International Association of Ultrarunners	Other	IAU	4	-	-	-	-	-	-	-	-	-	-	-	4	-
Democratic People's Republic of Korea Anti-Doping Committee	NADO	DPRKADC	-	-	-	3	-	-	-	-	-	-	-	-	3	-
Andorra National Anti-Doping Commission	NADO	AGAD	-	-	-	3	-	-	-	-	-	-	-	-	3	-
Venezuela NADO	NADO	VEN-NADO	3	-	-	-	-	-	-	-	-	-	-	-	3	-
International University Sport Federation	Other-CS	FISU	3	-	-	-	-	-	-	-	-	-	-	-	3	-
Finnish Athletics Federation	Other	FIN-ATH	3	-	-	-	-	-	-	-	-	-	-	-	3	-
Mongolian National Anti-Doping Organization	NADO	MGL-NADO	-	-	-	3	-	-	-	-	-	-	-	-	3	-
Myanmar National Anti-Doping Organization	NADO	MYA-NADO	2	-	-	-	-	-	-	-	-	-	-	-	2	-
National Anti-Doping Agency of Tunisia	NADO	ANAD	2	-	-	-	-	-	-	-	-	-	-	-	2	-
Catalan Mountaineering and Climbing Federation	Other	ESP-FEEC	2	-	-	-	-	-	-	-	-	-	-	-	2	-
National Anti-Doping Commission of Macedonia	NADO	MKD-NADO	-	-	-	-	-	-	-	-	-	2	-	-	2	-
International Masters Games Association	Other-CS	IMGA	2	-	-	-	-	-	-	-	-	-	-	-	2	-
Armenian National Anti-Doping Organization	NADO	ARM-NADO	-	-	-	1	-	-	-	-	-	-	-	-	1	-
West Asia RADO	RADO	W-ASIA-RADO	-	-	-	1	-	-	-	-	-	-	-	-	1	-
San Marino Standing Committee on Anti-Doping	NADO	SMR-NADO	-	-	-	1	-	-	-	-	-	-	-	-	1	-
Anti-Doping Organization of New Caledonia	Other	NCL-NADO	-	-	-	1	-	-	-	-	-	-	-	-	1	-
Indonesian Athletics Federation	Other	INA-AF	1	-	-	-	-	-	-	-	-	-	-	-	1	-
Georgian Anti-Doping Agency	NADO	GEO-NADO	-	-	-	1	-	-	-	-	-	-	-	-	1	-
Singapore Athletic Association	Other	SAA	1	-	-	-	-	-	-	-	-	-	-	-	1	-
			16840	42	201	15020	17	50	658	1	1	2058	1	1	34576	

2019 Anti-Doping Testing Figures
Samples Analyzed and Reported by Accredited Laboratories in ADAMS

Table 25: ASOIF Sport - Badminton

Testing Authority (TA)	TA Category	ADAMS Code	Urine						Blood						Total Samples	% AAF
			IC			OOC			IC			OOC				
			Samples	ATF	AAF	Samples	ATF	AAF	Samples	ATF	AAF	Samples	ATF	AAF		
Badminton World Federation	ASOIF	BWF	448	-	1	346	-	1	-	-	-	297	-	-	1091	0.2%
Japan Anti-Doping Agency	NADO	JADA	92	-	-	37	-	-	-	-	-	11	-	-	140	-
China Anti-Doping Agency	NADO	CHINADA	51	-	1	31	-	-	-	-	-	-	-	-	82	1.2%
National Anti Doping Agency -India	NADO	IND-NADO	18	-	-	62	-	1	1	-	-	-	-	-	81	1.2%
German National Anti-Doping Agency	NADO	NADA	34	-	-	32	-	-	2	-	-	4	-	-	72	-
Korea Anti-Doping Agency	NADO	KADA	22	-	-	22	-	-	3	-	-	3	-	-	50	-
European Olympic Committees	Other-CS	EOC	23	-	-	14	-	-	3	-	-	4	-	-	44	-
Anti-Doping Denmark	NADO	ADD	4	-	-	33	-	-	-	-	-	4	-	-	41	-
Hong Kong Anti-Doping Committee	NADO	HKG-ADC	-	-	-	24	-	-	-	-	-	-	-	-	24	-
French Community of Belgium NADO	NADO	BEL-CFWB	21	-	-	-	-	-	2	-	-	-	-	-	23	-
Australian Sports Anti-Doping Authority	NADO	ASADA	23	-	-	-	-	-	-	-	-	-	-	-	23	-
Doping Control Agency of Thailand	NADO	DCAT	-	-	-	19	-	-	-	-	-	1	-	-	20	-
Finnish Center for Integrity in Sports	NADO	FINCIS	8	-	-	9	-	-	-	-	-	2	-	-	19	-
CHN-Military Sport Department in China	Other	CHN-MSD	-	-	-	19	-	-	-	-	-	-	-	-	19	-
French Anti-Doping Agency	NADO	AFLD-NADO	9	-	-	6	-	-	-	-	-	3	-	-	18	-
Russian National Anti-Doping Organization	NADO	RUSADA	8	-	-	10	-	-	-	-	-	-	-	-	18	-
Polish Anti-Doping Agency	NADO	POLADA	16	-	-	-	-	-	-	-	-	-	-	-	16	-
Mexican National Anti-Doping Committee	NADO	MEX-NADO	-	-	-	16	1	-	-	-	-	-	-	-	16	-
CHN-Provincial Sports Bureau in China	Other	CHN-PSB	-	-	-	16	-	-	-	-	-	-	-	-	16	-
Egyptian National Anti-doping Organization	NADO	EGY-NADO	16	-	-	-	-	-	-	-	-	-	-	-	16	-
Badminton Asia Confederation	Other	BAC	15	-	-	-	-	-	-	-	-	-	-	-	15	-
Canadian Centre for Ethics in Sport	NADO	CCES	12	-	-	2	-	-	-	-	-	1	-	-	15	-
Colombian NADO	NADO	COL-NADO	7	-	-	7	-	-	-	-	-	-	-	-	14	-
Bulgarian Anti-doping Center	NADO	BUL-NADO	6	-	-	7	-	-	1	-	-	-	-	-	14	-
Anti-Doping Agency of Malaysia	NADO	ADAMAS	1	-	-	13	-	-	-	-	-	-	-	-	14	-
Nigerian National Anti-Doping Committee	NADO	NGR-NADO	-	-	-	14	-	-	-	-	-	-	-	-	14	-
Hungarian Anti-Doping Agency	NADO	HUNADO	5	-	-	9	-	-	-	-	-	-	-	-	14	-
South East Asian Games Federation	Other	SEAGF	12	-	-	-	-	-	-	-	-	-	-	-	12	-
Pan American Sports Organization	Other-CS	PASO	8	-	-	4	-	-	-	-	-	-	-	-	12	-
Comité d'Organisation des Jeux Africains	Other	COJA	12	-	1	-	-	-	-	-	-	-	-	-	12	8.3%
Spain National Anti-Doping Agency	NADO	ESP-NADO	6	-	-	5	-	-	-	-	-	-	-	-	11	-
Italian National Anti-Doping Agency	NADO	NADO ITALIA	10	-	-	1	-	-	-	-	-	-	-	-	11	-
Luxembourg NADO	NADO	ALAD	10	-	-	1	-	-	-	-	-	-	-	-	11	-
Peru National Anti-Doping Commission	NADO	CONAD PERU	4	-	-	7	-	-	-	-	-	-	-	-	11	-
Anti-Doping Commission, Chinese Taipei Olympic Comr	NADO	CTADA	3	-	-	5	-	-	1	-	-	1	-	-	10	-
Estonian Anti-Doping Agency	NADO	EADA	4	-	-	3	-	-	-	-	-	3	-	-	10	-
Anti-Doping Agency of Kenya	NADO	ADAK	-	-	-	9	-	-	-	-	-	-	-	-	9	-
Swedish Sports Confederation	NADO	RF	8	-	-	-	-	-	-	-	-	-	-	-	8	-
Antidoping Switzerland	NADO	ADCH	6	-	-	2	-	-	-	-	-	-	-	-	8	-
US Anti-Doping Agency	NADO	USADA	-	-	-	7	-	-	-	-	-	1	-	-	8	-
I.R Iran National Anti-Doping Organization	NADO	IRI-NADO	8	-	-	-	-	-	-	-	-	-	-	-	8	-
National Anti-Doping Agency Austria GmbH	NADO	NADA Austria	-	-	-	7	-	-	-	-	-	1	-	-	8	-
National Anti-doping Center of Ukraine	NADO	NADC Ukraine	-	-	-	7	-	-	-	-	-	-	-	-	7	-
Doping Authority Netherlands	NADO	DAN	6	-	-	1	-	-	-	-	-	-	-	-	7	-
Portugal Anti-Doping Agency	NADO	AdoP	6	-	-	-	-	-	-	-	-	-	-	-	6	-
Azerbaijan National Anti-Doping Agency	NADO	AMADA	-	-	-	6	-	-	-	-	-	-	-	-	6	-
South Asia RADO	RADO	S-ASIA-RADO	4	-	-	2	-	-	-	-	-	-	-	-	6	-
Cuban National Anti-Doping Agency	NADO	CUB-NADO	4	-	-	2	-	-	-	-	-	-	-	-	6	-
Africa Zone I RADO	RADO	AFR-RADO-I	-	-	-	5	-	-	-	-	-	-	-	-	5	-
Lembaga Anti-Doping Indonesia	NADO	LADI	-	-	-	5	-	-	-	-	-	-	-	-	5	-
Belarus National Anti-Doping Agency	NADO	BNADA	-	-	-	4	-	-	-	-	-	1	-	-	5	-
Comité International des Jeux des Iles de l'Océan Indien	Other	CIJ	4	-	-	-	-	-	-	-	-	-	-	-	4	-
Sport Ireland	NADO	SI	4	-	-	-	-	-	-	-	-	-	-	-	4	-
Turkish Anti Doping Commission	NADO	TADC	4	-	-	-	-	-	-	-	-	-	-	-	4	-
Czech Anti-Doping Committee	NADO	CADC	4	-	-	-	-	-	-	-	-	-	-	-	4	-
Oceania RADO	RADO	O-RADO	4	-	-	-	-	-	-	-	-	-	-	-	4	-
Vietnam Anti-Doping & Sports Medicine Agency	NADO	VADA	-	-	-	3	-	-	-	-	-	-	-	-	3	-
Anti-Doping Bureau of Latvia	NADO	LAT-NADO	2	-	-	-	-	-	1	-	-	-	-	-	3	-
Romanian National Anti-Doping Agency	NADO	ANAD-Romania	-	-	-	1	-	-	-	-	-	1	-	-	2	-
Brasilian Authority on Anti-Doping Control	NADO	ABCD	-	-	-	2	-	-	-	-	-	-	-	-	2	-
Anti-Doping Commission of Malta	NADO	MLT-NADO	2	-	-	-	-	-	-	-	-	-	-	-	2	-
Jamaica Anti-Doping Commission	NADO	JADCO	-	-	-	1	-	-	-	-	-	1	-	-	2	-
Anti-Doping Agency of Serbia	NADO	ADAS	2	-	-	-	-	-	-	-	-	-	-	-	2	-
National Antidoping Agency of the Republic of Moldova	NADO	NADO Moldova	-	-	-	2	-	-	-	-	-	-	-	-	2	-
Eastern Europe RADO	RADO	E-EUR-RADO	-	-	-	1	-	-	-	-	-	-	-	-	1	-
Chilean National Anti-Doping Commission	NADO	CHI-NADO	-	-	-	1	-	-	-	-	-	-	-	-	1	-
			976	-	3	842	1	2	14	-	-	339	-	-	2171	

2019 Anti-Doping Testing Figures
Samples Analyzed and Reported by Accredited Laboratories in ADAMS

Table 26: ASOIF Sport - Basketball

Testing Authority (TA)	TA Category	ADAMS Code	Urine						Blood						Total Samples	% AAF
			IC			OOC			IC			OOC				
			Samples	ATF	AAF	Samples	ATF	AAF	Samples	ATF	AAF	Samples	ATF	AAF		
International Basketball Federation	ASOIF	FIBA	620	1	1	191	-	-	-	-	-	77	-	-	888	0.1%
Italian National Anti-Doping Agency	NADO	NADO ITALIA	212	-	3	99	-	-	-	-	-	31	-	-	342	0.9%
French Anti-Doping Agency	NADO	AFLD-NADO	87	-	2	171	2	-	-	-	-	49	-	-	307	0.7%
Hellenic National Council for Combatting Doping	NADO	ESKAN	157	-	2	121	-	1	-	-	-	-	-	-	278	1.1%
German National Anti-Doping Agency	NADO	NADA	139	-	1	76	-	-	20	-	-	9	-	-	244	0.4%
French Community of Belgium NADO	NADO	BEL-CFWB	98	-	1	77	-	-	9	-	-	10	-	-	194	0.5%
Australian Sports Anti-Doping Authority	NADO	ASADA	88	-	-	80	-	-	-	-	-	8	-	-	176	-
Polish Anti-Doping Agency	NADO	POLADA	125	-	1	25	-	-	-	-	-	19	-	-	169	0.6%
Swedish Sports Confederation	NADO	RF	100	-	1	66	-	-	-	-	-	-	-	-	166	0.6%
Braslian Authority on Anti-Doping Control	NADO	ABCD	59	-	1	48	-	2	25	-	-	20	-	-	152	2.0%
Spain National Anti-Doping Agency	NADO	ESP-NADO	77	-	-	56	-	-	-	-	-	4	-	-	137	-
Romanian National Anti-Doping Agency	NADO	ANAD-Romania	22	-	-	101	-	-	-	-	-	12	-	-	135	-
NADO Flanders	NADO	NADOF	43	-	-	83	-	-	-	-	-	-	-	-	126	-
Turkish Basketball Federation	Other	TUR-BAS	123	-	-	-	-	-	-	-	-	-	-	-	123	-
Portugal Anti-Doping Agency	NADO	ADoP	20	-	-	96	-	-	-	-	-	-	-	-	116	-
Finnish Center for Integrity in Sports	NADO	FINCIS	56	-	1	40	-	-	4	-	-	6	-	-	106	0.9%
Turkish Anti Doping Commission	NADO	TADC	102	-	-	-	-	-	-	-	-	-	-	-	102	-
Japan Anti-Doping Agency	NADO	JADA	78	-	-	24	-	-	-	-	-	-	-	-	102	-
Hungarian Anti-Doping Agency	NADO	HUNADO	39	-	-	51	-	-	-	-	-	-	-	-	90	-
China Anti-Doping Agency	NADO	CHINADA	42	-	-	37	-	-	-	-	-	-	-	-	79	-
Saudi Arabian Antidoping Committee	NADO	KSA-NADO	72	-	-	-	-	-	-	-	-	-	-	-	72	-
Anti-Doping Norway	NADO	ADNO	49	-	2	22	-	-	-	-	-	-	-	-	71	2.8%
National Anti-Doping Agency Austria GmbH	NADO	NADA Austria	10	-	1	48	-	-	-	-	-	6	-	-	64	1.6%
Anti-Doping Bureau of Latvia	NADO	LAT-NADO	16	-	-	35	-	-	2	-	-	6	-	-	59	-
Korea Anti-Doping Agency	NADO	KADA	30	-	-	21	-	-	3	-	-	3	-	-	57	-
Chilean National Anti-Doping Commission	NADO	CHI-NADO	36	-	2	20	-	-	-	-	-	-	-	-	56	3.6%
Croatian Institute of Public Health	NADO	CIPH	36	-	-	14	-	-	-	-	-	6	-	-	56	-
Russian National Anti-Doping Organization	NADO	RUSADA	20	-	1	35	-	-	-	-	-	-	-	-	55	1.8%
Common Community Commission (Brussels)	NADO	COCOM	24	-	-	17	-	-	6	-	-	3	-	-	50	-
Pan American Sports Organization	Other-CS	PASO	26	-	1	19	-	-	4	-	-	-	-	-	49	2.0%
Bulgarian Anti-doping Center	NADO	BUL-NADO	26	-	-	18	-	-	4	-	-	-	-	-	48	-
I.R Iran National Anti-Doping Organization	NADO	IRI-NADO	48	-	-	-	-	-	-	-	-	-	-	-	48	-
Qatar Antidoping Commission	NADO	QADC	24	-	-	21	-	-	-	-	-	-	-	-	45	-
Israeli NADO	NADO	ISR-NADO	45	-	-	-	-	-	-	-	-	-	-	-	45	-
National Anti Doping Agency -India	NADO	IND-NADO	25	-	1	17	1	1	2	-	-	-	-	-	44	4.5%
UK Anti-Doping	NADO	UKAD	19	-	3	18	-	-	-	-	-	6	-	-	43	7.0%
Czech Anti-Doping Committee	NADO	CADC	32	-	-	8	-	-	-	-	-	2	-	-	42	-
European Olympic Committees	Other-CS	EOC	25	-	-	11	-	-	2	-	-	1	-	-	39	-
National Anti-doping Center of Ukraine	NADO	NADC Ukraine	20	-	1	17	-	1	-	-	-	-	-	-	37	5.4%
Doping Authority Netherlands	NADO	DAN	30	-	-	5	-	-	-	-	-	-	-	-	35	-
Agency for Anti-Doping Control of Bosnia and Herzegovina	NADO	BIH-NADO	14	-	-	16	-	-	-	-	-	4	-	-	34	-
Anti-Doping Denmark	NADO	ADD	16	-	1	15	-	-	-	-	-	3	-	-	34	2.9%
Egyptian National Anti-doping Organization	NADO	EGY-NADO	6	-	-	27	-	-	-	-	-	-	-	-	33	-
Slovenian Antidoping Organization	NADO	SLOADO	32	-	-	-	-	-	-	-	-	-	-	-	32	-
Argentina National Anti-Doping Agency	NADO	ARG-CNAD	16	-	-	15	-	-	-	-	-	-	-	-	31	-
Mexican National Anti-Doping Committee	NADO	MEX-NADO	-	-	-	28	2	-	-	-	-	-	-	-	28	-
US Anti-Doping Agency	NADO	USADA	-	-	-	28	-	-	-	-	-	-	-	-	28	-
Canadian Centre for Ethics in Sport	NADO	CCEES	-	-	-	22	-	-	-	-	-	5	-	-	27	-
CHN-Provincial Sports Bureau in China	Other	CHN-PSB	-	-	-	25	-	-	-	-	-	-	-	-	25	-
Uruguay Anti-Doping	NADO	URU-NADO	24	-	-	-	-	-	-	-	-	-	-	-	24	-
Colombian NADO	NADO	COL-NADO	11	-	-	11	-	-	1	-	-	-	-	-	23	-
Anti-Doping Agency of Serbia	NADO	ADAS	20	-	-	-	-	-	2	-	-	-	-	-	22	-
Belarus National Anti-Doping Agency	NADO	BNADO	4	-	-	13	-	-	-	-	-	3	-	-	20	-
Association of National Olympic Committees	Other-CS	ANOC	18	-	-	-	-	-	2	-	-	-	-	-	20	-
Antidoping Switzerland	NADO	ADCH	20	-	-	-	-	-	-	-	-	-	-	-	20	-
Oceania RADO	RADO	O-RADO	13	-	-	6	-	-	-	-	-	-	-	-	19	-
South East Asian Games Federation	Other	SEAGF	18	-	1	-	-	-	-	-	-	-	-	-	18	5.6%
Africa Zone I RADO	RADO	AFR-RADO-I	17	-	-	-	-	-	-	-	-	-	-	-	17	-
CHN-National Federations in China	Other	CHN-NF	-	-	-	17	-	-	-	-	-	-	-	-	17	-
Anti-Doping Paraguay	NADO	PAR-NADO	16	-	1	-	-	-	-	-	-	-	-	-	16	6.3%
Sports Bureau of Macao SAR Government	Other	MAC-NADO	12	-	-	-	-	-	4	-	-	-	-	-	16	-
Drug Free Sport New Zealand	NADO	DFS NZ	12	-	-	2	-	-	-	-	-	-	-	-	14	-
Monaco Anti-Doping Committee	NADO	CMA Monaco	-	-	-	10	-	-	-	-	-	4	-	-	14	-
National Olympic and Sports Association of Iceland	NADO	ISL-NADO	8	-	-	6	-	-	-	-	-	-	-	-	14	-
Doping Control Agency of Thailand	NADO	DCAT	-	-	-	13	-	-	-	-	-	-	-	-	13	-
Global Association of International Sports Federations	Other-CS	GAISF	13	-	-	-	-	-	-	-	-	-	-	-	13	-
Slovak Anti-Doping Agency	NADO	SADA	10	-	-	-	-	-	2	-	-	-	-	-	12	-
Nigerian National Anti-Doping Committee	NADO	NGR-NADO	-	-	-	12	-	-	-	-	-	-	-	-	12	-
Cyprus Anti-Doping Authority	NADO	CYADA	11	-	-	-	-	-	-	-	-	-	-	-	11	-
Comité d'Organisation des Jeux Africains	Other	COJA	10	-	-	-	-	-	-	-	-	-	-	-	10	-
Lithuanian Anti-Doping Agency	NADO	LTU-NADO	10	-	-	-	-	-	-	-	-	-	-	-	10	-
National Anti-Doping Agency of Tunisia	NADO	ANAD	4	-	-	5	-	-	-	-	-	-	-	-	9	-
Africa Zone II & III RADO	RADO	AFR-RADO-II-III	-	-	-	9	-	-	-	-	-	-	-	-	9	-
Anti-Doping Agency of Kenya	NADO	ADAK	-	-	-	7	1	-	-	-	-	2	-	-	9	-
Lebanese Olympic Committee/Anti-Doping Commission	NADO	LIB-OC	8	-	1	-	-	-	-	-	-	-	-	-	8	12.5%
Mongolian National Anti-Doping Organization	NADO	MGL-NADO	-	-	-	8	-	-	-	-	-	-	-	-	8	-
Luxembourg NADO	NADO	ALAD	7	-	-	1	-	-	-	-	-	-	-	-	8	-
Azerbaijan National Anti-Doping Agency	NADO	AMADA	8	-	-	-	-	-	-	-	-	-	-	-	8	-
Estonian Anti-Doping Agency	NADO	EADA	4	-	-	4	-	-	-	-	-	-	-	-	8	-
Cuban National Anti-Doping Agency	NADO	CUB-NADO	3	-	-	3	-	-	-	-	-	-	-	-	6	-
West Asia RADO	RADO	W-ASIA-RADO	-	-	-	5	-	-	-	-	-	-	-	-	5	-

2019 Anti-Doping Testing Figures
Samples Analyzed and Reported by Accredited Laboratories in ADAMS

Table 26: ASOIF Sport - Basketball - continued

Testing Authority (TA)	TA Category	ADAMS Code	Urine						Blood						Total Samples	% AAF
			IC			OOC			IC			OOC				
			Samples	ATF	AAF	Samples	ATF	AAF	Samples	ATF	AAF	Samples	ATF	AAF		
Lembaga Anti-Doping Indonesia	NADO	LADI	-	-	-	5	-	-	-	-	-	-	-	-	5	-
Sport Ireland	NADO	SI	5	-	-	-	-	-	-	-	-	-	-	-	5	-
Africa Zone VI RADO	RADO	AFR-RADO-VI	-	-	-	5	-	-	-	-	-	-	-	-	5	-
Anti-Doping Commission of Malta	NADO	MLT-NADO	4	-	-	-	-	-	-	-	-	-	-	-	4	-
United Arab Emirates National Anti-doping Committee	NADO	UAE-NADO	4	-	-	-	-	-	-	-	-	-	-	-	4	-
Jordan Anti-doping Organization	NADO	JADO	-	-	-	4	-	-	-	-	-	-	-	-	4	-
Anti-Doping Commission of Montenegro	NADO	MNE-NADO	4	-	-	-	-	-	-	-	-	-	-	-	4	-
National Anti-Doping Commission of Macedonia	NADO	MKD-NADO	4	-	-	-	-	-	-	-	-	-	-	-	4	-
Africa Zone V RADO	RADO	AFR-RADO-V	-	-	-	4	-	-	-	-	-	-	-	-	4	-
International Workers Sports Confederation	Other-CS	CSIT	4	-	-	-	-	-	-	-	-	-	-	-	4	-
Comité International des Jeux des îles de l'Océan Indien	Other	CIJ	4	-	-	-	-	-	-	-	-	-	-	-	4	-
Central American RADO	RADO	RADO-CAM	-	-	-	4	-	-	-	-	-	-	-	-	4	-
Kazakhstan National Anti-Doping Centre	NADO	KAZ-NADO	-	-	-	3	-	-	-	-	-	-	-	-	3	-
Federacion Dominicana de Medicina del Deporte	NADO	FEDOMEDE	-	-	-	3	-	-	-	-	-	-	-	-	3	-
Anti-Doping Commission, Chinese Taipei Olympic Committee	NADO	CTADA	2	-	-	-	-	-	-	-	-	-	-	-	2	-
South Asia RADO	RADO	S-ASIA-RADO	-	-	-	2	-	-	-	-	-	-	-	-	2	-
Caribbean RADO	RADO	CAR-RADO	-	-	-	2	-	-	-	-	-	-	-	-	2	-
CHN-Military Sport Department in China	Other	CHN-MSD	-	-	-	2	-	-	-	-	-	-	-	-	2	-
International Catholic Federation of Physical Education and Sports	Other	FICEP	1	-	-	-	-	-	-	-	-	-	-	-	1	-
Andorra National Anti-Doping Commission	NADO	AGAD	-	-	-	1	-	-	-	-	-	-	-	-	1	-
International Masters Games Association	Other-CS	IMGA	1	-	1	-	-	-	-	-	-	-	-	-	1	100.0%
Sri Lanka Anti Doping Agency	NADO	SRI-NADO	-	-	-	1	-	-	-	-	-	-	-	-	1	-
South American RADO	RADO	RADO-SAM	-	-	-	1	-	-	-	-	-	-	-	-	1	-
			3298	1	31	2133	6	5	92	-	-	299	-	-	5822	

2019 Anti-Doping Testing Figures
Samples Analyzed and Reported by Accredited Laboratories in ADAMS

Table 27: ASOIF Sport - Boxing

Testing Authority (TA)	TA Category	ADAMS Code	Urine						Blood						Total Samples	% AAF
			IC			OOC			IC			OOC				
			Samples	ATF	AAF	Samples	ATF	AAF	Samples	ATF	AAF	Samples	ATF	AAF		
National Anti Doping Agency -India	NADO	IND-NADO	152	-	5	234	-	1	3	-	-	15	-	-	404	1.5%
International Boxing Association	ASOIF	AIBA	201	-	2	126	-	-	-	-	-	20	-	-	347	0.6%
China Anti-Doping Agency	NADO	CHINADA	132	-	-	108	-	-	2	-	-	5	-	-	247	-
Azerbaijan National Anti-Doping Agency	NADO	AMADA	66	1	3	74	-	-	10	-	-	12	-	-	162	1.9%
Polish Anti-Doping Agency	NADO	POLADA	34	-	-	86	-	3	-	-	-	26	-	-	146	2.1%
Italian National Anti-Doping Agency	NADO	NADO ITALIA	42	-	1	67	-	-	-	-	-	11	-	-	120	0.8%
Kazakhstan National Anti-Doping Centre	NADO	KAZ-NADO	4	-	-	104	-	-	-	-	-	11	-	-	119	-
Russian National Anti-Doping Organization	NADO	RUSADA	16	-	-	97	-	1	-	-	-	-	-	-	113	0.9%
German National Anti-Doping Agency	NADO	NADA	64	-	1	29	-	-	10	-	-	6	-	-	109	0.9%
European Olympic Committees	OTHER-CS	EOC	48	-	1	47	-	-	8	-	-	5	-	-	108	0.9%
UK Anti-Doping	NADO	UKAD	9	-	-	67	-	-	-	-	-	15	-	-	91	-
CHN-Provincial Sports Bureau in China	Other	CHN-PSB	22	-	-	60	-	-	-	-	-	-	-	-	82	-
Mexican National Anti-Doping Committee	NADO	MEX-NADO	-	-	-	80	1	-	-	-	-	-	-	-	80	-
US Anti-Doping Agency	NADO	USADA	25	-	-	55	-	-	-	-	-	-	-	-	80	-
French Anti-Doping Agency	NADO	AFLD-NADO	32	-	1	42	-	-	-	-	-	4	-	-	78	1.3%
CHN-National Federations in China	Other	CHN-NF	-	-	-	78	-	-	-	-	-	-	-	-	78	-
Spain National Anti-Doping Agency	NADO	ESP-NADO	77	-	2	-	-	-	-	-	-	-	-	-	77	2.6%
Canadian Centre for Ethics in Sport	NADO	CCES	22	-	-	36	-	1	6	-	-	8	-	-	72	1.4%
National Anti-doping Center of Ukraine	NADO	NADC Ukraine	5	-	1	56	-	-	-	-	-	6	-	-	67	1.5%
Swedish Sports Confederation	NADO	RF	24	-	1	30	-	1	-	-	-	8	-	-	62	3.2%
Pan American Sports Organization	OTHER-CS	PASO	30	-	1	18	-	-	-	-	-	13	-	-	61	1.6%
Antidoping Switzerland	NADO	ADCH	26	-	2	32	-	-	-	-	-	1	-	-	59	3.4%
Africa Zone I RADO	RADO	AFR-RADO-I	14	-	-	41	-	-	-	-	-	-	-	-	55	-
Romanian National Anti-Doping Agency	NADO	ANAD-Romania	4	-	-	36	-	1	-	-	-	14	-	-	54	1.9%
Sport Ireland	NADO	SI	8	-	-	34	-	-	-	-	-	7	-	-	49	-
Cuban National Anti-Doping Agency	NADO	CUB-NADO	10	-	-	31	-	-	-	-	-	6	-	-	47	-
Korea Anti-Doping Agency	NADO	KADA	17	-	-	24	-	-	2	-	-	3	-	-	46	-
Bulgarian Anti-doping Center	NADO	BUL-NADO	12	-	-	29	-	-	-	-	-	4	-	-	45	-
NADO Flanders	NADO	NADOF	27	-	-	17	-	-	-	-	-	-	-	-	44	-
Anti-Doping Norway	NADO	ADNO	9	-	-	28	-	1	-	-	-	4	-	-	41	2.4%
Braslian Authority on Anti-Doping Control	NADO	ABCD	-	-	-	34	-	-	-	-	-	6	-	-	40	-
Doping Authority Netherlands	NADO	DAN	18	-	1	19	-	-	-	-	-	3	-	-	40	2.5%
Australian Sports Anti-Doping Authority	NADO	ASADA	20	-	-	20	-	-	-	-	-	-	-	-	40	-
French Community of Belgium NADO	NADO	BEL-CFWB	24	-	1	9	-	-	3	-	-	3	-	-	39	2.6%
Anti-Doping Denmark	NADO	ADD	14	-	1	22	-	1	-	-	-	2	-	-	38	5.3%
Turkish Anti Doping Commission	NADO	TADC	22	-	-	16	-	-	-	-	-	-	-	-	38	-
South African Institute for Drug-Free Sport	NADO	SAIDS	32	1	-	3	-	-	-	-	-	-	-	-	35	-
Doping Control Agency of Thailand	NADO	DCAT	15	-	-	19	-	-	-	-	-	-	-	-	34	-
Finnish Center for Integrity in Sports	NADO	FINCIS	10	-	1	19	-	1	1	-	-	3	-	-	33	6.1%
Belarus National Anti-Doping Agency	NADO	BNADA	8	-	1	17	-	-	-	-	-	4	-	-	29	3.4%
Czech Anti-Doping Committee	NADO	CADC	16	-	-	7	-	1	-	-	-	3	-	-	26	3.8%
National Anti-Doping agency of Uzbekistan	NADO	UZNADA	-	-	-	23	-	1	-	-	-	-	-	-	23	4.3%
Mongolian National Anti-Doping Organization	NADO	MGL-NADO	11	-	-	12	-	1	-	-	-	-	-	-	23	4.3%
Colombian NADO	NADO	COL-NADO	7	-	-	13	-	1	2	-	-	-	-	-	22	4.5%
National Anti-Doping Agency Austria GmbH	NADO	NADA Austria	6	-	-	13	-	-	-	-	-	3	-	-	22	-
Hungarian Anti-Doping Agency	NADO	HUNADO	6	-	-	12	-	-	-	-	-	3	-	-	21	-
Saudi Arabian Antidoping Committee	NADO	KSA-NADO	20	-	2	-	-	-	-	-	-	-	-	-	20	10.0%
Croatian Institute of Public Health	NADO	CIPH	7	-	-	11	-	-	-	-	-	-	-	-	18	-
World Anti-Doping Agency	OTHER-CS	WADA-AMA	4	-	-	11	-	-	-	-	-	3	-	-	18	-
Anti-Doping Agency of Kenya	NADO	ADAK	-	-	-	17	-	-	-	-	-	-	-	-	17	-
Japan Anti-Doping Agency	NADO	JADA	16	-	-	-	-	-	-	-	-	-	-	-	16	-
Slovak Anti-Doping Agency	NADO	SADA	12	-	1	2	-	-	-	-	-	2	-	-	16	6.3%
Anti-Doping Commission, Chinese Taipei Olympic Committee	NADO	CTADA	15	-	1	-	-	-	1	-	-	-	-	-	16	6.3%
Ethiopian Anti doping Organization	NADO	ETH-NADO	-	-	-	16	-	-	-	-	-	-	-	-	16	-
South Asia RADO	RADO	S-ASIA-RADO	11	-	-	4	-	-	-	-	-	-	-	-	15	-
Nigerian National Anti-Doping Committee	NADO	NGR-NADO	8	-	-	7	-	-	-	-	-	-	-	-	15	-
Comité d'Organisation des Jeux Africains	Other	COJA	14	-	1	-	-	-	-	-	-	1	-	-	15	6.7%
Oceania RADO	RADO	O-RADO	10	-	-	5	-	-	-	-	-	-	-	-	15	-
Central Asia RADO	RADO	RADOCA-RADO	-	-	-	14	2	-	-	-	-	-	-	-	14	-
Agency for Anti-Doping Control of Bosnia and Herzegovina	NADO	BIH-NADO	4	-	1	8	-	-	2	-	-	-	-	-	14	7.1%
Estonian Anti-Doping Agency	NADO	EADA	3	-	-	8	-	-	1	-	-	1	-	-	13	-
Anti-Doping Agency of Serbia	NADO	ADAS	12	-	2	-	-	-	-	-	-	-	-	-	12	16.7%
Monaco Anti-Doping Committee	NADO	CMA Monaco	8	-	1	3	-	-	-	-	-	1	-	-	12	8.3%
Africa Zone VI RADO	RADO	AFR-RADO-VI	-	-	-	12	-	-	-	-	-	-	-	-	12	-
Lembaga Anti-Doping Indonesia	NADO	LADI	-	-	-	11	-	-	-	-	-	-	-	-	11	-
Thailand University Sport Board	Other	THA-UNI	10	-	-	-	-	-	-	-	-	-	-	-	10	-
Trinidad and Tobago Olympic Committee	NADO	TTOC	6	-	1	4	-	-	-	-	-	-	-	-	10	10.0%
National Anti-Doping Agency of Tunisia	NADO	ANAD	6	-	-	3	-	1	-	-	-	1	-	-	10	10.0%
Common Community Commission (Brussels)	NADO	COCOM	4	-	-	3	-	-	2	-	-	1	-	-	10	-
Qatar Antidoping Commission	NADO	QADC	-	-	-	6	-	-	-	-	-	3	-	-	9	-
Egyptian National Anti-doping Organization	NADO	EGY-NADO	-	-	-	9	-	-	-	-	-	-	-	-	9	-
Georgian Anti-Doping Agency	NADO	GEO-NADO	-	-	-	9	-	-	-	-	-	-	-	-	9	-
South East Asia RADO	RADO	SE-ASIA-RADO	-	-	-	8	-	-	-	-	-	-	-	-	8	-
Armenian National Anti-Doping Organization	NADO	ARM-NADO	6	-	-	2	-	-	-	-	-	-	-	-	8	-
Eastern Europe RADO	RADO	E-EUR-RADO	-	-	-	8	-	-	-	-	-	-	-	-	8	-
Monaco Boxing Federation	Other	MON-BX	8	-	-	-	-	-	-	-	-	-	-	-	8	-
Central American RADO	RADO	RADO-CAM	-	-	-	8	-	-	-	-	-	-	-	-	8	-
Caribbean RADO	RADO	CAR-RADO	-	-	-	7	-	-	-	-	-	-	-	-	7	-
Anti-Doping Bureau of Latvia	NADO	LAT-NADO	6	-	-	-	-	-	1	-	-	-	-	-	7	-
Democratic People's Republic of Korea Anti-Doping Committee	NADO	DPRKADC	1	-	-	4	-	-	-	-	-	1	-	-	6	-
Comité International des Jeux des îles de l'Océan Indien	Other	CIJ	5	-	-	-	-	-	-	-	-	-	-	-	5	-

2019 Anti-Doping Testing Figures
Samples Analyzed and Reported by Accredited Laboratories in ADAMS

Table 27: ASOIF Sport - Boxing - continued

Testing Authority (TA)	TA Category	ADAMS Code	Urine						Blood						Total Samples	% AAF
			IC			OOC			IC			OOC				
			Samples	ATF	AAF	Samples	ATF	AAF	Samples	ATF	AAF	Samples	ATF	AAF		
Indian Ocean RADO	RADO	IND-OCE-RADO	-	-	-	5	-	-	-	-	-	-	-	-	5	-
Anti-Doping Singapore	NADO	ADS	-	-	-	3	-	-	-	-	-	1	-	-	4	-
Sri Lanka Anti Doping Agency	NADO	SRI-NADO	4	-	-	-	-	-	-	-	-	-	-	-	4	-
South East Asian Games Federation	Other	SEAGF	4	-	-	-	-	-	-	-	-	-	-	-	4	-
National Antidoping Agency of the Republic of Moldova	NADO	NADO Moldova	-	-	-	4	-	-	-	-	-	-	-	-	4	-
Jordan Anti-doping Organization	NADO	JADO	-	-	-	4	-	-	-	-	-	-	-	-	4	-
Peru National Anti-Doping Commission	NADO	CONAD PERU	-	-	-	4	-	-	-	-	-	-	-	-	4	-
Hellenic National Council for Combatting Doping	NADO	ESKAN	4	-	-	-	-	-	-	-	-	-	-	-	4	-
Argentina National Anti-Doping Agency	NADO	ARG-CNAD	-	-	-	4	-	2	-	-	-	-	-	-	4	50.0%
Africa Zone V RADO	RADO	AFR-RADO-V	-	-	-	4	-	-	-	-	-	-	-	-	4	-
Anti-Doping Agency of Malaysia	NADO	ADAMAS	-	-	-	3	-	-	-	-	-	-	-	-	3	-
Ecuador NADO	NADO	ECU-NADO	-	-	-	3	-	-	-	-	-	-	-	-	3	-
South American RADO	RADO	RADO-SAM	-	-	-	3	-	-	-	-	-	-	-	-	3	-
World Boxing Federation	Other	WBF-Prof	3	-	-	-	-	-	-	-	-	-	-	-	3	-
Lithuanian Anti-Doping Agency	NADO	LTU-NADO	3	-	-	-	-	-	-	-	-	-	-	-	3	-
International Boxing Organization	Other	IBO	3	-	-	-	-	-	-	-	-	-	-	-	3	-
Hong Kong Anti-Doping Committee	NADO	HKG-ADC	-	-	-	2	-	-	-	-	-	-	-	-	2	-
West Asia RADO	RADO	W-ASIA-RADO	-	-	-	2	-	-	-	-	-	-	-	-	2	-
Slovenian Antidoping Organization	NADO	SLOADO	-	-	-	2	-	-	-	-	-	-	-	-	2	-
Federacion Dominicana de Medicina del Deporte	NADO	FEDOMEDE	-	-	-	2	-	-	-	-	-	-	-	-	2	-
Vietnam Anti-Doping & Sports Medicine Agency	NADO	VADA	-	-	-	2	-	-	-	-	-	-	-	-	2	-
Royal Belgian Boxing Association	Other	BEL-BOX	2	-	-	-	-	-	-	-	-	-	-	-	2	-
Algerian National Anti-Doping Organization	NADO	ALG-NADO	2	-	-	-	-	-	-	-	-	-	-	-	2	-
Puerto Rico Anti-Doping Organization	NADO	PUR-NADO	-	-	-	2	-	-	-	-	-	-	-	-	2	-
Costa Rica NADO	NADO	CRC-NADO	-	-	-	2	-	-	-	-	-	-	-	-	2	-
Bahamas Anti-Doping Commission	NADO	BADC	-	-	-	1	-	-	-	-	-	-	-	-	1	-
Uruguay Anti-Doping	NADO	URU-NADO	-	-	-	1	-	-	-	-	-	-	-	-	1	-
CHN-Military Sport Department in China	Other	CHN-MSD	-	-	-	1	-	-	-	-	-	-	-	-	1	-
Luxembourg NADO	NADO	ALAD	-	-	-	1	-	-	-	-	-	-	-	-	1	-
Africa Zone II & III RADO	RADO	AFR-RADO-II-III	-	-	-	1	-	-	-	-	-	-	-	-	1	-
			1562	2	36	2280	3	18	54	-	-	249	-	-	4145	

2019 Anti-Doping Testing Figures
Samples Analyzed and Reported by Accredited Laboratories in ADAMS

Table 28: ASOIF Sport - Canoe / Kayak

Testing Authority (TA)	TA Category	ADAMS Code	Urine						Blood						Total Samples	% AAF
			IC			OOC			IC			OOC				
			Samples	ATF	AAF	Samples	ATF	AAF	Samples	ATF	AAF	Samples	ATF	AAF		
German National Anti-Doping Agency	NADO	NADA	169	-	2	401	-	-	57	-	-	174	-	-	801	0.2%
China Anti-Doping Agency	NADO	CHINADA	166	-	-	235	1	-	6	-	-	15	-	-	422	-
Russian National Anti-Doping Organization	NADO	RUSADA	179	-	-	224	-	3	2	-	-	15	-	-	420	0.7%
International Canoe Federation	ASOIF	ICF	203	-	-	99	-	1	2	-	-	9	-	-	313	0.3%
Polish Anti-Doping Agency	NADO	POLADA	56	-	-	140	-	4	-	-	-	28	-	-	224	1.8%
Hungarian Anti-Doping Agency	NADO	HUNADO	49	-	-	131	-	1	-	-	-	35	-	-	215	0.5%
Spain National Anti-Doping Agency	NADO	ESP-NADO	113	1	2	66	-	-	12	-	-	4	-	-	195	1.0%
Italian National Anti-Doping Agency	NADO	NADO ITALIA	60	-	-	91	-	-	-	-	-	32	-	-	183	-
Australian Sports Anti-Doping Authority	NADO	ASADA	52	-	-	102	-	-	-	-	-	11	-	-	165	-
Kazakhstan National Anti-Doping Centre	NADO	KAZ-NADO	47	-	-	101	-	1	-	-	-	-	-	-	148	0.7%
CHN-Provincial Sports Bureau in China	Other	CHN-PSB	46	-	-	96	-	-	-	-	-	-	-	-	142	-
Canadian Centre for Ethics in Sport	NADO	CCES	20	-	-	85	-	-	-	-	-	21	-	-	126	-
European Olympic Committees	Other-CS	EOC	49	-	-	48	-	1	6	-	-	4	-	-	107	0.9%
French Anti-Doping Agency	NADO	AFLD-NADO	31	-	-	53	-	-	8	-	-	14	-	-	106	-
Korea Anti-Doping Agency	NADO	KADA	47	-	1	43	-	1	6	-	-	6	-	-	102	2.0%
UK Anti-Doping	NADO	UKAD	12	-	-	69	-	-	-	-	-	14	-	-	95	-
Romanian National Anti-Doping Agency	NADO	ANAD-Romania	37	1	-	42	-	-	-	-	-	15	-	-	94	-
Mexican National Anti-Doping Committee	NADO	MEX-NADO	30	-	2	48	1	-	-	-	-	-	-	-	78	2.6%
Pan American Sports Organization	Other-CS	PASO	41	-	-	18	-	-	10	-	-	3	-	-	72	-
Czech Anti-Doping Committee	NADO	CADC	42	-	-	22	-	-	-	-	-	5	-	-	69	-
Belarus National Anti-Doping Agency	NADO	BNADA	29	-	-	25	-	-	2	-	-	4	-	-	60	-
Anti-Doping Denmark	NADO	ADD	12	-	-	32	-	-	4	-	-	8	-	-	56	-
Swedish Sports Confederation	NADO	RF	16	-	-	33	-	-	-	-	-	-	-	-	49	-
National Anti Doping Agency -India	NADO	IND-NADO	13	-	-	33	-	-	-	-	-	1	-	-	47	-
Slovak Anti-Doping Agency	NADO	SADA	12	-	-	25	-	-	1	-	-	7	-	-	45	-
National Anti-doping Center of Ukraine	NADO	NADC Ukraine	22	-	2	17	-	1	-	-	-	5	-	-	44	6.8%
Drug Free Sport New Zealand	NADO	DFSNZ	16	-	1	26	-	-	-	-	-	2	-	-	44	2.3%
Japan Anti-Doping Agency	NADO	JADA	31	-	-	7	-	-	5	-	-	-	-	-	43	-
Finnish Center for Integrity in Sports	NADO	FINCIS	12	-	-	21	-	-	-	-	-	3	-	-	36	-
Brasillian Authority on Anti-Doping Control	NADO	ABCD	28	-	1	5	-	-	-	-	-	-	-	-	33	3.0%
Antidoping Switzerland	NADO	ADCH	4	-	-	25	-	-	-	-	-	2	-	-	31	-
Anti-Doping Agency of Serbia	NADO	ADAS	19	-	1	8	-	-	-	-	-	3	-	-	30	3.3%
National Anti-Doping Agency Austria GmbH	NADO	NADA Austria	6	-	-	22	-	-	-	-	-	2	-	-	30	-
Bulgarian Anti-doping Center	NADO	BUL-NADO	11	-	-	16	-	-	-	-	-	3	-	-	30	-
Cuban National Anti-Doping Agency	NADO	CUB-NADO	-	-	-	23	-	-	-	-	-	6	-	-	29	-
Portugal Anti-Doping Agency	NADO	ADoP	18	-	1	5	-	-	-	-	-	-	-	-	23	4.3%
US Anti-Doping Agency	NADO	USADA	10	-	-	13	-	-	-	-	-	-	-	-	23	-
Anti-Doping Bureau of Latvia	NADO	LAT-NADO	5	-	-	14	-	-	-	-	-	3	-	-	22	-
Anti-Doping Norway	NADO	ADNO	8	-	-	12	-	-	-	-	-	1	-	-	21	-
Anti-Doping Singapore	NADO	ADS	-	-	-	19	1	-	-	-	-	2	-	-	21	-
I.R Iran National Anti-Doping Organization	NADO	IRI-NADO	-	-	-	19	-	1	-	-	-	-	-	-	19	5.3%
Comité d'Organisation des Jeux Africains	Other	COJA	18	-	-	-	-	-	-	-	-	-	-	-	18	-
Argentina National Anti-Doping Agency	NADO	ARG-CNAD	7	-	-	9	-	-	-	-	-	-	-	-	16	-
European Canoe Association	Other	ECA	16	-	-	-	-	-	-	-	-	-	-	-	16	-
South African Institute for Drug-Free Sport	NADO	SAIDS	8	-	-	7	-	-	-	-	-	-	-	-	15	-
Colombian NADO	NADO	COL-NADO	6	-	-	8	-	-	-	-	-	-	-	-	14	-
Sport Ireland	NADO	SI	-	-	-	7	-	-	-	-	-	4	-	-	11	-
South East Asian Games Federation	Other	SEAGF	15	1	-	-	-	-	-	-	-	-	-	-	15	-
Azerbaijan National Anti-Doping Agency	NADO	AMADA	3	-	-	6	-	-	-	-	-	2	-	-	11	-
Lithuanian Anti-Doping Agency	NADO	LTU-NADO	6	-	-	5	-	-	-	-	-	-	-	-	11	-
World Anti-Doping Agency	Other-CS	WADA-AMA	-	-	-	6	-	-	-	-	-	5	-	-	11	-
French Canoe Kayak Federation	Other	FRA-FFCK	10	-	-	-	-	-	-	-	-	-	-	-	10	-
Turkish Anti Doping Commission	NADO	TADC	9	-	-	-	-	-	-	-	-	-	-	-	9	-
National Anti-Doping Agency of Tunisia	NADO	ANAD	5	-	-	4	-	-	-	-	-	-	-	-	9	-
Agency for Anti-Doping Control of Bosnia and Herzegovina	NADO	BIH-NADO	-	-	-	8	-	-	-	-	-	-	-	-	8	-
Slovenian Antidoping Organization	NADO	SLOADO	-	-	-	7	-	-	-	-	-	-	-	-	7	-
Chilean National Anti-Doping Commission	NADO	CHI-NADO	-	-	-	6	-	-	-	-	-	-	-	-	6	-
Doping Authority Netherlands	NADO	DAN	6	-	-	-	-	-	-	-	-	-	-	-	6	-
Ecuador NADO	NADO	ECU-NADO	-	-	-	6	-	1	-	-	-	-	-	-	6	16.7%
Central Asia RADO	RADO	RADOCA-RADO	-	-	-	6	-	-	-	-	-	-	-	-	6	-
Oceania RADO	RADO	O-RADO	2	-	-	3	-	-	-	-	-	-	-	-	5	-
Vietnam Anti-Doping & Sports Medicine Agency	NADO	VADA	-	-	-	5	-	-	-	-	-	-	-	-	5	-
National Antidoping Agency of the Republic of Moldova	NADO	NADO Moldova	-	-	-	2	-	-	-	-	-	2	-	-	4	-
Hellenic National Council for Combatting Doping	NADO	ESKAN	4	-	-	-	-	-	-	-	-	-	-	-	4	-
International Committee of Mediterranean Games	Other-CS	ICMG	4	-	-	-	-	-	-	-	-	-	-	-	4	-
Eastern Europe RADO	RADO	E-EUR-RADO	-	-	-	4	-	-	-	-	-	-	-	-	4	-
Nigerian National Anti-Doping Committee	NADO	NGR-NADO	-	-	-	4	-	-	-	-	-	-	-	-	4	-
Africa Zone V RADO	RADO	AFR-RADO-V	-	-	-	4	-	-	-	-	-	-	-	-	4	-
Federacion Dominicana de Medicina del Deporte	NADO	FEDOMEDE	-	-	-	3	-	-	-	-	-	-	-	-	3	-
Andorra National Anti-Doping Commission	NADO	AGAD	-	-	-	3	-	-	-	-	-	-	-	-	3	-
Anti-Doping Commission, Chinese Taipei Olympic Committee	NADO	CTADA	2	-	-	-	-	-	-	-	-	-	-	-	2	-
South American Sports Organization	Other-CS	ODESUR	2	-	1	-	-	-	-	-	-	-	-	-	2	50.0%
Central American RADO	RADO	RADO-CAM	-	-	-	2	-	-	-	-	-	-	-	-	2	-
Doping Control Agency of Thailand	NADO	DCAT	-	-	-	2	-	-	-	-	-	-	-	-	2	-
International Masters Games Association	Other-CS	IMGA	1	-	-	-	-	-	-	-	-	-	-	-	1	-
Hong Kong Anti-Doping Committee	NADO	HKG-ADC	-	-	-	1	-	-	-	-	-	-	-	-	1	-
			1845	3	14	2632	3	15	121	-	-	470	-	-	5068	

2019 Anti-Doping Testing Figures
Samples Analyzed and Reported by Accredited Laboratories in ADAMS

Table 29: ASOIF Sport - Cycling

Testing Authority (TA)	TA Category	ADAMS Code	Urine						Blood						Total Samples	% AAF
			IC Samples	IC ATF	IC AAF	OOC Samples	OOC ATF	OOC AAF	IC Samples	IC ATF	IC AAF	OOC Samples	OOC ATF	OOC AAF		
International Cycling Union	ASOIF	UCI	4373	1	27	3659	2	7	400	-	1	231	-	1	8663	0.4%
German National Anti-Doping Agency	NADO	NADA	396	-	3	406	-	3	110	-	-	206	-	-	1118	0.5%
French Anti-Doping Agency	NADO	AFLD-NADO	658	-	10	240	-	-	74	-	-	39	-	-	1011	1.0%
Italian National Anti-Doping Agency	NADO	NADO ITALIA	645	2	24	198	-	3	26	-	1	84	-	1	953	3.0%
China Anti-Doping Agency	NADO	CHINADA	439	1	-	397	1	2	31	1	-	73	-	1	940	0.3%
US Anti-Doping Agency	NADO	USADA	560	-	13	306	2	1	1	-	-	30	-	-	897	1.6%
Spain National Anti-Doping Agency	NADO	ESP-NADO	425	-	9	268	-	2	113	-	-	61	-	1	867	1.4%
Portugal Anti-Doping Agency	NADO	ADoP	570	1	14	42	-	-	-	-	-	-	-	-	612	2.3%
NADO Flanders	NADO	NADOF	415	-	3	148	-	1	12	-	-	-	-	-	575	0.7%
Colombian NADO	NADO	COL-NADO	192	1	1	179	-	4	58	-	3	96	1	2	525	1.9%
Russian National Anti-Doping Organization	NADO	RUSADA	236	-	5	231	-	-	25	-	-	14	-	-	506	1.0%
UK Anti-Doping	NADO	UKAD	105	-	-	325	-	-	4	-	-	58	-	-	492	-
Australian Sports Anti-Doping Authority	NADO	ASADA	127	-	3	234	-	-	6	-	-	57	-	-	424	0.7%
Doping Authority Netherlands	NADO	DAN	244	-	3	142	-	-	-	-	-	32	-	1	418	1.0%
French Community of Belgium NADO	NADO	BEL-CFWB	266	-	3	77	-	-	29	-	-	11	-	-	383	0.8%
Antidoping Switzerland	NADO	ADCH	56	-	-	263	-	1	2	-	-	35	-	-	356	0.3%
Canadian Centre for Ethics in Sport	NADO	CCES	85	-	1	164	-	-	2	-	-	56	-	-	307	0.3%
Japan Anti-Doping Agency	NADO	JADA	275	-	-	19	-	-	8	-	-	3	-	-	305	-
CHN-Provincial Sports Bureau in China	Other	CHN-PSB	77	-	5	161	1	-	-	-	-	-	-	-	238	2.1%
Anti-Doping Denmark	NADO	ADD	104	-	4	100	-	-	-	-	-	26	-	-	230	1.7%
Korea Anti-Doping Agency	NADO	KADA	121	-	1	71	-	-	8	-	-	17	-	-	217	0.5%
CHN-National Federations in China	Other	CHN-NF	87	-	-	94	-	1	-	-	-	34	-	-	215	0.5%
Polish Anti-Doping Agency	NADO	POLADA	131	-	1	48	-	-	-	-	-	17	-	-	196	0.5%
Drug Free Sport New Zealand	NADO	DFSNZ	55	-	1	127	-	-	-	-	-	11	-	-	193	0.5%
Anti-Doping Norway	NADO	ADNO	53	-	-	111	-	1	1	-	-	20	-	-	185	0.5%
Braslian Authority on Anti-Doping Control	NADO	ABCD	147	-	11	28	-	1	-	-	-	7	-	-	182	6.6%
European Olympic Committees	Other-CS	EOC	87	-	-	74	-	-	8	-	-	9	-	-	178	-
National Anti-Doping Agency Austria GmbH	NADO	NADA Austria	66	-	-	97	-	-	-	-	-	5	-	-	168	-
Cuban National Anti-Doping Agency	NADO	CUB-NADO	126	-	-	39	-	-	-	-	-	-	-	-	165	-
Kazakhstan National Anti-Doping Centre	NADO	KAZ-NADO	67	-	1	96	-	1	-	-	-	-	-	-	163	1.2%
Pan American Sports Organization	Other-CS	PASO	64	-	2	52	1	1	2	-	-	27	-	-	145	2.1%
Sport Ireland	NADO	SI	37	-	1	63	-	-	-	-	-	40	-	-	140	0.7%
Turkish Anti Doping Commission	NADO	TADC	65	-	-	74	-	1	-	-	-	1	-	-	140	0.7%
National Anti Doping Agency -India	NADO	IND-NADO	36	-	-	78	-	-	5	-	-	4	-	-	123	-
Czech Anti-Doping Committee	NADO	CADC	75	-	-	30	-	-	-	-	-	9	-	-	114	-
Azerbaijan National Anti-Doping Agency	NADO	AMADA	54	-	-	45	-	-	5	-	-	9	-	-	113	-
Chilean National Anti-Doping Commission	NADO	CHI-NADO	104	-	1	6	-	-	-	-	-	-	-	-	110	0.9%
National Anti-doping Center of Ukraine	NADO	NADC Ukraine	68	-	4	26	-	1	10	-	-	-	-	-	104	4.8%
Swedish Sports Confederation	NADO	RF	33	-	-	59	-	-	-	-	-	6	-	-	98	-
South African Institute for Drug-Free Sport	NADO	SAIDS	55	-	-	36	-	1	2	-	-	-	-	-	93	1.1%
Mexican National Anti-Doping Committee	NADO	MEX-NADO	66	1	2	26	-	-	-	-	-	-	-	-	92	2.2%
Guatemala NADO	NADO	GUA-OAD	70	4	5	-	-	-	-	-	-	10	-	-	80	6.3%
Africa Zone I RADO	RADO	AFR-RADO-I	42	-	-	35	-	-	-	-	-	1	-	-	78	-
Basque Anti-Doping Agency	Other	ESP-Vasco	72	-	3	-	-	-	-	-	-	-	-	-	72	4.2%
Doping Control Agency of Thailand	NADO	DCAT	32	-	-	38	-	-	-	-	-	-	-	-	70	-
Hungarian Anti-Doping Agency	NADO	HUNADO	32	-	4	21	-	1	14	-	-	2	-	-	69	7.2%
Belarus National Anti-Doping Agency	NADO	BNADA	32	-	-	29	-	-	5	-	-	3	-	-	69	-
Costa Rica NADO	NADO	CRC-NADO	46	-	3	8	-	-	9	-	1	-	-	-	63	6.3%
Finnish Center for Integrity in Sports	NADO	FINCIS	22	-	-	25	-	1	3	-	-	7	-	-	57	1.8%
Luxembourg NADO	NADO	ALAD	26	-	-	16	-	-	-	-	-	15	-	-	57	-
Argentina National Anti-Doping Agency	NADO	ARG-CNAD	39	-	8	13	-	-	-	-	-	-	-	-	52	15.4%
I.R Iran National Anti-Doping Organization	NADO	IRI-NADO	49	-	8	-	-	-	-	-	-	-	-	-	49	16.3%
Slovenian Antidoping Organization	NADO	SLOADO	26	-	-	15	-	-	-	-	-	2	-	-	43	-
Korea Cycle Racing Association	Other	KOR-CYC (R)	-	-	-	40	-	-	-	-	-	-	-	-	40	-
Anti-Doping Bureau of Latvia	NADO	LAT-NADO	13	-	-	21	-	-	-	-	-	5	-	-	39	-
Hellenic National Council for Combatting Doping	NADO	ESKAN	34	-	-	3	-	-	-	-	-	-	-	-	37	-
Africa Zone II & III RADO	RADO	AFR-RADO-II-III	20	-	-	14	-	-	-	-	-	-	-	-	34	-
Ecuador NADO	NADO	ECU-NADO	18	-	-	16	-	-	-	-	-	-	-	-	34	-
Romanian National Anti-Doping Agency	NADO	ANAD-Romania	6	-	-	15	-	-	-	-	-	11	-	-	32	-
Japan Keirin Foundation	Other	JKA	18	-	-	12	-	1	-	-	-	-	-	-	30	3.3%
Central American RADO	RADO	RADO-CAM	22	-	-	6	-	-	-	-	-	-	-	-	28	-
Peru National Anti-Doping Commission	NADO	CONAD PERU	11	-	-	16	-	-	-	-	-	-	-	-	27	-
Qatar Antidoping Commission	NADO	QADC	-	-	-	15	-	-	-	-	-	10	-	-	25	-
World Anti-Doping Agency	Other-CS	WADA-AMA	16	2	-	8	-	1	-	-	-	1	-	-	25	4.0%
South East Asian Games Federation	Other	SEAGF	24	-	1	-	-	-	-	-	-	-	-	-	24	4.2%
Federacion Dominicana de Medicina del Deporte	NADO	FEDOMEDE	20	-	-	3	-	-	-	-	-	-	-	-	23	-
Anti-Doping Agency of Serbia	NADO	ADAS	16	-	-	5	-	-	-	-	-	1	-	-	22	-
Uruguay Anti-Doping	NADO	URU-NADO	20	-	2	2	-	-	-	-	-	-	-	-	22	9.1%
Korea Sports Promotion Foundation	Other	KSPO	-	-	-	21	-	-	-	-	-	-	-	-	21	-
Monaco Anti-Doping Committee	NADO	CMA Monaco	9	-	-	8	-	-	-	-	-	3	-	-	20	-
Sri Lanka Anti Doping Agency	NADO	SRI-NADO	18	-	2	1	-	-	-	-	-	-	-	-	19	10.5%
Anti-Doping Organization of New Caledonia	Other	NCL-NADO	19	-	-	-	-	-	-	-	-	-	-	-	19	-
Anti-Doping Agency of Malaysia	NADO	ADAMAS	15	-	-	2	-	-	-	-	-	-	-	-	17	-
National Anti Doping Agency Belize	NADO	NADO Belize	15	-	2	-	-	-	-	-	-	-	-	-	15	13.3%
Africa Zone VI RADO	RADO	AFR-RADO-VI	9	-	-	4	-	-	-	-	-	-	-	-	13	-
Bahamas Anti-Doping Commission	NADO	BADC	6	-	-	7	-	-	-	-	-	-	-	-	13	-
Anti-Doping Commission of Malta	NADO	MLT-NADO	6	-	-	7	-	-	-	-	-	-	-	-	13	-
Ethiopian Anti doping Organization	NADO	ETH-NADO	-	-	-	13	-	-	-	-	-	-	-	-	13	-
Croatian Institute of Public Health	NADO	CIPH	-	-	-	11	-	-	-	-	-	1	-	-	12	-
Cyprus Anti-Doping Authority	NADO	CYADA	12	-	-	-	-	-	-	-	-	-	-	-	12	-
Nigerian National Anti-Doping Committee	NADO	NGR-NADO	3	-	-	9	-	-	-	-	-	-	-	-	12	-

2019 Anti-Doping Testing Figures
Samples Analyzed and Reported by Accredited Laboratories in ADAMS

Table 29: ASOIF Sport - Cycling - continued

Testing Authority (TA)	TA Category	ADAMS Code	Urine						Blood						Total Samples	% AAF
			IC			OOC			IC			OOC				
			Samples	ATF	AAF	Samples	ATF	AAF	Samples	ATF	AAF	Samples	ATF	AAF		
Hong Kong Anti-Doping Committee	NADO	HKG-ADC	-	-	-	12	-	-	-	-	-	-	-	-	12	-
Venezuela NADO	NADO	VEN-NADO	12	-	1	-	-	-	-	-	-	-	-	-	12	8.3%
Anti-Doping Agency of Panama	NADO	PAN-NADO	10	1	1	-	-	-	-	-	-	-	-	-	10	10.0%
National Anti-Doping Agency of Tunisia	NADO	ANAD	-	-	-	9	-	-	-	-	-	1	-	-	10	-
Africa Zone V RADO	RADO	AFR-RADO-V	-	-	-	10	-	-	-	-	-	-	-	-	10	-
Lithuanian Anti-Doping Agency	NADO	LTU-NADO	-	-	-	10	-	-	-	-	-	-	-	-	10	-
Caribbean RADO	RADO	CAR-RADO	-	-	-	9	-	-	-	-	-	-	-	-	9	-
Slovak Anti-Doping Agency	NADO	SADA	6	-	-	2	-	-	-	-	-	1	-	-	9	-
National Anti-Doping agency of Uzbekistan	NADO	UZNADA	-	-	-	8	-	-	-	-	-	-	-	-	8	-
Agency for Anti-Doping Control of Bosnia and Herzegovina	NADO	BIH-NADO	4	-	-	4	-	-	-	-	-	-	-	-	8	-
Central Asia RADO	RADO	RADOC-A-RADO	-	-	-	7	-	-	-	-	-	-	-	-	7	-
Comité d'Organisation des Jeux Africains	Other	COJA	7	-	1	-	-	-	-	-	-	-	-	-	7	14.3%
NADO-DG Eupen - Belgium	NADO	NADO-DG Eupen	6	-	-	-	-	-	1	-	-	-	-	-	7	-
Anti-Doping Singapore	NADO	ADS	-	-	-	7	-	-	-	-	-	-	-	-	7	-
Anti-Doping Agency of Kenya	NADO	ADAK	-	-	-	7	-	-	-	-	-	-	-	-	7	-
Anti-Doping Commission, Chinese Taipei Olympic Committee	NADO	CTADA	7	-	-	-	-	-	-	-	-	-	-	-	7	-
Anti-Doping Paraguay	NADO	PAR-NADO	5	1	-	1	-	-	-	-	-	-	-	-	6	-
Global Association of International Sports Federations	Other-CS	GAISF	6	-	-	-	-	-	-	-	-	-	-	-	6	-
Armenian National Anti-Doping Organization	NADO	ARM-NADO	2	-	-	3	-	-	-	-	-	-	-	-	5	-
Comité International des Jeux des îles de l'Océan Indien	Other	CIJ	5	-	-	-	-	-	-	-	-	-	-	-	5	-
Algerian National Anti-Doping Organization	NADO	ALG-NADO	5	-	-	-	-	-	-	-	-	-	-	-	5	-
Bermuda Sport Anti- Doping Authority	NADO	BSADA	3	-	-	1	-	-	-	-	-	1	-	-	5	-
Georgian Anti-Doping Agency	NADO	GEO-NADO	3	-	-	1	-	-	-	-	-	-	-	-	4	-
CHN-Military Sport Department in China	Other	CHN-MSD	-	-	-	4	-	-	-	-	-	-	-	-	4	-
Lembaga Anti-Doping Indonesia	NADO	LADI	-	-	-	4	-	-	-	-	-	-	-	-	4	-
Israeli NADO	NADO	ISR-NADO	4	-	-	-	-	-	-	-	-	-	-	-	4	-
United Arab Emirates National Anti-doping Committee	NADO	UAE-NADO	4	-	-	-	-	-	-	-	-	-	-	-	4	-
Estonian Anti-Doping Agency	NADO	EADA	2	-	-	1	-	-	-	-	-	1	-	-	4	-
National Olympic and Sports Association of Iceland	NADO	ISL-NADO	3	-	-	-	-	-	-	-	-	-	-	-	3	-
Vietnam Anti-Doping & Sports Medicine Agency	NADO	VADA	-	-	-	3	-	-	-	-	-	-	-	-	3	-
Eastern Europe RADO	RADO	E-EUR-RADO	-	-	-	3	-	-	-	-	-	-	-	-	3	-
Jordan Anti-doping Organization	NADO	JADO	-	-	-	3	-	-	-	-	-	-	-	-	3	-
South American RADO	RADO	RADO-SAM	-	-	-	3	-	-	-	-	-	-	-	-	3	-
West Asia RADO	RADO	W-ASIA-RADO	1	-	-	2	-	-	-	-	-	-	-	-	3	-
Trinidad and Tobago Olympic Committee	NADO	TTOC	-	-	-	3	-	-	-	-	-	-	-	-	3	-
South Asia RADO	RADO	S-ASIA-RADO	2	-	-	-	-	-	-	-	-	-	-	-	2	-
International Masters Games Association	Other-CS	IMGA	1	-	-	-	-	-	-	-	-	-	-	-	1	-
Gulf States and Yemen RADO	RADO	GSY-RADO	-	-	-	1	-	-	-	-	-	-	-	-	1	-
Egyptian National Anti-doping Organization	NADO	EGY-NADO	-	-	-	1	-	-	-	-	-	-	-	-	1	-
Andorra National Anti-Doping Commission	NADO	AGAD	-	-	-	1	-	-	-	-	-	-	-	-	1	-
			12781	15	194	9418	7	36	974	1	6	1404	1	7	24577	

2019 Anti-Doping Testing Figures
Samples Analyzed and Reported by Accredited Laboratories in ADAMS

Table 30: ASOIF Sport - Equestrian Sports

Testing Authority (TA)	TA Category	ADAMS Code	Urine						Blood						Total Samples	% AAF
			IC			OOC			IC			OOC				
			Samples	ATF	AAF	Samples	ATF	AAF	Samples	ATF	AAF	Samples	ATF	AAF		
International Equestrian Federation	ASOIF	FEI	121	-	3	121	-	1	-	-	-	-	-	-	242	1.7%
German National Anti-Doping Agency	NADO	NADA	29	-	-	52	-	-	2	-	-	5	-	-	88	-
Italian National Anti-Doping Agency	NADO	NADO ITALIA	33	-	-	4	-	-	2	-	-	2	-	-	41	-
Mexican National Anti-Doping Committee	NADO	MEX-NADO	1	-	-	40	1	-	-	-	-	-	-	-	41	-
Japan Anti-Doping Agency	NADO	JADA	12	-	-	20	-	-	-	-	-	-	-	-	32	-
Pan American Sports Organization	Other-CS	PASO	25	-	2	1	-	-	-	-	-	-	-	-	26	7.7%
US Anti-Doping Agency	NADO	USADA	9	-	1	9	-	-	-	-	-	-	-	-	18	5.6%
NADO Flanders	NADO	NADOF	18	-	-	-	-	-	-	-	-	-	-	-	18	-
China Anti-Doping Agency	NADO	CHINADA	6	-	-	11	-	-	-	-	-	-	-	-	17	-
Canadian Centre for Ethics in Sport	NADO	CCES	10	-	-	7	-	-	-	-	-	-	-	-	17	-
Korea Anti-Doping Agency	NADO	KADA	9	-	-	4	-	-	1	-	-	1	-	-	15	-
Australian Sports Anti-Doping Authority	NADO	ASADA	8	-	-	5	-	-	-	-	-	2	-	-	15	-
Sport Ireland	NADO	SI	12	-	-	-	-	-	-	-	-	-	-	-	12	-
French Anti-Doping Agency	NADO	AFLD-NADO	9	-	1	2	-	-	-	-	-	-	-	-	11	9.1%
Chilean National Anti-Doping Commission	NADO	CHI-NADO	11	-	1	-	-	-	-	-	-	-	-	-	11	9.1%
Doping Authority Netherlands	NADO	DAN	3	-	-	7	-	-	-	-	-	-	-	-	10	-
Spain National Anti-Doping Agency	NADO	ESP-NADO	5	-	-	5	-	-	-	-	-	-	-	-	10	-
National Anti Doping Agency -India	NADO	IND-NADO	-	-	-	8	-	-	-	-	-	1	-	-	9	-
World Anti-Doping Agency	Other-CS	WADA-AMA	4	-	-	4	3	1	-	-	-	-	-	-	8	12.5%
Antidoping Switzerland	NADO	ADCH	6	-	-	2	-	-	-	-	-	-	-	-	8	-
Hungarian Anti-Doping Agency	NADO	HUNADO	6	-	-	1	-	1	-	-	-	-	-	-	7	14.3%
Drug Free Sport New Zealand	NADO	DFSNZ	4	-	-	3	-	-	-	-	-	-	-	-	7	-
Turkish Anti Doping Commission	NADO	TADC	6	-	-	-	-	-	-	-	-	-	-	-	6	-
Finnish Center for Integrity in Sports	NADO	FINCIS	6	-	-	-	-	-	-	-	-	-	-	-	6	-
Africa Zone I RADO	RADO	AFR-RADO-I	6	-	1	-	-	-	-	-	-	-	-	-	6	16.7%
Monaco Anti-Doping Committee	NADO	CMA Monaco	-	-	-	4	-	-	-	-	-	1	-	-	5	-
Romanian National Anti-Doping Agency	NADO	ANAD-Romania	-	-	-	5	-	-	-	-	-	-	-	-	5	-
UK Anti-Doping	NADO	UKAD	5	-	-	-	-	-	-	-	-	-	-	-	5	-
National Anti-Doping Agency Austria GmbH	NADO	NADA Austria	-	-	-	5	-	-	-	-	-	-	-	-	5	-
French Community of Belgium NADO	NADO	BEL-CFWB	5	-	-	-	-	-	-	-	-	-	-	-	5	-
South African Institute for Drug-Free Sport	NADO	SAIDS	4	-	-	-	-	-	-	-	-	-	-	-	4	-
Colombian NADO	NADO	COL-NADO	4	-	-	-	-	-	-	-	-	-	-	-	4	-
CHN-Military Sport Department in China	Other	CHN-MSD	-	-	-	4	-	-	-	-	-	-	-	-	4	-
Czech Anti-Doping Committee	NADO	CADC	3	-	1	-	-	-	-	-	-	-	-	-	3	33.3%
Luxembourg NADO	NADO	ALAD	-	-	-	3	-	-	-	-	-	-	-	-	3	-
Russian National Anti-Doping Organization	NADO	RUSADA	2	-	-	-	-	-	-	-	-	-	-	-	2	-
Anti-Doping Agency of Serbia	NADO	ADAS	2	-	-	-	-	-	-	-	-	-	-	-	2	-
Anti-Doping Commission, Chinese Taipei Olympic Committee	NADO	CTADA	2	-	-	-	-	-	-	-	-	-	-	-	2	-
Bermuda Sport Anti- Doping Authority	NADO	BSADA	-	-	-	1	-	-	-	-	-	1	-	-	2	-
Hong Kong Anti-Doping Committee	NADO	HKG-ADC	-	-	-	1	-	-	-	-	-	-	-	-	1	-
			386	-	10	329	4	3	5	-	-	13	-	-	733	

2019 Anti-Doping Testing Figures
Samples Analyzed and Reported by Accredited Laboratories in ADAMS

Table 31: ASOIF Sport - Fencing

Testing Authority (TA)	TA Category	ADAMS Code	Urine						Blood						Total Samples	% AAF
			IC			OOC			IC			OOC				
			Samples	ATF	AAF	Samples	ATF	AAF	Samples	ATF	AAF	Samples	ATF	AAF		
International Fencing Federation	ASOIF	FIE	429	2	1	217	-	2	-	-	-	20	-	-	666	0.5%
Italian National Anti-Doping Agency	NADO	NADO ITALIA	53	-	-	93	-	-	-	-	-	9	-	-	155	-
China Anti-Doping Agency	NADO	CHINADA	69	-	3	33	-	-	-	-	-	-	-	-	102	2.9%
Korea Anti-Doping Agency	NADO	KADA	55	-	1	34	-	-	3	-	-	3	-	-	95	1.1%
Mexican National Anti-Doping Committee	NADO	MEX-NADO	77	1	3	11	2	-	-	-	-	-	-	-	88	3.4%
Japan Anti-Doping Agency	NADO	JADA	20	-	1	49	-	-	-	-	-	-	-	-	69	1.4%
German National Anti-Doping Agency	NADO	NADA	18	-	1	42	-	-	2	-	-	3	-	-	65	1.5%
Hungarian Anti-Doping Agency	NADO	HUNADO	19	-	-	23	-	-	-	-	-	9	-	-	51	-
Romanian National Anti-Doping Agency	NADO	ANAD-Romania	22	-	-	25	-	-	-	-	-	2	-	-	49	-
Russian National Anti-Doping Organization	NADO	RUSADA	28	-	-	19	-	-	-	-	-	-	-	-	47	-
Polish Anti-Doping Agency	NADO	POLADA	18	-	1	25	-	-	-	-	-	-	-	-	43	2.3%
French Anti-Doping Agency	NADO	AFLD-NADO	6	-	-	33	-	-	-	-	-	1	-	-	40	-
Pan American Sports Organization	Other-CS	PASO	14	-	-	12	-	-	-	-	-	2	-	-	28	-
Cuban National Anti-Doping Agency	NADO	CUB-NADO	-	-	-	24	-	-	-	-	-	-	-	-	24	-
Azerbaijan National Anti-Doping Agency	NADO	AMADA	9	-	-	11	-	-	-	-	-	1	-	-	21	-
Canadian Centre for Ethics in Sport	NADO	CCES	1	-	-	17	-	-	-	-	-	3	-	-	21	-
Australian Sports Anti-Doping Authority	NADO	ASADA	5	-	-	14	-	-	-	-	-	2	-	-	21	-
Colombian NADO	NADO	COL-NADO	14	-	1	6	-	-	-	-	-	-	-	-	20	5.0%
Spain National Anti-Doping Agency	NADO	ESP-NADO	20	-	-	-	-	-	-	-	-	-	-	-	20	-
Comité d'Organisation des Jeux Africains	Other	COJA	18	-	-	-	-	-	-	-	-	-	-	-	18	-
Estonian Anti-Doping Agency	NADO	EADA	3	-	-	11	-	-	-	-	-	4	-	-	18	-
Chilean National Anti-Doping Commission	NADO	CHI-NADO	-	-	-	17	-	-	-	-	-	-	-	-	17	-
Turkish Anti Doping Commission	NADO	TADC	17	-	-	-	-	-	-	-	-	-	-	-	17	-
Anti-Doping Singapore	NADO	ADS	6	-	-	10	-	-	-	-	-	1	-	-	17	-
South East Asian Games Federation	Other	SEAGF	16	-	-	-	-	-	-	-	-	-	-	-	16	-
CHN-Provincial Sports Bureau in China	Other	CHN-PSB	-	-	-	15	-	-	-	-	-	-	-	-	15	-
National Anti-doping Center of Ukraine	NADO	NADC Ukraine	15	-	-	-	-	-	-	-	-	-	-	-	15	-
CHN-Military Sport Department in China	Other	CHN-MSD	-	-	-	15	-	-	-	-	-	-	-	-	15	-
Hong Kong Anti-Doping Committee	NADO	HKG-ADC	-	-	-	15	-	-	-	-	-	-	-	-	15	-
US Anti-Doping Agency	NADO	USADA	-	-	-	13	-	1	-	-	-	-	-	-	13	7.7%
National Anti-Doping Agency Austria GmbH	NADO	NADA Austria	6	-	-	6	-	-	-	-	-	-	-	-	12	-
Doping Authority Netherlands	NADO	DAN	10	-	-	1	-	-	-	-	-	-	-	-	11	-
Hellenic National Council for Combatting Doping	NADO	ESKAN	10	-	-	-	-	-	-	-	-	-	-	-	10	-
Brasillian Authority on Anti-Doping Control	NADO	ABCD	8	-	-	-	-	-	-	-	-	-	-	-	8	-
South African Institute for Drug-Free Sport	NADO	SAIDS	7	-	-	-	-	-	-	-	-	-	-	-	7	-
Finnish Center for Integrity in Sports	NADO	FINCIS	5	-	-	1	-	-	-	-	-	1	-	-	7	-
Kazakhstan National Anti-Doping Centre	NADO	KAZ-NADO	-	-	-	7	-	-	-	-	-	-	-	-	7	-
Czech Anti-Doping Committee	NADO	CADC	6	-	-	-	-	-	-	-	-	-	-	-	6	-
French Community of Belgium NADO	NADO	BEL-CFWB	6	-	-	-	-	-	-	-	-	-	-	-	6	-
NADO Flanders	NADO	NADOF	6	-	-	-	-	-	-	-	-	-	-	-	6	-
Croatian Institute of Public Health	NADO	CIPH	4	-	-	-	-	-	-	-	-	-	-	-	4	-
National Anti-Doping agency of Uzbekistan	NADO	UZNADA	4	-	-	-	-	-	-	-	-	-	-	-	4	-
Argentina National Anti-Doping Agency	NADO	ARG-CNAD	-	-	-	3	-	-	-	-	-	-	-	-	3	-
Austrian Fencing Federation (ÖFV)	Other	AUT-FE	3	-	-	-	-	-	-	-	-	-	-	-	3	-
Peru National Anti-Doping Commission	NADO	CONAD PERU	-	-	-	3	-	-	-	-	-	-	-	-	3	-
Africa Zone II & III RADO	RADO	AFR-RADO-II-III	-	-	-	3	-	-	-	-	-	-	-	-	3	-
Anti-Doping Commission, Chinese Taipei Olympic Committee	NADO	CTADA	3	-	-	-	-	-	-	-	-	-	-	-	3	-
UK Anti-Doping	NADO	UKAD	3	-	-	-	-	-	-	-	-	-	-	-	3	-
Anti-Doping Norway	NADO	ADNO	3	-	-	-	-	-	-	-	-	-	-	-	3	-
Vietnam Anti-Doping & Sports Medicine Agency	NADO	VADA	-	-	-	3	-	-	-	-	-	-	-	-	3	-
Luxembourg NADO	NADO	ALAD	-	-	-	2	-	-	-	-	-	-	-	-	2	-
Anti-Doping Agency of Serbia	NADO	ADAS	2	-	-	-	-	-	-	-	-	-	-	-	2	-
Antidoping Switzerland	NADO	ADCH	-	-	-	2	-	-	-	-	-	-	-	-	2	-
Swedish Sports Confederation	NADO	RF	-	-	-	2	-	-	-	-	-	-	-	-	2	-
South East Asia RADO	RADO	SE-ASIA-RADO	-	-	-	1	-	-	-	-	-	-	-	-	1	-
South American RADO	RADO	RADO-SAM	-	-	-	1	-	-	-	-	-	-	-	-	1	-
CHN-National Federations in China	Other	CHN-NF	-	-	-	1	-	-	-	-	-	-	-	-	1	-
			1038	3	12	820	2	3	5	-	-	61	-	-	1924	

2019 Anti-Doping Testing Figures
Samples Analyzed and Reported by Accredited Laboratories in ADAMS

Table 32: ASOIF Sport - Field Hockey

Testing Authority (TA)	TA Category	ADAMS Code	Urine						Blood						Total Samples	% AAF
			IC			OOC			IC			OOC				
			Samples	ATF	AAF	Samples	ATF	AAF	Samples	ATF	AAF	Samples	ATF	AAF		
International Hockey Federation	ASOIF	FIH	220	1	1	55	-	-	35	-	-	6	-	-	316	0.3%
German National Anti-Doping Agency	NADO	NADA	71	-	1	126	-	-	9	-	-	6	-	-	212	0.5%
Mexican National Anti-Doping Committee	NADO	MEX-NADO	-	-	-	126	2	-	-	-	-	-	-	-	126	-
National Anti Doping Agency -India	NADO	IND-NADO	23	-	-	100	-	-	1	-	-	-	-	-	124	-
Pan American Sports Organization	Other-CS	PASO	28	-	-	22	-	-	2	-	-	4	-	-	56	-
UK Anti-Doping	NADO	UKAD	-	-	-	47	-	-	-	-	-	7	-	-	54	-
Japan Anti-Doping Agency	NADO	JADA	41	-	-	9	-	-	-	-	-	-	-	-	50	-
Drug Free Sport New Zealand	NADO	DFSNZ	18	-	1	30	-	-	-	-	-	-	-	-	48	2.1%
China Anti-Doping Agency	NADO	CHINADA	38	-	-	8	-	-	-	-	-	-	-	-	46	-
Italian National Anti-Doping Agency	NADO	NADO ITALIA	27	-	1	12	-	-	-	-	-	4	-	-	43	2.3%
Canadian Centre for Ethics in Sport	NADO	CCES	-	-	-	38	-	-	-	-	-	4	-	-	42	-
Australian Sports Anti-Doping Authority	NADO	ASADA	21	-	-	16	-	-	-	-	-	2	-	-	39	-
Common Community Commission (Brussels)	NADO	COCOM	25	-	-	12	-	-	-	-	-	2	-	-	39	-
Korea Anti-Doping Agency	NADO	KADA	17	-	-	18	-	-	2	-	-	2	-	-	39	-
Polish Anti-Doping Agency	NADO	POLADA	26	-	1	12	-	-	-	-	-	-	-	-	38	2.6%
US Anti-Doping Agency	NADO	USADA	-	-	-	37	-	-	-	-	-	-	-	-	37	-
South African Institute for Drug-Free Sport	NADO	SAIDS	35	-	-	-	-	-	-	-	-	-	-	-	35	-
Doping Authority Netherlands	NADO	DAN	28	-	-	3	-	-	-	-	-	-	-	-	31	-
NADO Flanders	NADO	NADOF	30	-	-	-	-	-	-	-	-	-	-	-	30	-
Cuban National Anti-Doping Agency	NADO	CUB-NADO	-	-	-	26	-	-	-	-	-	-	-	-	26	-
National Anti-doping Center of Ukraine	NADO	NADC Ukraine	-	-	-	24	-	-	-	-	-	-	-	-	24	-
Egyptian National Anti-doping Organization	NADO	EGY-NADO	-	-	-	24	-	-	-	-	-	-	-	-	24	-
Argentina National Anti-Doping Agency	NADO	ARG-CNAD	6	-	-	15	-	-	-	-	-	-	-	-	21	-
Russian National Anti-Doping Organization	NADO	RUSADA	8	-	-	10	-	-	-	-	-	-	-	-	18	-
National Anti-Doping Agency Austria GmbH	NADO	NADA Austria	8	-	-	8	-	-	-	-	-	2	-	-	18	-
French Community of Belgium NADO	NADO	BEL-CFWB	15	-	-	-	-	-	1	-	-	-	-	-	16	-
Spain National Anti-Doping Agency	NADO	ESP-NADO	12	-	-	-	-	-	2	-	-	-	-	-	14	-
Anti-Doping Agency of Kenya	NADO	ADAK	-	-	-	12	2	-	-	-	-	-	-	-	12	-
Sport Ireland	NADO	SI	-	-	-	10	-	-	-	-	-	-	-	-	10	-
I.R Iran National Anti-Doping Organization	NADO	IRI-NADO	-	-	-	8	-	-	-	-	-	-	-	-	8	-
Czech Anti-Doping Committee	NADO	CADC	6	-	-	-	-	-	-	-	-	-	-	-	6	-
Anti-Doping Agency of Malaysia	NADO	ADAMAS	-	-	-	5	-	-	-	-	-	-	-	-	5	-
Portugal Anti-Doping Agency	NADO	ADoP	5	-	-	-	-	-	-	-	-	-	-	-	5	-
Turkish Anti Doping Commission	NADO	TADC	4	-	-	-	-	-	-	-	-	-	-	-	4	-
Uruguay Anti-Doping	NADO	URU-NADO	-	-	-	4	-	-	-	-	-	-	-	-	4	-
CHN-Provincial Sports Bureau in China	Other	CHN-PSB	-	-	-	4	-	-	-	-	-	-	-	-	4	-
Anti-Doping Commission of Malta	NADO	MLT-NADO	4	-	-	-	-	-	-	-	-	-	-	-	4	-
Anti-Doping Paraguay	NADO	PAR-NADO	4	-	-	-	-	-	-	-	-	-	-	-	4	-
Anti-Doping Commission, Chinese Taipei Olympic Committee	NADO	CTADA	2	-	-	-	-	-	-	-	-	-	-	-	2	-
Anti-Doping Agency of Serbia	NADO	ADAS	2	-	-	-	-	-	-	-	-	-	-	-	2	-
South Asia RADO	RADO	S-ASIA-RADO	-	-	-	1	-	-	-	-	-	-	-	-	1	-
			724	1	5	822	4	-	52	-	-	39	-	-	1637	

2019 Anti-Doping Testing Figures
Samples Analyzed and Reported by Accredited Laboratories in ADAMS

Table 33: ASOIF Sport - Football

Testing Authority (TA)	TA Category	ADAMS Code	Urine						Blood						Total Samples	% AAF
			IC			OOC			IC			OOC				
			Samples	ATF	AAF	Samples	ATF	AAF	Samples	ATF	AAF	Samples	ATF	AAF		
Braslian Authority on Anti-Doping Control	NADO	ABCD	6717	2	21	139	-	-	-	-	-	109	-	-	6965	0.3%
UK Anti-Doping	NADO	UKAD	1253	-	10	3091	1	2	-	-	-	625	-	-	4969	0.2%
Union of European Football Associations	Other	UEFA	2291	-	6	345	-	-	269	-	-	261	-	-	3166	0.2%
South American Football Confederation	Other	CONMEBOL	1922	-	11	755	-	1	-	-	-	60	-	-	2737	0.4%
German National Anti-Doping Agency	NADO	NADA	1266	-	2	557	1	-	141	-	-	80	-	-	2044	0.1%
Italian National Anti-Doping Agency	NADO	NADO ITALIA	1359	1	4	342	-	-	71	-	-	125	-	-	1897	0.2%
International Federation of Football Associations	ASOIF	FIFA	856	-	4	283	-	1	309	-	-	280	-	-	1728	0.3%
Portugal Anti-Doping Agency	NADO	ADoP	538	-	-	299	-	-	-	-	-	-	-	-	837	-
French Anti-Doping Agency	NADO	AFLD-NADO	195	-	2	580	2	-	-	-	29	-	-	804	0.2%	
Saudi Arabian Antidoping Committee	NADO	KSA-NADO	569	1	4	226	-	1	-	-	-	-	-	795	0.6%	
Bolivian Football Federacion	Other	BOL-FB	725	-	2	-	-	-	-	-	-	-	-	725	0.3%	
Argentina National Anti-Doping Agency	NADO	ARG-CNAD	669	1	1	20	-	-	-	-	-	-	-	689	0.1%	
Algerian Football Federation	Other	ALG-FOO	658	1	8	1	-	-	-	-	-	-	-	659	1.2%	
Japan Anti-Doping Agency	NADO	JADA	455	-	-	141	-	-	-	-	3	-	-	599	-	
Spain National Anti-Doping Agency	NADO	ESP-NADO	309	-	3	283	-	-	-	-	-	-	-	592	0.5%	
Asian Football Confederation	Other	AFC	446	1	2	105	-	-	24	-	-	-	-	575	0.3%	
Chilean National Anti-Doping Commission	NADO	CHI-NADO	319	-	1	221	-	-	-	-	-	-	-	540	0.2%	
Mexican National Anti-Doping Committee	NADO	MEX-NADO	316	10	1	224	5	1	-	-	-	-	-	540	0.4%	
Turkish Anti Doping Commission	NADO	TADC	103	-	-	330	-	-	-	-	-	-	-	433	-	
Australian Sports Anti-Doping Authority	NADO	ASADA	69	-	1	318	-	-	-	-	41	-	-	428	0.2%	
African Football Confederation	Other	CAF	425	1	-	-	-	-	-	-	-	-	-	425	-	
Anti-Doping Paraguay	NADO	PAR-NADO	406	-	2	6	-	-	-	-	-	-	-	412	0.5%	
Swedish Sports Confederation	NADO	RF	132	-	-	252	-	-	-	-	-	-	-	384	-	
I.R Iran National Anti-Doping Organization	NADO	IRI-NADO	349	-	9	28	-	-	-	-	-	-	-	377	2.4%	
Polish Anti-Doping Agency	NADO	POLADA	130	-	3	130	-	-	-	-	107	-	-	367	0.8%	
Anti-Doping Norway	NADO	ADNO	264	-	2	36	-	-	7	-	2	-	-	309	0.6%	
NADO Flanders	NADO	NADOF	89	-	1	209	-	-	-	-	-	-	-	298	0.3%	
Mexican Football Federation	Other	MEX-FO	286	1	5	-	-	-	-	-	-	-	-	286	1.7%	
National Anti-Doping Agency Austria GmbH	NADO	NADA Austria	24	-	-	144	-	-	12	-	-	88	-	268	-	
Korea Anti-Doping Agency	NADO	KADA	161	-	-	87	-	-	8	-	-	10	-	266	-	
Hellenic National Council for Combatting Doping	NADO	ESKAN	243	-	-	20	-	-	-	-	-	-	-	263	-	
National Anti-doping Center of Ukraine	NADO	NADC Ukraine	55	-	-	183	-	1	-	-	22	-	-	260	0.4%	
Russian National Anti-Doping Organization	NADO	RUSADA	141	-	2	73	-	-	-	-	-	-	-	214	0.9%	
Doping Authority Netherlands	NADO	DAN	143	-	-	61	-	1	-	-	1	-	-	205	0.5%	
CHN-National Federations in China	Other	CHN-NF	-	-	-	197	-	-	-	-	-	-	-	197	-	
Finnish Center for Integrity in Sports	NADO	FINCIS	72	-	-	97	-	-	4	-	-	18	-	191	-	
Peru National Anti-Doping Commission	NADO	CONAD PERU	161	-	1	16	-	-	-	-	-	-	-	177	0.6%	
Colombian NADO	NADO	COL-NADO	100	-	-	61	-	-	12	-	-	1	-	174	-	
Azerbaijan National Anti-Doping Agency	NADO	AMADA	69	-	-	76	-	-	-	-	16	-	-	161	-	
Romanian National Anti-Doping Agency	NADO	ANAD-Romania	50	-	-	80	-	-	4	-	-	12	-	146	-	
Anti-Doping Denmark	NADO	ADD	66	-	-	60	-	-	-	-	6	-	-	132	-	
French Community of Belgium NADO	NADO	BEL-CFWB	66	-	-	54	-	-	5	-	-	6	-	131	-	
Antidoping Switzerland	NADO	ADCH	52	-	-	63	-	-	-	-	13	-	-	128	-	
United Arab Emirates National Anti-doping Committee	NADO	UAE-NADO	92	-	1	36	-	-	-	-	-	-	-	128	0.8%	
Slovenian Antidoping Organization	NADO	SLOADO	104	-	1	22	-	-	-	-	-	-	-	126	0.8%	
Equatorial Football Federation	Other	FEF	112	-	-	-	-	-	-	-	-	-	-	112	-	
Bulgarian Anti-doping Center	NADO	BUL-NADO	64	-	1	30	-	-	8	-	-	-	-	102	1.0%	
Qatar Antidoping Commission	NADO	QADC	27	-	-	42	-	-	8	-	-	25	-	102	-	
Canadian Centre for Ethics in Sport	NADO	CCES	41	-	-	51	-	-	-	-	9	-	-	101	-	
Malta Football Association	Other	MLT-FOO	96	-	3	-	-	-	-	-	-	-	-	96	3.1%	
China Anti-Doping Agency	NADO	CHINADA	71	-	-	17	-	1	2	-	-	-	-	90	1.1%	
South African Institute for Drug-Free Sport	NADO	SAIDS	57	-	-	22	-	-	-	-	-	-	-	79	-	
Common Community Commission (Brussels)	NADO	COCOM	18	-	1	49	-	-	2	-	-	6	-	75	1.3%	
Czech Anti-Doping Committee	NADO	CADC	57	-	-	13	-	-	-	-	4	-	-	74	-	
Pan American Sports Organization	Other-CS	PASO	30	-	-	28	-	-	8	-	-	6	-	72	-	
National Anti Doping Agency -India	NADO	IND-NADO	39	-	1	28	-	-	1	-	-	3	-	71	1.4%	
Croatian Institute of Public Health	NADO	CIPH	49	-	-	13	-	-	-	-	7	-	-	69	-	
Venezuela NADO	NADO	VEN-NADO	63	-	-	-	-	-	-	-	-	-	-	63	-	
Drug Free Sport New Zealand	NADO	DFSNZ	44	-	-	14	-	-	-	-	-	-	-	58	-	
Israel Football Association	Other	ISR-FB	56	-	-	-	-	-	-	-	-	-	-	56	-	
Sport Ireland	NADO	SI	28	-	-	26	-	-	-	-	-	-	-	54	-	
Central American RADO	RADO	RADO-CAM	38	-	1	15	-	-	-	-	-	-	-	53	1.9%	
Morocco National Olympic Committee	NADO	CNOM	36	-	1	15	-	-	-	-	-	-	-	51	2.0%	
Uruguay Anti-Doping	NADO	URU-NADO	32	-	-	12	-	-	-	-	-	-	-	44	-	
Belarus National Anti-Doping Agency	NADO	BNADA	-	-	-	37	-	1	-	-	4	-	-	41	2.4%	
Anti-Doping Agency of Panama	NADO	PAN-NADO	41	-	1	-	-	-	-	-	-	-	-	41	2.4%	
Hungarian Anti-Doping Agency	NADO	HUNADO	18	-	-	8	-	-	6	-	-	8	-	40	-	
Agency for Anti-Doping Control of Bosnia and Herzegovina	NADO	BIH-NADO	16	-	-	16	-	-	2	-	-	3	-	37	-	
Cyprus Anti-Doping Authority	NADO	CYADA	37	-	-	-	-	-	-	-	-	-	-	37	-	
Hong Kong Football Association Limited	Other	HKG-FB	35	-	-	-	-	-	-	-	-	-	-	35	-	
Comité d'Organisation des Jeux Africains	Other	COJA	33	-	-	-	-	-	-	-	-	-	-	33	-	
Anti-Doping Agency of Kenya	NADO	ADAK	13	-	1	20	-	-	-	-	-	-	-	33	3.0%	
Egyptian National Anti-doping Organization	NADO	EGY-NADO	12	-	-	21	-	-	-	-	-	-	-	33	-	
NADO-DG Eupen - Belgium	NADO	NADO-DG Eupen	12	-	-	18	-	-	1	-	-	2	-	33	-	
National Olympic and Sports Association of Iceland	NADO	ISL-NADO	12	-	-	20	-	-	-	-	-	-	-	32	-	
Association of National Olympic Committees	Other-CS	ANOC	28	-	-	-	-	-	4	-	-	-	-	32	-	
Guatemala NADO	NADO	GUA-OAD	30	4	3	-	-	-	-	-	-	-	-	30	10.0%	
Anti-Doping Agency of Serbia	NADO	ADAS	30	-	-	-	-	-	-	-	-	-	-	30	-	
Ethiopian Anti doping Organization	NADO	ETH-NADO	16	-	-	13	-	-	-	-	-	-	-	29	-	
Slovak Anti-Doping Agency	NADO	SADA	15	-	1	10	-	-	2	-	-	2	-	29	3.4%	
Cuban National Anti-Doping Agency	NADO	CUB-NADO	-	-	-	29	-	-	-	-	-	-	-	29	-	

2019 Anti-Doping Testing Figures
Samples Analyzed and Reported by Accredited Laboratories in ADAMS

Table 33: ASOIF Sport - Football - continued

Testing Authority (TA)	TA Category	ADAMS Code	Urine						Blood						Total Samples	% AAF
			IC			OOC			IC			OOC				
			Samples	ATF	AAF	Samples	ATF	AAF	Samples	ATF	AAF	Samples	ATF	AAF		
Confederation of North, Central America and Caribbean Association Football	Other	CONCACAF	28	-	-	-	-	-	-	-	-	-	-	-	28	-
Anti-Doping Bureau of Latvia	NADO	LAT-NADO	22	-	-	-	-	-	5	-	-	-	-	-	27	-
Africa Zone I RADO	RADO	AFR-RADO-I	8	-	1	17	-	-	-	-	-	-	-	-	25	4.0%
Georgian Anti-Doping Agency	NADO	GEO-NADO	24	-	1	-	-	-	-	-	-	-	-	-	24	4.2%
Costa Rica Football Federation	Other	CRC-FOO	24	-	-	-	-	-	-	-	-	-	-	-	24	-
CHN-Provincial Sports Bureau in China	Other	CHN-PSB	-	-	-	23	-	-	-	-	-	-	-	-	23	-
European Olympic Committees	Other-CS	EOC	16	-	-	3	-	-	2	-	-	1	-	-	22	-
San Marino Standing Committee on Anti-Doping	NADO	SMR-NADO	20	-	-	-	-	-	-	-	-	-	-	-	20	-
Estonian Anti-Doping Agency	NADO	EADA	14	-	-	2	-	-	2	-	-	-	-	-	18	-
South American Sports Organization	Other-CS	ODESUR	14	-	1	-	-	-	2	-	-	-	-	-	16	6.3%
National Anti-Doping Agency of Tunisia	NADO	ANAD	12	-	-	3	-	-	-	-	-	-	-	-	15	-
South East Asian Games Federation	Other	SEAGF	14	-	-	-	-	-	-	-	-	-	-	-	14	-
Luxembourg NADO	NADO	ALAD	11	-	-	2	-	-	-	-	-	-	-	-	13	-
Anti-Doping Commission, Chinese Taipei Olympic Committee	NADO	CTADA	12	-	-	-	-	-	1	-	-	-	-	-	13	-
Africa Zone II & III RADO	RADO	AFR-RADO-II-III	6	-	-	6	-	-	-	-	-	-	-	-	12	-
Anti-Doping Organization of New Caledonia	Other	NCL-NADO	8	1	-	4	-	-	-	-	-	-	-	-	12	-
Football Association of Singapore	Other	FAS	10	-	-	-	-	-	-	-	-	-	-	-	10	-
Trinidad and Tobago Olympic Committee	NADO	TTOC	8	-	-	2	-	-	-	-	-	-	-	-	10	-
Anti-Doping Commission of Malta	NADO	MLT-NADO	8	-	1	2	-	-	-	-	-	-	-	-	10	10.0%
Costa Rica NADO	NADO	CRC-NADO	2	-	-	8	-	-	-	-	-	-	-	-	10	-
Jamaica Anti-Doping Commission	NADO	JADCO	-	-	-	8	-	-	-	-	-	-	-	-	8	-
Anti-Doping Agency of Malaysia	NADO	ADAMAS	8	-	-	-	-	-	-	-	-	-	-	-	8	-
National Anti-Doping Commission of Macedonia	NADO	MKD-NADO	8	-	-	-	-	-	-	-	-	-	-	-	8	-
International Committee of Mediterranean Games	Other-CS	ICMG	8	-	-	-	-	-	-	-	-	-	-	-	8	-
Democratic People's Republic of Korea Anti-Doping Committee	NADO	DPKADC	2	-	-	4	-	-	-	-	-	2	-	-	8	-
Sri Lanka Anti Doping Agency	NADO	SRI-NADO	7	-	-	-	-	-	-	-	-	-	-	-	7	-
Caribbean RADO	RADO	CAR-RADO	-	-	-	7	-	-	-	-	-	-	-	-	7	-
Oceania RADO	RADO	O-RADO	6	-	-	1	-	-	-	-	-	-	-	-	7	-
Lithuanian Anti-Doping Agency	NADO	LTU-NADO	7	-	-	-	-	-	-	-	-	-	-	-	7	-
Eastern Europe RADO	RADO	E-EUR-RADO	-	-	-	6	-	-	-	-	-	-	-	-	6	-
Monaco Anti-Doping Committee	NADO	CMA Monaco	-	-	-	4	-	-	-	-	-	2	-	-	6	-
South American RADO	RADO	RADO-SAM	-	-	-	5	-	-	-	-	-	-	-	-	5	-
Lembaga Anti-Doping Indonesia	NADO	LADI	-	-	-	5	-	-	-	-	-	-	-	-	5	-
Gulf States and Yemen RADO	RADO	GSY-RADO	-	-	-	5	-	-	-	-	-	-	-	-	5	-
Württemberg Football Association	Other	GER-WurtFoot	4	-	-	-	-	-	-	-	-	-	-	-	4	-
Africa Zone IV RADO	RADO	AFR-RADO-IV	4	-	-	-	-	-	-	-	-	-	-	-	4	-
Andorra National Anti-Doping Commission	NADO	AGAD	-	-	-	4	-	-	-	-	-	-	-	-	4	-
Africa Zone VI RADO	RADO	AFR-RADO-VI	-	-	-	4	-	-	-	-	-	-	-	-	4	-
Israeli NADO	NADO	ISR-NADO	4	-	-	-	-	-	-	-	-	-	-	-	4	-
Nigerian National Anti-Doping Committee	NADO	NGR-NADO	-	-	-	4	-	-	-	-	-	-	-	-	4	-
West Asia RADO	RADO	W-ASIA-RADO	-	-	-	4	-	-	-	-	-	-	-	-	4	-
South Asia RADO	RADO	S-ASIA-RADO	-	-	-	4	-	-	-	-	-	-	-	-	4	-
Kuwait Anti-Doping Committee	NADO	KUW-NADO	4	-	-	-	-	-	-	-	-	-	-	-	4	-
Jordan Anti-doping Organization	NADO	JADO	-	-	-	3	-	-	-	-	-	-	-	-	3	-
Anti-Doping Commission of Montenegro	NADO	MNE-NADO	2	-	-	-	-	-	-	-	-	-	-	-	2	-
International Workers Sports Confederation	Other-CS	CSIT	2	-	-	-	-	-	-	-	-	-	-	-	2	-
Anti-Doping Singapore	NADO	ADS	-	-	-	2	-	-	-	-	-	-	-	-	2	-
Indian Ocean RADO	RADO	IND-OCE-RADO	-	-	-	2	-	-	-	-	-	-	-	-	2	-
Africa Zone V RADO	RADO	AFR-RADO-V	-	-	-	1	-	-	-	-	-	-	-	-	1	-
World Anti-Doping Agency	Other-CS	WADA-AMA	1	1	-	-	-	-	-	-	-	-	-	-	1	-
			26349	25	128	10963	9	10	922	-	-	1999	-	-	40233	

2019 Anti-Doping Testing Figures
Samples Analyzed and Reported by Accredited Laboratories in ADAMS

Table 34: ASOIF Sport - Golf

Testing Authority (TA)	TA Category	ADAMS Code	Urine						Blood						Total Samples	% AAF
			IC			OOC			IC			OOC				
			Samples	ATF	AAF	Samples	ATF	AAF	Samples	ATF	AAF	Samples	ATF	AAF		
Korea Anti-Doping Agency	NADO	KADA	31	-	-	11	-	-	2	-	-	1	-	-	45	-
Japan Anti-Doping Agency	NADO	JADA	31	-	-	2	-	-	-	-	-	-	-	-	33	-
Spain National Anti-Doping Agency	NADO	ESP-NADO	23	-	-	7	-	-	-	-	-	2	-	-	32	-
Portugal Anti-Doping Agency	NADO	ADoP	31	-	-	-	-	-	-	-	-	-	-	-	31	-
German National Anti-Doping Agency	NADO	NADA	21	-	-	7	-	-	-	-	-	3	-	-	31	-
Japan Golf Association	Other	JPN-GO	23	-	-	-	-	-	-	-	-	-	-	-	23	-
Italian National Anti-Doping Agency	NADO	NADO ITALIA	20	-	1	-	-	-	1	-	-	-	-	-	21	4.8%
International Golf Federation	ASOIF	IGF	17	-	-	-	-	-	-	-	-	-	-	-	17	-
French Community of Belgium NADO	NADO	BEL-CFWB	12	-	-	-	-	-	1	-	-	-	-	-	13	-
NADO Flanders	NADO	NADOF	12	-	-	-	-	-	-	-	-	-	-	-	12	-
Pan American Sports Organization	Other-CS	PASO	7	-	-	4	-	-	-	-	-	-	-	-	11	-
Canadian Centre for Ethics in Sport	NADO	CCES	4	-	-	7	-	-	-	-	-	-	-	-	11	-
Czech Anti-Doping Committee	NADO	CADC	8	-	2	2	-	-	-	-	-	-	-	-	10	20.0%
Anti-Doping Denmark	NADO	ADD	8	-	-	-	-	-	1	-	-	-	-	-	9	-
Australian Sports Anti-Doping Authority	NADO	ASADA	9	-	-	-	-	-	-	-	-	-	-	-	9	-
Anti-Doping Norway	NADO	ADNO	6	-	-	-	-	-	-	-	-	-	-	-	6	-
Sport Ireland	NADO	SI	6	-	-	-	-	-	-	-	-	-	-	-	6	-
Doping Authority Netherlands	NADO	DAN	6	-	-	-	-	-	-	-	-	-	-	-	6	-
Russian National Anti-Doping Organization	NADO	RUSADA	5	-	-	-	-	-	-	-	-	-	-	-	5	-
Doping Control Agency of Thailand	NADO	DCAT	-	-	-	5	-	-	-	-	-	-	-	-	5	-
China Anti-Doping Agency	NADO	CHINADA	2	-	-	3	-	-	-	-	-	-	-	-	5	-
Antidoping Switzerland	NADO	ADCH	4	-	-	1	-	-	-	-	-	-	-	-	5	-
Finnish Center for Integrity in Sports	NADO	FINCIS	4	-	-	1	-	-	-	-	-	-	-	-	5	-
US Anti-Doping Agency	NADO	USADA	-	-	-	4	-	-	-	-	-	-	-	-	4	-
Swedish Sports Confederation	NADO	RF	4	-	-	-	-	-	-	-	-	-	-	-	4	-
Oceania RADO	RADO	O-RADO	4	-	-	-	-	-	-	-	-	-	-	-	4	-
Mexican National Anti-Doping Committee	NADO	MEX-NADO	-	-	-	4	-	-	-	-	-	-	-	-	4	-
Bahamas Anti-Doping Commission	NADO	BADC	-	-	-	4	-	-	-	-	-	-	-	-	4	-
French Anti-Doping Agency	NADO	AFLD-NADO	2	-	-	2	-	-	-	-	-	-	-	-	4	-
Turkish Anti Doping Commission	NADO	TADC	2	-	-	-	-	-	-	-	-	-	-	-	2	-
South Asia RADO	RADO	S-ASIA-RADO	-	-	-	2	-	-	-	-	-	-	-	-	2	-
South African Institute for Drug-Free Sport	NADO	SAIDS	2	-	-	-	-	-	-	-	-	-	-	-	2	-
Anti-Doping Agency of Serbia	NADO	ADAS	2	-	-	-	-	-	-	-	-	-	-	-	2	-
Anti-Doping Commission, Chinese Taipei Olympic Committee	NADO	CTADA	2	-	-	-	-	-	-	-	-	-	-	-	2	-
Colombian NADO	NADO	COL-NADO	2	-	-	-	-	-	-	-	-	-	-	-	2	-
Brasilian Authority on Anti-Doping Control	NADO	ABCD	-	-	-	1	-	-	-	-	-	1	-	-	2	-
Hungarian Anti-Doping Agency	NADO	HUNADO	-	-	-	1	-	-	-	-	-	-	-	-	1	-
CHN-Provincial Sports Bureau in China	Other	CHN-PSB	-	-	-	1	-	-	-	-	-	-	-	-	1	-
South American RADO	RADO	RADO-SAM	-	-	-	1	-	-	-	-	-	-	-	-	1	-
Central American RADO	RADO	RADO-CAM	-	-	-	1	-	-	-	-	-	-	-	-	1	-
Hong Kong Anti-Doping Committee	NADO	HKG-ADC	-	-	-	1	-	-	-	-	-	-	-	-	1	-
			310	-	3	72	-	-	5	-	-	7	-	-	394	

2019 Anti-Doping Testing Figures
Samples Analyzed and Reported by Accredited Laboratories in ADAMS

Table 35: ASOIF Sport - Gymnastics

Testing Authority (TA)	TA Category	ADAMS Code	Urine						Blood						Total Samples	% AAF
			IC			OOC			IC			OOC				
			Samples	ATF	AAF	Samples	ATF	AAF	Samples	ATF	AAF	Samples	ATF	AAF		
International Gymnastics Federation	ASOIF	FIG	412	-	3	252	-	-	45	-	-	32	-	-	741	0.4%
German National Anti-Doping Agency	NADO	NADA	56	-	-	173	-	-	7	-	-	32	-	-	268	-
Italian National Anti-Doping Agency	NADO	NADO ITALIA	76	-	-	61	-	-	-	-	-	14	-	-	151	-
Japan Anti-Doping Agency	NADO	JADA	47	-	-	75	-	-	-	-	-	6	-	-	128	-
China Anti-Doping Agency	NADO	CHINA	60	-	-	43	-	-	-	-	-	3	-	-	106	-
Korea Anti-Doping Agency	NADO	KADA	40	-	1	38	-	-	3	-	-	5	-	-	86	1.2%
National Anti Doping Agency -India	NADO	IND-NADO	31	-	-	41	-	-	3	-	-	10	-	-	85	-
Doping Authority Netherlands	NADO	DAN	18	-	2	57	-	-	-	-	-	8	-	-	83	2.4%
European Olympic Committees	Other-CS	EOC	57	-	-	19	-	-	6	-	-	1	-	-	83	-
Mexican National Anti-Doping Committee	NADO	MEX-NADO	13	-	-	67	6	-	-	-	-	-	-	-	80	-
French Anti-Doping Agency	NADO	AFLD-NADO	33	-	-	37	-	-	8	-	-	-	-	-	78	-
Antidoping Switzerland	NADO	ADCH	19	-	1	46	-	-	-	-	-	-	-	-	65	1.5%
UK Anti-Doping	NADO	UKAD	10	-	-	40	-	-	-	-	-	14	-	-	64	-
Belarus National Anti-Doping Agency	NADO	BNADA	31	-	-	24	-	-	4	-	-	3	-	-	62	-
Russian National Anti-Doping Organization	NADO	RUSADA	38	-	1	23	-	-	-	-	-	-	-	-	61	1.6%
US Anti-Doping Agency	NADO	USADA	32	-	-	24	-	-	-	-	-	-	-	-	56	-
Kazakhstan National Anti-Doping Centre	NADO	KAZ-NADO	-	-	-	54	-	1	-	-	-	-	-	-	54	1.9%
Finnish Center for Integrity in Sports	NADO	FINCIS	17	-	-	26	-	-	-	-	-	6	-	-	49	-
Romanian National Anti-Doping Agency	NADO	ANAD-Romania	14	-	-	28	-	-	3	-	-	2	-	-	47	-
Hungarian Anti-Doping Agency	NADO	HUNADO	7	-	-	36	-	-	-	-	-	-	-	-	43	-
National Anti-doping Center of Ukraine	NADO	NADC Ukraine	-	-	-	36	-	1	-	-	-	4	-	-	40	2.5%
Australian Sports Anti-Doping Authority	NADO	ASADA	25	-	1	12	-	-	-	-	-	1	-	-	38	2.6%
Azerbaijan National Anti-Doping Agency	NADO	AMADA	6	-	-	27	-	-	-	-	-	4	-	-	37	-
Pan American Sports Organization	Other-CS	PASO	28	-	-	4	-	-	4	-	-	-	-	-	36	-
Bulgarian Anti-doping Center	NADO	BUL-NADO	8	-	-	26	-	-	-	-	-	2	-	-	36	-
Canadian Centre for Ethics in Sport	NADO	CCES	29	-	-	3	-	-	2	-	-	-	-	-	34	-
Portugal Anti-Doping Agency	NADO	ADoP	26	-	-	7	-	-	-	-	-	-	-	-	33	-
Braslian Authority on Anti-Doping Control	NADO	ABCD	6	-	1	16	-	-	1	-	-	10	-	-	33	3.0%
Cuban National Anti-Doping Agency	NADO	CUB-NADO	-	-	-	27	-	-	-	-	-	2	-	-	29	-
Spain National Anti-Doping Agency	NADO	ESP-NADO	18	-	1	4	-	-	-	-	-	1	-	-	23	4.3%
Polish Anti-Doping Agency	NADO	POLADA	22	-	-	-	-	-	-	-	-	-	-	-	22	-
National Anti-Doping agency of Uzbekistan	NADO	UZNADA	-	-	-	20	-	-	-	-	-	-	-	-	20	-
Croatian Institute of Public Health	NADO	CIPH	-	-	-	18	-	-	-	-	-	1	-	-	19	-
Anti-Doping Norway	NADO	ADNO	-	-	-	15	-	-	-	-	-	2	-	-	17	-
Israeli NADO	NADO	ISR-NADO	8	-	-	9	-	-	-	-	-	-	-	-	17	-
CHN-National Federations in China	Other	CHN-NF	-	-	-	17	-	-	-	-	-	-	-	-	17	-
Anti-Doping Denmark	NADO	ADD	15	-	-	-	-	-	-	-	-	-	-	-	15	-
Czech Anti-Doping Committee	NADO	CADC	12	-	-	1	-	-	-	-	-	-	-	-	13	-
Monaco Anti-Doping Committee	NADO	CMA Monaco	8	-	-	4	-	-	-	-	-	1	-	-	13	-
Colombian NADO	NADO	COL-NADO	8	-	-	5	-	-	-	-	-	-	-	-	13	-
CHN-Provincial Sports Bureau in China	Other	CHN-PSB	-	-	-	13	-	-	-	-	-	-	-	-	13	-
National Anti-Doping Agency Austria GmbH	NADO	NADA Austria	6	-	-	5	-	-	-	-	-	1	-	-	12	-
Anti-Doping Commission, Chinese Taipei Olympic Committee	NADO	CTADA	5	-	-	5	-	-	1	-	-	1	-	-	12	-
Sport Ireland	NADO	SI	4	-	-	6	-	-	-	-	-	1	-	-	11	-
CHN-Military Sport Department in China	Other	CHN-MSD	-	-	-	11	-	-	-	-	-	-	-	-	11	-
Turkish Anti Doping Commission	NADO	TADC	10	-	-	-	-	-	-	-	-	-	-	-	10	-
Peru National Anti-Doping Commission	NADO	CONAD PERU	-	-	-	10	-	-	-	-	-	-	-	-	10	-
South East Asian Games Federation	Other	SEAGF	8	-	-	-	-	-	-	-	-	-	-	-	8	-
Anti-Doping Agency of Malaysia	NADO	ADAMAS	-	-	-	8	-	-	-	-	-	-	-	-	8	-
French Community of Belgium NADO	NADO	BEL-CFWB	6	-	-	-	-	-	1	-	-	-	-	-	7	-
NADO Flanders	NADO	NADOF	6	-	1	-	-	-	-	-	-	-	-	-	6	16.7%
Democratic People's Republic of Korea Anti-Doping Committee	NADO	DPRKADC	1	-	-	4	-	-	-	-	-	1	-	-	6	-
Anti-Doping Singapore	NADO	ADS	-	-	-	6	-	-	-	-	-	-	-	-	6	-
Qatar Antidoping Commission	NADO	QADC	-	-	-	4	-	-	-	-	-	2	-	-	6	-
Comité d'Organisation des Jeux Africains	Other	COJA	6	-	-	-	-	-	-	-	-	-	-	-	6	-
Swedish Sports Confederation	NADO	RF	-	-	-	6	-	-	-	-	-	-	-	-	6	-
Nigerian National Anti-Doping Committee	NADO	NGR-NADO	2	-	-	4	-	-	-	-	-	-	-	-	6	-
Georgian Anti-Doping Agency	NADO	GEO-NADO	-	-	-	5	-	-	-	-	-	-	-	-	5	-
Vietnam Anti-Doping & Sports Medicine Agency	NADO	VADA	-	-	-	5	-	-	-	-	-	-	-	-	5	-
Saudi Arabian Antidoping Committee	NADO	KSA-NADO	5	-	-	-	-	-	-	-	-	-	-	-	5	-
Drug Free Sport New Zealand	NADO	DFSNZ	4	-	1	-	-	-	-	-	-	-	-	-	4	25.0%
Jordan Anti-doping Organization	NADO	JADO	-	-	-	4	-	-	-	-	-	-	-	-	4	-
Mongolian National Anti-Doping Organization	NADO	MGL-NADO	4	-	-	-	-	-	-	-	-	-	-	-	4	-
National Antidoping Agency of the Republic of Moldova	NADO	NADO Moldova	4	-	-	-	-	-	-	-	-	-	-	-	4	-
Anti-Doping Agency of Serbia	NADO	ADAS	4	-	-	-	-	-	-	-	-	-	-	-	4	-
Africa Zone I RADO	RADO	AFR-RADO-I	3	-	-	-	-	-	-	-	-	-	-	-	3	-
World Anti-Doping Agency	Other-CS	WADA-AMA	-	-	-	2	-	-	-	-	-	1	-	-	3	-
Global Association of International Sports Federations	Other-CS	GAISF	3	-	-	-	-	-	-	-	-	-	-	-	3	-
Chilean National Anti-Doping Commission	NADO	CHI-NADO	-	-	-	3	-	-	-	-	-	-	-	-	3	-
Lithuanian Anti-Doping Agency	NADO	LTU-NADO	-	-	-	2	1	-	-	-	-	-	-	-	2	-
Central American RADO	RADO	RADO-CAM	-	-	-	2	-	-	-	-	-	-	-	-	2	-
Uruguay Anti-Doping	NADO	URU-NADO	-	-	-	2	-	-	-	-	-	-	-	-	2	-
Central Asia RADO	RADO	RADOCA-RADO	-	-	-	2	-	-	-	-	-	-	-	-	2	-
Egyptian National Anti-doping Organization	NADO	EGY-NADO	-	-	-	2	-	-	-	-	-	-	-	-	2	-
Anti-Doping Bureau of Latvia	NADO	LAT-NADO	1	-	-	-	-	-	1	-	-	-	-	-	2	-
Eastern Europe RADO	RADO	E-EUR-RADO	-	-	-	1	-	-	-	-	-	-	-	-	1	-
West Asia RADO	RADO	W-ASIA-RADO	-	-	-	1	-	-	-	-	-	-	-	-	1	-
Bahamas Anti-Doping Commission	NADO	BADC	-	-	-	1	-	-	-	-	-	-	-	-	1	-
Ecuador NADO	NADO	ECU-NADO	-	-	-	1	-	-	-	-	-	-	-	-	1	-
Armenian National Anti-Doping Organization	NADO	ARM-NADO	-	-	-	1	-	-	-	-	-	-	-	-	1	-
South East Asia RADO	RADO	SE-ASIA-RADO	-	-	-	1	-	-	-	-	-	-	-	-	1	-
Common Community Commission (Brussels)	NADO	COCOM	-	-	-	1	-	-	-	-	-	-	-	-	1	-
			1312	-	13	1533	7	2	89	-	-	171	-	-	3105	

2019 Anti-Doping Testing Figures
Samples Analyzed and Reported by Accredited Laboratories in ADAMS

Table 36: ASOIF Sport - Handball

Testing Authority (TA)	TA Category	ADAMS Code	Urine						Blood						Total Samples	% AAF
			IC			OOC			IC			OOC				
			Samples	ATF	AAF	Samples	ATF	AAF	Samples	ATF	AAF	Samples	ATF	AAF		
International Handball Federation	ASOIF	IHF	344	1	1	273	-	-	18	-	-	32	-	-	667	0.1%
European Handball Federation	Other	EUR-HAND	294	-	-	17	-	-	-	-	-	-	-	-	311	-
French Anti-Doping Agency	NADO	AFLD-NADO	88	-	2	214	1	-	-	-	-	-	-	-	302	0.7%
German National Anti-Doping Agency	NADO	NADA	157	-	-	77	-	-	-	-	-	22	-	-	256	-
Romanian National Anti-Doping Agency	NADO	ANAD-Romania	36	-	-	107	-	-	-	-	-	35	-	-	178	-
Swedish Sports Confederation	NADO	RF	68	-	1	107	-	-	-	-	-	-	-	-	175	0.6%
Polish Anti-Doping Agency	NADO	POLADA	106	-	-	46	-	-	-	-	-	18	-	-	170	-
Spain National Anti-Doping Agency	NADO	ESP-NADO	100	1	1	30	-	-	18	-	-	1	-	-	149	0.7%
Portugal Anti-Doping Agency	NADO	ADoP	-	-	-	115	-	-	-	-	-	-	-	-	115	-
Hungarian Anti-Doping Agency	NADO	HUNADO	34	-	-	73	-	-	-	-	-	-	-	-	107	-
Anti-Doping Norway	NADO	ADNO	57	-	1	35	-	-	-	-	-	6	-	-	98	1.0%
Finnish Center for Integrity in Sports	NADO	FINCIS	47	-	-	41	-	-	-	-	-	8	-	-	96	-
Qatar Antidoping Commission	NADO	QADC	40	-	-	40	-	-	-	-	-	11	-	-	91	-
Anti-Doping Denmark	NADO	ADD	48	-	-	37	-	-	-	-	-	3	-	-	88	-
National Anti-Doping Agency Austria GmbH	NADO	NADA Austria	8	-	-	71	-	-	-	-	-	8	-	-	87	-
Japan Anti-Doping Agency	NADO	JADA	67	-	-	19	-	-	-	-	-	-	-	-	86	-
Egyptian National Anti-doping Organization	NADO	EGY-NADO	6	-	-	76	-	-	-	-	-	-	-	-	82	-
Korea Anti-Doping Agency	NADO	KADA	30	-	-	38	-	-	2	-	-	4	-	-	74	-
Saudi Arabian Antidoping Committee	NADO	KSA-NADO	56	-	1	-	-	-	-	-	-	-	-	-	56	1.8%
Russian National Anti-Doping Organization	NADO	RUSADA	12	-	-	41	-	-	-	-	-	-	-	-	53	-
Croatian Institute of Public Health	NADO	CIPH	30	-	1	15	-	-	-	-	-	5	-	-	50	2.0%
Italian National Anti-Doping Agency	NADO	NADO ITALIA	35	-	-	10	-	-	-	-	-	4	-	-	49	-
Antidoping Switzerland	NADO	ADCH	32	-	-	16	-	-	-	-	-	-	-	-	48	-
China Anti-Doping Agency	NADO	CHINADA	28	-	-	16	-	-	-	-	-	-	-	-	44	-
Slovenian Antidoping Organization	NADO	SLOADO	24	-	-	20	-	-	-	-	-	-	-	-	44	-
Czech Anti-Doping Committee	NADO	CADC	32	1	-	8	1	-	-	-	-	4	-	-	44	-
Brasilian Authority on Anti-Doping Control	NADO	ABCD	-	-	-	38	-	-	-	-	-	5	-	-	43	-
Hellenic National Council for Combatting Doping	NADO	ESKAN	40	-	-	-	-	-	-	-	-	-	-	-	40	-
Agency for Anti-Doping Control of Bosnia and Herzegovina	NADO	BIH-NADO	16	-	-	19	-	-	4	-	-	-	-	-	39	-
Azerbaijan National Anti-Doping Agency	NADO	AMADA	12	-	-	16	-	-	6	-	-	4	-	-	38	-
Mexican National Anti-Doping Committee	NADO	MEX-NADO	-	-	-	38	1	-	-	-	-	-	-	-	38	-
Pan American Sports Organization	Other-CS	PASO	20	-	-	12	-	1	4	-	-	-	-	-	36	2.8%
Africa Zone I RADO	RADO	AFR-RADO-I	20	-	-	12	-	-	-	-	-	-	-	-	32	-
Chilean National Anti-Doping Commission	NADO	CHI-NADO	8	-	-	23	-	-	-	-	-	-	-	-	31	-
Cuban National Anti-Doping Agency	NADO	CUB-NADO	-	-	-	29	-	-	-	-	-	2	-	-	31	-
I.R Iran National Anti-Doping Organization	NADO	IRI-NADO	24	-	3	6	-	-	-	-	-	-	-	-	30	10.0%
National Anti-doping Center of Ukraine	NADO	NADC Ukraine	16	-	-	14	-	-	-	-	-	-	-	-	30	-
Association of National Olympic Committees	Other-CS	ANOC	26	-	-	-	-	-	2	-	-	-	-	-	28	-
US Anti-Doping Agency	NADO	USADA	8	-	-	17	-	-	-	-	-	-	-	-	25	-
Doping Authority Netherlands	NADO	DAN	25	-	2	-	-	-	-	-	-	-	-	-	25	8.0%
Turkish Anti Doping Commission	NADO	TADC	24	-	-	-	-	-	-	-	-	-	-	-	24	-
National Anti Doping Agency -India	NADO	IND-NADO	-	-	-	22	-	-	-	-	-	-	-	-	22	-
Comité d'Organisation des Jeux Africains	Other	COJA	20	-	-	-	-	-	-	-	-	-	-	-	20	-
Belarus National Anti-Doping Agency	NADO	BNADA	5	-	-	12	-	-	1	-	-	2	-	-	20	-
Nigerian National Anti-Doping Committee	NADO	NGR-NADO	10	-	-	8	-	-	-	-	-	-	-	-	18	-
Anti-Doping Agency of Serbia	NADO	ADAS	16	-	-	-	-	-	2	-	-	-	-	-	18	-
Bulgarian Anti-doping Center	NADO	BUL-NADO	16	-	1	-	-	-	2	-	-	-	-	-	18	5.6%
Asian Handball Federation	Other	AHF	18	-	-	-	-	-	-	-	-	-	-	-	18	-
Slovak Anti-Doping Agency	NADO	SADA	14	-	1	-	-	-	2	-	-	-	-	-	16	6.3%
National Olympic and Sports Association of Iceland	NADO	ISL-NADO	10	-	-	5	-	-	-	-	-	-	-	-	15	-
Canadian Centre for Ethics in Sport	NADO	CCES	-	-	-	14	-	-	-	-	-	-	-	-	14	-
Anti-Doping Agency of Kenya	NADO	ADAK	-	-	-	14	-	-	-	-	-	-	-	-	14	-
National Anti-Doping Commission of Macedonia	NADO	MKD-NADO	10	-	-	4	-	-	-	-	-	-	-	-	14	-
French Community of Belgium NADO	NADO	BEL-CFWB	12	-	-	-	-	-	1	-	-	-	-	-	13	-
Anti-Doping Organization of New Caledonia	Other	NCL-NADO	12	-	-	-	-	-	-	-	-	-	-	-	12	-
NADO Flanders	NADO	NADOF	12	-	-	-	-	-	-	-	-	-	-	-	12	-
Anti-Doping Bureau of Latvia	NADO	LAT-NADO	8	-	-	2	-	-	1	-	-	-	-	-	11	-
Uruguay Anti-Doping	NADO	URU-NADO	-	-	-	10	-	-	-	-	-	-	-	-	10	-
National Anti-Doping Agency of Tunisia	NADO	ANAD	10	-	-	-	-	-	-	-	-	-	-	-	10	-
International Committee of Mediterranean Games	Other-CS	ICMG	8	-	-	-	-	-	-	-	-	-	-	-	8	-
Colombian NADO	NADO	COL-NADO	4	-	-	4	-	-	-	-	-	-	-	-	8	-
South Asia RADO	RADO	S-ASIA-RADO	8	-	-	-	-	-	-	-	-	-	-	-	8	-
Peru National Anti-Doping Commission	NADO	CONAD PERU	-	-	-	8	-	-	-	-	-	-	-	-	8	-
European Olympic Committees	Other-CS	EOC	5	-	-	2	-	-	-	-	-	-	-	-	7	-
Jordan Anti-doping Organization	NADO	JADO	-	-	-	6	-	-	-	-	-	-	-	-	6	-
Africa Zone II & III RADO	RADO	AFR-RADO-II-III	-	-	-	6	-	-	-	-	-	-	-	-	6	-
Anti-Doping Paraguay	NADO	PAR-NADO	6	-	-	-	-	-	-	-	-	-	-	-	6	-
Morocco National Olympic Committee	NADO	CNOM	-	-	-	6	-	-	-	-	-	-	-	-	6	-
United Arab Emirates National Anti-doping Committee	NADO	UAE-NADO	4	-	-	1	-	-	-	-	-	-	-	-	5	-
Israeli NADO	NADO	ISR-NADO	5	-	-	-	-	-	-	-	-	-	-	-	5	-
Monaco Anti-Doping Committee	NADO	CMA Monaco	-	-	-	4	-	-	-	-	-	1	-	-	5	-
Anti-Doping Commission of Malta	NADO	MLT-NADO	4	-	-	-	-	-	-	-	-	-	-	-	4	-
Estonian Anti-Doping Agency	NADO	EADA	4	-	-	-	-	-	-	-	-	-	-	-	4	-
CHN-Provincial Sports Bureau in China	Other	CHN-PSB	-	-	-	4	-	-	-	-	-	-	-	-	4	-
Eastern Europe RADO	RADO	E-EUR-RADO	-	-	-	4	-	-	-	-	-	-	-	-	4	-
Cyprus Anti-Doping Authority	NADO	CYADA	4	-	1	-	-	-	-	-	-	-	-	-	4	25.0%
South American Sports Organization	Other-CS	ODESUR	4	-	-	-	-	-	-	-	-	-	-	-	4	-
Lembaga Anti-Doping Indonesia	NADO	LADI	-	-	-	4	-	-	-	-	-	-	-	-	4	-
Luxembourg NADO	NADO	ALAD	2	-	-	1	-	-	-	-	-	-	-	-	3	-
West Asia RADO	RADO	W-ASIA-RADO	-	-	-	3	-	-	-	-	-	-	-	-	3	-
Federacion Dominicana de Medicina del Deporte	NADO	FEDOMEDE	-	-	-	3	-	-	-	-	-	-	-	-	3	-

2019 Anti-Doping Testing Figures
Samples Analyzed and Reported by Accredited Laboratories in ADAMS

Table 36: ASOIF Sport - Handball - continued

Testing Authority (TA)	TA Category	ADAMS Code	Urine						Blood						Total Samples	% AAF
			IC			OOC			IC			OOC				
			Samples	ATF	AAF	Samples	ATF	AAF	Samples	ATF	AAF	Samples	ATF	AAF		
Anti-Doping Commission, Chinese Taipei Olympic Committee	NADO	CTADA	2	-	-	-	-	-	1	-	-	-	-	-	3	-
Anti-Doping Commission of Montenegro	NADO	MNE-NADO	2	-	-	-	-	-	-	-	-	-	-	-	2	-
Algerian National Anti-Doping Organization	NADO	ALG-NADO	-	-	-	2	-	-	-	-	-	-	-	-	2	-
Argentina National Anti-Doping Agency	NADO	ARG-CNAD	-	-	-	1	-	-	-	-	-	-	-	-	1	-
Oceania RADO	RADO	O-RADO	-	-	-	1	-	-	-	-	-	-	-	-	1	-
Gulf States and Yemen RADO	RADO	GSY-RADO	-	-	-	1	-	-	-	-	-	-	-	-	1	-
			2253	3	16	1918	3	1	64	-	-	175	-	-	4410	

2019 Anti-Doping Testing Figures
Samples Analyzed and Reported by Accredited Laboratories in ADAMS

Table 37: ASOIF Sport - Judo

Testing Authority (TA)	TA Category	ADAMS Code	Urine						Blood						Total Samples	% AAF
			IC			OOC			IC			OOC				
			Samples	ATF	AAF	Samples	ATF	AAF	Samples	ATF	AAF	Samples	ATF	AAF		
International Judo Federation	ASOIF	IJF	542	1	7	246	-	-	-	-	-	18	-	-	806	0.9%
CHN-Provincial Sports Bureau in China	Other	CHN-PSB	16	-	-	289	-	-	-	-	-	9	-	-	314	-
China Anti-Doping Agency	NADO	CHINADA	130	-	-	144	-	-	2	-	-	6	-	-	282	-
German National Anti-Doping Agency	NADO	NADA	39	-	-	188	-	-	14	-	-	25	-	-	266	-
Japan Anti-Doping Agency	NADO	JADA	118	-	-	94	-	-	-	-	-	8	-	-	220	-
Azerbaijan National Anti-Doping Agency	NADO	AMADA	63	-	2	85	-	-	8	-	-	8	-	-	164	1.2%
National Anti Doping Agency -India	NADO	IND-NADO	85	-	9	74	-	2	2	-	-	-	-	-	161	6.8%
Polish Anti-Doping Agency	NADO	POLADA	27	-	1	92	-	1	-	-	-	19	-	-	138	1.4%
Doping Authority Netherlands	NADO	DAN	46	-	-	78	-	-	-	-	-	10	-	-	134	-
Russian National Anti-Doping Organization	NADO	RUSADA	6	-	4	125	-	1	-	-	-	-	-	-	131	3.8%
European Olympic Committees	Other-CS	EOC	69	-	1	45	-	-	7	-	-	5	-	-	126	0.8%
Romanian National Anti-Doping Agency	NADO	ANAD-Romania	6	-	-	62	1	-	-	-	-	38	-	-	106	-
French Anti-Doping Agency	NADO	AFLD-NADO	21	-	-	77	-	-	-	-	-	1	-	-	99	-
Brasilian Authority on Anti-Doping Control	NADO	ABCD	49	-	-	29	-	-	-	-	-	11	-	-	89	-
Hungarian Anti-Doping Agency	NADO	HUNADO	21	-	1	49	-	-	8	-	-	4	-	-	82	1.2%
Kazakhstan National Anti-Doping Centre	NADO	KAZ-NADO	-	-	-	70	-	-	-	-	-	10	-	-	80	-
French Community of Belgium NADO	NADO	BEL-CFWB	20	-	1	50	-	-	2	-	-	7	-	-	79	1.3%
US Anti-Doping Agency	NADO	USADA	28	-	1	43	-	-	-	-	-	2	-	-	73	1.4%
Italian National Anti-Doping Agency	NADO	NADO ITALIA	36	-	-	30	-	-	-	-	-	6	-	-	72	-
National Anti-doping Center of Ukraine	NADO	NADC Ukraine	37	-	-	26	-	1	6	-	-	-	-	-	69	1.4%
European Judo Union	Other	EJU	68	-	1	-	-	-	-	-	-	-	-	-	68	1.5%
Korea Anti-Doping Agency	NADO	KADA	29	-	-	33	-	-	3	-	-	3	-	-	68	-
Belarus National Anti-Doping Agency	NADO	BNADA	-	-	-	53	-	-	-	-	-	7	-	-	60	-
Cuban National Anti-Doping Agency	NADO	CUB-NADO	14	-	-	40	-	-	-	-	-	6	-	-	60	-
Egyptian National Anti-doping Organization	NADO	EGY-NADO	-	-	-	58	-	2	-	-	-	-	-	-	58	3.4%
UK Anti-Doping	NADO	UKAD	-	-	-	39	-	-	-	-	-	8	-	-	47	-
Pan American Sports Organization	Other-CS	PASO	28	-	1	12	-	-	1	-	-	4	-	-	45	2.2%
NADO Flanders	NADO	NADOF	24	-	-	21	-	-	-	-	-	-	-	-	45	-
Africa Zone I RADO	RADO	AFR-RADO-I	27	-	-	17	-	1	-	-	-	-	-	-	44	2.3%
Turkish Anti Doping Commission	NADO	TADC	8	-	-	36	-	-	-	-	-	-	-	-	44	-
Antidoping Switzerland	NADO	ADCH	8	-	1	30	-	-	-	-	-	4	-	-	42	2.4%
Canadian Centre for Ethics in Sport	NADO	CCES	11	-	1	27	-	-	-	-	-	4	-	-	42	2.4%
Anti-Doping Agency of Kenya	NADO	ADAK	-	-	-	40	-	-	-	-	-	-	-	-	40	-
National Anti-Doping Agency Austria GmbH	NADO	NADA Austria	6	-	-	28	-	-	-	-	-	5	-	-	39	-
Chilean National Anti-Doping Commission	NADO	CHI-NADO	35	-	1	3	-	-	-	-	-	-	-	-	38	2.6%
Mexican National Anti-Doping Committee	NADO	MEX-NADO	-	-	-	35	1	-	-	-	-	-	-	-	35	-
Czech Anti-Doping Committee	NADO	CADC	22	-	-	10	-	-	-	-	-	3	-	-	35	-
South East Asian Games Federation	Other	SEAGF	25	-	-	-	-	-	8	-	-	-	-	-	33	-
Georgian Anti-Doping Agency	NADO	GEO-NADO	12	-	-	17	-	-	-	-	-	4	-	-	33	-
Bulgarian Anti-doping Center	NADO	BUL-NADO	16	-	-	14	-	-	-	-	-	3	-	-	33	-
Spain National Anti-Doping Agency	NADO	ESP-NADO	16	-	-	10	-	-	-	-	-	5	-	-	31	-
Australian Sports Anti-Doping Authority	NADO	ASADA	8	-	-	20	-	-	-	-	-	1	-	-	29	-
Slovenian Antidoping Organization	NADO	SLOADO	5	-	-	24	-	-	-	-	-	-	-	-	29	-
Macao Judo Association	Other	MJA	29	-	-	-	-	-	-	-	-	-	-	-	29	-
Doping Control Agency of Thailand	NADO	DCAT	14	-	-	11	-	-	-	-	-	2	-	-	27	-
Agency for Anti-Doping Control of Bosnia and Herzegovina	NADO	BiH-NADO	8	-	-	18	-	-	-	-	-	1	-	-	27	-
Anti-Doping Agency of Serbia	NADO	ADAS	12	-	-	11	-	-	-	-	-	1	-	-	24	-
Mongolian National Anti-Doping Organization	NADO	MGL-NADO	-	-	-	24	1	-	-	-	-	-	-	-	24	-
Croatian Institute of Public Health	NADO	CIPH	6	-	-	16	-	-	-	-	-	1	-	-	23	-
Monaco Anti-Doping Committee	NADO	CMA Monaco	6	-	-	13	-	-	-	-	-	3	-	-	22	-
Anti-Doping Commission, Chinese Taipei Olympic Committee	NADO	CTADA	16	-	-	5	-	-	-	-	-	1	-	-	22	-
Portugal Anti-Doping Agency	NADO	ADoP	21	-	-	1	-	-	-	-	-	-	-	-	22	-
Anti-Doping Norway	NADO	ADNO	5	-	-	15	-	-	-	-	-	1	-	-	21	-
CHN-National Federations in China	Other	CHN-NF	-	-	-	21	-	-	-	-	-	-	-	-	21	-
Peru National Anti-Doping Commission	NADO	CONAD PERU	7	-	-	13	-	-	-	-	-	-	-	-	20	-
Finnish Center for Integrity in Sports	NADO	FINCIS	8	-	-	8	-	-	1	-	-	2	-	-	19	-
Africa Zone II & III RADO	RADO	AFR-RADO-II-III	10	-	-	9	-	-	-	-	-	-	-	-	19	-
Saudi Arabian Antidoping Committee	NADO	KSA-NADO	15	-	3	3	-	-	-	-	-	-	-	-	18	16.7%
National Anti-Doping Agency of Tunisia	NADO	ANAD	5	-	-	11	-	1	-	-	-	1	-	-	17	5.9%
Judo Union of Asia	Other	JUA	16	-	-	-	-	-	-	-	-	-	-	-	16	-
Colombian NADO	NADO	COL-NADO	5	-	-	10	-	-	-	-	-	1	-	-	16	-
Anti-Doping Denmark	NADO	ADD	4	-	-	9	-	-	1	-	-	1	-	-	15	-
Sport Ireland	NADO	SI	-	-	-	13	-	-	-	-	-	1	-	-	14	-
World Anti-Doping Agency	Other-CS	WADA-AMA	2	-	-	12	-	-	-	-	-	-	-	-	14	-
Common Community Commission (Brussels)	NADO	COCOM	-	-	-	10	-	-	-	-	-	3	-	-	13	-
Oceania RADO	RADO	O-RADO	11	-	-	2	-	-	-	-	-	-	-	-	13	-
National Anti-Doping agency of Uzbekistan	NADO	UZNADA	-	-	-	11	-	-	-	-	-	-	-	-	11	-
Slovak Anti-Doping Agency	NADO	SADA	9	-	-	-	-	-	2	-	-	-	-	-	11	-
Anti-Doping Bureau of Latvia	NADO	LAT-NADO	6	-	1	3	-	-	-	-	-	1	-	-	10	10.0%
Central American RADO	RADO	RADO-CAM	4	-	-	5	-	-	-	-	-	-	-	-	9	-
Indian Ocean RADO	RADO	IND-OCE-RADO	-	-	-	8	-	-	-	-	-	-	-	-	8	-
Nigerian National Anti-Doping Committee	NADO	NGR-NADO	4	-	-	4	-	-	-	-	-	-	-	-	8	-
Swedish Sports Confederation	NADO	RF	8	-	-	-	-	-	-	-	-	-	-	-	8	-
Ecuador NADO	NADO	ECU-NADO	-	-	-	8	-	-	-	-	-	-	-	-	8	-
Armenian National Anti-Doping Organization	NADO	ARM-NADO	6	-	-	2	-	-	-	-	-	-	-	-	8	-
Comité International des Jeux des îles de l'Océan Indien	Other	CIJ	8	-	-	-	-	-	-	-	-	-	-	-	8	-
Central Asia RADO	RADO	RADOCA-RADO	-	-	-	7	-	-	-	-	-	-	-	-	7	-
Eastern Europe RADO	RADO	E-EUR-RADO	-	-	-	7	-	1	-	-	-	-	-	-	7	14.3%
CHN-Military Sport Department in China	Other	CHN-MSD	-	-	-	7	-	-	-	-	-	-	-	-	7	-
Sri Lanka Anti Doping Agency	NADO	SRI-NADO	6	-	-	1	-	-	-	-	-	-	-	-	7	-
Israeli NADO	NADO	ISR-NADO	-	-	-	5	-	-	-	-	-	1	-	-	6	-

2019 Anti-Doping Testing Figures
Samples Analyzed and Reported by Accredited Laboratories in ADAMS

Table 37: ASOIF Sport - Judo - continued

Testing Authority (TA)	TA Category	ADAMS Code	Urine						Blood						Total Samples	% AAF
			IC			OOC			IC			OOC				
			Samples	ATF	AAF	Samples	ATF	AAF	Samples	ATF	AAF	Samples	ATF	AAF		
South Asia RADO	RADO	S-ASIA-RADO	4	-	-	2	-	-	-	-	-	-	-	-	6	-
Bahamas Anti-Doping Commission	NADO	BADC	-	-	-	6	-	-	-	-	-	-	-	-	6	-
Qatar Antidoping Commission	NADO	QADC	-	-	-	4	-	-	-	-	-	1	-	-	5	-
Democratic People's Republic of Korea Anti-Doping Committee	NADO	DPRKADC	-	-	-	4	-	-	-	-	-	1	-	-	5	-
I.R Iran National Anti-Doping Organization	NADO	IRI-NADO	5	-	-	-	-	-	-	-	-	-	-	-	5	-
Lithuanian Anti-Doping Agency	NADO	LTU-NADO	4	-	1	-	-	-	-	-	-	-	-	-	4	25.0%
Africa Zone V RADO	RADO	AFR-RADO-V	-	-	-	4	-	-	-	-	-	-	-	-	4	-
Lembaga Anti-Doping Indonesia	NADO	LADI	-	-	-	4	-	-	-	-	-	-	-	-	4	-
Hellenic National Council for Combatting Doping	NADO	ESKAN	4	-	-	-	-	-	-	-	-	-	-	-	4	-
National Antidoping Agency of the Republic of Moldova	NADO	NADO Moldova	-	-	-	4	-	-	-	-	-	-	-	-	4	-
Drug Free Sport New Zealand	NADO	DFSNZ	4	-	-	-	-	-	-	-	-	-	-	-	4	-
Vietnam Anti-Doping & Sports Medicine Agency	NADO	VADA	-	-	-	3	-	-	-	-	-	-	-	-	3	-
Jordan Anti-doping Organization	NADO	JADO	-	-	-	3	-	-	-	-	-	-	-	-	3	-
South American RADO	RADO	RADO-SAM	-	-	-	3	-	-	-	-	-	-	-	-	3	-
South East Asia RADO	RADO	SE-ASIA-RADO	-	-	-	3	-	-	-	-	-	-	-	-	3	-
Anti-Doping Commission of Montenegro	NADO	MNE-NADO	-	-	-	2	-	-	-	-	-	-	-	-	2	-
Africa Zone VI RADO	RADO	AFR-RADO-VI	-	-	-	2	-	-	-	-	-	-	-	-	2	-
Costa Rica NADO	NADO	CRC-NADO	-	-	-	2	-	-	-	-	-	-	-	-	2	-
Andorra National Anti-Doping Commission	NADO	AGAD	-	-	-	2	-	-	-	-	-	-	-	-	2	-
Anti-Doping Singapore	NADO	ADS	-	-	-	1	-	-	-	-	-	-	-	-	1	-
West Asia RADO	RADO	W-ASIA-RADO	-	-	-	1	-	-	-	-	-	-	-	-	1	-
San Marino Standing Committee on Anti-Doping	NADO	SMR-NADO	-	-	-	1	-	-	-	-	-	-	-	-	1	-
Uruguay Anti-Doping	NADO	URU-NADO	-	-	-	1	-	-	-	-	-	-	-	-	1	-
Argentina National Anti-Doping Agency	NADO	ARG-CNAD	-	-	-	1	-	-	-	-	-	-	-	-	1	-
Liechtenstein Olympic Committee	NADO	LOC	-	-	-	1	-	-	-	-	-	-	-	-	1	-
			1993	1	37	2820	3	10	65	-	-	267	-	-	5145	

2019 Anti-Doping Testing Figures
Samples Analyzed and Reported by Accredited Laboratories in ADAMS

Table 38: ASOIF Sport - Modern Pentathlon

Testing Authority (TA)	TA Category	ADAMS Code	Urine						Blood						Total Samples	% AAF
			IC			OOC			IC			OOC				
			Samples	ATF	AAF	Samples	ATF	AAF	Samples	ATF	AAF	Samples	ATF	AAF		
International Modern Pentathlon Union	ASOIF	UIPM	163	-	-	27	-	-	-	-	-	5	-	-	195	-
Russian National Anti-Doping Organization	NADO	RUSADA	50	-	-	52	-	-	-	-	-	-	-	-	102	-
German National Anti-Doping Agency	NADO	NADA	12	-	-	63	-	-	-	-	-	15	-	-	90	-
China Anti-Doping Agency	NADO	CHINADA	24	-	-	17	-	-	-	-	-	1	-	-	42	-
Polish Anti-Doping Agency	NADO	POLADA	6	-	-	33	-	-	-	-	-	1	-	-	40	-
Hungarian Anti-Doping Agency	NADO	HUNADO	14	-	-	16	-	-	3	-	-	2	-	-	35	-
Korea Anti-Doping Agency	NADO	KADA	14	-	-	16	-	-	1	-	-	1	-	-	32	-
Italian National Anti-Doping Agency	NADO	NADO ITALIA	16	-	-	4	-	-	-	-	-	2	-	-	22	-
CHN-National Federations in China	Other	CHN-NF	-	-	-	13	-	-	-	-	-	6	-	-	19	-
Mexican National Anti-Doping Committee	NADO	MEX-NADO	-	-	-	19	3	-	-	-	-	-	-	-	19	-
French Anti-Doping Agency	NADO	AFLD-NADO	3	-	-	13	-	-	-	-	-	3	-	-	19	-
Sport Ireland	NADO	SI	-	-	-	16	-	-	-	-	-	3	-	-	19	-
Spain National Anti-Doping Agency	NADO	ESP-NADO	12	-	-	-	-	-	2	-	-	-	-	-	14	-
Pan American Sports Organization	Other-CS	PASO	14	-	-	-	-	-	-	-	-	-	-	-	14	-
South East Asian Games Federation	Other	SEAGF	9	-	-	-	-	-	4	-	-	-	-	-	13	-
Cuban National Anti-Doping Agency	NADO	CUB-NADO	-	-	-	12	-	-	-	-	-	-	-	-	12	-
Belarus National Anti-Doping Agency	NADO	BNADA	8	-	-	3	-	-	-	-	-	1	-	-	12	-
UK Anti-Doping	NADO	UKAD	-	-	-	10	-	-	-	-	-	2	-	-	12	-
Braslian Authority on Anti-Doping Control	NADO	ABCD	12	-	-	-	-	-	-	-	-	-	-	-	12	-
Australian Sports Anti-Doping Authority	NADO	ASADA	-	-	-	10	-	-	-	-	-	1	-	-	11	-
Czech Anti-Doping Committee	NADO	CADC	8	-	-	-	-	-	-	-	-	-	-	-	8	-
Japan Anti-Doping Agency	NADO	JADA	6	-	-	2	-	-	-	-	-	-	-	-	8	-
US Anti-Doping Agency	NADO	USADA	-	-	-	7	-	-	-	-	-	-	-	-	7	-
CHN-Provincial Sports Bureau in China	Other	CHN-PSB	-	-	-	7	-	-	-	-	-	-	-	-	7	-
Antidoping Switzerland	NADO	ADCH	-	-	-	7	-	-	-	-	-	-	-	-	7	-
Turkish Anti Doping Commission	NADO	TADC	4	-	-	1	-	-	-	-	-	-	-	-	5	-
Canadian Centre for Ethics in Sport	NADO	CCES	5	-	-	-	-	-	-	-	-	-	-	-	5	-
Finnish Center for Integrity in Sports	NADO	FINCIS	2	-	-	1	-	-	-	-	-	1	-	-	4	-
Egyptian National Anti-doping Organization	NADO	EGY-NADO	-	-	-	4	-	-	-	-	-	-	-	-	4	-
Ecuador NADO	NADO	ECU-NADO	-	-	-	4	-	-	-	-	-	-	-	-	4	-
Lembaga Anti-Doping Indonesia	NADO	LADI	-	-	-	4	-	-	-	-	-	-	-	-	4	-
Anti-Doping Commission, Chinese Taipei Olympic Committee	NADO	CTADA	3	-	-	-	-	-	-	-	-	-	-	-	3	-
Anti-Doping Bureau of Latvia	NADO	LAT-NADO	-	-	-	2	-	-	-	-	-	1	-	-	3	-
Uruguay Anti-Doping	NADO	URU-NADO	-	-	-	2	-	-	-	-	-	-	-	-	2	-
Kazakhstan National Anti-Doping Centre	NADO	KAZ-NADO	-	-	-	2	-	-	-	-	-	-	-	-	2	-
Central American RADO	RADO	RADO-CAM	-	-	-	2	-	-	-	-	-	-	-	-	2	-
Lithuanian Anti-Doping Agency	NADO	LTU-NADO	-	-	-	2	-	-	-	-	-	-	-	-	2	-
Federacion Dominicana de Medicina del Deporte	NADO	FEDOMEDE	-	-	-	2	-	-	-	-	-	-	-	-	2	-
National Anti-Doping Agency Austria GmbH	NADO	NADA Austria	-	-	-	1	-	-	-	-	-	-	-	-	1	-
			385	-	-	374	3	-	10	-	-	45	-	-	814	-

2019 Anti-Doping Testing Figures
Samples Analyzed and Reported by Accredited Laboratories in ADAMS

Table 39: ASOIF Sport - Rowing

Testing Authority (TA)	TA Category	ADAMS Code	Urine						Blood						Total Samples	% AAF
			IC			OOC			IC			OOC				
			Samples	ATF	AAF	Samples	ATF	AAF	Samples	ATF	AAF	Samples	ATF	AAF		
German National Anti-Doping Agency	NADO	NADA	100	1	-	428	-	-	24	-	-	148	-	-	700	-
China Anti-Doping Agency	NADO	CHINADA	194	-	-	322	-	-	14	-	-	28	-	-	558	-
International Rowing Federation	ASOIF	FISA	176	-	3	188	-	-	-	-	-	78	-	-	442	0.7%
US Anti-Doping Agency	NADO	USADA	40	-	-	220	-	-	-	-	-	13	-	-	273	-
Spain National Anti-Doping Agency	NADO	ESP-NADO	88	-	-	109	-	1	6	-	-	17	-	-	220	0.5%
Italian National Anti-Doping Agency	NADO	NADO ITALIA	80	-	2	108	-	-	1	-	-	21	-	-	210	1.0%
Polish Anti-Doping Agency	NADO	POLADA	26	-	-	150	-	2	-	-	-	24	-	-	200	1.0%
Russian National Anti-Doping Organization	NADO	RUSADA	62	-	-	105	-	-	-	-	-	4	-	-	171	-
CHN-Provincial Sports Bureau in China	Other	CHN-PSB	34	-	-	123	2	1	-	-	-	-	-	-	157	0.6%
French Anti-Doping Agency	NADO	AFLD-NADO	47	-	-	99	-	-	-	-	-	9	-	-	155	-
Doping Authority Netherlands	NADO	DAN	26	-	-	80	-	-	-	-	-	33	-	-	139	-
UK Anti-Doping	NADO	UKAD	4	-	-	120	-	-	-	-	-	15	-	-	139	-
Drug Free Sport New Zealand	NADO	DFSNZ	18	-	-	91	-	-	-	-	-	-	-	-	109	-
Anti-Doping Denmark	NADO	ADD	35	-	1	51	-	-	-	-	-	10	-	-	96	1.0%
National Anti Doping Agency -India	NADO	IND-NADO	7	-	-	86	-	22	-	-	-	-	-	-	93	23.7%
Romanian National Anti-Doping Agency	NADO	ANAD-Romania	8	-	-	65	-	-	-	-	-	10	-	-	83	-
Basque Anti-Doping Agency	Other	ESP-Vasco	56	-	-	26	-	-	-	-	-	-	-	-	82	-
National Anti-doping Center of Ukraine	NADO	NADC Ukraine	70	-	4	2	-	-	-	-	-	8	-	-	80	5.0%
Canadian Centre for Ethics in Sport	NADO	CCES	12	-	-	53	-	-	-	-	-	13	-	-	78	-
Mexican National Anti-Doping Committee	NADO	MEX-NADO	-	-	-	76	1	1	-	-	-	-	-	-	76	1.3%
Australian Sports Anti-Doping Authority	NADO	ASADA	22	-	-	31	-	-	-	-	-	13	-	-	66	-
Portugal Anti-Doping Agency	NADO	ADoP	62	-	2	2	-	-	-	-	-	-	-	-	64	3.1%
Pan American Sports Organization	Other-CS	PASO	29	-	1	28	-	-	1	-	-	6	-	-	64	1.6%
National Anti-Doping Agency Austria GmbH	NADO	NADA Austria	6	-	-	49	-	-	-	-	-	7	-	-	62	-
Antidoping Switzerland	NADO	ADCH	-	-	-	47	-	1	-	-	-	14	-	-	61	1.6%
Sport Ireland	NADO	SI	5	-	-	42	-	-	-	-	-	13	-	-	60	-
Czech Anti-Doping Committee	NADO	CADC	30	-	-	20	-	-	-	-	-	4	-	-	54	-
Korea Anti-Doping Agency	NADO	KADA	19	-	-	22	-	-	4	-	-	3	-	-	48	-
Japan Anti-Doping Agency	NADO	JADA	44	-	1	-	-	-	3	-	-	-	-	-	47	2.1%
Kazakhstan National Anti-Doping Centre	NADO	KAZ-NADO	10	-	-	31	-	-	-	-	-	1	-	-	42	-
South African Institute for Drug-Free Sport	NADO	SAIDS	11	-	2	27	-	-	-	-	-	-	-	-	38	5.3%
Cuban National Anti-Doping Agency	NADO	CUB-NADO	-	-	-	32	-	-	-	-	-	2	-	-	34	-
Swedish Sports Confederation	NADO	RF	18	-	1	15	-	-	-	-	-	-	-	-	33	3.0%
Anti-Doping Norway	NADO	ADNO	7	-	-	20	-	-	-	-	-	3	-	-	30	-
Finnish Center for Integrity in Sports	NADO	FINCIS	9	-	-	16	-	-	-	-	-	4	-	-	29	-
Belarus National Anti-Doping Agency	NADO	BNADA	16	-	-	9	-	-	2	-	-	1	-	-	28	-
Brasillian Authority on Anti-Doping Control	NADO	ABCD	18	-	-	6	-	-	-	-	-	4	-	-	28	-
I.R Iran National Anti-Doping Organization	NADO	IRI-NADO	-	-	-	24	-	1	-	-	-	-	-	-	24	4.2%
Chilean National Anti-Doping Commission	NADO	CHI-NADO	-	-	-	24	-	-	-	-	-	-	-	-	24	-
Hungarian Anti-Doping Agency	NADO	HUNADO	5	-	-	17	-	-	-	-	-	1	-	-	23	-
Bulgarian Anti-doping Center	NADO	BUL-NADO	10	-	-	8	-	-	-	-	-	2	-	-	20	-
World Anti-Doping Agency	Other-CS	WADA-AMA	13	4	-	5	-	-	-	-	-	2	-	-	20	-
Estonian Anti-Doping Agency	NADO	EADA	4	-	-	8	-	-	-	-	-	6	-	-	18	-
Africa Zone I RADO	RADO	AFR-RADO-I	16	-	-	-	-	-	-	-	-	-	-	-	16	-
Lithuanian Anti-Doping Agency	NADO	LTU-NADO	5	-	-	11	-	-	-	-	-	-	-	-	16	-
Croatian Institute of Public Health	NADO	CIPH	4	-	-	9	-	-	2	-	-	-	-	-	15	-
Doping Control Agency of Thailand	NADO	DCAT	-	-	-	14	-	-	-	-	-	-	-	-	14	-
Hellenic National Council for Combatting Doping	NADO	ESKAN	14	-	-	-	-	-	-	-	-	-	-	-	14	-
Azerbaijan National Anti-Doping Agency	NADO	AMADA	3	-	-	9	-	-	-	-	-	1	-	-	13	-
Turkish Anti Doping Commission	NADO	TADC	12	-	-	-	-	-	-	-	-	-	-	-	12	-
Anti-Doping Paraguay	NADO	PAR-NADO	6	-	-	6	-	-	-	-	-	-	-	-	12	-
Comité d'Organisation des Jeux Africains	Other	COJA	11	-	-	-	-	-	-	-	-	-	-	-	11	-
Anti-Doping Bureau of Latvia	NADO	LAT-NADO	3	-	-	6	-	-	-	-	-	1	-	-	10	-
Anti-Doping Agency of Serbia	NADO	ADAS	6	-	-	4	-	-	-	-	-	-	-	-	10	-
Qatar Antidoping Commission	NADO	QADC	-	-	-	7	-	-	-	-	-	2	-	-	9	-
International Committee of Mediterranean Games	Other-CS	ICMG	8	-	-	-	-	-	-	-	-	-	-	-	8	-
South East Asian Games Federation	Other	SEAGF	6	-	-	-	-	-	2	-	-	-	-	-	8	-
South American Sports Organization	Other-CS	ODESUR	6	-	-	-	-	-	2	-	-	-	-	-	8	-
Anti-Doping Commission of Malta	NADO	MLT-NADO	7	-	-	-	-	-	-	-	-	-	-	-	7	-
French Community of Belgium NADO	NADO	BEL-CFWB	6	-	-	-	-	-	1	-	-	-	-	-	7	-
Argentina National Anti-Doping Agency	NADO	ARG-CNAD	-	-	-	7	-	-	-	-	-	-	-	-	7	-
National Anti-Doping Agency of Tunisia	NADO	ANAD	-	-	-	4	-	-	-	-	-	2	-	-	6	-
Peru National Anti-Doping Commission	NADO	CONAD PERU	-	-	-	5	-	-	-	-	-	-	-	-	5	-
Monaco Anti-Doping Committee	NADO	CMA Monaco	-	-	-	4	-	-	-	-	-	1	-	-	5	-
Uruguay Anti-Doping	NADO	URU-NADO	-	-	-	4	-	-	-	-	-	-	-	-	4	-
Asian Rowing Federation	Other	ARF	4	-	-	-	-	-	-	-	-	-	-	-	4	-
Nigerian National Anti-Doping Committee	NADO	NGR-NADO	-	-	-	4	-	-	-	-	-	-	-	-	4	-
Algerian National Anti-Doping Organization	NADO	ALG-NADO	3	-	-	-	-	-	-	-	-	-	-	-	3	-
Hong Kong Anti-Doping Committee	NADO	HKG-ADC	-	-	-	3	-	-	-	-	-	-	-	-	3	-
South East Asia RADO	RADO	SE-ASIA-RADO	-	-	-	3	-	-	-	-	-	-	-	-	3	-
Central American RADO	RADO	RADO-CAM	-	-	-	3	-	-	-	-	-	-	-	-	3	-
National Antidoping Agency of the Republic of Moldova	NADO	NADO Moldova	-	-	-	2	-	-	-	-	-	1	-	-	3	-
Anti-Doping Commission, Chinese Taipei Olympic Committee	NADO	CTADA	2	-	-	-	-	-	-	-	-	-	-	-	2	-
South American RADO	RADO	RADO-SAM	-	-	-	1	-	-	-	-	-	-	-	-	1	-
Central Asia RADO	RADO	RADOCA-RADO	-	-	-	1	-	-	-	-	-	-	-	-	1	-
Vietnam Anti-Doping & Sports Medicine Agency	NADO	VADA	-	-	-	1	-	-	-	-	-	-	-	-	1	-
Africa Zone II & III RADO	RADO	AFR-RADO-II-III	-	-	-	1	-	-	-	-	-	-	-	-	1	-
Anti-Doping Singapore	NADO	ADS	-	-	-	1	-	-	-	-	-	-	-	-	1	-
Federacion Dominicana de Medicina del Deporte	NADO	FEDOMEDE	-	-	-	1	-	-	-	-	-	-	-	-	1	-
			1543	5	17	3096	3	29	62	-	-	525	-	-	5226	

2019 Anti-Doping Testing Figures
Samples Analyzed and Reported by Accredited Laboratories in ADAMS

Table 40: ASOIF Sport - Rugby Union

Testing Authority (TA)	TA Category	ADAMS Code	Urine						Blood						Total Samples	% AAF
			IC			OOC			IC			OOC				
			Samples	ATF	AAF	Samples	ATF	AAF	Samples	ATF	AAF	Samples	ATF	AAF		
World Rugby	ASOIF	World Rugby	864	-	4	1248	-	2	14	-	-	302	-	-	2428	0.2%
UK Anti-Doping	NADO	UKAD	290	-	7	1107	2	7	2	-	-	161	-	-	1560	0.9%
French Anti-Doping Agency	NADO	AFLD-NADO	319	-	11	553	-	-	-	-	-	39	-	-	911	1.2%
Australian Sports Anti-Doping Authority	NADO	ASADA	126	-	1	260	-	2	-	-	-	37	-	-	423	0.7%
South African Institute for Drug-Free Sport	NADO	SAIDS	157	-	9	233	-	9	-	-	-	7	-	-	397	4.5%
Italian National Anti-Doping Agency	NADO	NADO ITALIA	178	-	1	116	-	-	-	-	-	32	-	-	326	0.3%
Japan Anti-Doping Agency	NADO	JADA	140	-	-	124	-	-	-	-	-	3	-	-	267	-
Drug Free Sport New Zealand	NADO	DFSNZ	74	-	-	135	-	-	-	-	-	38	-	-	247	-
Sport Ireland	NADO	SI	42	-	-	123	-	-	-	-	-	71	-	-	236	-
Russian National Anti-Doping Organization	NADO	RUSADA	45	-	1	108	-	-	-	-	-	-	-	-	153	0.7%
Polish Anti-Doping Agency	NADO	POLADA	62	-	5	44	1	1	-	-	-	19	-	-	125	4.8%
US Anti-Doping Agency	NADO	USADA	-	-	-	91	-	1	-	-	-	-	-	-	91	1.1%
Canadian Centre for Ethics in Sport	NADO	CCES	26	-	1	56	-	-	4	-	-	5	-	-	91	1.1%
Romanian National Anti-Doping Agency	NADO	ANAD-Romania	40	-	-	34	-	-	-	-	-	8	-	-	82	-
Korea Anti-Doping Agency	NADO	KADA	33	-	-	37	-	-	3	-	-	5	-	-	78	-
German National Anti-Doping Agency	NADO	NADA	28	-	1	33	-	-	4	-	-	7	-	-	72	1.4%
Mexican National Anti-Doping Committee	NADO	MEX-NADO	-	-	-	66	-	-	-	-	-	-	-	-	66	-
Swedish Sports Confederation	NADO	RF	52	-	5	14	-	-	-	-	-	-	-	-	66	7.6%
Argentina National Anti-Doping Agency	NADO	ARG-CNAD	23	-	1	35	-	2	-	-	-	-	-	-	58	5.2%
China Anti-Doping Agency	NADO	CHINADA	36	-	-	12	-	-	-	-	-	-	-	-	48	-
Doping Authority Netherlands	NADO	DAN	41	-	3	5	-	-	-	-	-	-	-	-	46	6.5%
Anti-Doping Denmark	NADO	ADD	10	-	-	28	-	1	-	-	-	2	-	-	40	2.5%
Spain National Anti-Doping Agency	NADO	ESP-NADO	20	-	1	12	-	-	4	-	-	1	-	-	37	2.7%
Georgian Anti-Doping Agency	NADO	GEO-NADO	28	-	-	2	-	-	-	-	-	-	-	-	30	-
Czech Anti-Doping Committee	NADO	CADC	14	-	-	11	-	-	-	-	-	2	-	-	27	-
Anti-Doping Norway	NADO	ADNO	26	-	1	-	-	-	-	-	-	-	-	-	26	3.8%
Pan American Sports Organization	Other-CS	PASO	22	-	-	4	-	-	-	-	-	-	-	-	26	-
South East Asian Games Federation	Other	SEAGF	15	-	-	-	-	-	8	-	-	-	-	-	23	-
Colombian NADO	NADO	COL-NADO	9	-	-	12	-	-	-	-	-	-	-	-	21	-
Antidoping Switzerland	NADO	ADCH	11	-	1	4	-	-	-	-	-	4	-	-	19	5.3%
Anti-Doping Paraguay	NADO	PAR-NADO	16	-	3	-	-	-	-	-	-	-	-	-	16	18.8%
Anti-Doping Bureau of Latvia	NADO	LAT-NADO	12	-	-	-	-	-	2	-	-	-	-	-	14	-
Hong Kong Anti-Doping Committee	NADO	HKG-ADC	4	-	-	10	-	-	-	-	-	-	-	-	14	-
Finnish Center for Integrity in Sports	NADO	FINCIS	8	-	-	3	-	-	-	-	-	2	-	-	13	-
Anti-Doping Agency of Kenya	NADO	ADAK	-	-	-	12	-	-	-	-	-	-	-	-	12	-
Oceania RADO	RADO	O-RADO	9	-	-	3	-	-	-	-	-	-	-	-	12	-
Portugal Anti-Doping Agency	NADO	ADoP	11	-	-	-	-	-	-	-	-	-	-	-	11	-
Doping Control Agency of Thailand	NADO	DCAT	-	-	-	10	-	-	-	-	-	-	-	-	10	-
South American Sports Organization	Other-CS	ODESUR	10	-	-	-	-	-	-	-	-	-	-	-	10	-
Anti-Doping Agency of Malaysia	NADO	ADAMAS	-	-	-	10	-	-	-	-	-	-	-	-	10	-
Brasilian Authority on Anti-Doping Control	NADO	ABCD	-	-	-	8	-	-	-	-	-	-	-	-	8	-
Monaco Anti-Doping Committee	NADO	CMA Monaco	-	-	-	5	-	-	-	-	-	2	-	-	7	-
Africa Zone I RADO	RADO	AFR-RADO-I	-	-	-	7	-	-	-	-	-	-	-	-	7	-
Agency for Anti-Doping Control of Bosnia and Herzegovina	NADO	BIH-NADO	2	-	-	2	-	-	2	-	-	-	-	-	6	-
Jamaica Anti-Doping Commission	NADO	JADCO	-	-	-	5	-	-	-	-	-	-	-	-	5	-
Lembaga Anti-Doping Indonesia	NADO	LADI	-	-	-	4	-	-	-	-	-	-	-	-	4	-
Uruguay Anti-Doping	NADO	URU-NADO	4	-	-	-	-	-	-	-	-	-	-	-	4	-
CHN-Provincial Sports Bureau in China	Other	CHN-PSB	-	-	-	4	-	-	-	-	-	-	-	-	4	-
Sri Lanka Anti Doping Agency	NADO	SRI-NADO	4	-	-	-	-	-	-	-	-	-	-	-	4	-
National Anti-Doping Agency of Tunisia	NADO	ANAD	4	-	-	-	-	-	-	-	-	-	-	-	4	-
Peru National Anti-Doping Commission	NADO	CONAD PERU	-	-	-	4	-	-	-	-	-	-	-	-	4	-
Anti-Doping Singapore	NADO	ADS	-	-	-	4	-	-	-	-	-	-	-	-	4	-
National Anti-Doping Agency Austria GmbH	NADO	NADA Austria	4	-	-	-	-	-	-	-	-	-	-	-	4	-
Africa Zone V RADO	RADO	AFR-RADO-V	-	-	-	3	-	-	-	-	-	-	-	-	3	-
Anti-Doping Agency of Serbia	NADO	ADAS	2	-	-	-	-	-	-	-	-	-	-	-	2	-
Comité International des Jeux des îles de l'Océan Indien	Other	CIJ	2	-	-	-	-	-	-	-	-	-	-	-	2	-
Anti-Doping Commission, Chinese Taipei Olympic Committee	NADO	CTADA	2	-	-	-	-	-	-	-	-	-	-	-	2	-
South American RADO	RADO	RADO-SAM	-	-	-	1	-	-	-	-	-	-	-	-	1	-
Caribbean RADO	RADO	CAR-RADO	-	-	-	1	-	-	-	-	-	-	-	-	1	-
Andorra National Anti-Doping Commission	NADO	AGAD	-	-	-	1	-	-	-	-	-	-	-	-	1	-
Hungarian Anti-Doping Agency	NADO	HUNADO	-	-	-	1	-	-	-	-	-	-	-	-	1	-
			2825	-	56	4605	3	25	43	-	-	747	-	-	8220	

2019 Anti-Doping Testing Figures
Samples Analyzed and Reported by Accredited Laboratories in ADAMS

Table 41: ASOIF Sport - Sailing

Testing Authority (TA)	TA Category	ADAMS Code	Urine						Blood						Total Samples	% AAF
			IC			OOC			IC			OOC				
			Samples	ATF	AAF	Samples	ATF	AAF	Samples	ATF	AAF	Samples	ATF	AAF		
World Sailing	ASOIF	WS	71	-	-	69	-	1	-	-	-	-	-	-	140	0.7%
Korea Anti-Doping Agency	NADO	KADA	24	-	-	20	-	-	4	-	-	5	-	-	53	-
German National Anti-Doping Agency	NADO	NADA	7	-	-	40	-	1	-	-	-	3	-	-	50	2.0%
China Anti-Doping Agency	NADO	CHINADA	29	-	-	14	-	-	-	-	-	1	-	-	44	-
Japan Anti-Doping Agency	NADO	JADA	24	-	-	10	-	-	-	-	-	-	-	-	34	-
Italian National Anti-Doping Agency	NADO	NADO ITALIA	22	-	-	4	-	-	-	-	-	2	-	-	28	-
Pan American Sports Organization	Other-CS	PASO	20	-	-	5	-	-	2	-	-	-	-	-	27	-
UK Anti-Doping	NADO	UKAD	8	-	-	14	-	-	-	-	-	2	-	-	24	-
US Anti-Doping Agency	NADO	USADA	-	-	-	21	-	-	-	-	-	-	-	-	21	-
Russian National Anti-Doping Organization	NADO	RUSADA	11	-	-	10	-	-	-	-	-	-	-	-	21	-
Sport Ireland	NADO	SI	-	-	-	17	-	-	-	-	-	2	-	-	19	-
Doping Authority Netherlands	NADO	DAN	7	-	-	12	-	-	-	-	-	-	-	-	19	-
French Anti-Doping Agency	NADO	AFLD-NADO	18	-	-	-	-	-	-	-	-	-	-	-	18	-
Doping Control Agency of Thailand	NADO	DCAT	-	-	-	17	-	-	-	-	-	-	-	-	17	-
CHN-National Federations in China	Other	CHN-NF	13	-	-	4	-	-	-	-	-	-	-	-	17	-
Canadian Centre for Ethics in Sport	NADO	CCES	-	-	-	14	-	-	-	-	-	-	-	-	14	-
Drug Free Sport New Zealand	NADO	DFSNZ	8	-	-	5	-	-	-	-	-	-	-	-	13	-
Australian Sports Anti-Doping Authority	NADO	ASADA	-	-	-	12	-	-	-	-	-	-	-	-	12	-
Mexican National Anti-Doping Committee	NADO	MEX-NADO	-	-	-	11	-	-	-	-	-	-	-	-	11	-
Association of National Olympic Committees	Other-CS	ANOC	10	-	-	-	-	-	1	-	-	-	-	-	11	-
Anti-Doping Singapore	NADO	ADS	-	-	-	9	-	-	-	-	-	1	-	-	10	-
Anti-Doping Denmark	NADO	ADD	-	-	-	8	-	-	-	-	-	2	-	-	10	-
Hungarian Anti-Doping Agency	NADO	HUNADO	-	-	-	10	-	-	-	-	-	-	-	-	10	-
National Anti-Doping Agency Austria GmbH	NADO	NADA Austria	-	-	-	9	-	-	-	-	-	-	-	-	9	-
Antidoping Switzerland	NADO	ADCH	8	-	-	-	-	-	-	-	-	-	-	-	8	-
Swedish Sports Confederation	NADO	RF	-	-	-	8	-	-	-	-	-	-	-	-	8	-
Portugal Anti-Doping Agency	NADO	ADoP	-	-	-	8	-	-	-	-	-	-	-	-	8	-
Cuban National Anti-Doping Agency	NADO	CUB-NADO	-	-	-	7	-	-	-	-	-	-	-	-	7	-
Spain National Anti-Doping Agency	NADO	ESP-NADO	6	-	-	-	-	-	1	-	-	-	-	-	7	-
Anti-Doping Norway	NADO	ADNO	-	-	-	6	-	-	-	-	-	1	-	-	7	-
Bermuda Sport Anti-Doping Authority	NADO	BSADA	-	-	-	5	-	-	-	-	-	1	-	-	6	-
Finnish Center for Integrity in Sports	NADO	FINCIS	5	-	1	1	-	-	-	-	-	-	-	-	6	16.7%
Hong Kong Anti-Doping Committee	NADO	HKG-ADC	-	-	-	5	-	-	-	-	-	-	-	-	5	-
Colombian NADO	NADO	COL-NADO	4	-	-	-	-	-	-	-	-	-	-	-	4	-
Czech Anti-Doping Committee	NADO	CADC	4	-	-	-	-	-	-	-	-	-	-	-	4	-
Comité International des Jeux des îles de l'Océan Indien	Other	CIJ	4	-	-	-	-	-	-	-	-	-	-	-	4	-
Turkish Anti Doping Commission	NADO	TADC	4	-	-	-	-	-	-	-	-	-	-	-	4	-
Croatian Institute of Public Health	NADO	CIPH	-	-	-	3	-	-	-	-	-	1	-	-	4	-
Lembaga Anti-Doping Indonesia	NADO	LADI	-	-	-	4	-	-	-	-	-	-	-	-	4	-
Monaco Anti-Doping Committee	NADO	CMA Monaco	-	-	-	3	-	-	-	-	-	1	-	-	4	-
South American Sports Organization	Other-CS	ODESUR	4	-	-	-	-	-	-	-	-	-	-	-	4	-
Anti-Doping Agency of Malaysia	NADO	ADAMAS	-	-	-	3	-	-	-	-	-	-	-	-	3	-
Slovenian Antidoping Organization	NADO	SLOADO	-	-	-	2	-	-	-	-	-	-	-	-	2	-
Qatar Antidoping Commission	NADO	QADC	-	-	-	2	-	-	-	-	-	-	-	-	2	-
Federacion Dominicana de Medicina del Deporte	NADO	FEDOMEDE	-	-	-	2	-	-	-	-	-	-	-	-	2	-
Oceania RADO	RADO	O-RADO	2	-	-	-	-	-	-	-	-	-	-	-	2	-
Argentina National Anti-Doping Agency	NADO	ARG-CNAD	-	-	-	2	-	-	-	-	-	-	-	-	2	-
Anti-Doping Commission, Chinese Taipei Olympic Committee	NADO	CTADA	2	-	-	-	-	-	-	-	-	-	-	-	2	-
CHN-Provincial Sports Bureau in China	Other	CHN-PSB	-	-	-	2	-	-	-	-	-	-	-	-	2	-
Anti-Doping Agency of Serbia	NADO	ADAS	2	-	-	-	-	-	-	-	-	-	-	-	2	-
Romanian National Anti-Doping Agency	NADO	ANAD-Romania	-	-	-	1	-	-	-	-	-	-	-	-	1	-
Israeli NADO	NADO	ISR-NADO	-	-	-	1	-	-	-	-	-	-	-	-	1	-
Peru National Anti-Doping Commission	NADO	CONAD PERU	-	-	-	1	-	-	-	-	-	-	-	-	1	-
Ecuador NADO	NADO	ECU-NADO	-	-	-	1	-	-	-	-	-	-	-	-	1	-
Uruguay Anti-Doping	NADO	URU-NADO	-	-	-	1	-	-	-	-	-	-	-	-	1	-
			317	-	1	403	-	2	8	-	-	22	-	-	750	

2019 Anti-Doping Testing Figures
Samples Analyzed and Reported by Accredited Laboratories in ADAMS

Table 42: ASOIF Sport - Shooting

Testing Authority (TA)	TA Category	ADAMS Code	Urine						Blood						Total Samples	% AAF
			IC			OOC			IC			OOC				
			Samples	ATF	AAF	Samples	ATF	AAF	Samples	ATF	AAF	Samples	ATF	AAF		
International Shooting Sport Federation	ASOIF	ISSF	421	-	1	11	-	-	-	-	-	-	-	-	432	0.2%
German National Anti-Doping Agency	NADO	NADA	87	-	-	52	-	-	-	-	-	-	-	-	139	-
National Anti-Doping Agency -India	NADO	IND-NADO	55	-	2	58	-	1	-	-	-	-	-	-	113	2.7%
Korea Anti-Doping Agency	NADO	KADA	58	-	1	42	-	-	-	-	-	-	-	-	100	1.0%
Hungarian Anti-Doping Agency	NADO	HUNADO	61	-	-	15	-	1	-	-	-	1	-	-	77	1.3%
CHN-National Federations in China	Other	CHN-NF	44	-	-	32	-	-	-	-	-	-	-	-	76	-
China Anti-Doping Agency	NADO	CHINADA	52	-	-	23	-	-	-	-	-	-	-	-	75	-
Mexican National Anti-Doping Committee	NADO	MEX-NADO	35	-	-	40	-	-	-	-	-	-	-	-	75	-
Japan Anti-Doping Agency	NADO	JADA	55	-	-	18	-	-	-	-	-	-	-	-	73	-
European Olympic Committees	Other-CS	EOC	53	-	-	18	-	1	-	-	-	1	-	-	72	1.4%
US Anti-Doping Agency	NADO	USADA	69	-	-	-	-	-	-	-	-	-	-	-	69	-
Italian National Anti-Doping Agency	NADO	NADO ITALIA	32	-	1	27	-	-	-	-	-	-	-	-	59	1.7%
Pan American Sports Organization	Other-CS	PASO	39	-	-	-	-	-	-	-	-	-	-	-	39	-
I.R Iran National Anti-Doping Organization	NADO	IRI-NADO	39	-	3	-	-	-	-	-	-	-	-	-	39	7.7%
Kazakhstan National Anti-Doping Centre	NADO	KAZ-NADO	24	-	-	14	-	-	-	-	-	-	-	-	38	-
Portugal Anti-Doping Agency	NADO	ADoP	33	-	1	3	-	-	-	-	-	-	-	-	36	2.8%
Russian National Anti-Doping Organization	NADO	RUSADA	30	-	-	-	-	-	-	-	-	-	-	-	30	-
CHN-Provincial Sports Bureau in China	Other	CHN-PSB	2	-	-	26	-	-	-	-	-	-	-	-	28	-
Canadian Centre for Ethics in Sport	NADO	CCES	18	-	1	6	-	-	-	-	-	-	-	-	24	4.2%
Belarus National Anti-Doping Agency	NADO	BNADA	11	-	-	10	-	-	-	-	-	-	-	-	21	-
Cuban National Anti-Doping Agency	NADO	CUB-NADO	-	-	-	20	-	1	-	-	-	-	-	-	20	5.0%
Romanian National Anti-Doping Agency	NADO	ANAD-Romania	9	-	-	9	-	-	-	-	-	-	-	-	18	-
Guatemala NADO	NADO	GUA-OAD	-	-	-	18	-	-	-	-	-	-	-	-	18	-
Bulgarian Anti-doping Center	NADO	BUL-NADO	6	-	1	10	-	-	-	-	-	-	-	-	16	6.3%
Central American RADO	RADO	RADO-CAM	-	-	-	15	-	-	-	-	-	-	-	-	15	-
National Anti-doping Center of Ukraine	NADO	NADC Ukraine	-	-	-	14	-	-	-	-	-	-	-	-	14	-
Spain National Anti-Doping Agency	NADO	ESP-NADO	14	-	-	-	-	-	-	-	-	-	-	-	14	-
South African Institute for Drug-Free Sport	NADO	SAIDS	14	-	-	-	-	-	-	-	-	-	-	-	14	-
French Anti-Doping Agency	NADO	AFLD-NADO	-	-	-	13	-	-	-	-	-	-	-	-	13	-
Doping Authority Netherlands	NADO	DAN	11	-	-	2	-	-	-	-	-	-	-	-	13	-
Anti-Doping Denmark	NADO	ADD	13	-	1	-	-	-	-	-	-	-	-	-	13	7.7%
Anti-Doping Norway	NADO	ADNO	11	-	-	-	-	-	-	-	-	-	-	-	11	-
Mongolian National Anti-Doping Organization	NADO	MGL-NADO	-	-	-	11	-	-	-	-	-	-	-	-	11	-
Doping Control Agency of Thailand	NADO	DCAT	-	-	-	9	-	-	-	-	-	-	-	-	9	-
Polish Anti-Doping Agency	NADO	POLADA	8	-	-	-	-	-	-	-	-	-	-	-	8	-
Swedish Sports Confederation	NADO	RF	8	-	-	-	-	-	-	-	-	-	-	-	8	-
Czech Anti-Doping Committee	NADO	CADC	8	-	-	-	-	-	-	-	-	-	-	-	8	-
Finnish Center for Integrity in Sports	NADO	FINCIS	8	-	-	-	-	-	-	-	-	-	-	-	8	-
Estonian Anti-Doping Agency	NADO	EADA	8	-	-	-	-	-	-	-	-	-	-	-	8	-
Anti-Doping Agency of Serbia	NADO	ADAS	8	-	-	-	-	-	-	-	-	-	-	-	8	-
Colombian NADO	NADO	COL-NADO	3	-	-	4	-	-	-	-	-	-	-	-	7	-
Comité d'Organisation des Jeux Africains	Other	COJA	7	-	-	-	-	-	-	-	-	-	-	-	7	-
Azerbaijan National Anti-Doping Agency	NADO	AMADA	4	-	1	3	-	-	-	-	-	-	-	-	7	14.3%
Croatian Institute of Public Health	NADO	CIPH	-	-	-	6	-	-	-	-	-	-	-	-	6	-
European Shooting Confederation	Other	ESC	6	-	-	-	-	-	-	-	-	-	-	-	6	-
South Asia RADO	RADO	S-ASIA-RADO	2	-	-	4	-	-	-	-	-	-	-	-	6	-
National Anti-Doping Agency Austria GmbH	NADO	NADA Austria	-	-	-	6	-	-	-	-	-	-	-	-	6	-
Oceania RADO	RADO	O-RADO	5	-	-	-	-	-	-	-	-	-	-	-	5	-
Slovak Anti-Doping Agency	NADO	SADA	-	-	-	5	-	-	-	-	-	-	-	-	5	-
Drug Free Sport New Zealand	NADO	DFSNZ	4	-	-	1	-	-	-	-	-	-	-	-	5	-
Africa Zone I RADO	RADO	AFR-RADO-I	4	-	-	-	-	-	-	-	-	-	-	-	4	-
Qatar Antidoping Commission	NADO	QADC	-	-	-	4	-	-	-	-	-	-	-	-	4	-
Peru National Anti-Doping Commission	NADO	CONAD PERU	-	-	-	4	-	-	-	-	-	-	-	-	4	-
Turkish Anti Doping Commission	NADO	TADC	4	-	-	-	-	-	-	-	-	-	-	-	4	-
Jordan Anti-doping Organization	NADO	JADO	-	-	-	4	-	-	-	-	-	-	-	-	4	-
Anti-Doping Bureau of Latvia	NADO	LAT-NADO	-	-	-	4	-	-	-	-	-	-	-	-	4	-
UK Anti-Doping	NADO	UKAD	3	-	-	-	-	-	-	-	-	-	-	-	3	-
Anti-Doping Commission, Chinese Taipei Olympic Committee	NADO	CTADA	3	-	-	-	-	-	-	-	-	-	-	-	3	-
Lembaga Anti-Doping Indonesia	NADO	LADI	-	-	-	3	-	-	-	-	-	-	-	-	3	-
International Crossbow Shooting Union	Other	ICSU	2	-	-	-	-	-	-	-	-	-	-	-	2	-
Chilean National Anti-Doping Commission	NADO	CHI-NADO	-	-	-	2	-	-	-	-	-	-	-	-	2	-
Ecuador NADO	NADO	ECU-NADO	-	-	-	2	-	-	-	-	-	-	-	-	2	-
Australian Sports Anti-Doping Authority	NADO	ASADA	-	-	-	2	-	-	-	-	-	-	-	-	2	-
Democratic People's Republic of Korea Anti-Doping Committee	NADO	DPRKADC	1	-	-	1	-	-	-	-	-	-	-	-	2	-
Nigerian National Anti-Doping Committee	NADO	NGR-NADO	-	-	-	2	-	-	-	-	-	-	-	-	2	-
Antidoping Switzerland	NADO	ADCH	-	-	-	2	-	-	-	-	-	-	-	-	2	-
San Marino Standing Committee on Anti-Doping	NADO	SMR-NADO	-	-	-	1	-	-	-	-	-	-	-	-	1	-
Vietnam Anti-Doping & Sports Medicine Agency	NADO	VADA	-	-	-	1	-	-	-	-	-	-	-	-	1	-
South East Asia RADO	RADO	SE-ASIA-RADO	-	-	-	1	-	-	-	-	-	-	-	-	1	-
			1392	-	13	578	-	4	-	-	-	2	-	-	1972	

2019 Anti-Doping Testing Figures
Samples Analyzed and Reported by Accredited Laboratories in ADAMS

Table 43: ASOIF Sport - Table Tennis

Testing Authority (TA)	TA Category	ADAMS Code	Urine						Blood						Total Samples	% AAF
			IC			OOC			IC			OOC				
			Samples	ATF	AAF	Samples	ATF	AAF	Samples	ATF	AAF	Samples	ATF	AAF		
International Table Tennis Federation	ASOIF	ITTF	78	-	-	62	-	-	8	-	-	4	-	-	152	-
German National Anti-Doping Agency	NADO	NADA	31	-	-	46	-	-	4	-	-	2	-	-	83	-
Romanian National Anti-Doping Agency	NADO	ANAD-Romania	25	-	-	38	-	-	-	-	-	2	-	-	65	-
Japan Anti-Doping Agency	NADO	JADA	20	-	-	44	-	-	-	-	-	-	-	-	64	-
China Anti-Doping Agency	NADO	CHINADA	20	-	-	27	-	-	-	-	-	-	-	-	47	-
Korea Anti-Doping Agency	NADO	KADA	18	-	-	23	-	-	1	-	-	1	-	-	43	-
Italian National Anti-Doping Agency	NADO	NADO ITALIA	23	-	-	10	-	-	-	-	-	2	-	-	35	-
European Olympic Committees	Other-CS	EOC	22	-	-	7	-	-	2	-	-	3	-	-	34	-
Polish Anti-Doping Agency	NADO	POLADA	33	-	-	-	-	-	-	-	-	-	-	-	33	-
Hungarian Anti-Doping Agency	NADO	HUNADO	4	-	-	24	-	-	-	-	-	-	-	-	28	-
Hong Kong Anti-Doping Committee	NADO	HKG-ADC	-	-	-	26	-	-	-	-	-	1	-	-	27	-
National Anti Doping Agency -India	NADO	IND-NADO	14	-	-	10	-	-	1	-	-	-	-	-	25	-
US Anti-Doping Agency	NADO	USADA	12	-	-	9	-	-	-	-	-	-	-	-	21	-
Czech Anti-Doping Committee	NADO	CADC	20	-	-	-	-	-	-	-	-	-	-	-	20	-
Pan American Sports Organization	Other-CS	PASO	15	-	-	3	-	-	1	-	-	-	-	-	19	-
CHN-Provincial Sports Bureau in China	Other	CHN-PSB	-	-	-	18	-	-	-	-	-	-	-	-	18	-
Saudi Arabian Antidoping Committee	NADO	KSA-NADO	16	-	-	-	-	-	-	-	-	-	-	-	16	-
Azerbaijan National Anti-Doping Agency	NADO	AMADA	-	-	-	14	-	-	-	-	-	1	-	-	15	-
French Anti-Doping Agency	NADO	AFLD-NADO	10	-	-	4	-	-	-	-	-	-	-	-	14	-
French Community of Belgium NADO	NADO	BEL-CFWB	12	-	-	-	-	-	1	-	-	-	-	-	13	-
Spain National Anti-Doping Agency	NADO	ESP-NADO	12	-	-	-	-	-	1	-	-	-	-	-	13	-
Doping Control Agency of Thailand	NADO	DCAT	-	-	-	13	-	-	-	-	-	-	-	-	13	-
Swedish Sports Confederation	NADO	RF	-	-	-	13	-	-	-	-	-	-	-	-	13	-
Kazakhstan National Anti-Doping Centre	NADO	KAZ-NADO	-	-	-	12	-	-	-	-	-	-	-	-	12	-
Colombian NADO	NADO	COL-NADO	4	-	-	7	-	-	-	-	-	-	-	-	11	-
Oceania RADO	RADO	O-RADO	4	-	-	6	-	-	-	-	-	-	-	-	10	-
Belarus National Anti-Doping Agency	NADO	BNADA	4	-	-	5	-	-	-	-	-	1	-	-	10	-
Mexican National Anti-Doping Committee	NADO	MEX-NADO	-	-	-	10	-	-	-	-	-	-	-	-	10	-
Egyptian National Anti-doping Organization	NADO	EGY-NADO	-	-	-	10	-	-	-	-	-	-	-	-	10	-
CHN-Military Sport Department in China	Other	CHN-MSD	-	-	-	9	-	-	-	-	-	-	-	-	9	-
Bulgarian Anti-doping Center	NADO	BUL-NADO	8	-	-	1	-	-	-	-	-	-	-	-	9	-
Peru National Anti-Doping Commission	NADO	CONAD PERU	-	-	-	9	-	-	-	-	-	-	-	-	9	-
Australian Sports Anti-Doping Authority	NADO	ASADA	4	-	-	5	-	-	-	-	-	-	-	-	9	-
Anti-Doping Denmark	NADO	ADD	7	-	-	2	-	-	-	-	-	-	-	-	9	-
Anti-Doping Agency of Kenya	NADO	ADAK	-	-	-	9	-	-	-	-	-	-	-	-	9	-
I.R Iran National Anti-Doping Organization	NADO	IRI-NADO	-	-	-	9	-	-	-	-	-	-	-	-	9	-
South East Asian Games Federation	Other	SEAGF	6	-	-	-	-	-	2	-	-	-	-	-	8	-
Qatar Antidoping Commission	NADO	QADC	-	-	-	8	-	-	-	-	-	-	-	-	8	-
United Arab Emirates National Anti-doping Committee	NADO	UAE-NADO	8	-	-	-	-	-	-	-	-	-	-	-	8	-
Doping Authority Netherlands	NADO	DAN	8	-	-	-	-	-	-	-	-	-	-	-	8	-
Luxembourg NADO	NADO	ALAD	-	-	-	6	-	-	-	-	-	1	-	-	7	-
Russian National Anti-Doping Organization	NADO	RUSADA	7	-	-	-	-	-	-	-	-	-	-	-	7	-
Canadian Centre for Ethics in Sport	NADO	CCES	-	-	-	7	-	-	-	-	-	-	-	-	7	-
South African Institute for Drug-Free Sport	NADO	SAIDS	6	-	-	-	-	-	-	-	-	-	-	-	6	-
Anti-Doping Agency of Serbia	NADO	ADAS	6	-	-	-	-	-	-	-	-	-	-	-	6	-
Anti-Doping Singapore	NADO	ADS	-	-	-	5	-	-	-	-	-	1	-	-	6	-
Comité d'Organisation des Jeux Africains	Other	COJA	5	-	-	-	-	-	-	-	-	-	-	-	5	-
Africa Zone I RADO	RADO	AFR-RADO-I	5	-	-	-	-	-	-	-	-	-	-	-	5	-
Antidoping Switzerland	NADO	ADCH	5	-	-	-	-	-	-	-	-	-	-	-	5	-
Finnish Center for Integrity in Sports	NADO	FINCIS	4	-	-	-	-	-	1	-	-	-	-	-	5	-
UK Anti-Doping	NADO	UKAD	5	-	-	-	-	-	-	-	-	-	-	-	5	-
Nigerian National Anti-Doping Committee	NADO	NGR-NADO	-	-	-	5	-	-	-	-	-	-	-	-	5	-
Anti-Doping Commission, Chinese Taipei Olympic Committee	NADO	CTADA	3	-	-	1	-	-	-	-	-	-	-	-	4	-
National Anti-Doping Agency Austria GmbH	NADO	NADA Austria	-	-	-	4	-	-	-	-	-	-	-	-	4	-
Turkish Anti Doping Commission	NADO	TADC	4	-	-	-	-	-	-	-	-	-	-	-	4	-
Drug Free Sport New Zealand	NADO	DFSNZ	4	-	-	-	-	-	-	-	-	-	-	-	4	-
Chilean National Anti-Doping Commission	NADO	CHI-NADO	1	-	-	3	-	-	-	-	-	-	-	-	4	-
Cuban National Anti-Doping Agency	NADO	CUB-NADO	-	-	-	3	-	-	-	-	-	-	-	-	3	-
Comité International des Jeux des Iles de l'Océan Indien	Other	CIJ	3	-	-	-	-	-	-	-	-	-	-	-	3	-
Jordan Anti-doping Organization	NADO	JADO	-	-	-	3	-	-	-	-	-	-	-	-	3	-
National Anti-doping Center of Ukraine	NADO	NADC Ukraine	-	-	-	3	-	-	-	-	-	-	-	-	3	-
Anti-Doping Paraguay	NADO	PAR-NADO	-	-	-	3	-	-	-	-	-	-	-	-	3	-
South American RADO	RADO	RADO-SAM	-	-	-	2	-	-	-	-	-	-	-	-	2	-
Monaco Anti-Doping Committee	NADO	CMA Monaco	-	-	-	2	-	-	-	-	-	-	-	-	2	-
Caribbean RADO	RADO	CAR-RADO	-	-	-	2	-	-	-	-	-	-	-	-	2	-
San Marino Standing Committee on Anti-Doping	NADO	SMR-NADO	-	-	-	1	-	-	-	-	-	-	-	-	1	-
Argentina National Anti-Doping Agency	NADO	ARG-CNAD	-	-	-	1	-	-	-	-	-	-	-	-	1	-
South Asia RADO	RADO	S-ASIA-RADO	-	-	-	1	-	-	-	-	-	-	-	-	1	-
Jamaica Anti-Doping Commission	NADO	JADCO	-	-	-	1	-	-	-	-	-	-	-	-	1	-
Africa Zone II & III RADO	RADO	AFR-RADO-II-III	-	-	-	1	-	-	-	-	-	-	-	-	1	-
			496	-	-	547	-	-	22	-	-	19	-	-	1084	-

2019 Anti-Doping Testing Figures
Samples Analyzed and Reported by Accredited Laboratories in ADAMS

Table 44: ASOIF Sport - Taekwondo

Testing Authority (TA)	TA Category	ADAMS Code	Urine						Blood						Total Samples	% AAF
			IC			OOC			IC			OOC				
			536	ATF	AAF	115	ATF	AAF	48	ATF	AAF	9	ATF	AAF		
World Taekwondo	ASOIF	WT	536	-	2	115	-	-	48	-	-	9	-	-	708	0.3%
Azerbaijan National Anti-Doping Agency	NADO	AMADA	52	-	3	68	-	-	-	-	-	7	-	-	127	2.4%
China Anti-Doping Agency	NADO	CHINADA	70	-	-	35	-	-	-	-	-	3	-	-	108	-
CHN-Provincial Sports Bureau in China	Other	CHN-PSB	9	-	1	73	-	-	-	-	-	-	-	-	82	1.2%
Canadian Centre for Ethics in Sport	NADO	CCES	17	-	-	42	-	-	-	-	-	8	-	-	67	-
Korea Anti-Doping Agency	NADO	KADA	30	-	1	30	2	-	3	-	-	3	-	-	66	1.5%
UK Anti-Doping	NADO	UKAD	-	-	-	49	-	-	-	-	-	9	-	-	58	-
I.R Iran National Anti-Doping Organization	NADO	IRI-NADO	16	-	-	41	-	-	-	-	-	-	-	-	57	-
Mexican National Anti-Doping Committee	NADO	MEX-NADO	-	-	-	53	3	2	-	-	-	-	-	-	53	3.8%
Kazakhstan National Anti-Doping Centre	NADO	KAZ-NADO	16	1	-	32	-	-	-	-	-	-	-	-	48	-
German National Anti-Doping Agency	NADO	NADA	19	-	-	18	-	-	4	-	-	3	-	-	44	-
Spain National Anti-Doping Agency	NADO	ESP-NADO	11	-	-	22	-	-	2	-	-	1	-	-	36	-
Pan American Sports Organization	Other-CS	PASO	21	-	-	12	-	-	-	-	-	-	-	-	33	-
Anti-Doping Commission, Chinese Taipei Olympic Committee	NADO	CTADA	18	-	1	12	-	-	1	-	-	2	-	-	33	3.0%
Polish Anti-Doping Agency	NADO	POLADA	8	-	-	20	-	-	-	-	-	4	-	-	32	-
Turkish Anti Doping Commission	NADO	TADC	21	-	-	11	-	-	-	-	-	-	-	-	32	-
Doping Control Agency of Thailand	NADO	DCAT	14	-	-	15	1	-	-	-	-	2	-	-	31	-
Russian National Anti-Doping Organization	NADO	RUSADA	10	-	-	20	-	-	-	-	-	-	-	-	30	-
Braslian Authority on Anti-Doping Control	NADO	ABCD	-	-	-	25	-	-	-	-	-	5	-	-	30	-
Africa Zone I RADO	RADO	AFR-RADO-I	17	-	-	13	-	-	-	-	-	-	-	-	30	-
Chilean National Anti-Doping Commission	NADO	CHI-NADO	12	-	1	17	-	-	-	-	-	-	-	-	29	3.4%
Japan Anti-Doping Agency	NADO	JADA	8	-	-	17	-	-	-	-	-	3	-	-	28	-
Egyptian National Anti-doping Organization	NADO	EGY-NADO	-	-	-	28	-	-	-	-	-	-	-	-	28	-
Oceania RADO	RADO	O-RADO	17	-	-	7	-	-	-	-	-	-	-	-	24	-
Anti-Doping Norway	NADO	ADNO	-	-	-	22	-	-	-	-	-	2	-	-	24	-
Peru National Anti-Doping Commission	NADO	CONAD PERU	9	-	-	14	-	-	-	-	-	-	-	-	23	-
CHN-National Federations in China	Other	CHN-NF	-	-	-	22	-	-	-	-	-	-	-	-	22	-
French Anti-Doping Agency	NADO	AFLD-NADO	10	1	-	11	-	-	-	-	-	-	-	-	21	-
Anti-Doping Denmark	NADO	ADD	14	-	1	4	-	-	2	-	-	-	-	-	20	5.0%
US Anti-Doping Agency	NADO	USADA	-	-	-	20	-	2	-	-	-	-	-	-	20	10.0%
Italian National Anti-Doping Agency	NADO	NADO ITALIA	12	-	-	4	-	-	-	-	-	2	-	-	18	-
Croatian Institute of Public Health	NADO	CIPH	6	-	-	10	-	-	-	-	-	2	-	-	18	-
Anti-Doping Agency of Serbia	NADO	ADAS	6	-	-	9	-	-	-	-	-	2	-	-	17	-
Finnish Center for Integrity in Sports	NADO	FINCIS	5	-	-	10	-	-	-	-	-	1	-	-	16	-
Central American RADO	RADO	RADO-CAM	-	-	-	14	-	-	-	-	-	-	-	-	14	-
Australian Sports Anti-Doping Authority	NADO	ASADA	4	-	-	6	-	-	-	-	-	3	-	-	13	-
National Anti-Doping Agency of Tunisia	NADO	ANAD	-	-	-	12	-	-	-	-	-	-	-	-	12	-
Nigerian National Anti-Doping Committee	NADO	NGR-NADO	4	1	-	8	-	-	-	-	-	-	-	-	12	-
South East Asia RADO	RADO	SE-ASIA-RADO	-	-	-	11	-	-	-	-	-	-	-	-	11	-
National Anti Doping Agency -India	NADO	IND-NADO	4	-	-	7	-	-	-	-	-	-	-	-	11	-
Romanian National Anti-Doping Agency	NADO	ANAD-Romania	-	-	-	9	-	-	-	-	-	2	-	-	11	-
Doping Authority Netherlands	NADO	DAN	10	-	-	1	-	-	-	-	-	-	-	-	11	-
South Asia RADO	RADO	S-ASIA-RADO	6	-	-	4	-	-	-	-	-	-	-	-	10	-
Antidoping Switzerland	NADO	ADCH	4	-	-	6	-	-	-	-	-	-	-	-	10	-
Colombian NADO	NADO	COL-NADO	4	-	-	5	-	-	-	-	-	-	-	-	9	-
National Anti-Doping agency of Uzbekistan	NADO	UZNADA	-	-	-	9	-	-	-	-	-	-	-	-	9	-
Ecuador NADO	NADO	ECU-NADO	-	-	-	9	-	-	-	-	-	-	-	-	9	-
South East Asian Games Federation	Other	SEAGF	9	1	-	-	-	-	-	-	-	-	-	-	9	-
Ethiopian Anti doping Organization	NADO	ETH-NADO	-	-	-	9	-	-	-	-	-	-	-	-	9	-
National Anti-Doping Agency Austria GmbH	NADO	NADA Austria	1	-	-	6	-	-	-	-	-	1	-	-	8	-
Bulgarian Anti-doping Center	NADO	BUL-NADO	-	-	-	7	-	-	-	-	-	1	-	-	8	-
Cuban National Anti-Doping Agency	NADO	CUB-NADO	-	-	-	6	-	-	-	-	-	-	-	-	6	-
Belarus National Anti-Doping Agency	NADO	BNADA	2	-	-	3	-	-	-	-	-	1	-	-	6	-
Jordan Anti-doping Organization	NADO	JADO	-	-	-	5	-	-	-	-	-	-	-	-	5	-
CHN-Military Sport Department in China	Other	CHN-MSD	-	-	-	5	-	-	-	-	-	-	-	-	5	-
Cyprus Anti-Doping Authority	NADO	CYADA	4	-	-	-	-	-	-	-	-	-	-	-	4	-
Mongolian National Anti-Doping Organization	NADO	MGL-NADO	-	-	-	4	-	-	-	-	-	-	-	-	4	-
Sport Ireland	NADO	SI	-	-	-	3	-	-	-	-	-	1	-	-	4	-
Swedish Sports Confederation	NADO	RF	4	-	-	-	-	-	-	-	-	-	-	-	4	-
Lembaga Anti-Doping Indonesia	NADO	LADI	-	-	-	4	-	-	-	-	-	-	-	-	4	-
Anti-Doping Bureau of Latvia	NADO	LAT-NADO	-	-	-	2	-	-	-	-	-	1	-	-	3	-
Qatar Antidoping Commission	NADO	QADC	-	-	-	3	-	-	-	-	-	-	-	-	3	-
Africa Zone II & III RADO	RADO	AFR-RADO-II-III	-	-	-	3	-	-	-	-	-	-	-	-	3	-
Anti-Doping Agency of Malaysia	NADO	ADAMAS	-	-	-	3	-	-	-	-	-	-	-	-	3	-
Africa Zone VI RADO	RADO	AFR-RADO-VI	-	-	-	2	-	-	-	-	-	-	-	-	2	-
Hellenic National Council for Combatting Doping	NADO	ESKAN	2	-	-	-	-	-	-	-	-	-	-	-	2	-
Africa Zone V RADO	RADO	AFR-RADO-V	-	-	-	2	-	-	-	-	-	-	-	-	2	-
Hungarian Anti-Doping Agency	NADO	HUNADO	-	-	-	2	-	-	-	-	-	-	-	-	2	-
Vietnam Anti-Doping & Sports Medicine Agency	NADO	VADA	-	-	-	2	-	-	-	-	-	-	-	-	2	-
Gulf States and Yemen RADO	RADO	GSY-RADO	-	-	-	2	-	-	-	-	-	-	-	-	2	-
Central Asia RADO	RADO	RADOCA-RADO	-	-	-	2	-	-	-	-	-	-	-	-	2	-
Bahrain Anti-Doping Committee	NADO	BRN-NADO	-	-	-	1	-	-	-	-	-	-	-	-	1	-
Hong Kong Anti-Doping Committee	NADO	HKG-ADC	-	-	-	1	-	-	-	-	-	-	-	-	1	-
West Asia RADO	RADO	W-ASIA-RADO	-	-	-	1	-	-	-	-	-	-	-	-	1	-
			1042	4	10	1080	6	4	60	-	-	78	-	-	2260	

2019 Anti-Doping Testing Figures
Samples Analyzed and Reported by Accredited Laboratories in ADAMS

Table 45: ASOIF Sport - Tennis

Testing Authority (TA)	TA Category	ADAMS Code	Urine						Blood						Total Samples	% AAF
			IC			OOC			IC			OOC				
			Samples	ATF	AAF	Samples	ATF	AAF	Samples	ATF	AAF	Samples	ATF	AAF		
International Tennis Federation	ASOIF	ITF	3668	1	20	1032	-	4	57	-	-	1009	1	-	5766	0.4%
German National Anti-Doping Agency	NADO	NADA	57	-	1	43	-	-	6	-	-	6	-	-	112	0.9%
Japan Anti-Doping Agency	NADO	JADA	56	-	-	19	-	-	-	-	-	-	-	-	75	-
Spain National Anti-Doping Agency	NADO	ESP-NADO	55	-	-	5	-	-	7	-	-	-	-	-	67	-
US Anti-Doping Agency	NADO	USADA	-	-	-	53	-	3	-	-	-	2	-	-	55	5.5%
French Anti-Doping Agency	NADO	AFLD-NADO	36	-	-	18	-	-	-	-	-	1	-	-	55	-
Antidoping Switzerland	NADO	ADCH	13	-	-	35	-	-	-	-	-	4	-	-	52	-
Italian National Anti-Doping Agency	NADO	NADO ITALIA	38	-	-	5	-	-	-	-	-	3	-	-	46	-
Korea Anti-Doping Agency	NADO	KADA	26	-	-	16	-	-	-	-	-	2	-	-	44	-
National Anti Doping Agency -India	NADO	IND-NADO	29	-	-	12	-	1	1	-	-	-	-	-	42	2.4%
Polish Anti-Doping Agency	NADO	POLADA	26	-	-	11	-	-	-	-	-	-	-	-	37	-
China Anti-Doping Agency	NADO	CHINADA	22	-	-	9	-	-	-	-	-	-	-	-	31	-
Portugal Anti-Doping Agency	NADO	ADoP	23	-	-	-	-	-	-	-	-	-	-	-	23	-
NADO Flanders	NADO	NADOF	22	-	1	-	-	-	-	-	-	-	-	-	22	4.5%
Czech Anti-Doping Committee	NADO	CADC	18	-	-	4	-	-	-	-	-	-	-	-	22	-
National Anti-Doping Agency Austria GmbH	NADO	NADA Austria	-	-	-	17	-	-	-	-	-	2	-	-	19	-
Russian National Anti-Doping Organization	NADO	RUSADA	-	-	-	17	-	-	-	-	-	-	-	-	17	-
Pan American Sports Organization	Other-CS	PASO	9	-	-	5	-	-	2	-	-	-	-	-	16	-
Doping Control Agency of Thailand	NADO	DCAT	-	-	-	16	-	-	-	-	-	-	-	-	16	-
Hungarian Anti-Doping Agency	NADO	HUNADO	2	-	-	11	-	-	-	-	-	2	-	-	15	-
UK Anti-Doping	NADO	UKAD	-	-	-	11	-	-	-	-	-	2	-	-	13	-
Finnish Center for Integrity in Sports	NADO	FINCIS	6	-	-	6	-	-	-	-	-	1	-	-	13	-
Australian Sports Anti-Doping Authority	NADO	ASADA	8	-	-	5	-	-	-	-	-	-	-	-	13	-
Anti-Doping Denmark	NADO	ADD	3	-	-	7	-	-	-	-	-	2	-	-	12	-
Swedish Sports Confederation	NADO	RF	12	-	-	-	-	-	-	-	-	-	-	-	12	-
CHN-Provincial Sports Bureau in China	Other	CHN-PSB	-	-	-	12	-	-	-	-	-	-	-	-	12	-
Bahamas Anti-Doping Commission	NADO	BADC	-	-	-	12	-	-	-	-	-	-	-	-	12	-
Canadian Centre for Ethics in Sport	NADO	CCES	1	-	-	10	-	-	-	-	-	-	-	-	11	-
French Community of Belgium NADO	NADO	BEL-CFWB	10	-	-	-	-	-	1	-	-	-	-	-	11	-
Anti-Doping Agency of Serbia	NADO	ADAS	6	-	-	5	-	-	-	-	-	-	-	-	11	-
Romanian National Anti-Doping Agency	NADO	ANAD-Romania	-	-	-	10	-	-	-	-	-	1	-	-	11	-
Bulgarian Anti-doping Center	NADO	BUL-NADO	6	-	-	4	-	-	-	-	-	1	-	-	11	-
Anti-Doping Norway	NADO	ADNO	5	-	-	4	-	-	-	-	-	1	-	-	10	-
Turkish Anti Doping Commission	NADO	TADC	4	-	-	6	-	-	-	-	-	-	-	-	10	-
Mexican National Anti-Doping Committee	NADO	MEX-NADO	-	-	-	10	-	-	-	-	-	-	-	-	10	-
Azerbaijan National Anti-Doping Agency	NADO	AMADA	-	-	-	10	-	-	-	-	-	-	-	-	10	-
Comité d'Organisation des Jeux Africains	Other	COJA	9	-	-	-	-	-	-	-	-	-	-	-	9	-
Cuban National Anti-Doping Agency	NADO	CUB-NADO	3	-	-	6	-	-	-	-	-	-	-	-	9	-
Colombian NADO	NADO	COL-NADO	4	-	-	4	-	-	-	-	-	-	-	-	8	-
Argentina National Anti-Doping Agency	NADO	ARG-CNAD	7	-	-	1	-	-	-	-	-	-	-	-	8	-
National Anti-Doping agency of Uzbekistan	NADO	UZNADA	-	-	-	8	-	-	-	-	-	-	-	-	8	-
CHN-Military Sport Department in China	Other	CHN-MSD	-	-	-	8	-	-	-	-	-	-	-	-	8	-
Estonian Anti-Doping Agency	NADO	EADA	4	-	-	2	-	-	-	-	-	2	-	-	8	-
South East Asian Games Federation	Other	SEAGF	8	-	-	-	-	-	-	-	-	-	-	-	8	-
European Olympic Committees	Other-CS	EOC	7	-	-	-	-	-	-	-	-	-	-	-	7	-
Drug Free Sport New Zealand	NADO	DFSNZ	4	-	-	2	-	-	-	-	-	-	-	-	6	-
Anti-Doping Agency of Kenya	NADO	ADAK	-	-	-	6	-	-	-	-	-	-	-	-	6	-
Slovak Anti-Doping Agency	NADO	SADA	4	-	-	-	-	-	1	-	-	-	-	-	5	-
Belarus National Anti-Doping Agency	NADO	BNADA	4	-	-	-	-	-	-	-	-	1	-	-	5	-
Oceania RADO	RADO	O-RADO	4	-	-	1	-	-	-	-	-	-	-	-	5	-
Doping Authority Netherlands	NADO	DAN	5	-	-	-	-	-	-	-	-	-	-	-	5	-
Monaco Anti-Doping Committee	NADO	CMA Monaco	-	-	-	3	-	-	-	-	-	1	-	-	4	-
South Asia RADO	RADO	S-ASIA-RADO	3	-	-	1	-	-	-	-	-	-	-	-	4	-
Africa Zone I RADO	RADO	AFR-RADO-I	4	-	-	-	-	-	-	-	-	-	-	-	4	-
National Anti-Doping Commission of Macedonia	NADO	MKD-NADO	4	-	-	-	-	-	-	-	-	-	-	-	4	-
Anti-Doping Commission, Chinese Taipei Olympic Committee	NADO	CTADA	4	-	-	-	-	-	-	-	-	-	-	-	4	-
Anti-Doping Bureau of Latvia	NADO	LAT-NADO	-	-	-	3	-	-	-	-	-	1	-	-	4	-
Qatar Antidoping Commission	NADO	QADC	-	-	-	4	-	-	-	-	-	-	-	-	4	-
Nigerian National Anti-Doping Committee	NADO	NGR-NADO	-	-	-	3	-	-	-	-	-	-	-	-	3	-
Lembaga Anti-Doping Indonesia	NADO	LADI	-	-	-	3	-	-	-	-	-	-	-	-	3	-
Liechtenstein Olympic Committee	NADO	LOC	-	-	-	2	-	-	-	-	-	-	-	-	2	-
Hong Kong Anti-Doping Committee	NADO	HKG-ADC	-	-	-	2	-	-	-	-	-	-	-	-	2	-
Ecuador NADO	NADO	ECU-NADO	-	-	-	2	-	-	-	-	-	-	-	-	2	-
Central American RADO	RADO	RADO-CAM	-	-	-	2	-	-	-	-	-	-	-	-	2	-
Luxembourg NADO	NADO	ALAD	-	-	-	1	-	-	-	-	-	1	-	-	2	-
Anti-Doping Paraguay	NADO	PAR-NADO	-	-	-	2	-	-	-	-	-	-	-	-	2	-
Africa Zone II & III RADO	RADO	AFR-RADO-II-III	-	-	-	2	-	-	-	-	-	-	-	-	2	-
San Marino Standing Committee on Anti-Doping	NADO	SMR-NADO	-	-	-	1	-	-	-	-	-	-	-	-	1	-
Bahrain Anti-Doping Committee	NADO	BRN-NADO	-	-	-	1	-	-	-	-	-	-	-	-	1	-
South American RADO	RADO	RADO-SAM	-	-	-	1	-	-	-	-	-	-	-	-	1	-
Gulf States and Yemen RADO	RADO	GSY-RADO	-	-	-	1	-	-	-	-	-	-	-	-	1	-
			4239	1	22	1512	-	8	75	-	-	1045	1	-	6871	

2019 Anti-Doping Testing Figures
Samples Analyzed and Reported by Accredited Laboratories in ADAMS

Table 46: ASOIF Sport - Triathlon

Testing Authority (TA)	TA Category	ADAMS Code	Urine						Blood						Total Samples	% AAF
			IC			OOC			IC			OOC				
			Samples	ATF	AAF	Samples	ATF	AAF	Samples	ATF	AAF	Samples	ATF	AAF		
International Triathlon Union	ASOIF	ITU	967	-	8	96	-	-	59	-	-	28	-	-	1150	0.7%
German National Anti-Doping Agency	NADO	NADA	151	-	1	156	-	-	22	-	-	74	-	-	403	0.2%
Spain National Anti-Doping Agency	NADO	ESP-NADO	157	-	2	72	-	-	15	-	-	8	-	-	252	0.8%
French Anti-Doping Agency	NADO	AFLD-NADO	183	-	-	44	-	-	6	-	-	3	-	-	236	-
China Anti-Doping Agency	NADO	CHINADA	62	-	-	63	-	-	8	-	-	20	-	-	153	-
Italian National Anti-Doping Agency	NADO	NADO ITALIA	91	-	-	29	-	-	22	-	-	9	-	-	151	-
Anti-Doping Denmark	NADO	ADD	54	-	1	69	-	-	2	-	-	15	-	-	140	0.7%
US Anti-Doping Agency	NADO	USADA	51	-	4	55	-	-	-	-	-	4	-	-	110	3.6%
NADO Flanders	NADO	NADOF	34	-	-	65	-	-	-	-	-	-	-	-	99	-
Braslian Authority on Anti-Doping Control	NADO	ABCD	70	1	2	4	-	-	8	-	-	3	-	-	85	2.4%
UK Anti-Doping	NADO	UKAD	4	-	-	72	-	-	-	-	-	8	-	-	84	-
Drug Free Sport New Zealand	NADO	DFSNZ	34	-	-	40	-	-	-	-	-	-	-	-	74	-
Portugal Anti-Doping Agency	NADO	ADoP	70	-	-	2	-	-	-	-	-	-	-	-	72	-
National Anti-Doping Agency Austria GmbH	NADO	NADA Austria	13	-	2	52	-	-	-	-	-	7	-	-	72	2.8%
Russian National Anti-Doping Organization	NADO	RUSADA	12	-	-	52	-	-	-	-	-	4	-	-	68	-
Canadian Centre for Ethics in Sport	NADO	CCES	14	-	1	38	1	-	-	-	-	11	-	-	63	1.6%
Australian Sports Anti-Doping Authority	NADO	ASADA	27	-	-	27	-	-	-	-	-	6	-	-	60	-
Doping Authority Netherlands	NADO	DAN	33	-	2	18	-	-	-	-	-	8	-	-	59	3.4%
French Community of Belgium NADO	NADO	BEL-CFWB	42	1	1	10	-	-	5	-	-	1	-	-	58	1.7%
Anti-Doping Norway	NADO	ADNO	23	-	1	23	-	-	-	-	-	5	-	-	51	2.0%
Antidoping Switzerland	NADO	ADCH	6	-	-	32	-	-	-	-	-	10	-	-	48	-
Finnish Center for Integrity in Sports	NADO	FINCIS	16	-	-	26	-	-	2	-	-	4	-	-	48	-
South African Institute for Drug-Free Sport	NADO	SAIDS	31	-	-	13	-	-	-	-	-	-	-	-	44	-
Czech Anti-Doping Committee	NADO	CADC	35	-	-	6	-	-	-	-	-	2	-	-	43	-
Japan Anti-Doping Agency	NADO	JADA	12	-	-	17	-	-	6	-	-	6	-	-	41	-
Korea Anti-Doping Agency	NADO	KADA	14	-	1	20	-	-	2	-	-	3	-	-	39	2.6%
Polish Anti-Doping Agency	NADO	POLADA	23	-	-	8	-	-	-	-	-	6	-	-	37	-
Swedish Sports Confederation	NADO	RF	7	-	-	26	-	-	-	-	-	-	-	-	33	-
Azerbaijan National Anti-Doping Agency	NADO	AMADA	-	-	-	26	-	-	-	-	-	5	-	-	31	-
Africa Zone I RADO	RADO	AFR-RADO-I	21	-	-	9	-	-	-	-	-	-	-	-	30	-
Hungarian Anti-Doping Agency	NADO	HUNADO	19	-	-	9	-	-	-	-	-	2	-	-	30	-
Sport Ireland	NADO	SI	9	-	-	13	-	-	-	-	-	8	-	-	30	-
Mexican National Anti-Doping Committee	NADO	MEX-NADO	10	-	-	19	-	-	-	-	-	-	-	-	29	-
Basque Anti-Doping Agency	Other	ESP-Vasco	26	-	-	-	-	-	-	-	-	-	-	-	26	-
Luxembourg NADO	NADO	ALAD	4	-	-	12	-	-	-	-	-	10	-	-	26	-
Colombian NADO	NADO	COL-NADO	7	-	-	12	-	-	-	-	-	5	-	-	24	-
Association of National Olympic Committees	Other-CS	ANOC	15	-	-	-	-	-	8	-	-	-	-	-	23	-
Chilean National Anti-Doping Commission	NADO	CHI-NADO	14	-	1	2	-	-	-	-	-	-	-	-	16	6.3%
Pan American Sports Organization	Other-CS	PASO	8	-	-	4	-	-	2	-	-	-	-	-	14	-
Bahamas Anti-Doping Commission	NADO	BADC	3	-	-	11	-	-	-	-	-	-	-	-	14	-
South American Sports Organization	Other-CS	ODESUR	12	-	-	-	-	-	-	-	-	1	-	-	13	-
South East Asian Games Federation	Other	SEAGF	13	-	-	-	-	-	-	-	-	-	-	-	13	-
Turkish Anti Doping Commission	NADO	TADC	12	-	-	-	-	-	-	-	-	-	-	-	12	-
Costa Rica NADO	NADO	CRC-NADO	8	-	-	3	-	-	-	-	-	-	-	-	11	-
International Ultratriathlon Association	Other	IUTA	11	-	2	-	-	-	-	-	-	-	-	-	11	18.2%
Bermuda Sport Anti- Doping Authority	NADO	BSADA	4	-	-	6	-	-	-	-	-	1	-	-	11	-
Argentina National Anti-Doping Agency	NADO	ARG-CNAD	8	-	-	1	-	-	-	-	-	-	-	-	9	-
Belarus National Anti-Doping Agency	NADO	BNADA	5	-	-	3	-	-	-	-	-	1	-	-	9	-
CHN-Provincial Sports Bureau in China	Other	CHN-PSB	-	-	-	9	-	-	-	-	-	-	-	-	9	-
Doping Control Agency of Thailand	NADO	DCAT	-	-	-	8	-	-	-	-	-	-	-	-	8	-
Cuban National Anti-Doping Agency	NADO	CUB-NADO	1	-	-	6	-	-	-	-	-	-	-	-	7	-
Slovak Anti-Doping Agency	NADO	SADA	-	-	-	5	-	-	-	-	-	2	-	-	7	-
Oceania RADO	RADO	O-RADO	6	-	-	-	-	-	-	-	-	-	-	-	6	-
I.R Iran National Anti-Doping Organization	NADO	IRI-NADO	6	-	-	-	-	-	-	-	-	-	-	-	6	-
CHN-Military Sport Department in China	Other	CHN-MSD	-	-	-	6	-	-	-	-	-	-	-	-	6	-
Anti-Doping Organization of New Caledonia	Other	NCL-NADO	6	-	-	-	-	-	-	-	-	-	-	-	6	-
Anti-Doping Commission of Malta	NADO	MLT-NADO	-	-	-	5	-	-	-	-	-	-	-	-	5	-
Hong Kong Anti-Doping Committee	NADO	HKG-ADC	-	-	-	5	-	-	-	-	-	-	-	-	5	-
International Committee of Mediterranean Games	Other-CS	ICMG	5	-	-	-	-	-	-	-	-	-	-	-	5	-
Anti-Doping Bureau of Latvia	NADO	LAT-NADO	4	-	-	-	-	-	1	-	-	-	-	-	5	-
Romanian National Anti-Doping Agency	NADO	ANAD-Romania	-	-	-	3	-	-	-	-	-	2	-	-	5	-
Anti-Doping Agency of Serbia	NADO	ADAS	2	-	-	2	-	-	-	-	-	1	-	-	5	-
Israeli NADO	NADO	ISR-NADO	-	-	-	4	-	-	-	-	-	-	-	-	4	-
Uruguay Anti-Doping	NADO	URU-NADO	4	-	-	-	-	-	-	-	-	-	-	-	4	-
Ecuador NADO	NADO	ECU-NADO	-	-	-	4	-	-	-	-	-	-	-	-	4	-
Kazakhstan National Anti-Doping Centre	NADO	KAZ-NADO	-	-	-	4	-	-	-	-	-	-	-	-	4	-
Jordan Anti-doping Organization	NADO	JADO	3	-	-	1	-	-	-	-	-	-	-	-	4	-
Africa Zone VI RADO	RADO	AFR-RADO-VI	-	-	-	3	-	-	-	-	-	-	-	-	3	-
World Anti-Doping Agency	Other-CS	WADA-AMA	3	-	-	-	-	-	-	-	-	-	-	-	3	-
Estonian Anti-Doping Agency	NADO	EADA	-	-	-	2	-	-	-	-	-	1	-	-	3	-
Cyprus Anti-Doping Authority	NADO	CYADA	3	-	-	-	-	-	-	-	-	-	-	-	3	-
Anti-Doping Agency of Kenya	NADO	ADAK	-	-	-	3	-	-	-	-	-	-	-	-	3	-
Africa Zone II & III RADO	RADO	AFR-RADO-II-III	-	-	-	2	-	-	-	-	-	-	-	-	2	-
Central American RADO	RADO	RADO-CAM	-	-	-	2	-	-	-	-	-	-	-	-	2	-
Common Community Commission (Brussels)	NADO	COCOM	-	-	-	2	-	-	-	-	-	-	-	-	2	-
National Anti Doping Agency -India	NADO	IND-NADO	-	-	-	2	-	-	-	-	-	-	-	-	2	-
National Anti-Doping Commission of Macedonia	NADO	MKD-NADO	2	-	-	-	-	-	-	-	-	-	-	-	2	-
West Asia RADO	RADO	W-ASIA-RADO	-	-	-	2	-	-	-	-	-	-	-	-	2	-
Anti-Doping Commission, Chinese Taipei Olympic Committee	NADO	CTADA	2	-	-	-	-	-	-	-	-	-	-	-	2	-
South Asia RADO	RADO	S-ASIA-RADO	2	-	-	-	-	-	-	-	-	-	-	-	2	-
National Anti-Doping Agency of Tunisia	NADO	ANAD	-	-	-	-	-	-	-	-	-	1	-	-	1	-

2019 Anti-Doping Testing Figures
Samples Analyzed and Reported by Accredited Laboratories in ADAMS

Table 46: ASOIF Sport - Triathlon - continued

Testing Authority (TA)	TA Category	ADAMS Code	Urine						Blood						Total Samples	% AAF
			IC			OOC			IC			OOC				
			Samples	ATF	AAF	Samples	ATF	AAF	Samples	ATF	AAF	Samples	ATF	AAF		
Caribbean RADO	RADO	CAR-RADO	-	-	-	1	-	-	-	-	-	-	-	-	1	-
			2494	2	29	1346	1	-	168	-	-	285	-	-	4293	-

2019 Anti-Doping Testing Figures
Samples Analyzed and Reported by Accredited Laboratories in ADAMS

Table 47: ASOIF Sport - Volleyball

Testing Authority (TA)	TA Category	ADAMS Code	Urine						Blood						Total Samples	% AAF
			IC			OOC			IC			OOC				
			Samples	ATF	AAF	Samples	ATF	AAF	Samples	ATF	AAF	Samples	ATF	AAF		
International Volleyball Federation	ASOIF	FIVB	458	2	1	160	1	-	259	-	-	152	-	-	1029	0.1%
Italian National Anti-Doping Agency	NADO	NADO ITALIA	167	-	-	128	-	-	-	-	-	16	-	-	311	-
German National Anti-Doping Agency	NADO	NADA	101	-	1	123	-	-	4	-	-	13	-	-	241	0.4%
Polish Anti-Doping Agency	NADO	POLADA	113	-	-	35	-	-	-	-	-	7	-	-	155	-
Japan Anti-Doping Agency	NADO	JADA	94	-	-	49	-	-	-	-	-	-	-	-	143	-
Romanian National Anti-Doping Agency	NADO	ANAD-Romania	28	-	-	103	-	-	-	-	-	3	-	-	134	-
Finnish Center for Integrity in Sports	NADO	FINCIS	51	-	-	54	-	-	4	-	-	4	-	-	113	-
Portugal Anti-Doping Agency	NADO	AdoP	10	-	-	94	-	-	-	-	-	-	-	-	104	-
French Anti-Doping Agency	NADO	AFLD-NADO	37	-	-	57	-	-	2	-	-	-	-	-	96	-
European Volleyball Confederation	Other	EUR-VB	85	-	-	-	-	-	4	-	-	-	-	-	89	-
Russian National Anti-Doping Organization	NADO	RUSADA	47	-	-	37	-	-	-	-	-	-	-	-	84	-
Anti-Doping Norway	NADO	ADNO	73	-	-	8	-	-	1	-	-	2	-	-	84	-
Korea Anti-Doping Agency	NADO	KADA	39	-	-	37	-	-	3	-	-	2	-	-	81	-
Brasilian Authority on Anti-Doping Control	NADO	ABCD	59	-	1	8	-	-	-	-	-	5	-	-	72	1.4%
National Anti-Doping Agency Austria GmbH	NADO	NADA Austria	-	-	-	64	-	-	-	-	-	8	-	-	72	-
Saudi Arabian Antidoping Committee	NADO	KSA-NADO	65	-	3	-	-	-	-	-	-	-	-	-	65	4.6%
China Anti-Doping Agency	NADO	CHINADA	44	-	-	20	-	-	-	-	-	-	-	-	64	-
Central America and Caribbean Volleyball Confederation	Other	NORCECA	63	-	1	-	-	-	-	-	-	-	-	-	63	1.6%
National Anti Doping Agency -India	NADO	IND-NADO	33	-	2	28	-	1	1	-	-	-	-	-	62	4.8%
Antidoping Switzerland	NADO	ADCH	36	-	1	24	-	-	-	-	-	2	-	-	62	1.6%
US Anti-Doping Agency	NADO	USADA	-	-	-	61	-	-	-	-	-	-	-	-	61	-
Australian Sports Anti-Doping Authority	NADO	ASADA	34	-	-	19	-	-	2	-	-	5	-	-	60	-
Hellenic National Council for Combatting Doping	NADO	ESKAN	56	-	2	-	-	-	-	-	-	-	-	-	56	3.6%
Pan American Sports Organization	Other-CS	PASO	30	-	1	15	-	-	6	-	-	2	-	-	53	1.9%
Croatian Institute of Public Health	NADO	CIPH	30	-	-	20	-	-	-	-	-	-	-	-	50	-
NADO Flanders	NADO	NADOF	49	-	-	-	-	-	-	-	-	-	-	-	49	-
I.R Iran National Anti-Doping Organization	NADO	IRI-NADO	48	-	3	-	-	-	-	-	-	-	-	-	48	6.3%
Anti-Doping Agency of Kenya	NADO	ADAK	-	-	-	43	-	-	-	-	-	4	-	-	47	-
Bulgarian Anti-doping Center	NADO	BUL-NADO	26	-	-	18	-	-	-	-	-	2	-	-	46	-
Doping Authority Netherlands	NADO	DAN	36	-	1	8	-	-	-	-	-	-	-	-	44	2.3%
Qatar Antidoping Commission	NADO	QADC	9	-	-	28	-	-	-	-	-	7	-	-	44	-
Anti-Doping Bureau of Latvia	NADO	LAT-NADO	16	-	-	25	-	-	1	-	-	2	-	-	44	-
Czech Anti-Doping Committee	NADO	CADC	36	-	-	8	-	-	-	-	-	-	-	-	44	-
Canadian Centre for Ethics in Sport	NADO	CCES	-	-	-	39	-	-	-	-	-	2	-	-	41	-
Africa Zone I RADO	RADO	AFR-RADO-I	36	-	-	1	-	-	-	-	-	-	-	-	37	-
French Community of Belgium NADO	NADO	BEL-CFWB	31	-	-	1	-	-	2	-	-	-	-	-	34	-
Swedish Sports Confederation	NADO	RF	16	-	-	17	-	-	-	-	-	-	-	-	33	-
Africa Zone II & III RADO	RADO	AFR-RADO-II-III	25	-	1	7	-	1	-	-	-	-	-	-	32	6.3%
Comité d'Organisation des Jeux Africains	Other	COJA	31	1	-	-	-	-	-	-	-	-	-	-	31	-
Azerbaijan National Anti-Doping Agency	NADO	AMADA	8	-	-	20	-	-	-	-	-	2	-	-	30	-
Anti-Doping Denmark	NADO	ADD	14	-	-	14	-	-	-	-	-	1	-	-	29	-
Oceania RADO	RADO	O-RADO	24	-	1	3	-	-	-	-	-	-	-	-	27	3.7%
Hungarian Anti-Doping Agency	NADO	HUNADO	18	-	-	9	-	-	-	-	-	-	-	-	27	-
Cuban National Anti-Doping Agency	NADO	CUB-NADO	-	-	-	27	-	-	-	-	-	-	-	-	27	-
Doping Control Agency of Thailand	NADO	DCAT	-	-	-	27	-	-	-	-	-	-	-	-	27	-
Mexican National Anti-Doping Committee	NADO	MEX-NADO	-	-	-	25	-	-	-	-	-	-	-	-	25	-
Turkish Anti Doping Commission	NADO	TADC	24	-	-	-	-	-	-	-	-	-	-	-	24	-
Agency for Anti-Doping Control of Bosnia and Herzegovina	NADO	BIH-NADO	14	-	-	8	-	-	-	-	-	2	-	-	24	-
Association of National Olympic Committees	Other-CS	ANOC	23	-	-	-	-	-	1	-	-	-	-	-	24	-
Chilean National Anti-Doping Commission	NADO	CHI-NADO	-	-	-	23	-	-	-	-	-	-	-	-	23	-
Common Community Commission (Brussels)	NADO	COCOM	-	-	-	18	-	-	-	-	-	4	-	-	22	-
CHN-Provincial Sports Bureau in China	Other	CHN-PSB	-	-	-	21	-	-	-	-	-	-	-	-	21	-
Anti-Doping Commission, Chinese Taipei Olympic Committee	NADO	CTADA	20	-	-	-	-	-	1	-	-	-	-	-	21	-
Colombian NADO	NADO	COL-NADO	7	-	-	13	-	-	-	-	-	-	-	-	20	-
Peru National Anti-Doping Commission	NADO	CONAD PERU	8	-	-	10	-	-	-	-	-	-	-	-	18	-
Monaco Anti-Doping Committee	NADO	CMA Monaco	6	-	-	10	-	-	-	-	-	2	-	-	18	-
Argentina National Anti-Doping Agency	NADO	ARG-CNAD	6	-	-	11	-	-	-	-	-	-	-	-	17	-
South East Asian Games Federation	Other	SEAGF	12	-	-	-	-	-	4	-	-	-	-	-	16	-
Anti-Doping Agency of Serbia	NADO	ADAS	16	-	-	-	-	-	-	-	-	-	-	-	16	-
Anti-Doping Paraguay	NADO	PAR-NADO	8	-	-	5	-	-	-	-	-	-	-	-	13	-
Slovak Anti-Doping Agency	NADO	SADA	10	-	-	-	-	-	2	-	-	-	-	-	12	-
Estonian Anti-Doping Agency	NADO	EADA	8	-	-	-	-	-	2	-	-	-	-	-	10	-
Spain National Anti-Doping Agency	NADO	ESP-NADO	10	-	-	-	-	-	-	-	-	-	-	-	10	-
Belarus National Anti-Doping Agency	NADO	BNADA	-	-	-	9	-	-	-	-	-	1	-	-	10	-
National Anti-Doping Agency of Tunisia	NADO	ANAD	8	-	-	-	-	-	-	-	-	-	-	-	8	-
Comité International des Jeux des Iles de l'Océan Indien	Other	CIJ	8	-	-	-	-	-	-	-	-	-	-	-	8	-
Asian Volleyball Confederation	Other	AVC-VB	8	-	-	-	-	-	-	-	-	-	-	-	8	-
Lembaga Anti-Doping Indonesia	NADO	LADI	-	-	-	8	-	-	-	-	-	-	-	-	8	-
Africa Zone VI RADO	RADO	AFR-RADO-VI	-	-	-	6	-	-	-	-	-	-	-	-	6	-
South American Sports Organization	Other-CS	ODESUR	6	-	-	-	-	-	-	-	-	-	-	-	6	-
International Committee of Mediterranean Games	Other-CS	ICMG	6	-	-	-	-	-	-	-	-	-	-	-	6	-
Bahamas Anti-Doping Commission	NADO	BADC	-	-	-	5	-	-	-	-	-	-	-	-	5	-
Sri Lanka Anti Doping Agency	NADO	SRI-NADO	-	-	-	4	-	-	-	-	-	-	-	-	4	-
Central American RADO	RADO	RADO-CAM	-	-	-	4	-	-	-	-	-	-	-	-	4	-
Anti-Doping Commission of Montenegro	NADO	MNE-NADO	4	-	-	-	-	-	-	-	-	-	-	-	4	-
Eastern Europe RADO	RADO	E-EUR-RADO	-	-	-	4	-	-	-	-	-	-	-	-	4	-
Central Asia RADO	RADO	RADOCA-RADO	-	-	-	4	-	-	-	-	-	-	-	-	4	-
European Olympic Committees	Other-CS	EOC	4	-	-	-	-	-	-	-	-	-	-	-	4	-
Drug Free Sport New Zealand	NADO	DFSNZ	4	-	-	-	-	-	-	-	-	-	-	-	4	-
Anti-Doping Commission of Malta	NADO	MLT-NADO	4	-	-	-	-	-	-	-	-	-	-	-	4	-
Trinidad and Tobago Olympic Committee	NADO	TTOC	-	-	-	3	-	-	-	-	-	-	-	-	3	-

2019 Anti-Doping Testing Figures
Samples Analyzed and Reported by Accredited Laboratories in ADAMS

Table 47: ASOIF Sport - Volleyball - continued

Testing Authority (TA)	TA Category	ADAMS Code	Urine						Blood						Total Samples	% AAF
			IC			OOC			IC			OOC				
			Samples	ATF	AAF	Samples	ATF	AAF	Samples	ATF	AAF	Samples	ATF	AAF		
San Marino Standing Committee on Anti-Doping	NADO	SMR-NADO	-	-	-	3	-	-	-	-	-	-	-	-	3	-
Nigerian National Anti-Doping Committee	NADO	NGR-NADO	-	-	-	3	-	-	-	-	-	-	-	-	3	-
South American RADO	RADO	RADO-SAM	-	-	-	3	-	-	-	-	-	-	-	-	3	-
Puerto Rico Anti-Doping Organization	NADO	PUR-NADO	-	-	-	3	-	-	-	-	-	-	-	-	3	-
Uruguay Anti-Doping	NADO	URU-NADO	-	-	-	2	-	-	-	-	-	-	-	-	2	-
Hong Kong Anti-Doping Committee	NADO	HKG-ADC	-	-	-	2	-	-	-	-	-	-	-	-	2	-
National Olympic and Sports Association of Iceland	NADO	ISL-NADO	-	-	-	2	-	-	-	-	-	-	-	-	2	-
Egyptian National Anti-doping Organization	NADO	EGY-NADO	-	-	-	2	-	-	-	-	-	-	-	-	2	-
Gulf States and Yemen RADO	RADO	GSY-RADO	-	-	-	1	-	-	-	-	-	-	-	-	1	-
Africa Zone V RADO	RADO	AFR-RADO-V	-	-	-	1	-	-	-	-	-	-	-	-	1	-
UK Anti-Doping	NADO	UKAD	-	-	-	1	-	-	-	-	-	-	-	-	1	-
Federacion Dominicana de Medicina del Deporte	NADO	FEDOMEDE	-	-	-	1	-	-	-	-	-	-	-	-	1	-
Caribbean RADO	RADO	CAR-RADO	-	-	-	1	-	-	-	-	-	-	-	-	1	-
International Catholic Federation of Physical Education and Sports	Other	FICEP	1	-	-	-	-	-	-	-	-	-	-	-	1	-
Luxembourg NADO	NADO	ALAD	-	-	-	1	-	-	-	-	-	-	-	-	1	-
Indian Ocean RADO	RADO	IND-OCE-RADO	1	-	-	-	-	-	-	-	-	-	-	-	1	-
			2402	3	19	1656	1	2	299	-	-	250	-	-	4607	

2019 Anti-Doping Testing Figures
Samples Analyzed and Reported by Accredited Laboratories in ADAMS

Table 48: ASOIF Sport - Weightlifting

Testing Authority (TA)	TA Category	ADAMS Code	Urine						Blood						Total Samples	% AAF
			IC			OOC			IC			OOC				
			Samples	ATF	AAF	Samples	ATF	AAF	Samples	ATF	AAF	Samples	ATF	AAF		
International Weightlifting Federation	ASOIF	IWF	1837	7	19	1131	4	9	557	-	-	251	-	1	3776	0.8%
China Anti-Doping Agency	NADO	CHINADA	244	-	-	945	1	-	13	-	-	78	-	-	1280	-
Russian National Anti-Doping Organization	NADO	RUSADA	181	-	10	388	-	-	17	-	-	125	-	1	711	1.5%
US Anti-Doping Agency	NADO	USADA	339	1	20	258	-	4	58	-	-	19	-	-	674	3.6%
German National Anti-Doping Agency	NADO	NADA	118	-	2	224	-	-	37	-	-	101	-	-	480	0.4%
National Anti Doping Agency -India	NADO	IND-NADO	167	-	27	160	-	4	15	-	-	8	-	1	350	9.1%
Kazakhstan National Anti-Doping Centre	NADO	KAZ-NADO	121	-	7	208	-	2	-	-	-	7	-	-	336	2.7%
CHN-Provincial Sports Bureau in China	Other	CHN-PSB	127	-	-	192	-	-	-	-	-	-	-	-	319	-
Polish Anti-Doping Agency	NADO	POLADA	98	1	2	129	3	-	-	-	-	62	-	-	289	0.7%
Turkish Anti Doping Commission	NADO	TADC	168	-	-	113	-	-	-	-	-	4	-	-	285	-
CHN-National Federations in China	Other	CHN-NF	-	-	-	188	-	-	-	-	-	56	-	-	244	-
National Anti-doping Center of Ukraine	NADO	NADC Ukraine	83	-	3	73	-	3	30	-	-	29	-	-	215	2.8%
I.R Iran National Anti-Doping Organization	NADO	IRI-NADO	34	1	8	176	-	7	-	-	-	-	-	-	210	7.1%
Doping Control Agency of Thailand	NADO	DCAT	153	-	2	38	-	-	-	-	-	-	-	-	191	1.0%
Romanian National Anti-Doping Agency	NADO	ANAD-Romania	57	-	-	56	-	-	10	-	-	27	-	-	150	-
Spain National Anti-Doping Agency	NADO	ESP-NADO	88	-	3	31	1	-	25	-	-	6	-	-	150	2.0%
French Anti-Doping Agency	NADO	AFLD-NADO	63	-	1	75	-	-	6	AFLD-NADO	-	6	-	-	150	0.7%
Italian National Anti-Doping Agency	NADO	NADO ITALIA	53	-	2	59	-	-	-	-	-	34	-	-	146	1.4%
Canadian Centre for Ethics in Sport	NADO	CCES	34	-	1	71	-	-	4	-	-	23	-	-	132	0.8%
UK Anti-Doping	NADO	UKAD	23	-	-	70	-	-	-	-	-	28	-	-	121	-
Azerbaijan National Anti-Doping Agency	NADO	AMADA	52	-	3	40	-	2	10	-	-	17	-	-	119	4.2%
Belarus National Anti-Doping Agency	NADO	BNADA	52	-	-	28	-	-	17	-	-	18	-	-	115	-
Australian Sports Anti-Doping Authority	NADO	ASADA	28	-	1	61	-	-	-	-	-	25	-	-	114	0.9%
Japan Anti-Doping Agency	NADO	JADA	51	-	-	37	-	-	7	-	-	14	-	-	109	-
Chilean National Anti-Doping Commission	NADO	CHI-NADO	68	2	1	21	-	-	-	-	-	-	-	-	89	1.1%
Egyptian National Anti-doping Organization	NADO	EGY-NADO	-	-	-	84	1	-	-	-	-	-	-	-	84	-
Anti-Doping Denmark	NADO	ADD	24	-	-	44	-	-	-	-	-	15	-	-	83	-
IWF Masters committee	Other	IWF-Master	82	-	5	-	-	-	-	-	-	-	-	-	82	6.1%
Anti-Doping Norway	NADO	ADNO	40	-	2	24	-	-	3	-	-	13	-	-	80	2.5%
Pan American Sports Organization	Other-CS	PASO	31	-	-	16	-	-	13	-	-	17	-	-	77	-
Anti-Doping Commission, Chinese Taipei Olympic Committee	NADO	CTADA	48	-	1	22	-	-	2	-	-	4	-	-	76	1.3%
Swedish Sports Confederation	NADO	RF	27	-	-	43	-	-	-	-	-	-	-	-	70	-
Finnish Center for Integrity in Sports	NADO	FINCIS	24	-	-	31	-	-	7	-	-	8	-	-	70	-
Korea Anti-Doping Agency	NADO	KADA	26	-	2	31	-	1	5	-	-	5	-	-	67	4.5%
Colombian NADO	NADO	COL-NADO	15	-	1	32	-	3	3	-	-	11	-	-	61	6.6%
Bulgarian Anti-doping Center	NADO	BUL-NADO	20	-	1	18	-	-	-	-	-	12	-	-	50	2.0%
Czech Anti-Doping Committee	NADO	CADC	21	-	1	22	-	-	-	-	-	7	-	-	50	2.0%
National Anti-Doping Agency Austria GmbH	NADO	NADA Austria	12	-	-	27	-	-	-	-	-	10	-	-	49	-
Mexican National Anti-Doping Committee	NADO	MEX-NADO	44	4	1	4	-	-	-	-	-	4	-	-	48	2.1%
Cuban National Anti-Doping Agency	NADO	CUB-NADO	16	-	-	24	-	-	-	-	-	8	-	-	48	-
Africa Zone I RADO	RADO	AFR-RADO-I	6	-	-	35	-	1	-	-	-	3	-	-	44	2.3%
Saudi Arabian Antidoping Committee	NADO	KSA-NADO	30	-	1	12	-	-	-	-	-	-	-	-	42	2.4%
Drug Free Sport New Zealand	NADO	DFSNZ	27	-	-	13	-	-	-	-	-	2	-	-	42	-
Armenian National Anti-Doping Organization	NADO	ARM-NADO	10	-	-	24	-	-	-	-	-	7	-	-	41	-
South East Asian Games Federation	Other	SEAGF	25	-	-	-	-	-	13	-	-	-	-	-	38	-
Anti-Doping Bureau of Latvia	NADO	LAT-NADO	8	-	1	16	-	-	-	-	-	11	-	-	35	2.9%
French Community of Belgium NADO	NADO	BEL-CFWB	24	-	-	3	-	-	7	-	-	1	-	-	35	-
Hungarian Anti-Doping Agency	NADO	HUNADO	8	-	-	14	-	-	-	-	-	13	1	1	35	2.9%
Comité d'Organisation des Jeux Africains	Other	COJA	32	-	6	-	-	-	-	-	-	-	-	-	32	18.8%
Nigerian National Anti-Doping Committee	NADO	NGR-NADO	14	1	4	17	-	1	-	-	-	-	-	-	31	16.1%
National Anti-Doping Agency of Tunisia	NADO	ANAD	-	-	-	23	-	-	-	-	-	5	-	-	28	-
Israeli NADO	NADO	ISR-NADO	8	-	1	14	-	-	-	-	-	4	-	-	26	3.8%
National Olympic Committee of Iraq	NADO	NOC-IRAQ	9	-	-	16	-	1	-	-	-	-	-	-	25	4.0%
National Antidoping Organization of Albania	NADO	ALB-NADO	10	-	-	15	-	-	-	-	-	-	-	-	25	-
World Anti-Doping Agency	Other-CS	WADA-AMA	-	-	-	14	-	-	-	-	-	10	-	-	24	-
Central American RADO	RADO	RADO-CAM	-	-	-	24	1	-	-	-	-	-	-	-	24	-
Sri Lanka Anti Doping Agency	NADO	SRI-NADO	22	-	-	2	-	-	-	-	-	-	-	-	24	-
Brasilian Authority on Anti-Doping Control	NADO	ABCD	-	-	-	14	1	-	-	-	-	10	-	-	24	-
Peru National Anti-Doping Commission	NADO	CONAD PERU	-	-	-	23	-	-	-	-	-	-	-	-	23	-
Georgian Anti-Doping Agency	NADO	GEO-NADO	10	-	-	9	-	-	-	-	-	4	-	-	23	-
Hellenic National Council for Combatting Doping	NADO	ESKAN	16	-	2	5	-	-	-	-	-	-	-	-	21	9.5%
NADO Flanders	NADO	NADOF	12	-	-	8	-	-	-	-	-	-	-	-	20	-
Comité International des Jeux des îles de l'Océan Indien	Other	CIJ	20	-	-	-	-	-	-	-	-	-	-	-	20	-
National Anti-Doping agency of Uzbekistan	NADO	UZNADA	20	-	1	-	-	-	-	-	-	-	-	-	20	5.0%
Democratic People's Republic of Korea Anti-Doping Committee	NADO	DPRKADC	4	-	-	12	-	-	-	-	-	4	-	-	20	-
Lithuanian Anti-Doping Agency	NADO	LTU-NADO	-	-	-	14	-	-	-	-	-	5	-	-	19	-
Oceania RADO	RADO	O-RADO	10	-	-	9	-	-	-	-	-	-	-	-	19	-
Slovak Anti-Doping Agency	NADO	SADA	10	-	2	2	-	-	3	-	-	2	-	-	17	11.8%
Sport Ireland	NADO	SI	10	1	-	5	3	-	-	-	-	2	-	-	17	-
South Asia RADO	RADO	S-ASIA-RADO	12	-	-	5	-	-	-	-	-	-	-	-	17	-
Anti-Doping Agency of Serbia	NADO	ADAS	6	-	-	9	-	-	-	-	-	1	-	-	16	-
Federacion Dominicana de Medicina del Deporte	NADO	FEDOMEDE	-	-	-	14	-	-	-	-	-	-	-	-	14	-
Antidoping Switzerland	NADO	ADCH	10	-	-	4	-	-	-	-	-	-	-	-	14	-
Monaco Anti-Doping Committee	NADO	CMA Monaco	5	-	-	3	-	-	2	-	-	2	-	-	12	-
Indian Ocean RADO	RADO	IND-OCE-RADO	-	-	-	12	-	-	-	-	-	-	-	-	12	-
Estonian Anti-Doping Agency	NADO	EADA	3	-	-	4	-	-	1	-	-	4	-	-	12	-
Anti-Doping Commission of Malta	NADO	MLT-NADO	6	-	-	5	-	-	-	-	-	-	-	-	11	-
Central Asia RADO	RADO	RADOCA-RADO	-	-	-	11	-	-	-	-	-	-	-	-	11	-
Doping Authority Netherlands	NADO	DAN	9	-	-	1	-	-	-	-	-	1	-	-	11	-
Venezuela NADO	NADO	VEN-NADO	-	-	-	4	-	-	-	-	-	7	-	-	11	-
Ecuador NADO	NADO	ECU-NADO	-	-	-	11	-	-	-	-	-	-	-	-	11	-

2019 Anti-Doping Testing Figures
Samples Analyzed and Reported by Accredited Laboratories in ADAMS

Table 48: ASOIF Sport - Weightlifting - continued

Testing Authority (TA)	TA Category	ADAMS Code	Urine						Blood						Total Samples	% AAF
			IC			OOC			IC			OOC				
			Samples	ATF	AAF	Samples	ATF	AAF	Samples	ATF	AAF	Samples	ATF	AAF		
Ethiopian Anti doping Organization	NADO	ETH-NADO	-	-	-	11	-	-	-	-	-	-	-	-	11	-
Basque Anti-Doping Agency	Other	ESP-Vasco	11	-	1	-	-	-	-	-	-	-	-	-	11	9.1%
Anti-Doping Agency of Malaysia	NADO	ADAMAS	-	-	-	10	-	-	-	-	-	-	-	-	10	-
Eastern Europe RADO	RADO	E-EUR-RADO	-	-	-	10	-	-	-	-	-	-	-	-	10	-
Agency for Anti-Doping Control of Bosnia and Herzegovina	NADO	BIH-NADO	6	-	-	-	-	-	-	-	-	3	-	-	9	-
Croatian Institute of Public Health	NADO	CIPH	4	-	-	-	-	-	4	-	-	-	-	-	8	-
Africa Zone VI RADO	RADO	AFR-RADO-VI	-	-	-	8	-	-	-	-	-	-	-	-	8	-
Africa Zone V RADO	RADO	AFR-RADO-V	-	-	-	8	-	1	-	-	-	-	-	-	8	12.5%
Mongolian National Anti-Doping Organization	NADO	MGL-NADO	-	-	-	6	-	-	-	-	-	-	-	-	6	-
Qatar Antidoping Commission	NADO	QADC	-	-	-	3	-	-	-	-	-	3	-	-	6	-
Anti-Doping Paraguay	NADO	PAR-NADO	-	-	-	6	-	-	-	-	-	-	-	-	6	-
Costa Rica NADO	NADO	CRC-NADO	2	-	-	4	-	-	-	-	-	-	-	-	6	-
National Antidoping Agency of the Republic of Moldova	NADO	NADO Moldova	3	-	-	3	-	-	-	-	-	-	-	-	6	-
Jordan Anti-doping Organization	NADO	JADO	-	-	-	5	-	-	-	-	-	-	-	-	5	-
Lembaga Anti-Doping Indonesia	NADO	LADI	-	-	-	5	-	-	-	-	-	-	-	-	5	-
Gulf States and Yemen RADO	RADO	GSY-RADO	-	-	-	4	-	-	-	-	-	-	-	-	4	-
West Asia RADO	RADO	W-ASIA-RADO	-	-	-	4	-	-	-	-	-	-	-	-	4	-
Cyprus Anti-Doping Authority	NADO	CYADA	4	-	-	-	-	-	-	-	-	-	-	-	4	-
Puerto Rico Anti-Doping Organization	NADO	PUR-NADO	-	-	-	4	-	-	-	-	-	-	-	-	4	-
South East Asia RADO	RADO	SE-ASIA-RADO	-	-	-	3	-	-	-	-	-	-	-	-	3	-
Vietnam Anti-Doping & Sports Medicine Agency	NADO	VADA	-	-	-	3	-	-	-	-	-	-	-	-	3	-
Algerian National Anti-Doping Organization	NADO	ALG-NADO	3	-	-	-	-	-	-	-	-	-	-	-	3	-
South American RADO	RADO	RADO-SAM	-	-	-	2	-	-	-	-	-	-	-	-	2	-
Uruguay Anti-Doping	NADO	URU-NADO	-	-	-	2	-	-	-	-	-	-	-	-	2	-
National Olympic and Sports Association of Iceland	NADO	ISL-NADO	2	-	-	-	-	-	-	-	-	-	-	-	2	-
Argentina National Anti-Doping Agency	NADO	ARG-CNAD	2	-	-	-	-	-	-	-	-	-	-	-	2	-
Caribbean RADO	RADO	CAR-RADO	-	-	-	2	-	-	-	-	-	-	-	-	2	-
Common Community Commission (Brussels)	NADO	COCOM	1	-	-	1	-	-	-	-	-	-	-	-	2	-
Hong Kong Anti-Doping Committee	NADO	HKG-ADC	-	-	-	1	-	-	-	-	-	-	-	-	1	-
			5103	18	145	5725	15	39	869	-	-	1152	1	4	12849	

2019 Anti-Doping Testing Figures
Samples Analyzed and Reported by Accredited Laboratories in ADAMS

Table 49: ASOIF Sport - Wrestling

Testing Authority (TA)	TA Category	ADAMS Code	Urine						Blood						Total Samples	% AAF
			IC			OOC			IC			OOC				
			Samples	ATF	AAF	Samples	ATF	AAF	Samples	ATF	AAF	Samples	ATF	AAF		
United World Wrestling	ASOIF	UWW	760	18	10	238	-	1	41	-	-	62	-	-	1101	1.0%
China Anti-Doping Agency	NADO	CHINADA	167	1	-	219	-	-	4	-	-	13	-	-	403	-
Turkish Anti Doping Commission	NADO	TADC	235	1	2	120	-	-	-	-	-	3	-	-	358	0.6%
German National Anti-Doping Agency	NADO	NADA	104	-	1	99	-	-	32	-	-	26	-	-	261	0.4%
CHN-Provincial Sports Bureau in China	Other	CHN-PSB	51	-	1	194	-	-	-	-	-	-	-	-	245	0.4%
Japan Anti-Doping Agency	NADO	JADA	106	-	-	92	-	-	6	-	-	32	-	-	236	-
National Anti Doping Agency -India	NADO	IND-NADO	63	-	7	143	-	5	2	-	-	6	-	-	214	5.6%
Azerbaijan National Anti-Doping Agency	NADO	AMADA	101	-	1	87	-	1	10	-	-	14	-	-	212	0.9%
Kazakhstan National Anti-Doping Centre	NADO	KAZ-NADO	109	1	3	102	-	1	-	-	-	1	-	-	212	1.9%
US Anti-Doping Agency	NADO	USADA	57	-	1	144	-	-	-	-	-	10	-	-	211	0.5%
Russian National Anti-Doping Organization	NADO	RUSADA	39	-	1	164	-	-	-	-	-	6	-	-	209	0.5%
Polish Anti-Doping Agency	NADO	POLADA	30	-	1	115	-	1	-	-	-	26	-	-	171	1.2%
Romanian National Anti-Doping Agency	NADO	ANAD-Romania	20	-	-	72	-	-	-	-	-	56	-	-	148	-
Belarus National Anti-Doping Agency	NADO	BNADA	30	-	1	86	-	1	-	-	-	16	-	-	132	1.5%
National Anti-doping Center of Ukraine	NADO	NADC Ukraine	87	-	1	36	-	-	-	-	-	9	-	-	132	0.8%
European Olympic Committees	Other-CS	EOC	63	-	2	46	-	-	7	-	-	6	-	-	122	1.6%
Korea Anti-Doping Agency	NADO	KADA	46	-	-	51	-	-	7	-	-	8	-	-	112	-
Italian National Anti-Doping Agency	NADO	NADO ITALIA	27	-	1	58	-	-	-	-	-	8	-	-	93	1.1%
Hungarian Anti-Doping Agency	NADO	HUNADO	13	-	-	61	-	-	-	-	-	10	-	-	84	-
Cuban National Anti-Doping Agency	NADO	CUB-NADO	21	-	1	53	-	-	-	-	-	8	-	-	82	1.2%
Georgian Anti-Doping Agency	NADO	GEO-NADO	37	-	-	41	-	-	-	-	-	3	-	-	81	-
French Anti-Doping Agency	NADO	AFLD-NADO	36	-	1	44	-	-	-	-	-	-	-	-	80	1.3%
Mexican National Anti-Doping Committee	NADO	MEX-NADO	58	1	1	18	-	-	-	-	-	-	-	-	76	1.3%
Finnish Center for Integrity in Sports	NADO	FINCIS	25	-	-	39	-	-	1	-	-	9	-	-	74	-
Pan American Sports Organization	Other-CS	PASO	37	-	1	22	-	-	-	-	-	11	-	-	70	1.4%
Swedish Sports Confederation	NADO	RF	29	-	2	37	-	-	-	-	-	-	-	-	66	3.0%
Canadian Centre for Ethics in Sport	NADO	CCES	24	-	1	32	-	-	4	-	-	4	-	-	64	1.6%
Bulgarian Anti-doping Center	NADO	BUL-NADO	16	-	1	39	-	1	-	-	-	6	-	-	61	3.3%
CHN-National Federations in China	Other	CHN-NF	-	-	-	60	-	-	-	-	-	-	-	-	60	-
Anti-Doping Norway	NADO	ADNO	16	-	2	20	-	-	-	-	-	5	-	-	41	4.9%
Peru National Anti-Doping Commission	NADO	CONAD PERU	21	-	-	15	-	-	-	-	-	-	-	-	36	-
Antidoping Switzerland	NADO	ADCH	17	-	1	19	-	-	-	-	-	-	-	-	36	2.8%
Anti-Doping Denmark	NADO	ADD	9	-	-	23	-	-	-	-	-	3	-	-	35	-
Association of National Olympic Committees	Other-CS	ANOC	31	-	2	-	-	-	4	-	-	-	-	-	35	5.7%
I.R Iran National Anti-Doping Organization	NADO	IRI-NADO	26	-	5	8	-	2	-	-	-	-	-	-	34	20.6%
Nigerian National Anti-Doping Committee	NADO	NGR-NADO	12	-	2	19	-	1	-	-	-	-	-	-	31	9.7%
Mongolian National Anti-Doping Organization	NADO	MGL-NADO	19	-	3	12	-	-	-	-	-	-	-	-	31	9.7%
Australian Sports Anti-Doping Authority	NADO	ASADA	4	-	-	22	-	-	-	-	-	2	-	-	28	-
Africa Zone I RADO	RADO	AFR-RADO-I	-	-	-	28	-	-	-	-	-	-	-	-	28	-
National Anti-Doping Agency Austria GmbH	NADO	NADA Austria	-	-	-	24	-	-	-	-	-	3	-	-	27	-
South African Institute for Drug-Free Sport	NADO	SAIDS	-	-	-	24	-	-	-	-	-	2	-	-	26	-
Czech Anti-Doping Committee	NADO	CADC	16	-	-	7	-	-	-	-	-	2	-	-	25	-
South East Asian Games Federation	Other	SEAGF	17	-	-	-	-	-	6	-	-	-	-	-	23	-
Colombian NADO	NADO	COL-NADO	5	-	-	14	-	-	2	-	-	-	-	-	21	-
Doping Control Agency of Thailand	NADO	DCAT	14	-	-	6	-	-	-	-	-	-	-	-	20	-
Comité d'Organisation des Jeux Africains	Other	COJA	18	-	-	1	-	-	-	-	-	-	-	-	19	-
Ecuador NADO	NADO	ECU-NADO	-	-	-	19	-	-	-	-	-	-	-	-	19	-
National Olympic Committee of Iraq	NADO	NOC-IRAQ	10	-	1	9	-	1	-	-	-	-	-	-	19	10.5%
Saudi Arabian Antidoping Committee	NADO	KSA-NADO	19	-	3	-	-	-	-	-	-	-	-	-	19	15.8%
Central Asia RADO	RADO	RADCOA-RADO	-	-	-	18	-	-	-	-	-	-	-	-	18	-
Croatian Institute of Public Health	NADO	CIPH	6	-	-	10	-	-	-	-	-	2	-	-	18	-
Anti-Doping Agency of Serbia	NADO	ADAS	6	-	-	9	-	-	2	-	-	-	-	-	17	-
Armenian National Anti-Doping Organization	NADO	ARM-NADO	10	-	-	6	-	-	-	-	-	-	-	-	16	-
Estonian Anti-Doping Agency	NADO	EADA	5	-	-	6	-	-	-	-	-	4	-	-	15	-
Portugal Anti-Doping Agency	NADO	ADoP	13	-	-	-	-	-	-	-	-	-	-	-	13	-
World Anti-Doping Agency	Other-CS	WADA-AMA	4	2	-	7	-	-	-	-	-	2	-	-	13	-
Sri Lanka Anti Doping Agency	NADO	SRI-NADO	3	-	1	6	-	-	-	-	-	3	-	-	12	8.3%
Slovak Anti-Doping Agency	NADO	SADA	10	-	-	-	-	-	2	-	-	-	-	-	12	-
Anti-Doping Commission, Chinese Taipei Olympic Committee	NADO	CTADA	11	-	-	-	-	-	1	-	-	-	-	-	12	-
National Anti-Doping Agency of Tunisia	NADO	ANAD	-	-	-	7	-	-	-	-	-	4	-	-	11	-
Spain National Anti-Doping Agency	NADO	ESP-NADO	10	-	-	-	-	-	1	-	-	-	-	-	11	-
Qatar Antidoping Commission	NADO	QADC	-	-	-	6	-	-	-	-	-	5	-	-	11	-
Africa Zone II & III RADO	RADO	AFR-RADO-II-III	-	-	-	11	-	-	-	-	-	-	-	-	11	-
Anti-Doping Agency of Kenya	NADO	ADAK	-	-	-	11	-	-	-	-	-	-	-	-	11	-
Eastern Europe RADO	RADO	E-EUR-RADO	-	-	-	11	-	-	-	-	-	-	-	-	11	-
Egyptian National Anti-doping Organization	NADO	EGY-NADO	-	-	-	11	-	-	-	-	-	-	-	-	11	-
Braslian Authority on Anti-Doping Control	NADO	ABCD	-	-	-	4	-	-	-	-	-	4	-	-	8	-
International Committee of Mediterranean Games	Other-CS	ICMG	8	-	-	-	-	-	-	-	-	-	-	-	8	-
Venezuela NADO	NADO	VEN-NADO	-	-	-	2	-	-	-	-	-	6	-	-	8	-
National Anti-Doping agency of Uzbekistan	NADO	UZNADA	-	-	-	6	-	1	-	-	-	-	-	-	6	16.7%
Lithuanian Anti-Doping Agency	NADO	LTU-NADO	2	-	-	4	-	-	-	-	-	-	-	-	6	-
Anti-Doping Bureau of Latvia	NADO	LAT-NADO	2	-	-	3	-	-	-	-	-	1	-	-	6	-
Democratic People's Republic of Korea Anti-Doping Committee	NADO	DPRKADC	1	-	-	4	-	-	-	-	-	1	-	-	6	-
UK Anti-Doping	NADO	UKAD	-	-	-	2	-	-	-	-	-	2	-	-	4	-
Sport Ireland	NADO	SI	4	-	2	-	-	-	-	-	-	-	-	-	4	50.0%
Africa Zone V RADO	RADO	AFR-RADO-V	-	-	-	4	-	-	-	-	-	-	-	-	4	-
National Antidoping Agency of the Republic of Moldova	NADO	NADO Moldova	-	-	-	4	-	-	-	-	-	-	-	-	4	-
Drug Free Sport New Zealand	NADO	DFSNZ	4	-	-	-	-	-	-	-	-	-	-	-	4	-
Doping Authority Netherlands	NADO	DAN	-	-	-	3	-	-	-	-	-	1	-	-	4	-
Vietnam Anti-Doping & Sports Medicine Agency	NADO	VADA	-	-	-	3	-	-	-	-	-	-	-	-	3	-
South East Asia RADO	RADO	SE-ASIA-RADO	-	-	-	3	-	-	-	-	-	-	-	-	3	-

2019 Anti-Doping Testing Figures
Samples Analyzed and Reported by Accredited Laboratories in ADAMS

Table 49: ASOIF Sport - Wrestling - continued

Testing Authority (TA)	TA Category	ADAMS Code	Urine						Blood						Total Samples	% AAF
			IC			OOC			IC			OOC				
			Samples	ATF	AAF	Samples	ATF	AAF	Samples	ATF	AAF	Samples	ATF	AAF		
Chilean National Anti-Doping Commission	NADO	CHI-NADO	-	-	-	3	-	-	-	-	-	-	-	-	3	-
Central American RADO	RADO	RADO-CAM	-	-	-	3	-	-	-	-	-	-	-	-	3	-
Jordan Anti-doping Organization	NADO	JADO	-	-	-	3	-	-	-	-	-	-	-	-	3	-
South American RADO	RADO	RADO-SAM	-	-	-	3	-	-	-	-	-	-	-	-	3	-
Anti-Doping Commission of Malta	NADO	MLT-NADO	2	-	-	-	-	-	-	-	-	-	-	-	2	-
Federacion Dominicana de Medicina del Deporte	NADO	FEDOMEDE	-	-	-	2	-	-	-	-	-	-	-	-	2	-
San Marino Standing Committee on Anti-Doping	NADO	SMR-NADO	-	-	-	2	-	-	-	-	-	-	-	-	2	-
CHN-Military Sport Department in China	Other	CHN-MSD	-	-	-	2	-	-	-	-	-	-	-	-	2	-
Oceania RADO	RADO	O-RADO	-	-	-	2	-	-	-	-	-	-	-	-	2	-
Hellenic National Council for Combatting Doping	NADO	ESKAN	2	-	-	-	-	-	-	-	-	-	-	-	2	-
Argentina National Anti-Doping Agency	NADO	ARG-CNAD	-	-	-	2	-	-	-	-	-	-	-	-	2	-
West Asia RADO	RADO	W-ASIA-RADO	-	-	-	1	-	-	-	-	-	-	-	-	1	-
Indian Ocean RADO	RADO	IND-OCE-RADO	-	-	-	1	-	-	-	-	-	-	-	-	1	-
Bahamas Anti-Doping Commission	NADO	BADC	-	-	-	1	-	-	-	-	-	-	-	-	1	-
Anti-Doping Paraguay	NADO	PAR-NADO	-	-	-	1	-	-	-	-	-	-	-	-	1	-
			2748	24	63	2969	0	16	132	0	0	405	0	0	6254	

2019 Anti-Doping Testing Figures
Samples Analyzed and Reported by Accredited Laboratories in ADAMS

Table 50: AIOWF Sport - Biathlon

Testing Authority (TA)	TA Category	ADAMS Code	Urine						Blood						Total Samples	% AAF
			IC			OOC			IC			OOC				
			Samples	ATF	AAF	Samples	ATF	AAF	Samples	ATF	AAF	Samples	ATF	AAF		
International Biathlon Union	AIOWF	IBU	423	-	-	570	-	-	52	-	-	172	1	-	1217	-
Russian National Anti-Doping Organization	NADO	RUSADA	83	-	-	166	-	-	8	-	-	11	-	-	268	-
German National Anti-Doping Agency	NADO	NADA	18	-	-	139	-	-	-	-	-	65	-	-	222	-
Kazakhstan National Anti-Doping Centre	NADO	KAZ-NADO	30	-	-	82	-	-	-	-	-	-	-	-	112	-
Swedish Sports Confederation	NADO	RF	16	-	-	55	-	-	-	-	-	29	-	-	100	-
Polish Anti-Doping Agency	NADO	POLADA	18	-	-	65	-	-	-	-	-	7	-	-	90	-
Antidoping Switzerland	NADO	ADCH	-	-	-	58	-	-	-	-	-	21	-	-	79	-
French Anti-Doping Agency	NADO	AFLD-NADO	51	-	-	17	-	-	5	-	-	1	-	-	74	-
Anti-Doping Norway	NADO	ADNO	12	-	-	46	-	-	-	-	-	12	-	-	70	-
US Anti-Doping Agency	NADO	USADA	31	-	-	32	-	-	-	-	-	3	-	-	66	-
Canadian Centre for Ethics in Sport	NADO	CCES	16	-	1	38	-	-	-	-	-	10	-	-	64	1.6%
Finnish Center for Integrity in Sports	NADO	FINCIS	13	-	-	38	-	-	2	-	-	8	-	-	61	-
Italian National Anti-Doping Agency	NADO	NADO ITALIA	18	-	-	29	-	-	-	-	-	5	-	-	52	-
National Anti-Doping Agency Austria GmbH	NADO	NADA Austria	-	-	-	42	-	-	-	-	-	8	-	-	50	-
China Anti-Doping Agency	NADO	CHINADA	30	-	-	19	-	-	-	-	-	-	-	-	49	-
National Anti-doping Center of Ukraine	NADO	NADC Ukraine	45	-	2	-	-	-	-	-	-	-	-	-	45	4.4%
Belarus National Anti-Doping Agency	NADO	BNADA	18	-	1	20	-	-	-	-	-	5	-	-	43	2.3%
Romanian National Anti-Doping Agency	NADO	ANAD-Romania	-	-	-	17	-	-	-	-	-	15	-	-	32	-
Czech Anti-Doping Committee	NADO	CADC	12	-	-	14	-	-	-	-	-	3	-	-	29	-
Estonian Anti-Doping Agency	NADO	EADA	2	-	-	18	-	-	-	-	-	8	-	-	28	-
Bulgarian Anti-doping Center	NADO	BUL-NADO	8	-	-	15	-	-	-	-	-	3	-	-	26	-
CHN-National Federations in China	Other	CHN-NF	20	-	-	-	-	-	-	-	-	-	-	-	20	-
Japan Anti-Doping Agency	NADO	JADA	12	-	-	6	-	-	-	-	-	-	-	-	18	-
Korea Anti-Doping Agency	NADO	KADA	9	-	-	4	-	-	2	-	-	3	-	-	18	-
Slovak Anti-Doping Agency	NADO	SADA	6	-	-	6	-	-	2	-	-	2	-	-	16	-
European Olympic Committees	Other-CS	EOC	14	-	-	-	-	-	-	-	-	-	-	-	14	-
CHN-Provincial Sports Bureau in China	Other	CHN-PSB	-	-	-	14	-	-	-	-	-	-	-	-	14	-
Slovenian Antidoping Organization	NADO	SLOADO	-	-	-	7	-	-	-	-	-	-	-	-	7	-
Lithuanian Anti-Doping Agency	NADO	LTU-NADO	-	-	-	5	-	-	-	-	-	-	-	-	5	-
UK Anti-Doping	NADO	UKAD	-	-	-	3	-	-	-	-	-	1	-	-	4	-
International University Sport Federation	Other-CS	FISU	-	-	-	1	-	-	-	-	-	1	-	-	2	-
Hungarian Anti-Doping Agency	NADO	HUNADO	-	-	-	1	-	-	-	-	-	-	-	-	1	-
			905	-	4	1527	-	-	71	-	-	393	1	-	2896	

Table 51: AIOWF Sport - Bobsleigh

Testing Authority (TA)	TA Category	ADAMS Code	Urine						Blood						Total Samples	% AAF
			IC			OOC			IC			OOC				
			Samples	ATF	AAF	Samples	ATF	AAF	Samples	ATF	AAF	Samples	ATF	AAF		
International Bobsleigh and Skeleton Federation	AIOWF	IBSF	210	-	1	90	-	-	4	-	-	23	-	-	327	0.3%
German National Anti-Doping Agency	NADO	NADA	48	-	-	222	-	-	-	-	-	51	-	-	321	-
Russian National Anti-Doping Organization	NADO	RUSADA	8	-	-	122	-	-	-	-	-	-	-	-	130	-
US Anti-Doping Agency	NADO	USADA	35	-	1	70	-	-	-	-	-	2	-	-	107	0.9%
Canadian Centre for Ethics in Sport	NADO	CCES	4	-	-	71	1	-	-	-	-	10	-	-	85	-
Anti-Doping Bureau of Latvia	NADO	LAT-NADO	-	-	-	56	-	-	-	-	-	7	-	-	63	-
UK Anti-Doping	NADO	UKAD	-	-	-	27	-	-	-	-	-	6	-	-	33	-
Antidoping Switzerland	NADO	ADCH	-	-	-	22	-	-	-	-	-	4	-	-	26	-
Italian National Anti-Doping Agency	NADO	NADO ITALIA	-	-	-	22	-	-	-	-	-	3	-	-	25	-
National Anti-Doping Agency Austria GmbH	NADO	NADA Austria	-	-	-	14	-	-	-	-	-	5	-	-	19	-
Korea Anti-Doping Agency	NADO	KADA	6	-	-	9	-	-	2	-	-	1	-	-	18	-
Romanian National Anti-Doping Agency	NADO	ANAD-Romania	5	-	-	6	-	-	-	-	-	5	-	-	16	-
Monaco Anti-Doping Committee	NADO	CMA Monaco	-	-	-	11	-	-	-	-	-	2	-	-	13	-
Czech Anti-Doping Committee	NADO	CADC	-	-	-	6	-	-	-	-	-	1	-	-	7	-
Jamaica Anti-Doping Commission	NADO	JADCO	-	-	-	5	-	-	-	-	-	2	-	-	7	-
China Anti-Doping Agency	NADO	CHINADA	2	-	-	5	-	-	-	-	-	-	-	-	7	-
French Anti-Doping Agency	NADO	AFLD-NADO	-	-	-	4	-	-	-	-	-	-	-	-	4	-
Doping Authority Netherlands	NADO	DAN	-	-	-	2	-	-	-	-	-	1	-	-	3	-
Japan Anti-Doping Agency	NADO	JADA	-	-	-	2	-	-	-	-	-	-	-	-	2	-
Anti-Doping Agency of Serbia	NADO	ADAS	-	-	-	2	-	-	-	-	-	-	-	-	2	-
Luxembourg NADO	NADO	ALAD	-	-	-	1	-	-	-	-	-	-	-	-	1	-
CHN-Provincial Sports Bureau in China	Other	CHN-PSB	-	-	-	1	-	-	-	-	-	-	-	-	1	-
			318	-	2	770	1	-	6	-	-	123	-	-	1217	

2019 Anti-Doping Testing Figures
Samples Analyzed and Reported by Accredited Laboratories in ADAMS

Table 52: AIOWF Sport - Curling

Testing Authority (TA)	TA Category	ADAMS Code	Urine						Blood						Total Samples	% AAF
			IC Samples	ATF	AAF	OOC Samples	ATF	AAF	IC Samples	ATF	AAF	OOC Samples	ATF	AAF		
World Curling Federation	AIOWF	WCF	33	-	-	61	-	-	-	-	-	-	-	-	94	-
Korea Anti-Doping Agency	NADO	KADA	34	-	-	12	-	-	-	-	-	-	-	-	46	-
Russian National Anti-Doping Organization	NADO	RUSADA	16	-	-	14	-	-	-	-	-	-	-	-	30	-
Japan Anti-Doping Agency	NADO	JADA	16	-	-	7	-	-	-	-	-	-	-	-	23	-
Canadian Centre for Ethics in Sport	NADO	CCES	19	-	1	1	-	-	-	-	-	-	-	-	20	5.0%
US Anti-Doping Agency	NADO	USADA	16	-	-	-	-	-	-	-	-	-	-	-	16	-
China Anti-Doping Agency	NADO	CHINADA	10	-	-	5	-	-	-	-	-	-	-	-	15	-
Hungarian Anti-Doping Agency	NADO	HUNADO	4	-	-	11	-	-	-	-	-	-	-	-	15	-
Italian National Anti-Doping Agency	NADO	NADO ITALIA	9	-	1	4	-	1	-	-	-	-	-	-	13	15.4%
European Olympic Committees	Other-CS	EOC	12	-	-	-	-	-	-	-	-	-	-	-	12	-
Antidoping Switzerland	NADO	ADCH	9	1	-	-	-	-	-	-	-	-	-	-	9	-
Swedish Sports Confederation	NADO	RF	8	1	-	-	-	-	-	-	-	-	-	-	8	-
German National Anti-Doping Agency	NADO	NADA	4	-	-	3	-	-	-	-	-	-	-	-	7	-
Qatar Antidoping Commission	NADO	QADC	-	-	-	5	-	1	-	-	-	-	-	-	5	20.0%
CHN-Provincial Sports Bureau in China	Other	CHN-PSB	-	-	-	4	-	-	-	-	-	-	-	-	4	-
UK Anti-Doping	NADO	UKAD	4	-	-	-	-	-	-	-	-	-	-	-	4	-
Czech Anti-Doping Committee	NADO	CADC	4	-	-	-	-	-	-	-	-	-	-	-	4	-
Finnish Center for Integrity in Sports	NADO	FINCIS	4	-	-	-	-	-	-	-	-	-	-	-	4	-
Doping Authority Netherlands	NADO	DAN	-	-	-	3	-	-	-	-	-	-	-	-	3	-
Turkish Anti Doping Commission	NADO	TADC	2	-	-	-	-	-	-	-	-	-	-	-	2	-
Anti-Doping Bureau of Latvia	NADO	LAT-NADO	2	-	-	-	-	-	-	-	-	-	-	-	2	-
			206	2	2	130	-	2	-	-	-	-	-	-	336	

Table 53: AIOWF Sport - Ice Hockey

Testing Authority (TA)	TA Category	ADAMS Code	Urine						Blood						Total Samples	% AAF
			IC Samples	ATF	AAF	OOC Samples	ATF	AAF	IC Samples	ATF	AAF	OOC Samples	ATF	AAF		
International Ice Hockey Federation	AIOWF	IIHF	713	-	4	351	-	2	70	-	-	141	-	-	1275	0.5%
Swedish Sports Confederation	NADO	RF	220	-	5	237	-	-	1	-	-	-	-	-	458	1.1%
Russian National Anti-Doping Organization	NADO	RUSADA	51	-	-	278	-	-	-	-	-	28	-	-	357	-
German National Anti-Doping Agency	NADO	NADA	104	-	-	201	-	-	3	-	-	24	-	-	332	-
Finnish Center for Integrity in Sports	NADO	FINCIS	92	-	-	105	-	-	6	-	-	17	-	-	220	-
Anti-Doping Norway	NADO	ADNO	111	-	3	43	-	-	4	-	-	1	-	-	159	1.9%
Antidoping Switzerland	NADO	ADCH	98	-	-	44	-	-	-	-	-	14	-	-	156	-
National Anti-Doping Agency Austria GmbH	NADO	NADA Austria	14	-	-	64	-	-	-	-	-	40	-	-	118	-
Polish Anti-Doping Agency	NADO	POLADA	76	-	1	27	-	-	-	-	-	12	-	-	115	0.9%
Romanian National Anti-Doping Agency	NADO	ANAD-Romania	18	-	-	45	-	-	2	-	-	36	-	-	101	-
Anti-Doping Denmark	NADO	ADD	46	-	-	44	-	-	-	-	-	6	-	-	96	-
French Anti-Doping Agency	NADO	AFLD-NADO	88	-	-	-	-	-	-	-	-	-	-	-	88	-
UK Anti-Doping	NADO	UKAD	11	-	-	65	1	-	-	-	-	10	-	-	86	-
Canadian Centre for Ethics in Sport	NADO	CCES	4	-	-	71	-	-	-	-	-	9	-	-	84	-
Hungarian Anti-Doping Agency	NADO	HUNADO	28	-	-	31	-	-	14	-	-	-	-	-	73	-
Czech Anti-Doping Committee	NADO	CADC	44	-	-	20	-	-	-	-	-	4	-	-	68	-
Korea Anti-Doping Agency	NADO	KADA	21	-	-	28	-	-	2	-	-	4	-	-	55	-
Japan Anti-Doping Agency	NADO	JADA	23	-	-	30	-	-	-	-	-	-	-	-	53	-
Italian National Anti-Doping Agency	NADO	NADO ITALIA	35	-	2	10	-	-	1	-	-	4	-	-	50	4.0%
Slovak Anti-Doping Agency	NADO	SADA	24	-	-	5	-	-	4	-	-	-	-	-	33	-
Spain National Anti-Doping Agency	NADO	ESP-NADO	29	-	-	-	-	-	2	-	-	-	-	-	31	-
Anti-Doping Bureau of Latvia	NADO	LAT-NADO	12	-	1	12	-	-	4	-	-	-	-	-	28	3.6%
Doping Control Agency of Thailand	NADO	DCAT	-	-	-	27	-	-	-	-	-	-	-	-	27	-
Doping Authority Netherlands	NADO	DAN	8	-	-	18	-	-	-	-	-	-	-	-	26	-
National Anti-doping Center of Ukraine	NADO	NADC Ukraine	-	-	-	22	-	-	-	-	-	2	-	-	24	-
China Anti-Doping Agency	NADO	CHINADA	16	-	-	6	-	-	-	-	-	1	-	1	23	4.3%
Belarus National Anti-Doping Agency	NADO	BNADA	11	-	-	8	-	-	-	-	-	2	-	-	21	-
CHN-Provincial Sports Bureau in China	Other	CHN-PSB	-	-	-	15	-	-	-	-	-	-	-	-	15	-
Slovenian Antidoping Organization	NADO	SLOADO	4	-	-	10	-	-	-	-	-	-	-	-	14	-
French Community of Belgium NADO	NADO	BEL-CFWB	12	-	2	-	-	-	1	-	-	-	-	-	13	15.4%
European Olympic Committees	Other-CS	EOC	10	-	-	-	-	-	-	-	-	-	-	-	10	-
Lithuanian Anti-Doping Agency	NADO	LTU-NADO	4	-	-	4	1	-	-	-	-	-	-	-	8	-
Turkish Anti Doping Commission	NADO	TADC	4	-	-	-	-	-	-	-	-	-	-	-	4	-
South East Asian Games Federation	Other	SEAGF	2	-	-	-	-	-	2	-	-	-	-	-	4	-
Kazakhstan National Anti-Doping Centre	NADO	KAZ-NADO	-	-	-	3	-	-	-	-	-	-	-	-	3	-
International University Sport Federation	Other-CS	FISU	2	-	-	-	-	-	-	-	-	-	-	-	2	-
Hong Kong Anti-Doping Committee	NADO	HKG-ADC	-	-	-	2	-	-	-	-	-	-	-	-	2	-
National Olympic and Sports Association of Iceland	NADO	ISL-NADO	2	-	-	-	-	-	-	-	-	-	-	-	2	-
Qatar Antidoping Commission	NADO	QADC	-	-	-	1	-	-	-	-	-	-	-	-	1	-
			1937	-	18	1827	2	2	116	-	-	355	-	1	4235	

2019 Anti-Doping Testing Figures
Samples Analyzed and Reported by Accredited Laboratories in ADAMS

Table 54: AIOWF Sport - Luge

Testing Authority (TA)	TA Category	ADAMS Code	Urine						Blood						Total Samples	% AAF
			IC			OOC			IC			OOC				
			Samples	ATF	AAF	Samples	ATF	AAF	Samples	ATF	AAF	Samples	ATF	AAF		
International Luge Federation	AIOWF	FIL	90	-	-	48	-	-	6	-	-	3	-	-	147	-
German National Anti-Doping Agency	NADO	NADA	14	-	-	93	-	1	-	-	-	18	-	-	125	0.8%
Russian National Anti-Doping Organization	NADO	RUSADA	-	-	-	51	-	-	-	-	-	-	-	-	51	-
Anti-Doping Bureau of Latvia	NADO	LAT-NADO	-	-	-	34	-	-	-	-	-	5	-	-	39	-
Canadian Centre for Ethics in Sport	NADO	CCES	4	-	-	25	-	-	-	-	-	5	-	-	34	-
Italian National Anti-Doping Agency	NADO	NADO ITALIA	-	-	-	22	-	-	-	-	-	3	-	-	25	-
Romanian National Anti-Doping Agency	NADO	ANAD-Romania	-	-	-	10	-	-	-	-	-	10	-	-	20	-
National Anti-Doping Agency Austria GmbH	NADO	NADA Austria	6	-	-	12	-	-	-	-	-	2	-	-	20	-
US Anti-Doping Agency	NADO	USADA	-	-	-	18	-	-	-	-	-	-	-	-	18	-
UK Anti-Doping	NADO	UKAD	-	-	-	6	-	-	-	-	-	1	-	-	7	-
China Anti-Doping Agency	NADO	CHINADA	4	-	-	3	-	-	-	-	-	-	-	-	7	-
Turkish Anti Doping Commission	NADO	TADC	4	-	-	-	-	-	-	-	-	-	-	-	4	-
Antidoping Switzerland	NADO	ADCH	-	-	-	4	-	-	-	-	-	-	-	-	4	-
Korea Anti-Doping Agency	NADO	KADA	-	-	-	3	-	-	-	-	-	1	-	-	4	-
Anti-Doping Agency of Serbia	NADO	ADAS	-	-	-	2	-	-	-	-	-	-	-	-	2	-
Japan Anti-Doping Agency	NADO	JADA	-	-	-	2	-	-	-	-	-	-	-	-	2	-
Czech Anti-Doping Committee	NADO	CADC	-	-	-	1	-	-	-	-	-	1	-	-	2	-
			122	-	-	334	-	1	6	-	-	49	-	-	511	

Table 55: AIOWF Sport - Skating

Testing Authority (TA)	TA Category	ADAMS Code	Urine						Blood						Total Samples	% AAF
			IC			OOC			IC			OOC				
			Samples	ATF	AAF	Samples	ATF	AAF	Samples	ATF	AAF	Samples	ATF	AAF		
International Skating Union	AIOWF	ISU	635	-	3	252	-	-	72	-	-	19	-	-	978	0.3%
China Anti-Doping Agency	NADO	CHINADA	405	-	-	290	1	1	6	-	-	22	-	-	723	0.1%
Russian National Anti-Doping Organization	NADO	RUSADA	95	-	-	196	-	-	6	-	-	4	-	-	301	-
German National Anti-Doping Agency	NADO	NADA	139	-	-	88	-	-	46	-	-	19	-	-	292	-
Doping Authority Netherlands	NADO	DAN	110	-	1	64	-	-	-	-	-	23	-	-	197	0.5%
Canadian Centre for Ethics in Sport	NADO	CCES	35	-	-	99	-	-	16	-	-	21	-	-	171	-
US Anti-Doping Agency	NADO	USADA	66	-	1	95	-	-	-	-	-	9	-	-	170	0.6%
Japan Anti-Doping Agency	NADO	JADA	50	-	-	99	-	-	-	-	-	17	-	-	166	-
Italian National Anti-Doping Agency	NADO	NADO ITALIA	63	-	-	79	-	-	6	-	-	15	-	-	163	-
Korea Anti-Doping Agency	NADO	KADA	94	-	-	47	-	-	8	-	-	10	-	-	159	-
Polish Anti-Doping Agency	NADO	POLADA	72	1	-	56	-	-	-	-	-	23	-	-	151	-
CHN-National Federations in China	Other	CHN-NF	52	-	-	40	-	-	-	CHN-	-	3	-	-	95	-
CHN-Provincial Sports Bureau in China	Other	CHN-PSB	-	-	-	83	-	-	-	-	-	-	-	-	83	-
Finnish Center for Integrity in Sports	NADO	FINCIS	20	-	-	32	-	-	2	-	-	7	-	-	61	-
Hungarian Anti-Doping Agency	NADO	HUNADO	23	-	-	31	-	1	-	-	-	5	-	-	59	1.7%
Kazakhstan National Anti-Doping Centre	NADO	KAZ-NADO	-	-	-	50	-	-	-	-	-	-	-	-	50	-
Anti-Doping Norway	NADO	ADNO	1	-	-	29	-	-	-	-	-	5	-	-	35	-
Swedish Sports Confederation	NADO	RF	20	-	-	12	-	-	-	-	-	1	-	-	33	-
French Anti-Doping Agency	NADO	AFLD-NADO	26	-	1	1	-	-	-	-	-	-	-	-	27	3.7%
Belarus National Anti-Doping Agency	NADO	BNADA	14	-	-	8	-	-	-	-	-	3	-	-	25	-
Romanian National Anti-Doping Agency	NADO	ANAD-Romania	-	-	-	15	-	-	-	-	-	9	-	-	24	-
National Anti-Doping Agency Austria GmbH	NADO	NADA Austria	12	-	-	11	-	-	-	-	-	1	-	-	24	-
Anti-Doping Bureau of Latvia	NADO	LAT-NADO	-	-	-	16	-	-	-	-	-	6	-	-	22	-
Antidoping Switzerland	NADO	ADCH	9	-	-	10	-	-	-	-	-	2	-	-	21	-
European Olympic Committees	Other-CS	EOC	17	-	-	-	-	-	-	-	-	-	-	-	17	-
Estonian Anti-Doping Agency	NADO	EADA	3	-	-	8	-	-	-	-	-	3	-	-	14	-
Australian Sports Anti-Doping Authority	NADO	ASADA	8	-	-	6	-	-	-	-	-	-	-	-	14	-
Czech Anti-Doping Committee	NADO	CADC	9	-	-	3	-	-	-	-	-	1	-	-	13	-
UK Anti-Doping	NADO	UKAD	2	-	-	8	-	-	-	-	-	1	-	-	11	-
Association of National Olympic Committees	Other-CS	ANOC	8	-	-	-	-	-	1	-	-	-	-	-	9	-
Chilean National Anti-Doping Commission	NADO	CHI-NADO	-	-	-	8	-	1	-	-	-	-	-	-	8	12.5%
South East Asian Games Federation	Other	SEAGF	5	-	-	-	-	-	2	-	-	-	-	-	7	-
NADO Flanders	NADO	NADOF	6	1	-	-	-	-	-	-	-	-	-	-	6	-
National Anti-doping Center of Ukraine	NADO	NADC Ukraine	6	-	1	-	-	-	-	-	-	-	-	-	6	16.7%
Mongolian National Anti-Doping Organization	NADO	MGL-NADO	3	-	-	3	-	-	-	-	-	-	-	-	6	-
Anti-Doping Singapore	NADO	ADS	4	-	-	1	-	-	-	-	-	-	-	-	5	-
Turkish Anti Doping Commission	NADO	TADC	4	-	-	-	-	-	-	-	-	-	-	-	4	-
Cuban National Anti-Doping Agency	NADO	CUB-NADO	-	-	-	4	-	-	-	-	-	-	-	-	4	-
Portugal Anti-Doping Agency	NADO	AdoP	4	-	-	-	-	-	-	-	-	-	-	-	4	-
Ecuador NADO	NADO	ECU-NADO	-	-	-	3	-	-	-	-	-	-	-	-	3	-
Luxembourg NADO	NADO	ALAD	-	-	-	3	-	-	-	-	-	-	-	-	3	-
Qatar Antidoping Commission	NADO	QADC	-	-	-	3	-	-	-	-	-	-	-	-	3	-
Drug Free Sport New Zealand	NADO	DFSNZ	-	-	-	2	-	-	-	-	-	-	-	-	2	-
Anti-Doping Agency of Serbia	NADO	ADAS	2	-	-	-	-	-	-	-	-	-	-	-	2	-
Hong Kong Anti-Doping Committee	NADO	HKG-ADC	-	-	-	1	-	-	-	-	-	-	-	-	1	-
Spain National Anti-Doping Agency	NADO	ESP-NADO	-	-	-	1	-	-	-	-	-	-	-	-	1	-
International University Sport Federation	Other-CS	FISU	1	-	-	-	-	-	-	-	-	-	-	-	1	-
			2023	2	7	1757	1	3	165	-	-	229	-	-	4174	

2019 Anti-Doping Testing Figures
Samples Analyzed and Reported by Accredited Laboratories in ADAMS

Table 56: AIOWF Sport - Skiing

Testing Authority (TA)	TA Category	ADAMS Code	Urine						Blood						Total Samples	% AAF
			IC			OOC			IC			OOC				
			Samples	ATF	AAF	Samples	ATF	AAF	Samples	ATF	AAF	Samples	ATF	AAF		
International Ski Federation	AIOWF	FIS	735	-	-	663	-	1	88	-	-	293	-	-	1779	0.1%
Russian National Anti-Doping Organization	NADO	RUSADA	210	-	4	404	-	-	8	-	-	21	-	-	643	0.6%
German National Anti-Doping Agency	NADO	NADA	61	-	-	311	-	-	-	-	-	127	-	-	499	-
Italian National Anti-Doping Agency	NADO	NADO ITALIA	123	-	1	200	-	-	-	-	-	34	-	-	357	0.3%
Swedish Sports Confederation	NADO	RF	85	-	-	151	-	-	-	-	-	44	-	-	280	-
US Anti-Doping Agency	NADO	USADA	157	-	1	106	-	-	-	-	-	4	-	-	267	0.4%
China Anti-Doping Agency	NADO	CHINADA	143	1	-	102	-	2	1	-	-	6	-	-	252	0.8%
Anti-Doping Norway	NADO	ADNO	65	-	-	149	-	-	1	-	-	28	-	-	243	-
National Anti-Doping Agency Austria GmbH	NADO	NADA Austria	18	-	-	189	-	-	-	-	-	26	-	-	233	-
Finnish Center for Integrity in Sports	NADO	FINCIS	52	-	-	141	-	1	3	-	-	20	-	-	216	0.5%
Antidoping Switzerland	NADO	ADCH	12	-	-	143	-	-	-	-	-	30	-	-	185	-
Canadian Centre for Ethics in Sport	NADO	CCES	56	-	-	111	-	-	-	-	-	16	-	-	183	-
French Anti-Doping Agency	NADO	AFLD-NADO	108	-	1	53	-	-	-	-	-	1	-	-	162	0.6%
Korea Anti-Doping Agency	NADO	KADA	40	-	-	56	-	-	6	-	-	14	-	-	116	-
Kazakhstan National Anti-Doping Centre	NADO	KAZ-NADO	29	-	-	78	-	-	-	-	-	7	-	-	114	-
Japan Anti-Doping Agency	NADO	JADA	44	-	-	62	-	-	-	-	-	1	-	-	107	-
Polish Anti-Doping Agency	NADO	POLADA	41	-	-	35	-	-	-	-	-	4	-	-	80	-
Romanian National Anti-Doping Agency	NADO	ANAD-Romania	-	-	-	39	-	-	-	-	-	32	-	-	71	-
Czech Anti-Doping Committee	NADO	CADC	40	-	-	21	-	-	-	-	-	5	-	-	66	-
CHN-Provincial Sports Bureau in China	Other	CHN-PSB	-	-	-	59	-	-	-	-	-	-	-	-	59	-
Spain National Anti-Doping Agency	NADO	ESP-NADO	19	-	-	17	-	-	-	-	-	-	-	-	36	-
Estonian Anti-Doping Agency	NADO	EADA	8	-	-	15	-	-	2	-	-	8	-	-	33	-
Australian Sports Anti-Doping Authority	NADO	ASADA	-	-	-	27	-	-	-	-	-	3	-	-	30	-
European Olympic Committees	Other-CS	EOC	27	-	-	-	-	-	-	-	-	-	-	-	27	-
UK Anti-Doping	NADO	UKAD	4	-	-	17	-	-	-	-	-	3	-	-	24	-
Hungarian Anti-Doping Agency	NADO	HUNADO	-	-	-	23	-	-	-	-	-	-	-	-	23	-
Bulgarian Anti-doping Center	NADO	BUL-NADO	11	-	-	9	-	-	-	-	-	2	-	-	22	-
CHN-National Federations in China	Other	CHN-NF	21	-	-	-	-	-	1	-	-	-	-	-	22	-
Andorra National Anti-Doping Commission	NADO	AGAD	-	-	-	18	-	-	-	-	-	1	-	-	19	-
Slovenian Antidoping Organization	NADO	SLOADO	-	-	-	19	-	-	-	-	-	-	-	-	19	-
Belarus National Anti-Doping Agency	NADO	BNADA	4	-	-	13	-	-	-	-	-	2	-	-	19	-
Drug Free Sport New Zealand	NADO	DFSNZ	-	-	-	17	-	-	-	-	-	-	-	-	17	-
Slovak Anti-Doping Agency	NADO	SADA	6	-	-	5	-	-	2	-	-	-	-	-	13	-
Anti-Doping Bureau of Latvia	NADO	LAT-NADO	4	-	-	3	-	-	1	-	-	1	-	-	9	-
Doping Authority Netherlands	NADO	DAN	8	-	-	1	-	-	-	-	-	-	-	-	9	-
Liechtenstein Olympic Committee	NADO	LOC	-	-	-	8	-	-	-	-	-	1	-	-	9	-
Agency for Anti-Doping Control of Bosnia and Herzegovina	NADO	BiH-NADO	-	-	-	7	-	-	-	-	-	-	-	-	7	-
Monaco Anti-Doping Committee	NADO	CMA Monaco	-	-	-	6	-	-	-	-	-	1	-	-	7	-
International University Sport Federation	Other-CS	FISU	5	-	-	-	-	-	1	-	-	-	-	-	6	-
Luxembourg NADO	NADO	ALAD	-	-	-	3	-	-	-	-	-	1	-	-	4	-
Turkish Anti Doping Commission	NADO	TADC	4	-	-	-	-	-	-	-	-	-	-	-	4	-
Anti-Doping Agency of Serbia	NADO	ADAS	4	-	-	-	-	-	-	-	-	-	-	-	4	-
Armenian National Anti-Doping Organization	NADO	ARM-NADO	-	-	-	2	-	-	-	-	-	-	-	-	2	-
			2144	1	7	3283	-	4	114	-	-	736	-	-	6277	

2019 Anti-Doping Testing Figures
Samples Analyzed and Reported by Accredited Laboratories in ADAMS

Table 57: ARISF Sport - Air Sports

Testing Authority (TA)	TA Category	ADAMS Code	Urine						Blood						Total Samples	% AAF
			IC			OOC			IC			OOC				
			Samples	ATF	AAF	Samples	ATF	AAF	Samples	ATF	AAF	Samples	ATF	AAF		
World Air Sports Federation	ARISF	FAI	22	1	-	4	-	-	-	-	-	-	-	-	26	-
Anti-Doping Norway	NADO	ADNO	20	-	-	-	-	-	-	-	-	-	-	-	20	-
German National Anti-Doping Agency	NADO	NADA	8	-	1	-	-	-	-	-	-	-	-	-	8	13%
Qatar Antidoping Commission	NADO	QADC	-	-	-	7	-	-	-	-	-	-	-	-	7	-
Italian National Anti-Doping Agency	NADO	NADO ITALIA	4	-	-	-	-	-	-	-	-	-	-	-	4	-
Czech Anti-Doping Committee	NADO	CADC	4	-	-	-	-	-	-	-	-	-	-	-	4	-
Hellenic National Council for Combatting Doping	NADO	ESKAN	3	-	1	-	-	-	-	-	-	-	-	-	3	33%
Anti-Doping Agency of Serbia	NADO	ADAS	2	-	-	-	-	-	-	-	-	-	-	-	2	-
Swedish Sports Confederation	NADO	RF	1	-	-	-	-	-	-	-	-	-	-	-	1	-
Romanian National Anti-Doping Agency	NADO	ANAD-Romania	-	-	-	1	-	-	-	-	-	-	-	-	1	-
			64	1	2	12	-	-	-	-	-	-	-	-	76	

Table 58: ARISF Sport - American Football

Testing Authority (TA)	TA Category	ADAMS Code	Urine						Blood						Total Samples	% AAF
			IC			OOC			IC			OOC				
			Samples	ATF	AAF	Samples	ATF	AAF	Samples	ATF	AAF	Samples	ATF	AAF		
Swedish Sports Confederation	NADO	RF	64	-	2	72	-	1	-	-	-	-	-	-	136	2.2%
Finnish Center for Integrity in Sports	NADO	FINCIS	42	-	-	43	-	-	4	-	-	5	-	-	94	-
German National Anti-Doping Agency	NADO	NADA	43	-	-	19	-	-	-	-	-	28	-	-	90	-
Anti-Doping Norway	NADO	ADNO	45	-	4	37	-	1	-	-	-	1	-	-	83	6.0%
Canadian Centre for Ethics in Sport	NADO	CCES	11	-	1	55	-	-	6	-	-	-	-	-	72	1.4%
National Anti-Doping Agency Austria GmbH	NADO	NADA Austria	20	-	1	32	-	-	-	-	-	12	-	-	64	2%
Mexican National Anti-Doping Committee	NADO	MEX-NADO	29	6	-	22	3	1	-	-	-	-	-	-	51	2.0%
Italian National Anti-Doping Agency	NADO	NADO ITALIA	31	-	3	14	-	-	-	-	-	5	-	-	50	6.0%
Anti-Doping Denmark	NADO	ADD	18	-	2	22	-	-	2	-	-	-	-	-	42	4.8%
Czech Anti-Doping Committee	NADO	CADC	12	-	1	8	-	-	-	-	-	2	-	-	22	5%
Anti-Doping Agency of Serbia	NADO	ADAS	17	-	2	-	-	-	2	-	-	-	-	-	19	11%
International Federation of American Football	ARISF	IFAF	12	-	1	-	-	-	-	-	-	-	-	-	12	8.3%
Japan Anti-Doping Agency	NADO	JADA	12	-	-	-	-	-	-	-	-	-	-	-	12	-
Antidoping Switzerland	NADO	ADCH	9	-	-	-	-	-	1	-	-	-	-	-	10	-
Spain National Anti-Doping Agency	NADO	ESP-NADO	8	-	1	-	-	-	-	-	-	-	-	-	8	13%
NADO Flanders	NADO	NADOF	6	-	-	-	-	-	-	-	-	-	-	-	6	-
Sport Ireland	NADO	SI	5	-	-	-	-	-	-	-	-	-	-	-	5	-
Hungarian Anti-Doping Agency	NADO	HUNADO	4	-	-	-	-	-	-	-	-	-	-	-	4	-
Israeli NADO	NADO	ISR-NADO	-	-	-	1	-	-	-	-	-	-	-	-	1	-
			388	6	18	325	3	3	15	-	-	53	-	-	781	

Table 59: ARISF Sport - Automobile

Testing Authority (TA)	TA Category	ADAMS Code	Urine						Blood						Total Samples	% AAF
			IC			OOC			IC			OOC				
			Samples	ATF	AAF	Samples	ATF	AAF	Samples	ATF	AAF	Samples	ATF	AAF		
International Automobile Federation	ARISF	FIA	124	1	2	14	-	-	-	-	-	-	-	-	138	1%
UK Anti-Doping	NADO	UKAD	30	-	-	-	-	-	-	-	-	-	-	-	30	-
Sport Ireland	NADO	SI	27	-	1	-	-	-	-	-	-	-	-	-	27	3.7%
Portugal Anti-Doping Agency	NADO	ADoP	19	-	3	-	-	-	-	-	-	-	-	-	19	15.8%
German National Anti-Doping Agency	NADO	NADA	18	-	-	-	-	-	-	-	-	-	-	-	18	-
Australian Sports Anti-Doping Authority	NADO	ASADA	13	-	-	1	-	-	-	-	-	-	-	-	14	-
Spain National Anti-Doping Agency	NADO	ESP-NADO	14	-	1	-	-	-	-	-	-	-	-	-	14	7.1%
French Community of Belgium NADO	NADO	BEL-CFWB	12	-	-	-	-	-	-	-	-	-	-	-	12	-
NADO Flanders	NADO	NADOF	12	-	-	-	-	-	-	-	-	-	-	-	12	-
National Anti Doping Agency -India	NADO	IND-NADO	12	-	1	-	-	-	-	-	-	-	-	-	12	8%
Brasillian Authority on Anti-Doping Control	NADO	ABCD	5	-	-	6	-	-	-	-	-	-	-	-	11	-
Swedish Sports Confederation	NADO	RF	8	-	-	-	-	-	-	-	-	-	-	-	8	-
French Anti-Doping Agency	NADO	AFLD-NADO	8	-	-	-	-	-	-	-	-	-	-	-	8	-
Finnish Center for Integrity in Sports	NADO	FINCIS	8	-	-	-	-	-	-	-	-	-	-	-	8	-
Antidoping Switzerland	NADO	ADCH	6	-	-	-	-	-	-	-	-	-	-	-	6	-
Drug Free Sport New Zealand	NADO	DFSNZ	6	-	-	-	-	-	-	-	-	-	-	-	6	-
Doping Authority Netherlands	NADO	DAN	4	-	1	-	-	-	-	-	-	-	-	-	4	25%
Czech Anti-Doping Committee	NADO	CADC	4	-	-	-	-	-	-	-	-	-	-	-	4	-
Anti-Doping Norway	NADO	ADNO	3	-	-	-	-	-	-	-	-	-	-	-	3	-
Costa Rica NADO	NADO	CRC-NADO	3	-	-	-	-	-	-	-	-	-	-	-	3	-
Uruguay Anti-Doping	NADO	URU-NADO	3	-	-	-	-	-	-	-	-	-	-	-	3	-
NADO-DG Eupen - Belgium	NADO	IADO-DG Eupe	3	-	1	-	-	-	-	-	-	-	-	-	3	33%
Italian National Anti-Doping Agency	NADO	NADO ITALIA	3	-	-	-	-	-	-	-	-	-	-	-	3	-
Japan Anti-Doping Agency	NADO	JADA	2	-	-	-	-	-	-	-	-	-	-	-	2	-
Anti-Doping Agency of Serbia	NADO	ADAS	2	-	1	-	-	-	-	-	-	-	-	-	2	50%
Turkish Anti Doping Commission	NADO	TADC	2	-	-	-	-	-	-	-	-	-	-	-	2	-
Anti-Doping Bureau of Latvia	NADO	LAT-NADO	2	-	-	-	-	-	-	-	-	-	-	-	2	-
Monaco Anti-Doping Committee	NADO	CMA Monaco	-	-	-	2	-	-	-	-	-	-	-	-	2	-
Romanian National Anti-Doping Agency	NADO	ANAD-Romania	1	-	-	-	-	-	-	-	-	-	-	-	1	-
Luxembourg NADO	NADO	ALAD	-	-	-	1	-	-	-	-	-	-	-	-	1	-
			354	1	11	24	-	-	-	-	-	-	-	-	378	

2019 Anti-Doping Testing Figures
Samples Analyzed and Reported by Accredited Laboratories in ADAMS

Table 60: ARISF Sport - Bandy

Testing Authority (TA)	TA Category	ADAMS Code	Urine						Blood						Total Samples	% AAF
			IC			OOC			IC			OOC				
			Samples	ATF	AAF	Samples	ATF	AAF	Samples	ATF	AAF	Samples	ATF	AAF		
International Federation of Bandy	ARISF	FIB	30	-	-	26	-	-	-	-	-	4	-	-	60	-
Swedish Sports Confederation	NADO	RF	24	-	1	20	-	-	-	-	-	-	-	-	44	2.3%
Russian National Anti-Doping Organization	NADO	RUSADA	20	-	1	-	-	-	-	-	-	-	-	-	20	5.0%
Finnish Center for Integrity in Sports	NADO	FINCIS	8	-	-	6	-	-	-	-	-	2	-	-	16	-
International University Sport Federation	Other-CS	FISU	-	-	-	2	-	-	-	-	-	1	-	-	3	-
Kazakhstan National Anti-Doping Centre	NADO	KAZ-NADO	-	-	-	1	-	-	-	-	-	-	-	-	1	-
Anti-Doping Norway	NADO	ADNO	-	-	-	1	-	-	-	-	-	-	-	-	1	-
			82	-	2	56	-	-	-	-	-	7	-	-	145	

Table 61: ARISF Sport - Baseball

Testing Authority (TA)	TA Category	ADAMS Code	Urine						Blood						Total Samples	% AAF
			IC			OOC			IC			OOC				
			Samples	ATF	AAF	Samples	ATF	AAF	Samples	ATF	AAF	Samples	ATF	AAF		
Korea Anti-Doping Agency	NADO	KADA	53	-	1	147	1	2	5	-	-	3	-	-	208	1.4%
World Baseball Softball Confederation	ARISF	WBSC	97	-	-	97	-	-	-	-	-	-	-	-	194	-
German National Anti-Doping Agency	NADO	NADA	57	-	-	50	-	-	10	-	-	6	-	-	123	-
Australian Sports Anti-Doping Authority	NADO	ASADA	37	-	1	55	-	-	-	-	-	11	-	-	103	1.0%
Italian National Anti-Doping Agency	NADO	NADO ITALIA	58	-	1	12	-	-	2	-	-	4	-	-	76	1.3%
Pan American Sports Organization	Other-CS	PASO	12	-	1	24	1	1	4	-	-	-	-	-	40	5%
Cuban National Anti-Doping Agency	NADO	CUB-NADO	-	-	-	34	-	-	-	-	-	-	-	-	34	-
Mexican National Anti-Doping Committee	NADO	MEX-NADO	-	-	-	30	2	2	-	-	-	-	-	-	30	7%
Canadian Centre for Ethics in Sport	NADO	CCES	7	-	-	17	-	-	-	-	-	3	-	-	27	-
Doping Authority Netherlands	NADO	DAN	24	-	-	3	-	-	-	-	-	-	-	-	27	-
Czech Anti-Doping Committee	NADO	CADC	16	-	2	8	-	-	-	-	-	2	-	-	26	8%
Japan Anti-Doping Agency	NADO	JADA	16	-	-	10	-	-	-	-	-	-	-	-	26	-
China Anti-Doping Agency	NADO	CHINADA	16	-	-	2	-	-	-	-	-	-	-	-	18	-
Russian National Anti-Doping Organization	NADO	RUSADA	13	-	2	5	-	-	-	-	-	-	-	-	18	11%
Federacion Dominicana de Medicina del Deporte	NADO	FEDOMEDE	-	-	-	16	-	1	-	-	-	-	-	-	16	6%
Central American RADO	RADO	RADO-CAM	12	-	4	3	-	-	-	-	-	-	-	-	15	27%
National Anti-Doping Agency Austria GmbH	NADO	NADA Austria	-	-	-	12	-	-	-	-	-	2	-	-	14	-
South East Asian Games Federation	Other	SEAGF	14	-	-	-	-	-	-	-	-	-	-	-	14	-
Swedish Sports Confederation	NADO	RF	9	-	-	4	-	-	-	-	-	-	-	-	13	-
Antidoping Switzerland	NADO	ADCH	9	-	-	-	-	-	-	-	-	-	-	-	9	-
Colombian NADO	NADO	COL-NADO	5	-	2	4	-	-	-	-	-	-	-	-	9	22%
Spain National Anti-Doping Agency	NADO	ESP-NADO	-	-	-	8	-	-	-	-	-	-	-	-	8	-
French Community of Belgium NADO	NADO	BEL-CFWB	6	-	1	-	-	-	-	-	-	-	-	-	6	17%
French Anti-Doping Agency	NADO	AFLD-NADO	4	-	-	-	-	-	-	-	-	-	-	-	4	-
Romanian National Anti-Doping Agency	NADO	ANAD-Romania	4	-	-	-	-	-	-	-	-	-	-	-	4	-
CHN-Provincial Sports Bureau in China	Other	CHN-PSB	-	-	-	4	-	-	-	-	-	-	-	-	4	-
Hungarian Anti-Doping Agency	NADO	HUNADO	3	-	-	-	-	-	-	-	-	-	-	-	3	-
Hong Kong Anti-Doping Committee	NADO	HKG-ADC	-	-	-	2	-	-	-	-	-	-	-	-	2	-
Puerto Rico Anti-Doping Organization	NADO	PUR-NADO	-	-	-	2	-	-	-	-	-	-	-	-	2	-
Caribbean RADO	RADO	CAR-RADO	-	-	-	1	-	-	-	-	-	-	-	-	1	-
Anti-Doping Agency of Serbia	NADO	ADAS	1	-	-	-	-	-	-	-	-	-	-	-	1	-
Anti-Doping Commission, Chinese Taipei Olympic Committee	NADO	CTADA	1	-	-	-	-	-	-	-	-	-	-	-	1	-
Aruba National Anti-Doping Organization	NADO	ARU-NADO	1	-	-	-	-	-	-	-	-	-	-	-	1	-
			475	-	15	550	4	6	21	-	-	31	-	-	1077	

Table 62: ARISF Sport - Basque Pelota

Testing Authority (TA)	TA Category	ADAMS Code	Urine						Blood						Total Samples	% AAF
			IC			OOC			IC			OOC				
			Samples	ATF	AAF	Samples	ATF	AAF	Samples	ATF	AAF	Samples	ATF	AAF		
Mexican National Anti-Doping Committee	NADO	MEX-NADO	-	-	-	76	-	4	-	-	-	-	-	-	76	5%
French Anti-Doping Agency	NADO	AFLD-NADO	20	-	-	5	-	-	-	-	-	-	-	-	25	-
Cuban National Anti-Doping Agency	NADO	CUB-NADO	-	-	-	21	-	-	-	-	-	-	-	-	21	-
International Federation of Basque Pelota	ARISF	FIPV	16	-	-	-	-	-	-	-	-	-	-	-	16	-
Pan American Sports Organization	Other-CS	PASO	10	-	-	1	-	-	2	-	-	-	-	-	13	-
Basque Anti-Doping Agency	Other	ESP-Vasco	-	-	-	4	-	-	-	-	-	-	-	-	4	-
Uruguay Anti-Doping	NADO	URU-NADO	-	-	-	1	-	-	-	-	-	-	-	-	1	-
Central American RADO	RADO	RADO-CAM	-	-	-	1	-	-	-	-	-	-	-	-	1	-
			46	-	-	109	-	4	2	-	-	-	-	-	157	

2019 Anti-Doping Testing Figures
Samples Analyzed and Reported by Accredited Laboratories in ADAMS

Table 63: ARISF Sport - Billiards Sports

Testing Authority (TA)	TA Category	ADAMS Code	Urine						Blood						Total Samples	% AAF
			IC			OOC			IC			OOC				
			Samples	ATF	AAF	Samples	ATF	AAF	Samples	ATF	AAF	Samples	ATF	AAF		
German National Anti-Doping Agency	NADO	NADA	38	-	1	-	-	-	-	-	-	-	-	-	38	3%
World Confederation of Billiards Sports	ARISF	WCBS	25	-	-	-	-	-	-	-	-	-	-	-	25	-
Portugal Anti-Doping Agency	NADO	ADoP	21	-	-	-	-	-	-	-	-	-	-	-	21	-
Doping Authority Netherlands	NADO	DAN	21	-	2	-	-	-	-	-	-	-	-	-	21	10%
I.R Iran National Anti-Doping Organization	NADO	IRI-NADO	9	-	1	-	-	-	-	-	-	-	-	-	9	11%
Japan Anti-Doping Agency	NADO	JADA	9	-	-	-	-	-	-	-	-	-	-	-	9	-
Polish Anti-Doping Agency	NADO	POLADA	4	-	-	-	-	-	-	-	-	-	-	-	4	-
Turkish Anti Doping Commission	NADO	TADC	4	-	1	-	-	-	-	-	-	-	-	-	4	25%
Qatar Antidoping Commission	NADO	QADC	-	-	-	-	4	-	-	-	-	-	-	-	4	-
Korea Anti-Doping Agency	NADO	KADA	4	-	-	-	-	-	-	-	-	-	-	-	4	-
Spain National Anti-Doping Agency	NADO	ESP-NADO	4	-	-	-	-	-	-	-	-	-	-	-	4	-
Italian National Anti-Doping Agency	NADO	NADO ITALIA	4	-	1	-	-	-	-	-	-	-	-	-	4	25%
European Pocket Billiard Federation	Other	EPBF	3	-	-	-	-	-	-	-	-	-	-	-	3	-
Hong Kong Anti-Doping Committee	NADO	HKG-ADC	-	-	-	-	3	-	-	-	-	-	-	-	3	-
National Anti-Doping Agency Austria GmbH	NADO	NADA Austria	-	-	-	-	3	-	-	-	-	-	-	-	3	-
Anti-Doping Commission of Malta	NADO	MLT-NADO	2	-	-	-	-	-	-	-	-	-	-	-	2	-
Colombian NADO	NADO	COL-NADO	2	-	-	-	-	-	-	-	-	-	-	-	2	-
Egyptian National Anti-doping Organization	NADO	EGY-NADO	-	-	-	-	2	-	-	-	-	-	-	-	2	-
Anti-Doping Agency of Serbia	NADO	ADAS	2	-	1	-	-	-	-	-	-	-	-	-	2	50%
			152	-	7	-	12	-	-	-	-	-	-	-	164	

Table 64: ARISF Sport - Boules Sports

Testing Authority (TA)	TA Category	ADAMS Code	Urine						Blood						Total Samples	% AAF
			IC			OOC			IC			OOC				
			Samples	ATF	AAF	Samples	ATF	AAF	Samples	ATF	AAF	Samples	ATF	AAF		
World Confederation of Boules Sports	ARISF	CMSB	38	-	-	-	1	-	-	-	-	-	-	-	39	-
French Anti-Doping Agency	NADO	AFLD-NADO	10	2	-	-	2	-	-	-	-	2	-	-	14	-
German National Anti-Doping Agency	NADO	NADA	10	-	-	-	-	-	-	-	-	-	-	-	10	-
International Federation of Boules Sport	Other	FIB - Boules	10	-	-	-	-	-	-	-	-	-	-	-	10	-
Oceania RADO	RADO	O-RADO	5	-	1	-	1	-	-	-	-	-	-	-	6	17%
Italian National Anti-Doping Agency	NADO	NADO ITALIA	4	-	-	-	-	-	-	-	-	-	-	-	4	-
Turkish Anti Doping Commission	NADO	TADC	4	-	-	-	-	-	-	-	-	-	-	-	4	-
Monaco Anti-Doping Committee	NADO	CMA Monaco	4	-	1	-	-	-	-	-	-	-	-	-	4	25%
Korea Anti-Doping Agency	NADO	KADA	2	-	-	-	-	-	-	-	-	-	-	-	2	-
Canadian Centre for Ethics in Sport	NADO	CCES	2	-	-	-	-	-	-	-	-	-	-	-	2	-
			89	2	2	-	4	-	-	-	-	2	-	-	95	

Table 65: ARISF Sport - Bowling

Testing Authority (TA)	TA Category	ADAMS Code	Urine						Blood						Total Samples	% AAF
			IC			OOC			IC			OOC				
			Samples	ATF	AAF	Samples	ATF	AAF	Samples	ATF	AAF	Samples	ATF	AAF		
Korea Anti-Doping Agency	NADO	KADA	14	-	-	-	8	-	-	-	-	-	-	-	22	-
Japan Anti-Doping Agency	NADO	JADA	16	-	-	-	-	-	-	-	-	-	-	-	16	-
US Anti-Doping Agency	NADO	USADA	12	-	-	-	1	-	-	-	-	-	-	-	13	-
World Bowling	ARISF	WB	5	-	-	-	4	-	-	-	-	-	-	-	9	-
Mexican National Anti-Doping Committee	NADO	MEX-NADO	-	-	-	-	9	-	-	-	-	-	-	-	9	-
Italian National Anti-Doping Agency	NADO	NADO ITALIA	8	-	-	-	-	-	-	-	-	-	-	-	8	-
Doping Control Agency of Thailand	NADO	DCAT	-	-	-	-	8	-	-	-	-	-	-	-	8	-
Canadian Centre for Ethics in Sport	NADO	CCES	5	-	-	-	2	-	-	-	-	-	-	-	7	-
Pan American Sports Organization	Other-CS	PASO	7	-	1	-	-	-	-	-	-	-	-	-	7	14%
German National Anti-Doping Agency	NADO	NADA	6	-	-	-	-	-	-	-	-	-	-	-	6	-
Doping Authority Netherlands	NADO	DAN	6	-	-	-	-	-	-	-	-	-	-	-	6	-
Colombian NADO	NADO	COL-NADO	4	-	-	-	-	-	-	-	-	-	-	-	4	-
Lembaga Anti-Doping Indonesia	NADO	LADI	-	-	-	-	4	-	-	-	-	-	-	-	4	-
Anti-Doping Agency of Serbia	NADO	ADAS	4	-	-	-	-	-	-	-	-	-	-	-	4	-
Qatar Antidoping Commission	NADO	QADC	-	-	-	-	3	-	-	-	-	-	-	-	3	-
Hong Kong Anti-Doping Committee	NADO	HKG-ADC	-	-	-	-	3	-	-	-	-	-	-	-	3	-
Turkish Anti Doping Commission	NADO	TADC	2	-	-	-	-	-	-	-	-	-	-	-	2	-
Anti-Doping Commission, Chinese Taipei Olympic Commi	NADO	CTADA	2	-	-	-	-	-	-	-	-	-	-	-	2	-
Caribbean RADO	RADO	CAR-RADO	-	-	-	-	2	-	-	-	-	-	-	-	2	-
Romanian National Anti-Doping Agency	NADO	ANAD-Romania	-	-	-	-	1	-	-	-	-	-	-	-	1	-
			91	-	1	-	45	-	-	-	-	-	-	-	136	

Table 66: ARISF Sport - Bridge

Testing Authority (TA)	TA Category	ADAMS Code	Urine						Blood						Total Samples	% AAF
			IC			OOC			IC			OOC				
			Samples	ATF	AAF	Samples	ATF	AAF	Samples	ATF	AAF	Samples	ATF	AAF		
World Bridge Federation	ARISF	WBF	15	-	-	-	-	-	-	-	-	-	-	-	15	-
Portugal Anti-Doping Agency	NADO	ADoP	4	-	1	-	-	-	-	-	-	-	-	-	4	25%
Italian National Anti-Doping Agency	NADO	NADO ITALIA	2	-	-	-	-	-	-	-	-	-	-	-	2	-
Turkish Anti Doping Commission	NADO	TADC	2	-	-	-	-	-	-	-	-	-	-	-	2	-
Anti-Doping Agency of Serbia	NADO	ADAS	2	-	-	-	-	-	-	-	-	-	-	-	2	-
Hong Kong Anti-Doping Committee	NADO	HKG-ADC	-	-	-	-	2	-	-	-	-	-	-	-	2	-
			25	-	1	-	2	-	-	-	-	-	-	-	27	

2019 Anti-Doping Testing Figures
Samples Analyzed and Reported by Accredited Laboratories in ADAMS

Table 67: AIMS Sport - Cheer

Testing Authority (TA)	TA Category	ADAMS Code	Urine						Blood						Total Samples	% AAF
			IC			OOC			IC			OOC				
			Samples	ATF	AAF	Samples	ATF	AAF	Samples	ATF	AAF	Samples	ATF	AAF		
Anti-Doping Norway	NADO	ADNO	30	-	2	47	-	-	-	-	-	2	-	-	79	3%
International Cheer Union	ARISF	ICU	42	1	1	2	-	1	8	-	-	-	-	-	52	4%
Canadian Centre for Ethics in Sport	NADO	CCES	-	-	-	6	-	1	-	-	-	-	-	-	6	17%
			72	1	3	55	-	2	8	-	-	2	-	-	137	

Table 68: ARISF Sport - Chess

Testing Authority (TA)	TA Category	ADAMS Code	Urine						Blood						Total Samples	% AAF
			IC			OOC			IC			OOC				
			Samples	ATF	AAF	Samples	ATF	AAF	Samples	ATF	AAF	Samples	ATF	AAF		
World Chess Federation	ARISF	FIDE	38	-	1	-	-	-	-	-	-	-	-	-	38	3%
German National Anti-Doping Agency	NADO	NADA	15	-	-	-	-	-	-	-	-	-	-	-	15	-
National Anti Doping Agency -India	NADO	IND-NADO	7	-	-	-	-	-	-	-	-	-	-	-	7	-
Romanian National Anti-Doping Agency	NADO	ANAD-Romania	-	-	-	3	-	-	-	-	-	-	-	-	3	-
Turkish Anti Doping Commission	NADO	TADC	2	-	-	-	-	-	-	-	-	-	-	-	2	-
Italian National Anti-Doping Agency	NADO	NADO ITALIA	2	-	-	-	-	-	-	-	-	-	-	-	2	-
Anti-Doping Agency of Serbia	NADO	ADAS	2	-	-	-	-	-	-	-	-	-	-	-	2	-
Portugal Anti-Doping Agency	NADO	ADoP	2	-	-	-	-	-	-	-	-	-	-	-	2	-
Hungarian Anti-Doping Agency	NADO	HUNADO	-	-	-	2	-	-	-	-	-	-	-	-	2	-
Argentina National Anti-Doping Agency	NADO	ARG-CNAD	1	-	-	-	-	-	-	-	-	-	-	-	1	-
			69	-	1	5	-	-	-	-	-	-	-	-	74	

Table 69: ARISF Sport - Cricket

Testing Authority (TA)	TA Category	ADAMS Code	Urine						Blood						Total Samples	% AAF
			IC			OOC			IC			OOC				
			Samples	ATF	AAF	Samples	ATF	AAF	Samples	ATF	AAF	Samples	ATF	AAF		
International Cricket Council	ARISF	ICC	135	-	-	346	-	-	-	-	-	38	-	-	519	-
UK Anti-Doping	NADO	UKAD	126	-	1	118	-	-	-	-	-	76	-	-	320	0.3%
Board of Control for Cricket in India	Other	IND-BCCI	148	-	5	48	-	-	-	-	-	-	-	-	196	3%
Australian Sports Anti-Doping Authority	NADO	ASADA	20	-	-	82	-	-	-	-	-	27	-	-	129	-
Drug Free Sport New Zealand	NADO	DFSNZ	34	-	-	45	-	-	-	-	-	-	-	-	79	-
South African Institute for Drug-Free Sport	NADO	SAIDS	40	-	-	16	-	-	-	-	-	7	-	-	63	-
Pakistan Cricket Board	Other	PAK-CR	27	-	-	21	-	-	-	-	-	-	-	-	48	-
National Anti Doping Agency -India	NADO	IND-NADO	22	-	-	18	-	-	-	-	-	-	-	-	40	-
Anti-Doping Organization of Pakistan	NADO	ADOPak	34	-	-	-	-	-	-	-	-	-	-	-	34	-
Jamaica Anti-Doping Commission	NADO	JADCO	-	-	-	22	-	-	-	-	-	7	-	-	29	-
Bangladesh Cricket Board	Other	BAN-BCB	21	-	-	6	-	-	-	-	-	-	-	-	27	-
Doping Authority Netherlands	NADO	DAN	22	-	2	1	-	-	-	-	-	-	-	-	23	9%
Sri Lanka Anti Doping Agency	NADO	SRI-NADO	16	-	-	-	-	-	-	-	-	-	-	-	16	-
West Indies Cricket Board	Other	WICB	6	-	-	9	-	-	-	-	-	-	-	-	15	-
Italian National Anti-Doping Agency	NADO	NADO ITALIA	8	-	-	-	-	-	1	-	-	-	-	-	9	-
Oceania RADO	RADO	O-RADO	4	-	-	1	-	-	-	-	-	-	-	-	5	-
Sport Ireland	NADO	SI	4	-	-	-	-	-	-	-	-	-	-	-	4	-
Africa Zone VI RADO	RADO	AFR-RADO-VI	-	-	-	4	-	-	-	-	-	-	-	-	4	-
South Asia RADO	RADO	S-ASIA-RADO	-	-	-	3	-	-	-	-	-	-	-	-	3	-
Caribbean RADO	RADO	CAR-RADO	-	-	-	1	-	-	-	-	-	-	-	-	1	-
			667	-	8	741	-	-	1	-	-	155	-	-	1564	

Table 70: ARISF Sport - DanceSport

Testing Authority (TA)	TA Category	ADAMS Code	Urine						Blood						Total Samples	% AAF
			IC			OOC			IC			OOC				
			Samples	ATF	AAF	Samples	ATF	AAF	Samples	ATF	AAF	Samples	ATF	AAF		
World DanceSport Federation	ARISF	WDSF	115	-	-	22	-	-	10	-	-	-	-	-	147	-
German National Anti-Doping Agency	NADO	NADA	40	-	2	57	-	-	-	-	-	6	-	-	103	2%
Japan Anti-Doping Agency	NADO	JADA	31	-	-	-	-	-	-	-	-	-	-	-	31	-
Korea Anti-Doping Agency	NADO	KADA	10	-	-	-	-	-	5	-	-	-	-	-	15	-
Doping Authority Netherlands	NADO	DAN	13	-	1	-	-	-	-	-	-	-	-	-	13	8%
Romanian National Anti-Doping Agency	NADO	ANAD-Romania	11	-	-	-	-	-	-	-	-	-	-	-	11	-
Anti-Doping Denmark	NADO	ADD	4	-	1	7	-	-	-	-	-	-	-	-	11	9%
Italian National Anti-Doping Agency	NADO	NADO ITALIA	8	-	1	-	-	-	1	-	-	-	-	-	9	11%
Spain National Anti-Doping Agency	NADO	ESP-NADO	8	-	-	-	-	-	-	-	-	-	-	-	8	-
Hungarian Anti-Doping Agency	NADO	HUNADO	6	-	-	-	-	-	-	-	-	-	-	-	6	-
French Anti-Doping Agency	NADO	AFLD-NADO	4	-	-	-	-	-	-	-	-	-	-	-	4	-
Anti-Doping Commission, Chinese Taipei Olympic Committee	NADO	CTADA	4	-	-	-	-	-	-	-	-	-	-	-	4	-
Polish Anti-Doping Agency	NADO	POLADA	4	-	-	-	-	-	-	-	-	-	-	-	4	-
Anti-Doping Norway	NADO	ADNO	4	-	-	-	-	-	-	-	-	-	-	-	4	-
Finnish Center for Integrity in Sports	NADO	FINCIS	4	-	-	-	-	-	-	-	-	-	-	-	4	-
Swedish Sports Confederation	NADO	RF	3	-	-	-	-	-	-	-	-	-	-	-	3	-
Anti-Doping Agency of Serbia	NADO	ADAS	2	-	-	-	-	-	-	-	-	-	-	-	2	-
			271	-	5	86	-	-	16	-	-	6	-	-	379	

2019 Anti-Doping Testing Figures
Samples Analyzed and Reported by Accredited Laboratories in ADAMS

Table 71: ARISF Sport - Floorball

Testing Authority (TA)	TA Category	ADAMS Code	Urine						Blood						Total Samples	% AAF
			IC			OOC			IC			OOC				
			Samples	ATF	AAF	Samples	ATF	AAF	Samples	ATF	AAF	Samples	ATF	AAF		
International Floorball Federation	ARISF	IFF	60	-	-	40	-	-	-	-	-	-	-	-	100	-
Finnish Center for Integrity in Sports	NADO	FINCIS	50	-	-	44	-	-	2	-	-	3	-	-	99	-
Swedish Sports Confederation	NADO	RF	18	-	-	59	-	1	-	-	-	-	-	77	1.3%	
Antidoping Switzerland	NADO	ADCH	32	-	-	9	-	-	-	-	-	-	-	41	-	
Anti-Doping Norway	NADO	ADNO	34	-	-	-	-	-	-	-	-	-	-	34	-	
Czech Anti-Doping Committee	NADO	CADC	12	-	-	4	-	-	-	-	-	-	-	16	-	
Anti-Doping Bureau of Latvia	NADO	LAT-NADO	12	-	1	-	-	-	1	-	-	-	-	13	8%	
Doping Authority Netherlands	NADO	DAN	9	-	-	-	-	-	-	-	-	-	-	9	-	
Slovak Anti-Doping Agency	NADO	SADA	8	-	-	-	-	-	1	-	-	-	-	9	-	
German National Anti-Doping Agency	NADO	NADA	8	-	-	-	-	-	-	-	-	-	-	8	-	
Anti-Doping Singapore	NADO	ADS	-	-	-	7	-	-	-	-	-	-	-	7	-	
			243	-	1	163	-	1	4	-	-	3	-	-	413	

Table 72: ARISF Sport - Flying Disc

Testing Authority (TA)	TA Category	ADAMS Code	Urine						Blood						Total Samples	% AAF
			IC			OOC			IC			OOC				
			Samples	ATF	AAF	Samples	ATF	AAF	Samples	ATF	AAF	Samples	ATF	AAF		
World Flying Disc Federation	ARISF	WFDF	7	-	-	1	-	-	-	-	-	-	-	-	8	-
Japan Anti-Doping Agency	NADO	JADA	8	-	-	-	-	-	-	-	-	-	-	-	8	-
Hungarian Anti-Doping Agency	NADO	HUNADO	-	-	-	5	-	-	-	-	-	-	-	-	5	-
German National Anti-Doping Agency	NADO	NADA	4	-	-	-	-	-	-	-	-	-	-	4	-	
			19	-	-	6	-	-	-	-	-	-	-	-	25	

Table 73: AIMS Sport - Icestocksport

Testing Authority (TA)	TA Category	ADAMS Code	Urine						Blood						Total Samples	% AAF
			IC			OOC			IC			OOC				
			Samples	ATF	AAF	Samples	ATF	AAF	Samples	ATF	AAF	Samples	ATF	AAF		
International Federation Icestocksport	ARISF	IFI	25	-	-	13	-	-	2	-	-	3	-	-	43	-
German National Anti-Doping Agency	NADO	NADA	11	-	-	-	-	-	-	-	-	-	-	-	11	-
Italian National Anti-Doping Agency	NADO	NADO ITALIA	-	-	-	4	-	-	-	-	-	-	-	-	4	-
			36	-	-	17	-	-	2	-	-	3	-	-	58	

Table 74: ARISF Sport - Karate

Testing Authority (TA)	TA Category	ADAMS Code	Urine						Blood						Total Samples	% AAF
			IC			OOC			IC			OOC				
			Samples	ATF	AAF	Samples	ATF	AAF	Samples	ATF	AAF	Samples	ATF	AAF		
World Karate Federation	ARISF	WKF	176	-	1	91	-	-	10	-	-	17	-	-	294	0%
Azerbaijan National Anti-Doping Agency	NADO	AMADA	48	-	1	77	-	1	-	-	-	8	-	-	133	2%
Egyptian National Anti-doping Organization	NADO	EGY-NADO	-	-	-	65	-	-	-	-	-	-	-	-	65	-
German National Anti-Doping Agency	NADO	NADA	20	-	-	33	-	-	2	-	-	4	-	-	59	-
Russian National Anti-Doping Organization	NADO	RUSADA	16	-	2	41	-	-	-	-	-	-	-	-	57	4%
French Anti-Doping Agency	NADO	AFLD-NADO	20	2	2	31	-	-	-	-	-	5	-	-	56	4%
Pan American Sports Organization	Other-CS	PASO	35	-	1	15	-	-	-	-	-	3	-	-	53	2%
European Olympic Committees	Other-CS	EOC	16	-	-	23	-	-	2	-	-	5	-	-	46	-
Spain National Anti-Doping Agency	NADO	ESP-NADO	18	-	-	21	-	-	2	-	-	1	-	-	42	-
Chilean National Anti-Doping Commission	NADO	CHI-NADO	26	-	-	15	-	-	-	-	-	-	-	-	41	-
Italian National Anti-Doping Agency	NADO	NADO ITALIA	15	-	-	20	-	-	-	-	-	5	-	-	40	-
China Anti-Doping Agency	NADO	CHINADA	32	-	-	7	-	-	-	-	-	1	-	-	40	-
Mexican National Anti-Doping Committee	NADO	MEX-NADO	-	-	-	34	1	1	-	-	-	-	-	-	34	3%
Japan Anti-Doping Agency	NADO	JADA	14	-	-	19	-	1	-	-	-	-	-	-	33	3%
Kazakhstan National Anti-Doping Centre	NADO	KAZ-NADO	-	-	-	31	-	-	-	-	-	-	-	-	31	-
US Anti-Doping Agency	NADO	USADA	24	-	1	6	-	-	-	-	-	-	-	-	30	3%
I.R Iran National Anti-Doping Organization	NADO	IRI-NADO	13	-	1	10	-	-	-	-	-	-	-	-	23	4%
Croatian Institute of Public Health	NADO	CIPH	7	-	-	11	-	-	-	-	-	3	-	-	21	-
Doping Authority Netherlands	NADO	DAN	13	-	1	7	-	-	-	-	-	-	-	-	20	5%
Africa Zone I RADO	RADO	AFR-RADO-I	6	-	-	14	-	-	-	-	-	-	-	-	20	-
Belarus National Anti-Doping Agency	NADO	BNADA	2	-	-	14	-	-	-	-	-	2	-	-	18	-
Anti-Doping Commission, Chinese Taipei Olympic Committee	NADO	CTADA	10	-	-	6	-	-	1	-	-	1	-	-	18	-
Turkish Anti Doping Commission	NADO	TADC	13	-	-	5	-	-	-	-	-	-	-	-	18	-
Anti-Doping Norway	NADO	ADNO	10	-	-	7	-	-	-	-	-	1	-	-	18	-
French Community of Belgium NADO	NADO	BEL-CFWB	16	-	1	-	-	-	2	-	-	-	-	-	18	6%
Australian Sports Anti-Doping Authority	NADO	ASADA	9	-	-	6	-	-	-	-	-	3	-	-	18	-
CHN-Provincial Sports Bureau in China	Other	CHN-PSB	6	-	-	11	-	-	-	-	-	-	-	-	17	-
Brasilian Authority on Anti-Doping Control	NADO	ABCD	-	-	-	12	-	-	-	-	-	4	-	-	16	-
Hungarian Anti-Doping Agency	NADO	HUNADO	-	-	-	16	-	-	-	-	-	-	-	-	16	-
Comité d'Organisation des Jeux Africains	Other	COJA	15	-	-	-	-	-	-	-	-	-	-	-	15	-
National Anti-Doping Agency Austria GmbH	NADO	NADA Austria	-	-	-	12	-	-	-	-	-	2	-	-	14	-
Canadian Centre for Ethics in Sport	NADO	CCES	6	-	1	5	-	-	3	-	-	-	-	-	14	7%
Peru National Anti-Doping Commission	NADO	CONAD PERU	-	-	-	14	-	-	-	-	-	-	-	-	14	-
Nigerian National Anti-Doping Committee	NADO	NGR-NADO	10	-	-	4	-	-	-	-	-	-	-	-	14	-
Anti-Doping Agency of Serbia	NADO	ADAS	11	-	-	2	-	-	1	-	-	-	-	-	14	-
Bulgarian Anti-doping Center	NADO	BUL-NADO	6	-	-	6	-	-	-	-	-	1	-	-	13	-
Colombian NADO	NADO	COL-NADO	3	-	-	9	-	-	-	-	-	-	-	-	12	-
Agency for Anti-Doping Control of Bosnia and Herzegovina	NADO	BIH-NADO	-	-	-	10	-	-	-	-	-	2	-	-	12	-
Hong Kong Anti-Doping Committee	NADO	HKG-ADC	-	-	-	12	-	-	-	-	-	-	-	-	12	-
Saudi Arabian Antidoping Committee	NADO	KSA-NADO	12	-	-	-	-	-	-	-	-	-	-	-	12	-

2019 Anti-Doping Testing Figures
Samples Analyzed and Reported by Accredited Laboratories in ADAMS

Table 74: ARISF Sport - Karate - continued

Testing Authority (TA)	TA Category	ADAMS Code	Urine						Blood						Total Samples	% AAF
			IC			OOC			IC			OOC				
			Samples	ATF	AAF	Samples	ATF	AAF	Samples	ATF	AAF	Samples	ATF	AAF		
South East Asian Games Federation	Other	SEAGF	11	-	-	-	-	-	-	-	-	-	-	-	11	-
Anti-Doping Agency of Kenya	NADO	ADAK	-	-	-	11	-	-	-	-	-	-	-	-	11	-
Anti-Doping Bureau of Latvia	NADO	LAT-NADO	3	-	-	6	-	-	1	-	-	1	-	-	11	-
Antidoping Switzerland	NADO	ADCH	6	-	-	5	-	-	-	-	-	-	-	-	11	-
World Karate Organization	Other-CS	WKO	10	-	-	-	-	-	-	-	-	-	-	-	10	-
Finnish Center for Integrity in Sports	NADO	FINCIS	5	-	-	3	-	-	-	-	-	1	-	-	9	-
Sports Bureau of Macao SAR Government	Other	MAC-NADO	9	-	-	-	-	-	-	-	-	-	-	-	9	-
Estonian Anti-Doping Agency	NADO	EADA	3	-	-	5	-	-	-	-	-	1	-	-	9	-
National Anti-Doping Commission of Macedonia	NADO	MKD-NADO	8	-	-	-	-	-	-	-	-	-	-	-	8	-
Association of National Olympic Committees	Other-CS	ANOC	8	-	-	-	-	-	-	-	-	-	-	-	8	-
Ecuador NADO	NADO	ECU-NADO	-	-	-	7	-	-	-	-	-	-	-	-	7	-
CHN-National Federations in China	Other	CHN-NF	-	-	-	7	-	-	-	-	-	-	-	-	7	-
Jordan Anti-doping Organization	NADO	JADO	-	-	-	6	-	-	-	-	-	-	-	-	6	-
National Anti-doping Center of Ukraine	NADO	NADC Ukraine	-	-	-	6	-	-	-	-	-	-	-	-	6	-
South East Asia RADO	RADO	SE-ASIA-RADO	-	-	-	4	-	-	-	-	-	-	-	-	6	-
Anti-Doping Denmark	NADO	ADD	2	-	-	4	-	-	-	-	-	-	-	-	6	-
National Anti-Doping Agency of Tunisia	NADO	ANAD	-	-	-	5	-	-	-	-	-	1	-	-	6	-
Romanian National Anti-Doping Agency	NADO	ANAD-Romania	4	-	-	1	-	-	1	-	-	-	-	-	6	-
Anti-Doping Commission of Montenegro	NADO	MNE-NADO	4	-	-	2	-	-	-	-	-	-	-	-	6	-
Qatar Antidoping Commission	NADO	QADC	-	-	-	4	-	-	-	-	-	1	-	-	5	-
Anti-Doping Agency of Malaysia	NADO	ADAMAS	-	-	-	5	-	-	-	-	-	-	-	-	5	-
Central American RADO	RADO	RADO-CAM	-	-	-	5	-	-	-	-	-	-	-	-	5	-
Cuban National Anti-Doping Agency	NADO	CUB-NADO	-	-	-	4	-	-	-	-	-	-	-	-	4	-
Argentina National Anti-Doping Agency	NADO	ARG-CNAD	-	-	-	4	-	-	-	-	-	-	-	-	4	-
Czech Anti-Doping Committee	NADO	CADC	4	-	-	-	-	-	-	-	-	-	-	-	4	-
Africa Zone VI RADO	RADO	AFR-RADO-VI	-	-	-	4	-	-	-	-	-	-	-	-	4	-
UK Anti-Doping	NADO	UKAD	-	-	-	3	-	-	-	-	-	1	-	-	4	-
Swedish Sports Confederation	NADO	RF	4	-	-	-	-	-	-	-	-	-	-	-	4	-
Drug Free Sport New Zealand	NADO	DFSNZ	4	-	-	-	-	-	-	-	-	-	-	-	4	-
South Asia RADO	RADO	S-ASIA-RADO	2	-	-	2	-	-	-	-	-	-	-	-	4	-
South African Institute for Drug-Free Sport	NADO	SAIDS	3	-	-	-	-	-	-	-	-	-	-	-	3	-
Lembaga Anti-Doping Indonesia	NADO	LADI	-	-	-	3	-	-	-	-	-	-	-	-	3	-
South American RADO	RADO	RADO-SAM	-	-	-	3	-	-	-	-	-	-	-	-	3	-
Uruguay Anti-Doping	NADO	URU-NADO	-	-	-	2	-	-	-	-	-	-	-	-	2	-
Anti-Doping Paraguay	NADO	PAR-NADO	-	-	-	2	-	-	-	-	-	-	-	-	2	-
Vietnam Anti-Doping & Sports Medicine Agency	NADO	VADA	-	-	-	2	-	-	-	-	-	-	-	-	2	-
Central Asia RADO	RADO	RADOCA-RADO	-	-	-	2	-	-	-	-	-	-	-	-	2	-
Georgian Anti-Doping Agency	NADO	GEO-NADO	-	-	-	1	-	-	-	-	-	-	-	-	1	-
Common Community Commission (Brussels)	NADO	COCOM	-	-	-	1	-	-	-	-	-	-	-	-	1	-
San Marino Standing Committee on Anti-Doping	NADO	SMR-NADO	-	-	-	1	-	-	-	-	-	-	-	-	1	-
Luxembourg NADO	NADO	ALAD	-	-	-	1	-	-	-	-	-	-	-	-	1	-
West Asia RADO	RADO	W-ASIA-RADO	-	-	-	1	-	-	-	-	-	-	-	-	1	-
			718	2	12	846	1	3	25	-	-	74	-	-	1663	

Table 75: ARISF Sport - Kickboxing

Testing Authority (TA)	TA Category	ADAMS Code	Urine						Blood						Total Samples	% AAF
			IC			OOC			IC			OOC				
			Samples	ATF	AAF	Samples	ATF	AAF	Samples	ATF	AAF	Samples	ATF	AAF		
Portugal Anti-Doping Agency	NADO	ADoP	95	-	6	-	-	-	-	-	-	-	-	-	95	6%
French Anti-Doping Agency	NADO	AFLD-NADO	50	-	7	16	-	1	-	-	-	-	-	-	66	12%
World Association of Kickboxing Organizations	ARISF	WAKO	20	-	-	33	-	-	-	-	-	7	-	-	60	-
Polish Anti-Doping Agency	NADO	POLADA	12	-	1	32	-	-	-	-	-	4	-	-	48	2%
Anti-Doping Norway	NADO	ADNO	21	-	2	25	-	-	-	-	-	2	-	-	48	4%
Anti-Doping Denmark	NADO	ADD	-	-	-	26	-	-	-	-	-	1	-	-	27	-
National Anti-Doping Agency Austria GmbH	NADO	NADA Austria	6	-	-	16	-	1	-	-	-	3	-	-	25	4%
Agency for Anti-Doping Control of Bosnia and Herzegovina	NADO	BIH-NADO	6	-	-	16	-	-	3	-	-	-	-	-	25	-
Spain National Anti-Doping Agency	NADO	ESP-NADO	11	-	1	11	-	-	3	-	-	-	-	-	25	4%
NADO Flanders	NADO	NADOF	24	-	2	-	-	-	-	-	-	-	-	-	24	8%
Swedish Sports Confederation	NADO	RF	4	-	-	16	-	-	-	-	-	-	-	-	20	-
Anti-Doping Agency of Serbia	NADO	ADAS	7	-	1	6	-	-	-	-	-	-	-	-	13	8%
German National Anti-Doping Agency	NADO	NADA	8	-	-	-	-	-	4	-	-	-	-	-	12	-
Italian National Anti-Doping Agency	NADO	NADO ITALIA	8	-	1	-	-	-	3	-	-	-	-	-	11	9%
South East Asian Games Federation	Other	SEAGF	8	-	-	-	-	-	2	-	-	-	-	-	10	-
Bulgarian Anti-doping Center	NADO	BUL-NADO	4	-	-	5	1	-	-	-	-	1	-	-	10	-
Finnish Center for Integrity in Sports	NADO	FINCIS	5	-	-	3	-	-	2	-	-	-	-	-	10	-
Turkish Anti Doping Commission	NADO	TADC	8	1	-	-	-	-	-	-	-	-	-	-	8	-
Anti-Doping Commission of Malta	NADO	MLT-NADO	5	-	-	-	-	-	-	-	-	-	-	-	5	-
Israeli NADO	NADO	ISR-NADO	-	-	-	5	-	-	-	-	-	-	-	-	5	-
Korea Anti-Doping Agency	NADO	KADA	4	-	-	-	-	-	1	-	-	-	-	-	5	-
Anti-Doping Bureau of Latvia	NADO	LAT-NADO	4	-	1	-	-	-	-	-	-	-	-	-	4	25%
Czech Anti-Doping Committee	NADO	CADC	4	-	-	-	-	-	-	-	-	-	-	-	4	-
Hungarian Anti-Doping Agency	NADO	HUNADO	-	-	-	4	-	-	-	-	-	-	-	-	4	-
Jordan Anti-doping Organization	NADO	JADO	-	-	-	3	-	-	-	-	-	-	-	-	3	-
Sport Ireland	NADO	SI	2	-	-	-	-	-	-	-	-	-	-	-	2	-
Central Asia RADO	RADO	RADOCA-RADO	-	-	-	2	-	1	-	-	-	-	-	-	2	50%
Liechtenstein Olympic Committee	NADO	LOC	-	-	-	2	-	-	-	-	-	-	-	-	2	-
National Anti-doping Center of Ukraine	NADO	NADC Ukraine	-	-	-	1	-	-	-	-	-	-	-	-	1	-
Eastern Europe RADO	RADO	E-EUR-RADO	-	-	-	1	-	-	-	-	-	-	-	-	1	-
			316	1	22	223	1	3	18	-	-	18	-	-	575	

2019 Anti-Doping Testing Figures
Samples Analyzed and Reported by Accredited Laboratories in ADAMS

Table 76: ARISF Sport - Korfball

Testing Authority (TA)	TA Category	ADAMS Code	Urine						Blood						Total Samples	% AAF
			IC			OOC			IC			OOC				
			Samples	ATF	AAF	Samples	ATF	AAF	Samples	ATF	AAF	Samples	ATF	AAF		
Doping Authority Netherlands	NADO	DAN	26	-	-	5	-	-	-	-	-	-	-	-	31	-
International Korfball Federation	ARISF	IKF	18	-	-	3	-	-	-	-	-	3	1	-	24	-
NADO Flanders	NADO	NADOF	8	-	1	6	-	-	-	-	-	-	-	-	14	7%
Portugal Anti-Doping Agency	NADO	ADoP	9	-	-	-	-	-	-	-	-	-	-	-	9	-
Anti-Doping Commission, Chinese Taipei Olympic Committee	NADO	CTADA	4	-	-	-	-	-	-	-	-	-	-	-	4	-
Anti-Doping Agency of Serbia	NADO	ADAS	2	-	-	-	-	-	-	-	-	-	-	-	2	-
			67	-	1	14	-	-	-	-	-	3	1	-	84	

Table 77: ARISF Sport - Lacrosse

Testing Authority (TA)	TA Category	ADAMS Code	Urine						Blood						Total Samples	% AAF
			IC			OOC			IC			OOC				
			Samples	ATF	AAF	Samples	ATF	AAF	Samples	ATF	AAF	Samples	ATF	AAF		
World Lacrosse	ARISF	WL	17	-	-	15	-	-	4	-	-	1	-	-	37	-
Canadian Centre for Ethics in Sport	NADO	CCES	-	-	-	13	-	-	-	-	-	2	-	-	15	-
Czech Anti-Doping Committee	NADO	CADC	4	-	-	-	-	-	-	-	-	-	-	-	4	-
			21	-	-	28	-	-	4	-	-	3	-	-	56	

Table 78: ARISF Sport - Life Saving

Testing Authority (TA)	TA Category	ADAMS Code	Urine						Blood						Total Samples	% AAF
			IC			OOC			IC			OOC				
			Samples	ATF	AAF	Samples	ATF	AAF	Samples	ATF	AAF	Samples	ATF	AAF		
German National Anti-Doping Agency	NADO	NADA	44	-	-	43	-	-	2	-	-	8	-	-	97	-
Australian Sports Anti-Doping Authority	NADO	ASADA	47	-	-	39	-	-	-	-	-	1	-	-	87	-
Spain National Anti-Doping Agency	NADO	ESP-NADO	37	-	1	-	-	-	1	-	-	-	-	-	38	3%
International Life Saving Federation	ARISF	ILSF	20	-	-	9	-	-	-	-	-	1	-	-	30	-
Italian National Anti-Doping Agency	NADO	NADO ITALIA	22	-	-	-	-	-	4	-	-	-	-	-	26	-
CHN-Military Sport Department in China	Other	CHN-MSD	-	-	-	16	-	-	-	-	-	-	-	-	16	-
Doping Authority Netherlands	NADO	DAN	8	-	-	3	-	-	-	-	-	-	-	-	11	-
Drug Free Sport New Zealand	NADO	DFSNZ	7	-	-	-	-	-	-	-	-	-	-	-	7	-
French Anti-Doping Agency	NADO	AFLD-NADO	4	-	-	-	-	-	-	-	-	-	-	-	4	-
Japan Anti-Doping Agency	NADO	JADA	4	-	-	-	-	-	-	-	-	-	-	-	4	-
South African Institute for Drug-Free Sport	NADO	SAIDS	2	-	1	-	-	-	-	-	-	-	-	-	2	50%
			195	-	2	110	-	-	7	-	-	10	-	-	322	

Table 79: ARISF Sport - Motorcycling Racing

Testing Authority (TA)	TA Category	ADAMS Code	Urine						Blood						Total Samples	% AAF
			IC			OOC			IC			OOC				
			Samples	ATF	AAF	Samples	ATF	AAF	Samples	ATF	AAF	Samples	ATF	AAF		
International Motorcycling Federation	ARISF	FIM	258	-	1	2	-	-	12	-	-	-	-	-	272	0%
Polish Anti-Doping Agency	NADO	POLADA	39	-	-	6	-	-	-	-	-	-	-	-	45	-
Australian Sports Anti-Doping Authority	NADO	ASADA	29	-	4	-	-	-	-	-	-	-	-	-	29	14%
French Community of Belgium NADO	NADO	BEL-CFWB	24	-	1	-	-	-	-	-	-	-	-	-	24	4%
German National Anti-Doping Agency	NADO	NADA	20	-	-	-	-	-	-	-	-	-	-	-	20	-
Doping Authority Netherlands	NADO	DAN	17	-	-	1	-	-	-	-	-	-	-	-	18	-
Sport Ireland	NADO	SI	17	-	-	-	-	-	-	-	-	-	-	-	17	-
Anti-Doping Denmark	NADO	ADD	14	-	-	-	-	-	-	-	-	-	-	-	14	-
NADO Flanders	NADO	NADOF	13	-	-	-	-	-	-	-	-	-	-	-	13	-
Portugal Anti-Doping Agency	NADO	ADoP	12	-	1	-	-	-	-	-	-	-	-	-	12	8%
National Anti Doping Agency -India	NADO	IND-NADO	11	-	-	-	-	-	-	-	-	-	-	-	11	-
Antidoping Switzerland	NADO	ADCH	-	-	-	10	-	-	-	-	-	-	-	-	10	-
Japan Anti-Doping Agency	NADO	JADA	10	-	-	-	-	-	-	-	-	-	-	-	10	-
US Anti-Doping Agency	NADO	USADA	9	-	1	-	-	-	-	-	-	-	-	-	9	11%
French Anti-Doping Agency	NADO	AFLD-NADO	9	-	-	-	-	-	-	-	-	-	-	-	9	-
Anti-Doping Norway	NADO	ADNO	6	-	-	1	-	-	-	-	-	-	-	-	7	-
Swedish Sports Confederation	NADO	RF	7	-	1	-	-	-	-	-	-	-	-	-	7	14%
Finnish Center for Integrity in Sports	NADO	FINCIS	6	-	-	-	-	-	-	-	-	-	-	-	6	-
Romanian National Anti-Doping Agency	NADO	ANAD-Romania	-	-	-	5	-	-	-	-	-	-	-	-	5	-
Anti-Doping Bureau of Latvia	NADO	LAT-NADO	4	-	2	-	-	-	-	-	-	-	-	-	4	50%
Czech Anti-Doping Committee	NADO	CADC	4	-	-	-	-	-	-	-	-	-	-	-	4	-
Hungarian Anti-Doping Agency	NADO	HUNADO	3	-	-	-	-	-	-	-	-	-	-	-	3	-
Italian National Anti-Doping Agency	NADO	NADO ITALIA	2	-	-	-	-	-	-	-	-	-	-	-	2	-
Anti-Doping Agency of Serbia	NADO	ADAS	2	-	-	-	-	-	-	-	-	-	-	-	2	-
Turkish Anti Doping Commission	NADO	TADC	2	-	-	-	-	-	-	-	-	-	-	-	2	-
			518	-	11	25	-	-	12	-	-	-	-	-	555	

2019 Anti-Doping Testing Figures
Samples Analyzed and Reported by Accredited Laboratories in ADAMS

Table 80: ARISF Sport - Mountaineering and Climbing

Testing Authority (TA)	TA Category	ADAMS Code	Urine						Blood						Total Samples	% AAF
			IC			OOC			IC			OOC				
			Samples	ATF	AAF	Samples	ATF	AAF	Samples	ATF	AAF	Samples	ATF	AAF		
International Climbing and Mountaineering Federation	ARISF	UIAA	62	-	1	4	-	-	3	-	-	-	-	-	69	1%
Spain National Anti-Doping Agency	NADO	ESP-NADO	43	-	-	6	-	-	5	-	-	4	-	-	58	-
French Anti-Doping Agency	NADO	AFLD-NADO	18	-	-	4	-	-	-	-	-	1	-	-	23	-
National Anti-Doping Agency Austria GmbH	NADO	NADA Austria	-	-	-	8	-	-	-	-	-	1	-	-	9	-
Russian National Anti-Doping Organization	NADO	RUSADA	-	-	-	8	-	-	-	-	-	1	-	-	9	-
Romanian National Anti-Doping Agency	NADO	ANAD-Romania	-	-	-	4	-	-	-	-	-	4	-	-	8	-
Czech Anti-Doping Committee	NADO	CADC	7	-	-	-	-	-	-	-	-	-	-	-	7	-
French Community of Belgium NADO	NADO	BEL-CFWB	6	-	-	-	-	-	-	-	-	-	-	-	6	-
Portugal Anti-Doping Agency	NADO	ADoP	6	-	-	-	-	-	-	-	-	-	-	-	6	-
I.R Iran National Anti-Doping Organization	NADO	IRI-NADO	6	-	-	-	-	-	-	-	-	-	-	-	6	-
International Ski Mountaineering Federation	ARISF	ISMF	5	-	-	-	-	-	-	-	-	-	-	-	5	-
Anti-Doping Agency of Serbia	NADO	ADAS	4	-	-	-	-	-	-	-	-	-	-	-	4	-
Swedish Sports Confederation	NADO	RF	4	-	-	-	-	-	-	-	-	-	-	-	4	-
Korea Anti-Doping Agency	NADO	KADA	3	-	-	-	-	-	1	-	-	-	-	-	4	-
Andorra National Anti-Doping Commission	NADO	AGAD	2	-	-	2	-	-	-	-	-	-	-	-	4	-
Catalan Mountaineering and Climbing Federation	Other	ESP-FEEC	4	-	-	-	-	-	-	-	-	-	-	-	4	-
German National Anti-Doping Agency	NADO	NADA	-	-	-	1	-	-	-	-	-	1	-	-	2	-
			170	-	1	37	-	-	9	-	-	12	-	-	228	

Table 81: ARISF Sport - Muaythai

Testing Authority (TA)	TA Category	ADAMS Code	Urine						Blood						Total Samples	% AAF
			IC			OOC			IC			OOC				
			Samples	ATF	AAF	Samples	ATF	AAF	Samples	ATF	AAF	Samples	ATF	AAF		
International Federation of Muaythai Associations	ARISF	IFMA	95	1	6	28	-	1	2	-	-	5	-	-	130	5%
Swedish Sports Confederation	NADO	RF	24	-	1	21	-	-	-	-	-	-	-	-	45	2%
Doping Control Agency of Thailand	NADO	DCAT	30	-	-	11	-	-	-	-	-	2	-	-	43	-
French Anti-Doping Agency	NADO	AFLD-NADO	20	-	-	11	-	-	-	-	-	1	-	-	32	-
Portugal Anti-Doping Agency	NADO	ADoP	18	-	1	2	-	-	-	-	-	-	-	-	20	5%
United Arab Emirates National Anti-doping Committee	NADO	UAE-NADO	20	-	4	-	-	-	-	-	-	-	-	-	20	20%
South East Asian Games Federation	Other	SEAGF	10	-	-	-	-	-	4	-	-	-	-	-	14	-
NADO Flanders	NADO	NADOF	12	-	1	-	-	-	-	-	-	-	-	-	12	8%
Turkish Anti Doping Commission	NADO	TADC	10	-	1	-	-	-	-	-	-	-	-	-	10	10%
Thailand University Sport Board	Other	THA-UNI	10	-	1	-	-	-	-	-	-	-	-	-	10	10%
Kazakhstan National Anti-Doping Centre	NADO	KAZ-NADO	-	-	-	9	-	-	-	-	-	-	-	-	9	-
Australian Sports Anti-Doping Authority	NADO	ASADA	8	-	-	-	-	-	-	-	-	-	-	-	8	-
Finnish Center for Integrity in Sports	NADO	FINCIS	5	-	-	1	-	-	-	-	-	1	-	-	7	-
Spain National Anti-Doping Agency	NADO	ESP-NADO	6	-	1	-	-	-	-	-	-	-	-	-	6	17%
Anti-Doping Singapore	NADO	ADS	-	-	-	5	-	-	-	-	-	1	-	-	6	-
Hungarian Anti-Doping Agency	NADO	HUNADO	-	-	-	3	-	-	-	-	-	-	-	-	3	-
South East Asia RADO	RADO	SE-ASIA-RADC	-	-	-	3	-	-	-	-	-	-	-	-	3	-
Mexican National Anti-Doping Committee	NADO	MEX-NADO	-	-	-	2	-	-	-	-	-	-	-	-	2	-
Vietnam Anti-Doping & Sports Medicine Agency	NADO	VADA	-	-	-	2	-	-	-	-	-	-	-	-	2	-
Anti-Doping Agency of Malaysia	NADO	ADAMAS	-	-	-	2	-	-	-	-	-	-	-	-	2	-
Aruba National Anti-Doping Organization	NADO	ARU-NADO	1	-	1	-	-	-	-	-	-	-	-	-	1	100%
Israeli NADO	NADO	ISR-NADO	-	-	-	1	-	-	-	-	-	-	-	-	1	-
			269	1	17	101	-	1	6	-	-	10	-	-	386	

Table 82: ARISF Sport - Netball

Testing Authority (TA)	TA Category	ADAMS Code	Urine						Blood						Total Samples	% AAF
			IC			OOC			IC			OOC				
			Samples	ATF	AAF	Samples	ATF	AAF	Samples	ATF	AAF	Samples	ATF	AAF		
Australian Sports Anti-Doping Authority	NADO	ASADA	32	-	-	33	-	-	-	-	-	-	-	-	65	-
Drug Free Sport New Zealand	NADO	DFSNZ	18	-	-	23	-	-	-	-	-	-	-	-	41	-
Jamaica Anti-Doping Commission	NADO	JADCO	-	-	-	35	-	-	-	-	-	3	-	-	38	-
South African Institute for Drug-Free Sport	NADO	SAIDS	32	-	3	-	-	-	-	-	-	-	-	-	32	9%
UK Anti-Doping	NADO	UKAD	4	-	-	21	-	-	-	-	-	2	-	-	27	-
International Netball Federation	ARISF	INF	16	-	-	2	-	-	4	-	-	-	-	-	22	-
Oceania RADO	RADO	O-RADO	5	-	-	3	-	-	-	-	-	-	-	-	8	-
Anti-Doping Singapore	NADO	ADS	-	-	-	4	-	-	-	-	-	-	-	-	4	-
Anti-Doping Agency of Malaysia	NADO	ADAMAS	-	-	-	4	-	-	-	-	-	-	-	-	4	-
Sri Lanka Anti Doping Agency	NADO	SRI-NADO	-	-	-	3	-	-	-	-	-	-	-	-	3	-
South East Asia RADO	RADO	SE-ASIA-RADC	-	-	-	3	-	-	-	-	-	-	-	-	3	-
			107	-	3	131	-	-	4	-	-	5	-	-	247	

2019 Anti-Doping Testing Figures
Samples Analyzed and Reported by Accredited Laboratories in ADAMS

Table 83: ARISF Sport - Orienteering

Testing Authority (TA)	TA Category	ADAMS Code	Urine						Blood						Total Samples	% AAF
			IC			OOC			IC			OOC				
			Samples	ATF	AAF	Samples	ATF	AAF	Samples	ATF	AAF	Samples	ATF	AAF		
International Orienteering Federation	ARISF	IOF	62	-	-	22	-	-	5	-	-	-	-	-	89	-
Finnish Center for Integrity in Sports	NADO	FINCIS	22	-	-	25	-	-	-	-	-	7	-	-	54	-
Anti-Doping Norway	NADO	ADNO	11	-	-	27	-	-	-	-	-	3	-	-	41	-
Swedish Sports Confederation	NADO	RF	8	-	-	17	-	-	-	-	-	-	-	-	25	-
Spain National Anti-Doping Agency	NADO	ESP-NADO	20	-	-	-	-	-	1	-	-	-	-	-	21	-
Anti-Doping Denmark	NADO	ADD	4	-	-	16	-	-	-	-	-	1	-	-	21	-
National Anti-doping Center of Ukraine	NADO	NADC Ukraine	-	-	-	17	-	-	-	-	-	1	-	-	18	-
Czech Anti-Doping Committee	NADO	CADC	12	-	-	4	-	-	-	-	-	-	-	-	16	-
Antidoping Switzerland	NADO	ADCH	4	-	-	9	-	-	-	-	-	-	-	-	13	-
National Anti-Doping Agency Austria GmbH	NADO	NADA Austria	6	-	-	5	-	-	-	-	-	-	-	-	11	-
Canadian Centre for Ethics in Sport	NADO	CCES	6	-	-	1	-	-	1	-	-	1	-	-	9	-
Japan Anti-Doping Agency	NADO	JADA	6	-	-	-	-	-	-	-	-	-	-	-	6	-
Portugal Anti-Doping Agency	NADO	ADoP	5	-	-	-	-	-	-	-	-	-	-	-	5	-
Estonian Anti-Doping Agency	NADO	EADA	5	-	-	-	-	-	-	-	-	-	-	-	5	-
French Anti-Doping Agency	NADO	AFLD-NADO	4	-	-	-	-	-	-	-	-	-	-	-	4	-
Anti-Doping Bureau of Latvia	NADO	LAT-NADO	3	-	-	-	-	-	1	-	-	-	-	-	4	-
Turkish Anti Doping Commission	NADO	TADC	2	-	-	-	-	-	-	-	-	-	-	-	2	-
Drug Free Sport New Zealand	NADO	DFSNZ	-	-	-	2	-	-	-	-	-	-	-	-	2	-
Anti-Doping Agency of Serbia	NADO	ADAS	2	-	-	-	-	-	-	-	-	-	-	-	2	-
Russian National Anti-Doping Organization	NADO	RUSADA	1	-	-	-	-	-	-	-	-	-	-	-	1	-
			183	-	-	145	-	-	8	-	-	13	-	-	349	

Table 84: ARISF Sport - Polo

Testing Authority (TA)	TA Category	ADAMS Code	Urine						Blood						Total Samples	% AAF
			IC			OOC			IC			OOC				
			Samples	ATF	AAF	Samples	ATF	AAF	Samples	ATF	AAF	Samples	ATF	AAF		
National Anti Doping Agency -India	NADO	IND-NADO	4	-	-	-	-	-	-	-	-	-	-	-	4	-
South East Asian Games Federation	Other	SEAGF	3	-	1	-	-	-	-	-	-	-	-	-	3	33%
			7	-	1	-	-	-	-	-	-	-	-	-	7	

Table 85: ARISF Sport - Powerboating

Testing Authority (TA)	TA Category	ADAMS Code	Urine						Blood						Total Samples	% AAF
			IC			OOC			IC			OOC				
			Samples	ATF	AAF	Samples	ATF	AAF	Samples	ATF	AAF	Samples	ATF	AAF		
International Powerboating Federation	ARISF	UIM	15	-	1	9	-	-	3	-	-	1	-	-	28	4%
Korea Anti-Doping Agency	NADO	KADA	17	-	-	7	-	-	2	-	-	-	-	-	26	-
Korea Sports Promotion Foundation	Other	KSPO	-	-	-	12	-	-	-	-	-	-	-	-	12	-
Italian National Anti-Doping Agency	NADO	NADO ITALIA	4	-	1	-	-	-	1	-	-	-	-	-	5	20%
Swedish Sports Confederation	NADO	RF	4	-	-	-	-	-	-	-	-	-	-	-	4	-
Monaco Anti-Doping Committee	NADO	CMA Monaco	-	-	-	3	-	-	-	-	-	-	-	-	3	-
			40	-	2	31	-	-	6	-	-	1	-	-	78	

Table 86: ARISF Sport - Racquetball

Testing Authority (TA)	TA Category	ADAMS Code	Urine						Blood						Total Samples	% AAF
			IC			OOC			IC			OOC				
			Samples	ATF	AAF	Samples	ATF	AAF	Samples	ATF	AAF	Samples	ATF	AAF		
International Racquetball Federation	ARISF	IRF	6	-	-	19	1	-	-	-	-	2	-	-	27	-
US Anti-Doping Agency	NADO	USADA	13	-	2	7	-	-	-	-	-	-	-	-	20	10%
Pan American Sports Organization	Other-CS	PASO	6	-	-	5	-	-	-	-	-	-	-	-	11	-
Mexican National Anti-Doping Committee	NADO	MEX-NADO	-	-	-	10	-	-	-	-	-	-	-	-	10	-
Canadian Centre for Ethics in Sport	NADO	CCES	7	-	-	2	-	-	-	-	-	-	-	-	9	-
Ecuador NADO	NADO	ECU-NADO	-	-	-	5	-	-	-	-	-	-	-	-	5	-
Cuban National Anti-Doping Agency	NADO	CUB-NADO	-	-	-	4	-	-	-	-	-	-	-	-	4	-
National Anti-Doping Agency Austria GmbH	NADO	NADA Austria	4	-	-	-	-	-	-	-	-	-	-	-	4	-
			36	-	2	52	1	-	-	-	-	2	-	-	90	

2019 Anti-Doping Testing Figures
Samples Analyzed and Reported by Accredited Laboratories in ADAMS

Table 87: ARISF Sport - Roller Sports

Testing Authority (TA)	TA Category	ADAMS Code	Urine						Blood						Total Samples	% AAF
			IC			OOC			IC			OOC				
			Samples	ATF	AAF	Samples	ATF	AAF	Samples	ATF	AAF	Samples	ATF	AAF		
World Skate	ARISF	WSK	154	-	2	26	1	-	-	-	-	5	-	-	185	1%
German National Anti-Doping Agency	NADO	NADA	84	-	3	20	-	-	8	-	-	5	-	-	117	3%
Colombian NADO	NADO	COL-NADO	46	-	-	29	-	1	6	-	-	6	-	-	87	1%
Portugal Anti-Doping Agency	NADO	ADoP	44	-	-	20	-	-	-	-	-	-	-	-	64	-
Brasilian Authority on Anti-Doping Control	NADO	ABCD	56	-	-	-	-	-	-	-	-	-	-	-	56	-
Italian National Anti-Doping Agency	NADO	NADO ITALIA	29	-	-	18	-	-	-	-	-	6	-	-	53	-
Korea Anti-Doping Agency	NADO	KADA	30	-	-	16	-	-	4	-	-	2	-	-	52	-
Mexican National Anti-Doping Committee	NADO	MEX-NADO	17	1	-	30	1	1	-	-	-	-	-	-	47	2%
China Anti-Doping Agency	NADO	CHINADA	33	-	-	13	-	-	-	-	-	-	-	-	46	-
French Anti-Doping Agency	NADO	AFLD-NADO	23	-	1	-	-	-	-	-	-	-	-	-	23	4%
US Anti-Doping Agency	NADO	USADA	8	-	1	12	-	-	-	-	-	-	-	-	20	5%
Doping Authority Netherlands	NADO	DAN	19	-	-	1	-	-	-	-	-	-	-	-	20	-
Antidoping Switzerland	NADO	ADCH	9	-	-	8	-	-	-	-	-	-	-	-	17	-
Chilean National Anti-Doping Commission	NADO	CHI-NADO	14	-	-	3	-	-	-	-	-	-	-	-	17	-
Pan American Sports Organization	Other-CS	PASO	8	-	-	6	-	-	1	-	-	-	-	-	15	-
Spain National Anti-Doping Agency	NADO	ESP-NADO	8	-	-	1	-	-	1	-	-	-	-	-	10	-
Czech Anti-Doping Committee	NADO	CADC	7	-	1	-	-	-	-	-	-	-	-	-	7	14%
Japan Anti-Doping Agency	NADO	JADA	5	-	-	2	-	-	-	-	-	-	-	-	7	-
CHN-National Federations in China	Other	CHN-NF	6	-	-	-	-	-	-	-	-	-	-	-	6	-
Canadian Centre for Ethics in Sport	NADO	CCES	-	-	-	6	-	-	-	-	-	-	-	-	6	-
National Anti Doping Agency -India	NADO	IND-NADO	4	-	-	-	-	-	-	-	-	-	-	-	4	-
CHN-Provincial Sports Bureau in China	Other	CHN-PSB	-	-	-	4	-	-	-	-	-	-	-	-	4	-
Swedish Sports Confederation	NADO	RF	4	-	-	-	-	-	-	-	-	-	-	-	4	-
Lembaga Anti-Doping Indonesia	NADO	LADI	-	-	-	4	-	-	-	-	-	-	-	-	4	-
Anti-Doping Denmark	NADO	ADD	4	-	-	-	-	-	-	-	-	-	-	-	4	-
Anti-Doping Commission, Chinese Taipei Olympic Committee	NADO	CTADA	3	-	-	-	-	-	-	-	-	-	-	-	3	-
Hungarian Anti-Doping Agency	NADO	HUNADO	3	-	-	-	-	-	-	-	-	-	-	-	3	-
Costa Rica NADO	NADO	CRC-NADO	-	-	-	2	-	-	-	-	-	-	-	-	2	-
Peru National Anti-Doping Commission	NADO	CONAD PERU	-	-	-	2	-	-	-	-	-	-	-	-	2	-
South American Sports Organization	Other-CS	ODESUR	2	-	-	-	-	-	-	-	-	-	-	-	2	-
Hong Kong Anti-Doping Committee	NADO	HKG-ADC	-	-	-	1	-	-	-	-	-	-	-	-	1	-
South East Asian Games Federation	Other	SEAGF	-	-	-	1	-	-	-	-	-	-	-	-	1	-
			620	1	8	225	2	2	20	-	-	24	-	-	889	

Table 88: ARISF Sport - Sambo

Testing Authority (TA)	TA Category	ADAMS Code	Urine						Blood						Total Samples	% AAF
			IC			OOC			IC			OOC				
			Samples	ATF	AAF	Samples	ATF	AAF	Samples	ATF	AAF	Samples	ATF	AAF		
International Sambo Federation	ARISF	FIAS	220	-	11	35	-	-	20	-	-	-	-	-	275	4.0%
Russian National Anti-Doping Organization	NADO	RUSADA	25	-	-	68	-	-	-	-	-	-	-	-	93	-
Belarus National Anti-Doping Agency	NADO	BNADA	-	-	-	53	-	-	-	-	-	6	-	-	59	-
European Olympic Committees	Other-CS	EOC	26	-	-	6	-	-	4	-	-	1	-	-	37	-
Azerbaijan National Anti-Doping Agency	NADO	AMADA	6	-	1	19	-	-	-	-	-	3	-	-	28	4%
Romanian National Anti-Doping Agency	NADO	ANAD-Romania	2	-	-	13	1	1	-	-	-	9	-	-	24	4%
Georgian Anti-Doping Agency	NADO	GEO-NADO	-	-	-	17	-	-	-	-	-	-	-	-	17	-
National Anti-doping Center of Ukraine	NADO	NADC Ukraine	-	-	-	15	-	-	-	-	-	1	-	-	16	-
Bulgarian Anti-doping Center	NADO	BUL-NADO	6	-	-	6	-	-	-	-	-	1	-	-	13	-
National Anti-Doping agency of Uzbekistan	NADO	UZNADA	-	-	-	8	-	-	-	-	-	-	-	-	8	-
Eastern Europe RADO	RADO	E-EUR-RADO	-	-	-	7	-	-	-	-	-	-	-	-	7	-
South East Asian Games Federation	Other	SEAGF	5	-	-	-	-	-	-	-	-	-	-	-	5	-
Lembaga Anti-Doping Indonesia	NADO	LADI	-	-	-	5	-	-	-	-	-	-	-	-	5	-
Central Asia RADO	RADO	RADOCA-RADO	-	-	-	4	-	1	-	-	-	-	-	-	4	25%
Anti-Doping Bureau of Latvia	NADO	LAT-NADO	2	-	-	-	-	-	1	-	-	-	-	-	3	-
Kazakhstan National Anti-Doping Centre	NADO	KAZ-NADO	-	-	-	3	-	2	-	-	-	-	-	-	3	67%
Armenian National Anti-Doping Organization	NADO	ARM-NADO	-	-	-	3	-	-	-	-	-	-	-	-	3	-
Anti-Doping Agency of Serbia	NADO	ADAS	2	-	-	-	-	-	-	-	-	-	-	-	2	-
Hungarian Anti-Doping Agency	NADO	HUNADO	-	-	-	1	-	-	-	-	-	-	-	-	1	-
Israeli NADO	NADO	ISR-NADO	-	-	-	1	-	-	-	-	-	-	-	-	1	-
			294	-	12	264	1	4	25	-	-	21	-	-	604	

Table 89: ARISF Sport - Ski Mountaineering

Testing Authority (TA)	TA Category	ADAMS Code	Urine						Blood						Total Samples	% AAF
			IC			OOC			IC			OOC				
			Samples	ATF	AAF	Samples	ATF	AAF	Samples	ATF	AAF	Samples	ATF	AAF		
International Ski Mountaineering Federation	ARISF	ISMF	35	-	-	18	-	-	2	-	-	5	-	-	60	-
French Anti-Doping Agency	NADO	AFLD-NADO	26	-	-	16	-	-	-	-	-	1	-	-	43	-
German National Anti-Doping Agency	NADO	NADA	15	-	1	17	-	-	2	-	-	7	-	-	41	2%
National Anti-Doping Agency Austria GmbH	NADO	NADA Austria	6	-	-	9	-	-	6	-	-	-	-	-	21	-
Antidoping Switzerland	NADO	ADCH	-	-	-	11	-	-	-	-	-	8	-	-	19	-
Italian National Anti-Doping Agency	NADO	NADO ITALIA	12	-	-	-	-	-	1	-	-	-	-	-	13	-
Andorra National Anti-Doping Commission	NADO	AGAD	-	-	-	3	-	-	-	-	-	-	-	-	3	-
China Anti-Doping Agency	NADO	CHINADA	-	-	-	3	-	-	-	-	-	-	-	-	3	-
Romanian National Anti-Doping Agency	NADO	ANAD-Romania	-	-	-	1	-	-	-	-	-	1	-	-	2	-
			94	-	1	78	-	-	11	-	-	22	-	-	205	

2019 Anti-Doping Testing Figures
Samples Analyzed and Reported by Accredited Laboratories in ADAMS

Table 90: ARISF Sport - Softball

Testing Authority (TA)	TA Category	ADAMS Code	Urine						Blood						Total Samples	% AAF
			IC			OOC			IC			OOC				
			Samples	ATF	AAF	Samples	ATF	AAF	Samples	ATF	AAF	Samples	ATF	AAF		
Mexican National Anti-Doping Committee	NADO	MEX-NADO	-	-	-	101	1	-	-	-	-	-	-	-	101	-
World Baseball Softball Confederation	ARISF	WBSC	98	-	-	-	-	-	-	-	-	-	-	-	98	-
Japan Anti-Doping Agency	NADO	JADA	45	-	-	28	-	-	-	-	-	-	-	73	-	
Australian Sports Anti-Doping Authority	NADO	ASADA	19	-	3	19	-	-	2	-	-	3	-	43	7%	
Italian National Anti-Doping Agency	NADO	NADO ITALIA	20	-	-	10	-	-	-	-	-	3	-	33	-	
Canadian Centre for Ethics in Sport	NADO	CCES	4	-	-	22	-	-	-	-	-	5	-	31	-	
US Anti-Doping Agency	NADO	USADA	-	-	-	31	-	-	-	-	-	-	-	31	-	
China Anti-Doping Agency	NADO	CHINADA	23	-	-	-	-	-	-	-	-	-	-	23	-	
Pan American Sports Organization	Other-CS	PASO	15	-	-	5	-	-	2	-	-	-	-	22	-	
Doping Authority Netherlands	NADO	DAN	19	-	-	2	-	-	-	-	-	-	-	21	-	
Czech Anti-Doping Committee	NADO	CADC	8	-	-	4	-	-	-	-	-	1	-	13	-	
Anti-Doping Commission, Chinese Taipei Olympic Committee	NADO	CTADA	11	-	-	-	-	-	1	-	-	-	-	12	-	
South East Asian Games Federation	Other	SEAGF	10	-	-	-	-	-	-	-	-	-	-	10	-	
Korea Anti-Doping Agency	NADO	KADA	8	-	-	2	-	-	-	-	-	-	-	10	-	
Colombian NADO	NADO	COL-NADO	4	-	-	4	-	-	-	-	-	-	-	8	-	
Drug Free Sport New Zealand	NADO	DFSNZ	8	-	-	-	-	-	-	-	-	-	-	8	-	
Russian National Anti-Doping Organization	NADO	RUSADA	-	-	-	5	-	-	-	-	-	-	-	5	-	
National Anti Doping Agency -India	NADO	IND-NADO	5	-	-	-	-	-	-	-	-	-	-	5	-	
CHN-Provincial Sports Bureau in China	Other	CHN-PSB	-	-	-	4	-	-	-	-	-	-	-	4	-	
Swedish Sports Confederation	NADO	RF	4	-	-	-	-	-	-	-	-	-	-	4	-	
Anti-Doping Agency of Serbia	NADO	ADAS	2	-	-	-	-	-	-	-	-	-	-	2	-	
Aruba National Anti-Doping Organization	NADO	ARU-NADO	2	-	-	-	-	-	-	-	-	-	-	2	-	
Central American RADO	RADO	RADO-CAM	-	-	-	1	-	-	-	-	-	-	-	1	-	
Hong Kong Anti-Doping Committee	NADO	HKG-ADC	-	-	-	1	-	-	-	-	-	-	-	1	-	
			305	-	3	239	1	-	5	-	-	12	-	-	561	

Table 91: ARISF Sport - Sport Climbing

Testing Authority (TA)	TA Category	ADAMS Code	Urine						Blood						Total Samples	% AAF
			IC			OOC			IC			OOC				
			Samples	ATF	AAF	Samples	ATF	AAF	Samples	ATF	AAF	Samples	ATF	AAF		
International Federation of Sport Climbing	ARISF	IFSC	111	-	-	27	-	-	-	-	-	7	-	-	145	-
Japan Anti-Doping Agency	NADO	JADA	38	-	-	43	-	-	-	-	-	24	-	-	105	-
German National Anti-Doping Agency	NADO	NADA	22	-	-	23	-	-	-	-	-	3	-	-	48	-
Italian National Anti-Doping Agency	NADO	NADO ITALIA	26	-	-	11	-	-	1	-	-	2	-	-	40	-
Korea Anti-Doping Agency	NADO	KADA	7	-	-	10	-	-	3	-	-	3	-	-	23	-
Polish Anti-Doping Agency	NADO	POLADA	15	-	-	6	-	-	-	-	-	-	-	21	-	
National Anti Doping Agency -India	NADO	IND-NADO	18	-	-	-	-	-	-	-	-	-	-	18	-	
China Anti-Doping Agency	NADO	CHINADA	12	-	-	5	-	-	-	-	-	1	-	-	17	-
National Anti-Doping Agency Austria GmbH	NADO	NADA Austria	6	-	-	10	-	-	-	-	-	-	-	16	-	
UK Anti-Doping	NADO	UKAD	4	-	-	10	-	-	-	-	-	1	-	-	15	-
Association of National Olympic Committees	Other-CS	ANOC	14	-	-	-	-	-	-	-	-	-	-	14	-	
Antidoping Switzerland	NADO	ADCH	9	-	-	2	-	-	-	-	-	-	-	11	-	
CHN-Provincial Sports Bureau in China	Other	CHN-PSB	-	-	-	10	-	-	-	-	-	-	-	10	-	
Chilean National Anti-Doping Commission	NADO	CHI-NADO	9	-	1	-	-	-	-	-	-	-	-	9	11%	
Canadian Centre for Ethics in Sport	NADO	CCES	6	-	-	3	-	-	-	-	-	-	-	9	-	
Czech Anti-Doping Committee	NADO	CADC	8	-	-	-	-	-	-	-	-	-	-	8	-	
Australian Sports Anti-Doping Authority	NADO	ASADA	6	-	-	1	-	-	-	ASADA	1	-	-	8	-	
Doping Authority Netherlands	NADO	DAN	8	-	-	-	-	-	-	-	-	-	-	8	-	
Russian National Anti-Doping Organization	NADO	RUSADA	7	-	-	-	-	-	-	-	-	-	-	7	-	
French Anti-Doping Agency	NADO	AFLD-NADO	6	-	-	-	-	-	-	-	-	-	-	6	-	
Swedish Sports Confederation	NADO	RF	4	-	-	-	-	-	-	-	-	-	-	4	-	
Portugal Anti-Doping Agency	NADO	ADoP	4	-	-	-	-	-	-	-	-	-	-	4	-	
Finnish Center for Integrity in Sports	NADO	FINCIS	4	-	-	-	-	-	-	-	-	-	-	4	-	
Hungarian Anti-Doping Agency	NADO	HUNADO	3	-	-	-	-	-	-	-	-	-	-	3	-	
Lembaga Anti-Doping Indonesia	NADO	LADI	-	-	-	3	-	-	-	-	-	-	-	3	-	
Anti-Doping Agency of Serbia	NADO	ADAS	2	-	-	-	-	-	-	-	-	-	-	2	-	
Catalan Mountaineering and Climbing Federation	Other	ESP-FECC	2	-	-	-	-	-	-	-	-	-	-	2	-	
Argentina National Anti-Doping Agency	NADO	ARG-CNAD	-	-	-	1	-	-	-	-	-	-	-	1	-	
Hong Kong Anti-Doping Committee	NADO	HKG-ADC	-	-	-	1	-	-	-	-	-	-	-	1	-	
			351	-	1	166	-	-	4	-	-	41	-	-	562	

2019 Anti-Doping Testing Figures
Samples Analyzed and Reported by Accredited Laboratories in ADAMS

Table 92: ARISF Sport - Squash

Testing Authority (TA)	TA Category	ADAMS Code	Urine						Blood						Total Samples	% AAF
			IC			OOC			IC			OOC				
			Samples	ATF	AAF	Samples	ATF	AAF	Samples	ATF	AAF	Samples	ATF	AAF		
World Squash Federation	ARISF	WSF	31	-	-	45	-	1	1	-	-	2	-	-	79	1%
German National Anti-Doping Agency	NADO	NADA	18	-	-	20	-	-	2	-	-	3	-	-	43	-
National Anti Doping Agency -India	NADO	IND-NADO	23	-	-	-	-	-	1	-	-	-	-	-	24	-
UK Anti-Doping	NADO	UKAD	4	-	-	10	-	-	-	-	-	1	-	-	15	-
Doping Authority Netherlands	NADO	DAN	13	-	-	2	-	-	-	-	-	-	-	-	15	-
Mexican National Anti-Doping Committee	NADO	MEX-NADO	5	-	-	9	1	-	-	-	-	-	-	-	14	-
Italian National Anti-Doping Agency	NADO	NADO ITALIA	11	-	-	-	-	-	1	-	-	-	-	-	12	-
Pan American Sports Organization	Other-CS	PASO	7	-	-	5	-	-	-	-	-	-	-	-	12	-
Finnish Center for Integrity in Sports	NADO	FINCIS	5	-	-	5	-	-	-	-	-	1	-	-	11	-
US Anti-Doping Agency	NADO	USADA	4	-	-	6	-	-	-	-	-	-	-	-	10	-
Hong Kong Anti-Doping Committee	NADO	HKG-ADC	4	-	-	6	-	-	-	-	-	-	-	-	10	-
French Anti-Doping Agency	NADO	AFLD-NADO	4	-	-	4	-	-	-	-	-	-	-	-	8	-
French Community of Belgium NADO	NADO	BEL-CFWB	8	-	-	-	-	-	-	-	-	-	-	-	8	-
Drug Free Sport New Zealand	NADO	DFSNZ	4	-	-	4	-	-	-	-	-	-	-	-	8	-
Colombian NADO	NADO	COL-NADO	6	-	-	2	-	-	-	-	-	-	-	-	8	-
Canadian Centre for Ethics in Sport	NADO	CCES	7	-	-	1	-	-	-	-	-	-	-	-	8	-
Japan Anti-Doping Agency	NADO	JADA	8	-	-	-	-	-	-	-	-	-	-	-	8	-
Czech Anti-Doping Committee	NADO	CADC	6	-	-	-	-	-	-	-	-	-	-	-	6	-
Korea Anti-Doping Agency	NADO	KADA	2	-	-	3	-	-	-	-	-	1	-	-	6	-
Antidoping Switzerland	NADO	ADCH	6	-	-	-	-	-	-	-	-	-	-	-	6	-
National Anti-Doping Agency Austria GmbH	NADO	NADA Austria	-	-	-	5	-	-	-	-	-	-	-	-	5	-
Spain National Anti-Doping Agency	NADO	ESP-NADO	4	-	-	-	-	-	1	-	-	-	-	-	5	-
South African Institute for Drug-Free Sport	NADO	SAIDS	4	-	-	-	-	-	-	-	-	-	-	-	4	-
Oceania RADO	RADO	O-RADO	4	-	-	-	-	-	-	-	-	-	-	-	4	-
Anti-Doping Paraguay	NADO	PAR-NADO	2	-	-	2	-	-	-	-	-	-	-	-	4	-
Jamaica Anti-Doping Commission	NADO	JADCO	-	-	-	2	-	-	-	-	-	2	-	-	4	-
Qatar Antidoping Commission	NADO	QADC	-	-	-	3	-	-	-	-	-	-	-	-	3	-
National Anti-Doping Commission of Barbados	NADO	NADC	3	-	-	-	-	-	-	-	-	-	-	-	3	-
Sport Ireland	NADO	SI	2	-	-	-	-	-	-	-	-	-	-	-	2	-
South Asia RADO	RADO	S-ASIA-RADO	2	-	-	-	-	-	-	-	-	-	-	-	2	-
Anti-Doping Agency of Serbia	NADO	ADAS	2	-	-	-	-	-	-	-	-	-	-	-	2	-
Jordan Anti-doping Organization	NADO	JADO	-	-	-	2	-	-	-	-	-	-	-	-	2	-
South American RADO	RADO	RADO-SAM	-	-	-	1	-	-	-	-	-	-	-	-	1	-
Caribbean RADO	RADO	CAR-RADO	-	-	-	1	-	-	-	-	-	-	-	-	1	-
Romanian National Anti-Doping Agency	NADO	ANAD-Romania	-	-	-	1	-	-	-	-	-	-	-	-	1	-
Lembaga Anti-Doping Indonesia	NADO	LADI	-	-	-	1	-	-	-	-	-	-	-	-	1	-
Egyptian National Anti-doping Organization	NADO	EGY-NADO	-	-	-	1	-	-	-	-	-	-	-	-	1	-
			199	-	-	141	1	1	6	-	-	10	-	-	356	

Table 93: ARISF Sport - Sumo

Testing Authority (TA)	TA Category	ADAMS Code	Urine						Blood						Total Samples	% AAF
			IC			OOC			IC			OOC				
			Samples	ATF	AAF	Samples	ATF	AAF	Samples	ATF	AAF	Samples	ATF	AAF		
Japan Anti-Doping Agency	NADO	JADA	40	-	-	7	-	-	-	-	-	-	-	-	47	-
International Sumo Federation	ARISF	IFS-Sumo	24	1	1	16	-	-	1	-	-	1	-	-	42	2%
Hungarian Anti-Doping Agency	NADO	HUNADO	-	-	-	4	-	-	-	-	-	4	-	-	8	-
Russian National Anti-Doping Organization	NADO	RUSADA	-	-	-	2	-	2	-	-	-	-	-	-	2	100%
			64	1	1	29	-	2	1	-	-	5	-	-	99	

2019 Anti-Doping Testing Figures
Samples Analyzed and Reported by Accredited Laboratories in ADAMS

Table 94: ARISF Sport - Surfing

Testing Authority (TA)	TA Category	ADAMS Code	Urine						Blood						Total Samples	% AAF
			IC			OOC			IC			OOC				
			Samples	ATF	AAF	Samples	ATF	AAF	Samples	ATF	AAF	Samples	ATF	AAF		
International Surfing Association	ARISF	ISA	128	-	2	27	-	-	-	-	-	1	-	-	156	1%
French Anti-Doping Agency	NADO	AFLD-NADO	6	-	-	22	-	-	-	-	-	-	-	-	28	-
Chilean National Anti-Doping Commission	NADO	CHI-NADO	23	-	-	-	-	-	-	-	-	-	-	-	23	-
Pan American Sports Organization	Other-CS	PASO	9	-	-	5	-	-	1	-	-	-	-	-	15	-
Mexican National Anti-Doping Committee	NADO	MEX-NADO	-	-	-	12	-	-	-	-	-	-	-	-	12	-
Doping Control Agency of Thailand	NADO	DCAT	-	-	-	12	-	-	-	-	-	-	-	-	12	-
Japan Anti-Doping Agency	NADO	JADA	8	-	-	1	-	-	-	-	-	-	-	-	9	-
Lembaga Anti-Doping Indonesia	NADO	LADI	-	-	-	9	-	-	-	-	-	-	-	-	9	-
China Anti-Doping Agency	NADO	CHINADA	9	-	-	-	-	-	-	-	-	-	-	-	9	-
Canadian Centre for Ethics in Sport	NADO	CCES	5	-	-	2	-	-	-	-	-	-	-	-	7	-
Guatemala NADO	NADO	GUA-OAD	6	-	2	-	-	-	-	-	-	-	-	-	6	33%
Russian National Anti-Doping Organization	NADO	RUSADA	5	-	-	-	-	-	-	-	-	-	-	-	5	-
South American Sports Organization	Other-CS	ODESUR	5	-	-	-	-	-	-	-	-	-	-	-	5	-
Portugal Anti-Doping Agency	NADO	ADoP	4	-	-	1	-	-	-	-	-	-	-	-	5	-
Sport Ireland	NADO	SI	5	-	-	-	-	-	-	-	-	-	-	-	5	-
Hungarian Anti-Doping Agency	NADO	HUNADO	5	-	-	-	-	-	-	-	-	-	-	-	5	-
Drug Free Sport New Zealand	NADO	DFSNZ	4	-	-	-	-	-	-	-	-	-	-	-	4	-
German National Anti-Doping Agency	NADO	NADA	4	-	-	-	-	-	-	-	-	-	-	-	4	-
International Canoe Federation	ASOIF	ICF	4	-	-	-	-	-	-	-	-	-	-	-	4	-
Peru National Anti-Doping Commission	NADO	CONAD PERU	-	-	-	3	-	-	-	-	-	-	-	-	3	-
Central American RADO	RADO	RADO-CAM	-	-	-	2	-	-	-	-	-	-	-	-	2	-
Federacion Dominicana de Medicina del Deporte	NADO	FEDOMEDE	-	-	-	2	-	-	-	-	-	-	-	-	2	-
Ecuador NADO	NADO	ECU-NADO	-	-	-	2	-	-	-	-	-	-	-	-	2	-
Italian National Anti-Doping Agency	NADO	NADO ITALIA	2	-	-	-	-	-	-	-	-	-	-	-	2	-
Costa Rica NADO	NADO	CRC-NADO	-	-	-	2	-	-	-	-	-	-	-	-	2	-
US Anti-Doping Agency	NADO	USADA	-	-	-	2	-	-	-	-	-	-	-	-	2	-
Comité d'Organisation des Jeux Africains	Other	COJA	2	-	-	-	-	-	-	-	-	-	-	-	2	-
South American RADO	RADO	RADO-SAM	-	-	-	1	-	-	-	-	-	-	-	-	1	-
Uruguay Anti-Doping	NADO	URU-NADO	-	-	-	1	-	-	-	-	-	-	-	-	1	-
Argentina National Anti-Doping Agency	NADO	ARG-CNAD	-	-	-	1	-	-	-	-	-	-	-	-	1	-
Oceania RADO	RADO	O-RADO	-	-	-	1	-	-	-	-	-	-	-	-	1	-
			234	-	4	108	-	-	1	-	-	1	-	-	344	

Table 95: ARISF Sport - Tug of War

Testing Authority (TA)	TA Category	ADAMS Code	Urine						Blood						Total Samples	% AAF
			IC			OOC			IC			OOC				
			Samples	ATF	AAF	Samples	ATF	AAF	Samples	ATF	AAF	Samples	ATF	AAF		
German National Anti-Doping Agency	NADO	NADA	10	-	-	19	-	-	2	-	-	4	-	-	35	-
Tug of War International Federation	ARISF	TWIF	7	-	1	12	1	-	-	-	-	-	-	-	19	5%
Japan Anti-Doping Agency	NADO	JADA	8	-	-	-	-	-	-	-	-	-	-	-	8	-
Antidoping Switzerland	NADO	ADCH	8	-	-	-	-	-	-	-	-	-	-	-	8	-
Sport Ireland	NADO	SI	6	-	-	-	-	-	-	-	-	-	-	-	6	-
Sri Lanka Anti Doping Agency	NADO	SRI-NADO	4	-	-	-	-	-	-	-	-	-	-	-	4	-
Swedish Sports Confederation	NADO	RF	4	-	1	-	-	-	-	-	-	-	-	-	4	25%
Anti-Doping Agency of Serbia	NADO	ADAS	3	-	-	-	-	-	-	-	-	-	-	-	3	-
			50	-	2	31	1	-	2	-	-	4	-	-	87	

Table 96: ARISF Sport - Underwater Sports

Testing Authority (TA)	TA Category	ADAMS Code	Urine						Blood						Total Samples	% AAF
			IC			OOC			IC			OOC				
			Samples	ATF	AAF	Samples	ATF	AAF	Samples	ATF	AAF	Samples	ATF	AAF		
World Underwater Federation	ARISF	CMAS	108	-	-	34	-	-	8	-	-	6	-	-	156	-
Italian National Anti-Doping Agency	NADO	NADO ITALIA	55	-	-	3	-	-	3	-	-	1	-	-	62	-
German National Anti-Doping Agency	NADO	NADA	12	-	-	39	-	-	-	-	-	4	-	-	55	-
China Anti-Doping Agency	NADO	CHINADA	36	-	-	2	-	-	-	-	-	1	-	-	39	-
Colombian NADO	NADO	COL-NADO	20	-	-	12	-	-	-	-	-	-	-	-	32	-
Egyptian National Anti-doping Organization	NADO	EGY-NADO	-	-	-	31	-	-	-	-	-	-	-	-	31	-
Spain National Anti-Doping Agency	NADO	ESP-NADO	15	-	-	-	-	-	1	-	-	-	-	-	16	-
Korea Anti-Doping Agency	NADO	KADA	6	-	-	6	-	-	1	-	-	1	-	-	14	-
Croatian Institute of Public Health	NADO	CIPH	6	-	-	6	-	-	-	-	-	1	-	-	13	-
Hungarian Anti-Doping Agency	NADO	HUNADO	5	-	-	5	-	-	-	-	-	3	-	-	13	-
French Anti-Doping Agency	NADO	AFLD-NADO	8	-	-	4	-	-	-	-	-	-	-	-	12	-
Polish Anti-Doping Agency	NADO	POLADA	12	-	-	-	-	-	-	-	-	-	-	-	12	-
Turkish Anti Doping Commission	NADO	TADC	11	-	-	-	-	-	-	-	-	-	-	-	11	-
International Committee of Mediterranean Games	Other-CS	ICMG	10	-	-	-	-	-	-	-	-	-	-	-	10	-
Finnish Center for Integrity in Sports	NADO	FINCIS	4	-	-	2	-	-	-	-	-	2	-	-	8	-
Doping Authority Netherlands	NADO	DAN	7	-	1	-	-	-	-	-	-	-	-	-	7	14%
CHN-Provincial Sports Bureau in China	Other	CHN-PSB	6	-	-	-	-	-	-	-	-	-	-	-	6	-
Japan Anti-Doping Agency	NADO	JADA	6	-	-	-	-	-	-	-	-	-	-	-	6	-
Lembaga Anti-Doping Indonesia	NADO	LADI	-	-	-	5	-	-	-	-	-	-	-	-	5	-
Czech Anti-Doping Committee	NADO	CADC	4	-	-	-	-	-	-	-	-	-	-	-	4	-
Swedish Sports Confederation	NADO	RF	4	-	-	-	-	-	-	-	-	-	-	-	4	-
South African Institute for Drug-Free Sport	NADO	SAIDS	-	-	-	2	-	-	-	-	-	-	-	-	2	-
Anti-Doping Agency of Serbia	NADO	ADAS	2	-	-	-	-	-	-	-	-	-	-	-	2	-
CHN-Military Sport Department in China	Other	CHN-MSD	-	-	-	1	-	-	-	-	-	-	-	-	1	-
			337	-	1	152	-	-	13	-	-	19	-	-	521	

2019 Anti-Doping Testing Figures
Samples Analyzed and Reported by Accredited Laboratories in ADAMS

Table 97: ARISF Sport - Water Skiing

Testing Authority (TA)	TA Category	ADAMS Code	Urine						Blood						Total Samples	% AAF
			IC			OOC			IC			OOC				
			Samples	ATF	AAF	Samples	ATF	AAF	Samples	ATF	AAF	Samples	ATF	AAF		
International Waterski & Wakeboard Federation	ARISF	IWWF	73	-	1	18	-	-	-	-	-	1	-	-	92	1%
German National Anti-Doping Agency	NADO	NADA	11	-	-	23	-	-	-	-	-	-	-	-	34	-
Mexican National Anti-Doping Committee	NADO	MEX-NADO	17	1	1	8	-	-	-	-	-	-	-	-	25	4%
Association of National Olympic Committees	Other-CS	ANOC	16	-	-	-	-	-	4	-	-	-	-	-	20	-
Pan American Sports Organization	Other-CS	PASO	18	-	-	-	-	-	-	-	-	-	-	-	18	-
US Anti-Doping Agency	NADO	USADA	-	-	-	13	-	1	-	-	-	-	-	-	13	8%
Korea Anti-Doping Agency	NADO	KADA	8	-	-	-	-	-	3	-	-	-	-	-	11	-
Canadian Centre for Ethics in Sport	NADO	CCES	1	-	-	7	-	-	-	-	-	-	-	-	8	-
Doping Authority Netherlands	NADO	DAN	6	-	1	1	-	-	-	-	-	-	-	-	7	14%
Colombian NADO	NADO	COL-NADO	7	-	-	-	-	-	-	-	-	-	-	-	7	-
South American Sports Organization	Other-CS	ODESUR	5	-	-	-	-	-	-	-	-	-	-	-	5	-
National Anti-doping Center of Ukraine	NADO	NADC Ukraine	5	-	-	-	-	-	-	-	-	-	-	-	5	-
National Anti-Doping Agency Austria GmbH	NADO	NADA Austria	5	-	-	-	-	-	-	-	-	-	-	-	5	-
Belarus National Anti-Doping Agency	NADO	BNADA	5	-	-	-	-	-	-	-	-	-	-	-	5	-
Spain National Anti-Doping Agency	NADO	ESP-NADO	4	-	1	-	-	-	-	-	-	-	-	-	4	25%
Swedish Sports Confederation	NADO	RF	4	-	-	-	-	-	-	-	-	-	-	-	4	-
International Committee of Mediterranean Games	Other-CS	ICMG	4	-	-	-	-	-	-	-	-	-	-	-	4	-
Israeli NADO	NADO	ISR-NADO	-	-	-	3	-	-	-	-	-	-	-	-	3	-
Anti-Doping Agency of Serbia	NADO	ADAS	3	-	-	-	-	-	-	-	-	-	-	-	3	-
China Anti-Doping Agency	NADO	CHINADA	-	-	-	2	-	-	-	-	-	-	-	-	2	-
Anti-Doping Paraguay	NADO	PAR-NADO	-	-	-	1	-	-	-	-	-	-	-	-	1	-
Japan Anti-Doping Agency	NADO	JADA	-	-	-	1	-	-	-	-	-	-	-	-	1	-
Chilean National Anti-Doping Commission	NADO	CHI-NADO	-	-	-	1	-	-	-	-	-	-	-	-	1	-
			192	1	4	78	-	1	7	-	-	1	-	-	278	

Table 98: ARISF Sport - Wushu

Testing Authority (TA)	TA Category	ADAMS Code	Urine						Blood						Total Samples	% AAF
			IC			OOC			IC			OOC				
			Samples	ATF	AAF	Samples	ATF	AAF	Samples	ATF	AAF	Samples	ATF	AAF		
International Wushu Federation	ARISF	IWUF	98	-	2	-	-	-	-	-	-	-	-	-	98	2%
National Anti Doping Agency -India	NADO	IND-NADO	37	-	4	14	-	-	-	-	-	-	-	-	51	8%
China Anti-Doping Agency	NADO	CHINADA	37	-	-	-	-	-	1	-	-	-	-	-	38	-
I.R Iran National Anti-Doping Organization	NADO	IRI-NADO	-	-	-	34	-	2	-	-	-	-	-	-	34	6%
CHN-Provincial Sports Bureau in China	Other	CHN-PSB	10	-	-	24	-	-	-	-	-	-	-	-	34	-
Egyptian National Anti-doping Organization	NADO	EGY-NADO	-	-	-	29	-	-	-	-	-	-	-	-	29	-
CHN-National Federations in China	Other	CHN-NF	-	-	-	20	-	-	-	-	-	-	-	-	20	-
Korea Anti-Doping Agency	NADO	KADA	5	-	1	8	-	-	2	-	-	2	-	-	17	6%
Doping Authority Netherlands	NADO	DAN	12	-	-	-	-	-	-	-	-	-	-	-	12	-
French Anti-Doping Agency	NADO	AFLD-NADO	11	-	1	-	-	-	-	-	-	-	-	-	11	9%
South East Asia RADO	RADO	SE-ASIA-RADC	-	-	-	8	-	-	-	-	-	-	-	-	8	-
Antidoping Switzerland	NADO	ADCH	8	-	-	-	-	-	-	-	-	-	-	-	8	-
Portugal Anti-Doping Agency	NADO	ADoP	8	-	-	-	-	-	-	-	-	-	-	-	8	-
Hong Kong Anti-Doping Committee	NADO	HKG-ADC	-	-	-	5	-	-	-	-	-	-	-	-	5	-
Anti-Doping Agency of Malaysia	NADO	ADAMAS	-	-	-	5	-	-	-	-	-	-	-	-	5	-
Anti-Doping Commission, Chinese Taipei Olympic Committee	NADO	CTADA	4	-	-	-	-	-	-	CTADA	-	-	-	-	4	-
South East Asian Games Federation	Other	SEAGF	3	-	-	-	-	-	-	-	-	-	-	-	3	-
West Asia RADO	RADO	W-ASIA-RADO	-	-	-	2	-	-	-	-	-	-	-	-	2	-
Vietnam Anti-Doping & Sports Medicine Agency	NADO	VADA	-	-	-	2	-	-	-	-	-	-	-	-	2	-
			233	-	8	151	-	2	3	-	-	2	-	-	389	

2019 Anti-Doping Testing Figures
Samples Analyzed and Reported by Accredited Laboratories in ADAMS

Table 99: AIMS Sport - Aikido

Testing Authority (TA)	TA Category	ADAMS Code	Urine						Blood						Total Samples	% AAF
			IC			OOC			IC			OOC				
			Samples	ATF	AAF	Samples	ATF	AAF	Samples	ATF	AAF	Samples	ATF	AAF		
Anti-Doping Agency of Serbia	NADO	ADAS	2	-	-	-	-	-	-	-	-	-	-	-	2	-
Romanian National Anti-Doping Agency	NADO	\NAD-Romania	-	-	-	1	-	-	-	-	-	-	-	-	1	-
			2	-	-	1	-	-	-	-	-	-	-	-	3	-

Table 100: AIMS Sport - Arm Wrestling

Testing Authority (TA)	TA Category	ADAMS Code	Urine						Blood						Total Samples	% AAF
			IC			OOC			IC			OOC				
			Samples	ATF	AAF	Samples	ATF	AAF	Samples	ATF	AAF	Samples	ATF	AAF		
Kazakhstan National Anti-Doping Centre	NADO	KAZ-NADO	65	-	8	6	-	-	-	-	-	-	-	-	71	11%
World Arm Wrestling Federation	AIMS	WAF	52	-	6	-	-	-	-	-	-	-	-	-	52	12%
Egyptian National Anti-doping Organization	NADO	EGY-NADO	-	-	-	37	-	-	-	-	-	-	-	-	37	-
European Armwrestling Federation	Other	EAF	24	-	4	5	-	-	-	-	-	-	-	-	29	14%
Swedish Sports Confederation	NADO	RF	15	-	1	-	-	-	-	-	-	-	-	-	15	7%
Anti-Doping Norway	NADO	ADNO	6	-	-	8	-	1	-	-	-	-	-	-	14	7%
Turkish Anti Doping Commission	NADO	TADC	12	-	-	-	-	-	-	-	-	-	-	-	12	-
Romanian National Anti-Doping Agency	NADO	\NAD-Romania	-	-	-	11	-	3	-	-	-	-	-	-	11	27%
Croatian Institute of Public Health	NADO	CIPH	7	-	1	-	-	-	-	-	-	-	-	-	7	14%
Finnish Center for Integrity in Sports	NADO	FINCIS	5	-	-	-	-	-	2	-	-	-	-	-	7	-
Anti-Doping Bureau of Latvia	NADO	LAT-NADO	6	-	-	-	-	-	-	-	-	-	-	-	6	-
Georgian Anti-Doping Agency	NADO	GEO-NADO	-	-	-	6	-	-	-	-	-	-	-	-	6	-
Czech Anti-Doping Committee	NADO	CADC	4	-	-	-	-	-	-	-	-	-	-	-	4	-
National Anti-Doping Commission of Macedonia	NADO	MKD-NADO	3	-	-	-	-	-	-	-	-	-	-	-	3	-
			199	0	20	73	0	4	2	0	0	0	0	0	274	

Table 101: AIMS Sport - Bodybuilding

Testing Authority (TA)	TA Category	ADAMS Code	Urine						Blood						Total Samples	% AAF
			IC			OOC			IC			OOC				
			Samples	ATF	AAF	Samples	ATF	AAF	Samples	ATF	AAF	Samples	ATF	AAF		
National Anti Doping Agency -India	NADO	IND-NADO	49	-	34	42	-	26	4	-	-	32	-	-	127	47%
CHN-National Federations in China	Other	CHN-NF	-	-	-	123	2	9	-	-	-	-	-	-	123	7%
International Federation of Bodybuilding and Fitness	AIMS	IFBB	78	-	31	20	1	2	12	-	-	4	-	-	114	29%
NADO Flanders	NADO	NADOF	21	1	-	85	-	20	-	-	-	-	-	-	106	19%
Finnish Center for Integrity in Sports	NADO	FINCIS	25	-	-	47	-	-	6	-	-	14	-	-	92	-
Korea Anti-Doping Agency	NADO	KADA	41	-	3	34	-	5	4	-	-	8	-	1	87	10%
Japan Anti-Doping Agency	NADO	JADA	73	-	-	4	-	-	6	-	-	1	-	-	84	-
Romanian National Anti-Doping Agency	NADO	\NAD-Romania	-	-	-	34	-	-	-	-	-	14	-	-	48	-
Turkish Anti Doping Commission	NADO	TADC	43	-	31	-	-	-	-	-	-	-	-	-	43	72%
China Anti-Doping Agency	NADO	CHINADA	30	-	1	-	-	-	2	-	-	-	-	-	32	3%
Guatemala NADO	NADO	GUA-OAD	20	1	9	11	2	-	-	-	-	-	-	-	31	29%
Polish Anti-Doping Agency	NADO	POLADA	16	2	10	8	-	2	-	-	-	6	-	-	30	40%
Czech Anti-Doping Committee	NADO	CADC	20	2	6	6	-	-	-	-	-	2	-	-	28	21%
Pan American Sports Organization	Other-CS	PASO	8	-	-	13	-	-	2	-	-	4	-	-	27	-
Italian National Anti-Doping Agency	NADO	NADO ITALIA	22	-	1	-	-	-	5	-	-	-	-	-	27	4%
Estonian Anti-Doping Agency	NADO	EADA	15	-	2	6	-	2	-	-	-	4	-	-	25	16%
Slovak Anti-Doping Agency	NADO	SADA	15	-	3	3	-	-	5	-	-	2	-	-	25	12%
Hungarian Anti-Doping Agency	NADO	HUNADO	11	-	1	-	-	-	6	-	-	-	-	-	17	6%
South African Institute for Drug-Free Sport	NADO	SAIDS	15	-	12	2	-	2	-	-	-	-	-	-	17	82%
Anti-Doping Organization of New Caledonia	Other	NCL-NADO	16	1	3	-	-	-	-	-	-	-	-	-	16	19%
Central American RADO	RADO	RADO-CAM	2	-	2	12	-	1	-	-	-	-	-	-	14	21%
Jamaica Anti-Doping Commission	NADO	JADCO	8	-	1	4	-	-	-	-	-	1	-	-	13	8%
Hong Kong Anti-Doping Committee	NADO	HKG-ADC	5	-	-	7	-	-	-	-	-	-	-	-	12	-
Common Community Commission (Brussels)	NADO	COCOM	3	-	2	4	-	2	4	-	-	1	-	-	12	33%
Spanish Federation of Bodybuilding and Fitness	Other	ESP-BB	11	-	-	-	-	-	-	-	-	-	-	-	11	-
Sports Bureau of Macao SAR Government	Other	MAC-NADO	-	-	-	11	-	-	-	-	-	-	-	-	11	-
Jordan Anti-doping Organization	NADO	JADO	3	-	3	8	-	-	-	-	-	-	-	-	11	27%
Brasilian Authority on Anti-Doping Control	NADO	ABCD	9	-	9	2	-	-	-	-	-	-	-	-	11	82%
Monaco Anti-Doping Committee	NADO	CMA Monaco	6	-	5	-	-	-	4	-	-	-	-	-	10	50%
Basque Anti-Doping Agency	Other	ESP-Vasco	9	-	2	-	-	-	-	-	-	-	-	-	9	22%
Egyptian National Anti-doping Organization	NADO	EGY-NADO	-	-	-	8	-	1	-	-	-	-	-	-	8	13%
Costa Rica NADO	NADO	CRC-NADO	5	-	4	2	-	-	-	-	-	-	-	-	7	57%
Bahamas Anti-Doping Commission	NADO	BADC	-	-	-	7	-	3	-	-	-	-	-	-	7	43%
Anti-Doping Bureau of Latvia	NADO	LAT-NADO	6	-	3	-	-	-	1	-	-	-	-	-	7	43%
French Community of Belgium NADO	NADO	BEL-CFWB	5	-	-	-	-	-	2	-	-	-	-	-	7	-
Anti-Doping Agency of Malaysia	NADO	ADAMAS	-	-	-	7	-	-	-	-	-	-	-	-	7	-
Mexican National Anti-Doping Committee	NADO	MEX-NADO	-	-	-	6	-	-	-	-	-	-	-	-	6	-
Peru National Anti-Doping Commission	NADO	CONAD PERU	-	-	-	6	-	-	-	-	-	-	-	-	6	-
CHN-Provincial Sports Bureau in China	Other	CHN-PSB	6	1	2	-	-	-	-	-	-	-	-	-	6	33%
Mongolian National Anti-Doping Organization	NADO	MGL-NADO	6	1	4	-	-	-	-	-	-	-	-	-	6	67%
South American Sports Organization	Other-CS	ODESUR	6	-	-	-	-	-	-	-	-	-	-	-	6	-
Hellenic National Council for Combatting Doping	NADO	ESKAN	5	-	1	-	-	-	-	-	-	-	-	-	5	20%
Bulgarian Anti-doping Center	NADO	BUL-NADO	3	-	1	1	-	1	1	-	-	-	-	-	5	40%
Anti-Doping Agency of Serbia	NADO	ADAS	3	-	2	2	-	-	-	-	-	-	-	-	5	40%
Oceania RADO	RADO	O-RADO	-	-	-	5	-	-	-	-	-	-	-	-	5	-
Anti-Doping Paraguay	NADO	PAR-NADO	2	-	1	2	-	1	-	-	-	-	-	-	4	50%
Sri Lanka Anti Doping Agency	NADO	SRI-NADO	2	-	-	1	-	-	-	-	-	-	-	-	3	-
Swedish Bodybuilding and Fitness Federation	Other	SKKF	3	-	-	-	-	-	-	-	-	-	-	-	3	-
Colombian NADO	NADO	COL-NADO	2	-	1	1	-	-	-	-	-	-	-	-	3	33%

2019 Anti-Doping Testing Figures
Samples Analyzed and Reported by Accredited Laboratories in ADAMS

Table 101: AIMS Sport - Bodybuilding - continued

Testing Authority (TA)	TA Category	ADAMS Code	Urine						Blood						Total Samples	% AAF
			IC			OOC			IC			OOC				
			Samples	ATF	AAF	Samples	ATF	AAF	Samples	ATF	AAF	Samples	ATF	AAF		
French Anti-Doping Agency	NADO	AFLD-NADO	3	-	-	-	-	-	-	-	-	-	-	-	3	-
Doping Control Agency of Thailand	NADO	DCAT	3	-	2	-	-	-	-	-	-	-	-	-	3	67%
Uruguay Anti-Doping	NADO	URU-NADO	-	-	-	2	-	-	-	-	-	-	-	-	2	-
Caribbean RADO	RADO	CAR-RADO	-	-	-	2	-	-	-	-	-	-	-	-	2	-
Venezuela NADO	NADO	VEN-NADO	-	-	-	2	-	-	-	-	-	-	-	-	2	-
West Asia RADO	RADO	W-ASIA-RADC	-	-	-	2	-	1	-	-	-	-	-	-	2	50%
Croatian Institute of Public Health	NADO	CIPH	-	-	-	1	-	-	-	-	-	-	-	-	1	-
South American RADO	RADO	RADO-SAM	-	-	-	1	-	-	-	-	-	-	-	-	1	-
World Anti-Doping Agency	Other-CS	WADA-AMA	1	-	-	-	-	-	-	-	-	-	-	-	1	-
Ecuador NADO	NADO	ECU-NADO	-	-	-	1	-	-	-	-	-	-	-	-	1	-
South Asia RADO	RADO	S-ASIA-RADC	-	-	-	1	-	-	-	-	-	-	-	-	1	-
Georgian Anti-Doping Agency	NADO	GEO-NADO	-	-	-	1	-	-	-	-	-	-	-	-	1	-
			635	9	192	547	5	78	64	-	-	93	-	1	1339	

Table 102: AIMS Sport - Casting

Testing Authority (TA)	TA Category	ADAMS Code	Urine						Blood						Total Samples	% AAF
			IC			OOC			IC			OOC				
			Samples	ATF	AAF	Samples	ATF	AAF	Samples	ATF	AAF	Samples	ATF	AAF		
International Casting Sport Federation	AIMS	ICSF	3	-	-	-	-	-	-	-	-	-	-	-	3	-
Anti-Doping Norway	NADO	ADNO	2	-	-	-	-	-	-	-	-	-	-	-	2	-
			5	-	-	-	-	-	-	-	-	-	-	-	5	-

Table 103: AIMS Sport - Darts

Testing Authority (TA)	TA Category	ADAMS Code	Urine						Blood						Total Samples	% AAF
			IC			OOC			IC			OOC				
			Samples	ATF	AAF	Samples	ATF	AAF	Samples	ATF	AAF	Samples	ATF	AAF		
UK Anti-Doping	NADO	UKAD	33	-	2	-	-	-	-	-	-	-	-	-	33	6%
World Darts Federation	AIMS	WDF	11	-	-	-	-	-	-	-	-	-	-	-	11	-
German National Anti-Doping Agency	NADO	NADA	8	-	1	-	-	-	-	-	-	-	-	-	8	13%
Doping Authority Netherlands	NADO	DAN	5	-	-	-	-	-	-	-	-	-	-	-	5	-
Turkish Anti Doping Commission	NADO	TADC	2	-	-	-	-	-	-	-	-	-	-	-	2	-
Romanian National Anti-Doping Agency	NADO	NAD-Romania	1	-	-	-	-	-	-	-	-	-	-	-	1	-
			60	-	3	-	-	-	-	-	-	-	-	-	60	-

Table 104: AIMS Sport - Dragon Boat

Testing Authority (TA)	TA Category	ADAMS Code	Urine						Blood						Total Samples	% AAF
			IC			OOC			IC			OOC				
			Samples	ATF	AAF	Samples	ATF	AAF	Samples	ATF	AAF	Samples	ATF	AAF		
International Dragon Boat Federation	AIMS	IDBF	21	-	-	13	-	1	-	-	-	-	-	-	34	3%
Doping Control Agency of Thailand	NADO	DCAT	-	-	-	12	-	-	-	-	-	-	-	-	12	-
Anti-Doping Singapore	NADO	ADS	10	-	4	-	-	-	-	-	-	-	-	-	10	40%
Japan Anti-Doping Agency	NADO	JADA	8	-	-	-	-	-	-	-	-	-	-	-	8	-
South East Asian Games Federation	Other	SEAGF	6	-	-	-	-	-	-	-	-	-	-	-	6	-
Hong Kong Anti-Doping Committee	NADO	HKG-ADC	-	-	-	4	-	-	-	-	-	-	-	-	4	-
			45	-	4	29	-	1	-	-	-	-	-	-	74	-

Table 105: AIMS Sport - Draughts

Testing Authority (TA)	TA Category	ADAMS Code	Urine						Blood						Total Samples	% AAF
			IC			OOC			IC			OOC				
			Samples	ATF	AAF	Samples	ATF	AAF	Samples	ATF	AAF	Samples	ATF	AAF		
World Draughts Federation	AIMS	FMJD	12	-	-	12	-	-	-	-	-	-	-	-	24	-
Portugal Anti-Doping Agency	NADO	AdoP	8	-	1	-	-	-	-	-	-	-	-	-	8	13%
Italian National Anti-Doping Agency	NADO	NADO ITALIA	2	-	-	-	-	-	-	-	-	-	-	-	2	-
			22	-	1	12	-	-	-	-	-	-	-	-	34	-

Table 106: AIMS Sport - Fistball

Testing Authority (TA)	TA Category	ADAMS Code	Urine						Blood						Total Samples	% AAF
			IC			OOC			IC			OOC				
			Samples	ATF	AAF	Samples	ATF	AAF	Samples	ATF	AAF	Samples	ATF	AAF		
International Fistball Association	AIMS	IFA	8	-	-	6	-	-	-	-	-	1	-	-	15	-
National Anti-Doping Agency Austria GmbH	NADO	NADA Austria	-	-	-	12	-	-	-	-	-	-	-	-	12	-
			8	-	-	18	-	-	-	-	-	1	-	-	27	-

Table 107: AIMS Sport - Go

Testing Authority (TA)	TA Category	ADAMS Code	Urine						Blood						Total Samples	% AAF
			IC			OOC			IC			OOC				
			Samples	ATF	AAF	Samples	ATF	AAF	Samples	ATF	AAF	Samples	ATF	AAF		
Korea Anti-Doping Agency	NADO	KADA	6	-	-	-	-	-	-	-	-	-	-	-	6	-
International Go Federation	AIMS	IGF-Go	4	-	-	-	-	-	-	-	-	-	-	-	4	-
Anti-Doping Agency of Serbia	NADO	ADAS	2	-	-	-	-	-	-	-	-	-	-	-	2	-
			12	-	-	-	-	-	-	-	-	-	-	-	12	-

2019 Anti-Doping Testing Figures
Samples Analyzed and Reported by Accredited Laboratories in ADAMS

Table 108: AIMS Sport - Ju-Jitsu

Testing Authority (TA)	TA Category	ADAMS Code	Urine						Blood						Total Samples	% AAF
			IC			OOC			IC			OOC				
			Samples	ATF	AAF	Samples	ATF	AAF	Samples	ATF	AAF	Samples	ATF	AAF		
Ju-Jitsu International Federation	AIMS	JJIF	212	1	5	30	-	-	16	-	-	3	-	-	261	2%
German National Anti-Doping Agency	NADO	NADA	9	-	-	41	-	-	-	-	-	2	-	-	52	-
United Arab Emirates National Anti-doping Committee	NADO	UAE-NADO	9	-	-	10	-	-	-	-	-	-	-	-	19	-
French Anti-Doping Agency	NADO	AFLD-NADO	12	-	-	-	-	-	-	-	-	-	-	-	12	-
CHN-National Federations in China	Other	CHN-NF	11	-	1	-	-	-	-	-	-	-	-	-	11	9%
National Anti Doping Agency -India	NADO	IND-NADO	10	-	1	-	-	-	-	-	-	-	-	-	10	10%
Doping Authority Netherlands	NADO	DAN	8	-	-	-	-	-	-	-	-	-	-	-	8	-
Jordan Anti-doping Organization	NADO	JADO	-	-	-	7	-	-	-	-	-	-	-	-	7	-
Swedish Sports Confederation	NADO	RF	-	-	-	6	-	-	-	-	-	-	-	-	6	-
South East Asian Games Federation	Other	SEAGF	4	-	1	-	-	-	-	-	-	-	-	-	4	25%
Antidoping Switzerland	NADO	ADCH	-	-	-	4	-	-	-	-	-	-	-	-	4	-
Israeli NADO	NADO	ISR-NADO	-	-	-	4	-	-	-	-	-	-	-	-	4	-
South East Asia RADO	RADO	SE-ASIA-RADO	-	-	-	1	-	-	-	-	-	-	-	-	1	-
West Asia RADO	RADO	W-ASIA-RADO	-	-	-	1	-	-	-	-	-	-	-	-	1	-
Anti-Doping Agency of Serbia	NADO	ADAS	1	-	-	-	-	-	-	-	-	-	-	-	1	-
Gulf States and Yemen RADO	RADO	GSY-RADO	-	-	-	1	-	-	-	-	-	-	-	-	1	-
National Anti-Doping Agency Austria GmbH	NADO	NADA Austria	-	-	-	1	-	-	-	-	-	-	-	-	1	-
Doping Control Agency of Thailand	NADO	DCAT	-	-	-	1	-	-	-	-	-	-	-	-	1	-
			276	1	8	107	-	-	16	-	-	5	-	-	404	

Table 109: AIMS Sport - Kendo

Testing Authority (TA)	TA Category	ADAMS Code	Urine						Blood						Total Samples	% AAF
			IC			OOC			IC			OOC				
			Samples	ATF	AAF	Samples	ATF	AAF	Samples	ATF	AAF	Samples	ATF	AAF		
Korea Anti-Doping Agency	NADO	KADA	13	-	-	-	-	-	1	-	-	-	-	-	14	-
Spain National Anti-Doping Agency	NADO	ESP-NADO	9	-	-	-	-	-	2	-	-	-	-	-	11	-
Japan Anti-Doping Agency	NADO	JADA	10	-	-	-	-	-	-	-	-	-	-	-	10	-
International Kendo Federation	AIMS	FIK	4	-	-	4	-	-	-	-	-	-	-	-	8	-
Anti-Doping Agency of Serbia	NADO	ADAS	2	-	-	-	-	-	-	-	-	-	-	-	2	-
			38	-	-	4	-	-	3	-	-	-	-	-	45	

Table 110: AIMS Sport - Minigolf

Testing Authority (TA)	TA Category	ADAMS Code	Urine						Blood						Total Samples	% AAF
			IC			OOC			IC			OOC				
			Samples	ATF	AAF	Samples	ATF	AAF	Samples	ATF	AAF	Samples	ATF	AAF		
World Minigolf Sport Federation	AIMS	WMF	9	-	1	3	-	-	-	-	-	-	-	-	12	8%
German National Anti-Doping Agency	NADO	NADA	8	-	-	-	-	-	-	-	-	-	-	-	8	-
			17	-	1	3	-	-	-	-	-	-	-	-	20	

Table 111: AIMS Sport - Powerlifting

Testing Authority (TA)	TA Category	ADAMS Code	Urine						Blood						Total Samples	% AAF
			IC			OOC			IC			OOC				
			Samples	ATF	AAF	Samples	ATF	AAF	Samples	ATF	AAF	Samples	ATF	AAF		
International Powerlifting Federation	AIMS	IPF	602	-	18	144	1	1	-	-	-	24	-	-	770	2%
USA Powerlifting	Other	USA-USAPL	232	-	12	516	-	20	-	-	-	-	-	-	748	4%
German National Anti-Doping Agency	NADO	NADA	299	-	9	57	-	-	42	-	-	15	-	-	413	2%
National Anti-doping Center of Ukraine	NADO	NADC Ukraine	132	1	7	119	1	3	73	-	-	1	-	-	325	3%
Swedish Sports Confederation	NADO	RF	72	-	1	103	-	2	-	-	-	8	-	-	183	2%
Anti-Doping Norway	NADO	ADNO	55	-	2	95	-	1	-	-	-	18	-	-	168	2%
Canadian Centre for Ethics in Sport	NADO	CCES	69	-	1	54	-	1	16	-	-	21	-	-	160	1%
Finnish Center for Integrity in Sports	NADO	FINCIS	39	-	-	67	-	1	15	-	-	22	-	-	143	1%
French Anti-Doping Agency	NADO	AFLD-NADO	101	1	5	6	-	-	18	-	-	4	-	-	129	4%
Anti-Doping Denmark	NADO	ADD	26	-	2	62	-	2	4	-	-	18	-	-	110	4%
Russian National Anti-Doping Organization	NADO	RUSADA	54	-	7	38	-	1	3	-	-	6	-	-	101	8%
South African Institute for Drug-Free Sport	NADO	SAIDS	23	-	3	23	-	-	17	-	-	-	-	-	63	5%
British Drug Free Powerlifting Association	Other	GBR-BDFPA	58	-	3	1	-	-	-	-	-	-	-	-	59	5%
National Anti-Doping Agency Austria GmbH	NADO	NADA Austria	27	-	-	23	-	-	-	-	-	6	-	-	56	-
National Anti Doping Agency -India	NADO	IND-NADO	29	-	14	23	-	5	4	-	-	-	-	-	56	34%
Polish Anti-Doping Agency	NADO	POLADA	34	1	1	8	-	-	4	-	-	-	-	-	46	2%
Australian Sports Anti-Doping Authority	NADO	ASADA	28	-	1	10	-	1	-	-	-	8	-	-	46	4%
Mexican National Anti-Doping Committee	NADO	MEX-NADO	35	-	4	8	1	-	-	-	-	-	-	-	43	9%
Japan Anti-Doping Agency	NADO	JADA	39	-	1	-	-	-	-	-	-	-	-	-	39	3%
Czech Anti-Doping Committee	NADO	CADC	31	-	1	5	-	-	-	-	-	3	-	-	39	3%
Doping Authority Netherlands	NADO	DAN	35	-	2	3	-	-	-	-	-	-	-	-	38	5%
Croatian Institute of Public Health	NADO	CIPH	19	-	1	3	-	-	6	-	-	6	-	-	34	3%
Italian Powerlifting Federation	Other	ITA-PL	33	-	-	-	-	-	-	-	-	-	-	-	33	-
NADO Flanders	NADO	NADOF	12	-	-	17	-	-	-	-	-	1	-	-	30	-
Anti-Doping Bureau of Latvia	NADO	LAT-NADO	18	-	3	4	-	-	4	-	-	3	-	-	29	10%
Spanish Powerlifting Association	Other	SPA-PL	27	-	1	-	-	-	-	-	-	-	-	-	27	4%
Russian Powerlifting Federation	Other	RUS-RPF	-	-	-	27	-	1	-	-	-	-	-	-	27	4%
Hungarian Anti-Doping Agency	NADO	HUNADO	19	-	2	-	-	-	5	-	-	-	-	-	24	8%
Drug Free Sport New Zealand	NADO	DFSNZ	11	-	1	8	-	1	-	-	-	2	-	-	21	10%
Anti-Doping Commission, Chinese Taipei Olympic Commi	NADO	CTADA	19	-	-	-	-	-	-	-	-	-	-	-	19	-
Oceania RADO	RADO	O-RADO	18	-	-	1	-	-	-	-	-	-	-	-	19	-
Singapore Powerlifting Federation	Other	erlifting Singa	19	-	-	-	-	-	-	-	-	-	-	-	19	-
French Community of Belgium NADO	NADO	BEL-CFWB	6	-	-	7	-	-	2	-	-	2	-	-	17	-

2019 Anti-Doping Testing Figures
Samples Analyzed and Reported by Accredited Laboratories in ADAMS

Table 111: AIMS Sport - Powerlifting (continued)

Testing Authority (TA)	TA Category	ADAMS Code	Urine						Blood						Total Samples	% AAF
			IC			OOC			IC			OOC				
			Samples	ATF	AAF	Samples	ATF	AAF	Samples	ATF	AAF	Samples	ATF	AAF		
Brasilian Authority on Anti-Doping Control	NADO	ABCD	14	-	4	-	-	-	-	-	-	-	-	-	14	29%
National Olympic and Sports Association of Iceland	NADO	ISL-NADO	3	-	-	-	-	-	11	-	-	-	-	-	14	-
Egyptian National Anti-doping Organization	NADO	EGY-NADO	-	-	-	-	-	-	13	-	-	-	-	-	13	-
Estonian Anti-Doping Agency	NADO	EADA	10	-	-	-	-	-	-	-	-	2	-	-	12	-
Bulgarian Anti-doping Center	NADO	BUL-NADO	7	-	-	-	-	-	1	-	-	2	-	-	10	-
Kazakhstan National Anti-Doping Centre	NADO	KAZ-NADO	6	-	-	-	-	-	3	-	1	-	-	-	9	11%
Italian National Anti-Doping Agency	NADO	NADO ITALIA	6	-	1	-	-	-	-	-	-	3	-	-	9	11%
Central American RADO	RADO	RADO-CAM	9	1	1	-	-	-	-	-	-	-	-	-	9	11%
Lithuanian Anti-Doping Agency	NADO	LTU-NADO	8	-	2	-	-	-	-	-	-	-	-	-	8	25%
Costa Rica NADO	NADO	CRC-NADO	5	-	-	-	-	-	2	-	-	-	-	-	7	-
Swiss Powerlifting	Other	SUI-PWL	7	-	-	-	-	-	-	-	-	-	-	-	7	-
Slovenian Antidoping Organization	NADO	SLOADO	6	-	2	-	-	-	-	-	-	-	-	-	6	33%
Irish Powerlifting Federation	Other	IRE-PL	6	-	-	-	-	-	-	-	-	-	-	-	6	-
Mongolian National Anti-Doping Organization	NADO	MGL-NADO	6	-	-	-	-	-	-	-	-	-	-	-	6	-
Belarus National Anti-Doping Agency	NADO	BNADA	4	-	1	-	-	-	-	-	-	2	-	-	6	17%
Anti-Doping Commission of Malta	NADO	MLT-NADO	5	-	2	-	-	-	-	-	-	-	-	-	5	40%
Others in China	Other	China-Others	2	-	-	-	-	-	2	-	-	-	-	-	4	-
Philippine Sports Commission	NADO	PHI-NADO	4	-	-	-	-	-	-	-	-	-	-	-	4	-
Trinidad and Tobago Olympic Committee	NADO	TTOC	4	-	-	-	-	-	-	-	-	-	-	-	4	-
Anti-Doping Agency of Panama	NADO	PAN-NADO	-	-	-	-	-	-	4	-	1	-	-	-	4	25%
National Olympic Committee of Iraq	NADO	NOC-IRAQ	-	-	-	-	-	-	3	-	2	-	-	-	3	67%
Uruguay Anti-Doping	NADO	URU-NADO	3	-	-	-	-	-	-	-	-	-	-	-	3	-
Romanian National Anti-Doping Agency	NADO	ROM-NADO	-	-	-	-	-	-	2	-	-	-	1	-	3	-
Austrian Powerlifting Federation	Other	AUT - POW	3	-	-	-	-	-	-	-	-	-	-	-	3	-
US Anti-Doping Agency	NADO	USADA	3	-	1	-	-	-	-	-	-	-	-	-	3	33%
I.R Iran National Anti-Doping Organization	NADO	IRI-NADO	3	-	2	-	-	-	-	-	-	-	-	-	3	67%
World Powerlifting Congress	Other	WPC	3	-	-	-	-	-	-	-	-	-	-	-	3	-
Hong Kong Anti-Doping Committee	NADO	HKG-ADC	-	-	-	-	-	-	2	-	-	-	-	-	2	-
Sri Lanka Anti Doping Agency	NADO	SRI-NADO	2	-	-	-	-	-	-	-	-	-	-	-	2	-
Israeli NADO	NADO	ISR-NADO	-	-	-	-	-	-	2	-	-	-	-	-	2	-
German Drug-Free Powerlifting Federation	Other	GDFPF	-	-	-	-	-	-	2	-	-	-	-	-	2	-
Common Community Commission (Brussels)	NADO	COCOM	1	-	-	-	-	-	-	-	-	1	-	-	2	-
Drug Free Powerlifting Australia	Other	AUS-DFPA	2	-	-	-	-	-	-	-	-	-	-	-	2	-
National Anti-Doping agency of Uzbekistan	NADO	UZNADA	-	-	-	-	-	-	1	-	-	-	-	-	1	-
Indian Ocean RADO	RADO	ND-OCE-RADO	-	-	-	-	-	-	1	-	-	-	-	-	1	-
Gulf States and Yemen RADO	RADO	GSY-RADO	-	-	-	-	-	-	1	-	-	-	-	-	1	-
Bahamas Anti-Doping Commission	NADO	BADC	-	-	-	-	-	-	1	-	-	-	-	-	1	-
Great Britain Powerlifting Federation	Other	GBR-GBPF	1	-	-	-	-	-	-	-	-	-	-	-	1	-
			2354	4	118	1483	3	44	223	-	-	169	-	-	4229	

Table 112: AIMS Sport - Savate

Testing Authority (TA)	TA Category	ADAMS Code	Urine						Blood						Total Samples	% AAF
			IC			OOC			IC			OOC				
			Samples	ATF	AAF	Samples	ATF	AAF	Samples	ATF	AAF	Samples	ATF	AAF		
French Anti-Doping Agency	NADO	AFLD-NADO	10	-	-	-	-	-	29	-	-	-	-	-	39	-
International Savate Federation	AIMS	FIS-Savate	16	-	-	-	-	-	6	-	-	-	2	-	24	-
French Community of Belgium NADO	NADO	BEL-CFWB	6	-	-	-	-	-	-	-	-	1	-	-	7	-
Anti-Doping Agency of Serbia	NADO	ADAS	2	-	-	-	-	-	-	-	-	-	-	-	2	-
			34	-	-	35	-	-	1	-	-	2	-	-	72	

Table 113: AIMS Sport - Sepaktakraw

Testing Authority (TA)	TA Category	ADAMS Code	Urine						Blood						Total Samples	% AAF
			IC			OOC			IC			OOC				
			Samples	ATF	AAF	Samples	ATF	AAF	Samples	ATF	AAF	Samples	ATF	AAF		
Doping Control Agency of Thailand	NADO	DCAT	-	-	-	-	-	-	30	-	-	-	-	-	30	-
National Anti Doping Agency -India	NADO	IND-NADO	10	-	-	-	-	-	14	-	-	-	-	-	24	-
International Sepaktakraw Federation	AIMS	ISTAF	20	-	-	-	-	-	-	-	-	-	-	-	20	-
Korea Anti-Doping Agency	NADO	KADA	7	-	-	-	-	-	10	-	-	-	-	-	17	-
South East Asian Games Federation	Other	SEAGF	12	-	-	-	-	-	-	-	-	-	-	-	12	-
South East Asia RADO	RADO	SE-ASIA-RADO	-	-	-	-	-	-	6	-	-	-	-	-	6	-
Lembaga Anti-Doping Indonesia	NADO	LADI	-	-	-	-	-	-	5	-	-	-	-	-	5	-
			49	-	-	65	-	-	-	-	-	-	-	-	114	

Table 114: AIMS Sport - Sleddog

Testing Authority (TA)	TA Category	ADAMS Code	Urine						Blood						Total Samples	% AAF
			IC			OOC			IC			OOC				
			Samples	ATF	AAF	Samples	ATF	AAF	Samples	ATF	AAF	Samples	ATF	AAF		
International Federation of Sleddog Sports	AIMS	IFSS	17	1	-	-	-	-	1	-	-	-	-	-	18	-
Spain National Anti-Doping Agency	NADO	ESP-NADO	-	-	-	-	-	-	1	-	-	-	-	-	1	-
			17	1	-	2	-	-	-	-	-	-	-	-	19	

2019 Anti-Doping Testing Figures
Samples Analyzed and Reported by Accredited Laboratories in ADAMS

Table 115: AIMS Sport - Soft Tennis

Testing Authority (TA)	TA Category	ADAMS Code	Urine						Blood						Total Samples	% AAF
			IC			OOC			IC			OOC				
			Samples	ATF	AAF	Samples	ATF	AAF	Samples	ATF	AAF	Samples	ATF	AAF		
Japan Anti-Doping Agency	NADO	JADA	25	-	-	-	-	-	-	-	-	-	-	-	25	-
Korea Anti-Doping Agency	NADO	KADA	8	-	-	4	-	1	1	-	-	1	-	-	14	7%
Doping Control Agency of Thailand	NADO	DCAT	-	-	-	12	-	-	-	-	-	-	-	-	12	-
South East Asia RADO	RADO	SE-ASIA-RADO	-	-	-	5	-	-	-	-	-	-	-	-	5	-
International Soft Tennis Federation	AIMS	ISTF	5	-	1	-	-	-	-	-	-	-	-	-	5	20%
Anti-Doping Commission, Chinese Taipei Olympic Commi	NADO	CTADA	5	-	-	-	-	-	-	-	-	-	-	-	5	-
Lembaga Anti-Doping Indonesia	NADO	LADI	-	-	-	4	-	-	-	-	-	-	-	-	4	-
			43	-	1	25	-	1	1	-	-	1	-	-	70	

Table 116: AIMS Sport - Sport Fishing

Testing Authority (TA)	TA Category	ADAMS Code	Urine						Blood						Total Samples	% AAF
			IC			OOC			IC			OOC				
			Samples	ATF	AAF	Samples	ATF	AAF	Samples	ATF	AAF	Samples	ATF	AAF		
International Sport Fishing Confederation	AIMS	CIPS	17	-	-	2	-	-	-	-	-	-	-	-	19	-
Portugal Anti-Doping Agency	NADO	ADoP	14	-	1	-	-	-	-	-	-	-	-	-	14	7%
Italian National Anti-Doping Agency	NADO	NADO ITALIA	3	-	-	-	-	-	-	-	-	-	-	-	3	-
Spain National Anti-Doping Agency	NADO	ESP-NADO	2	-	-	-	-	-	-	-	-	-	-	-	2	-
Anti-Doping Agency of Serbia	NADO	ADAS	2	-	-	-	-	-	-	-	-	-	-	-	2	-
			38	-	1	2	-	-	-	-	-	-	-	-	40	

2019 Anti-Doping Testing Figures
Samples Analyzed and Reported by Accredited Laboratories in ADAMS

Table 117: IPC Sport - Para-Swimming and Aquatics

Testing Authority (TA)	TA Category	ADAMS Code	Urine						Blood						Total Samples	% AAF
			IC			OOO			IC			OOO				
			Samples	ATF	AAF	Samples	ATF	AAF	Samples	ATF	AAF	Samples	ATF	AAF		
International Paralympic Committee	Other-CS	IPC	218	-	7	139	-	1	17	-	-	2	-	-	376	2%
Russian National Anti-Doping Organization	NADO	RUSADA	62	-	-	189	-	-	-	-	-	-	-	-	251	-
US Anti-Doping Agency	NADO	USADA	48	-	-	54	-	2	-	-	-	2	-	-	104	2%
China Anti-Doping Agency	NADO	CHINADA	55	-	-	34	-	-	3	-	-	1	-	-	93	-
Canadian Centre for Ethics in Sport	NADO	CCES	17	-	-	39	-	-	-	-	-	11	-	-	67	-
UK Anti-Doping	NADO	UKAD	1	-	-	42	-	-	-	-	-	9	-	-	52	-
German National Anti-Doping Agency	NADO	NADA	36	-	-	12	-	-	4	-	-	-	-	-	52	-
Italian National Anti-Doping Agency	NADO	NADO ITALIA	17	-	-	30	-	1	-	-	-	4	-	-	51	2%
Doping Authority Netherlands	NADO	DAN	10	-	-	35	-	-	-	-	-	1	-	-	46	-
Mexican National Anti-Doping Committee	NADO	MEX-NADO	4	-	-	41	1	-	-	-	-	-	-	-	45	-
Doping Control Agency of Thailand	NADO	DCAT	15	-	-	23	-	-	-	-	-	-	-	-	38	-
Brasilian Authority on Anti-Doping Control	NADO	ABCD	21	-	-	13	-	-	-	-	-	-	-	-	34	-
Colombian NADO	NADO	COL-NADO	15	-	-	11	-	-	-	-	-	2	-	-	28	-
Swedish Sports Confederation	NADO	RF	9	-	-	13	-	-	-	-	-	-	-	-	22	-
National Anti-doping Center of Ukraine	NADO	NADC Ukraine	-	-	-	20	-	-	-	-	-	2	-	-	22	-
Sport Ireland	NADO	SI	-	-	-	18	-	-	-	-	-	3	-	-	21	-
French Anti-Doping Agency	NADO	AFLD-NADO	20	-	-	-	-	-	-	-	-	-	-	-	20	-
Japan Anti-Doping Agency	NADO	JADA	12	-	-	5	-	-	-	-	-	-	-	-	17	-
Kazakhstan National Anti-Doping Centre	NADO	KAZ-NADO	-	-	-	16	-	-	-	-	-	-	-	-	16	-
Polish Anti-Doping Agency	NADO	POLADA	16	-	-	-	-	-	-	-	-	-	-	-	16	-
Hellenic National Council for Combatting Doping	NADO	ESKAN	15	-	-	-	-	-	-	-	-	-	-	-	15	-
Anti-Doping Singapore	NADO	ADS	-	-	-	13	-	-	-	-	-	1	-	-	14	-
Australian Sports Anti-Doping Authority	NADO	ASADA	8	-	1	5	-	-	-	-	-	1	-	-	14	7%
Spain National Anti-Doping Agency	NADO	ESP-NADO	4	-	-	7	-	-	-	-	-	2	-	-	13	-
Korea Anti-Doping Agency	NADO	KADA	4	-	1	4	-	-	2	-	-	2	-	-	12	8%
Antidoping Switzerland	NADO	ADCH	-	-	-	8	-	-	-	-	-	-	-	-	8	-
Drug Free Sport New Zealand	NADO	DFSNZ	-	-	-	7	-	-	-	-	-	1	-	-	8	-
Chilean National Anti-Doping Commission	NADO	CHI-NADO	4	-	-	2	-	-	-	-	-	-	-	-	6	-
National Anti Doping Agency -India	NADO	IND-NADO	-	-	-	6	-	-	-	-	-	-	-	-	6	-
Anti-Doping Norway	NADO	ADNO	1	-	-	4	-	-	-	-	-	1	-	-	6	-
Cuban National Anti-Doping Agency	NADO	CUB-NADO	-	-	-	5	-	-	-	-	-	-	-	-	5	-
Portugal Anti-Doping Agency	NADO	AdoP	5	-	-	-	-	-	-	-	-	-	-	-	5	-
Hungarian Anti-Doping Agency	NADO	HUNADO	-	-	-	5	-	-	-	-	-	-	-	-	5	-
Slovak Anti-Doping Agency	NADO	SADA	3	-	-	-	-	-	1	-	-	-	-	-	4	-
Anti-Doping Denmark	NADO	ADD	4	-	-	-	-	-	-	-	-	-	-	-	4	-
Belarus National Anti-Doping Agency	NADO	BNADA	-	-	-	3	-	-	-	-	-	1	-	-	4	-
South African Institute for Drug-Free Sport	NADO	SAIDS	1	-	-	2	-	-	-	-	-	-	-	-	3	-
National Anti-Doping agency of Uzbekistan	NADO	UZNADA	-	-	-	3	-	1	-	-	-	-	-	-	3	33%
Anti-Doping Agency of Panama	NADO	PAN-NADO	-	-	-	3	-	-	-	-	-	-	-	-	3	-
Vietnam Anti-Doping & Sports Medicine Agency	NADO	VADA	-	-	-	3	-	-	-	-	-	-	-	-	3	-
Anti-Doping Bureau of Latvia	NADO	LAT-NADO	-	-	-	1	-	-	-	-	-	1	-	-	2	-
International Wheelchair and Amputee Sports Federation	Other-CS	IWAS	2	-	-	-	-	-	-	-	-	-	-	-	2	-
Anti-Doping Agency of Kenya	NADO	ADAK	-	-	-	2	-	-	-	-	-	-	-	-	2	-
NADO Flanders	NADO	NADOF	-	-	-	2	-	-	-	-	-	-	-	-	2	-
National Anti-Doping Agency Austria GmbH	NADO	NADA Austria	-	-	-	2	-	-	-	-	-	-	-	-	2	-
Common Community Commission (Brussels)	NADO	COCOM	-	-	-	1	-	-	-	-	-	-	-	-	1	-
Eastern Europe RADO	RADO	E-EUR-RADO	-	-	-	1	-	-	-	-	-	-	-	-	1	-
Finnish Center for Integrity in Sports	NADO	FINCIS	1	-	-	-	-	-	-	-	-	-	-	-	1	-
			628	-	9	823	1	5	27	-	-	47	-	-	1525	

IPC Sport - Aquatics

IPC Swimming Middle Distance 200-400m (R)

IPC Swimming Sprint 100m or less (R)

IPC Swimming (R)

Testing Authority (TA)	TA Category	ADAMS Code	Urine						Blood						Total Samples	% AAF
			IC			OOO			IC			OOO				
			Samples	ATF	AAF	Samples	ATF	AAF	Samples	ATF	AAF	Samples	ATF	AAF		
Portugal Anti-Doping Agency	NADO	AdoP	14	-	-	1	-	-	-	-	-	-	-	-	15	-
Central American RADO	RADO	RADO-CAM	-	-	-	1	-	-	-	-	-	-	-	-	1	-
Spain National Anti-Doping Agency	NADO	ESP-NADO	-	-	-	1	-	-	-	-	-	-	-	-	1	-
			14	-	-	3	-	-	-	-	-	-	-	-	17	

2019 Anti-Doping Testing Figures
Samples Analyzed and Reported by Accredited Laboratories in ADAMS

Table 118: IPC Sport - Para-Athletics and Athletics

Testing Authority (TA)	Para-Athletics		Urine						Blood						Total Samples	% AAF
	TA Category	ADAMS Code	IC Samples	IC ATF	AAF	OOC Samples	OOC ATF	AAF	IC Samples	IC ATF	AAF	OOC Samples	OOC ATF	AAF		
International Paralympic Committee	Other-CS	IPC	387	-	5	357	-	6	5	-	-	74	-	-	823	1%
Russian National Anti-Doping Organization	NADO	RUSADA	113	-	-	405	1	1	-	-	-	2	-	-	520	0%
US Anti-Doping Agency	NADO	USADA	51	-	1	150	-	1	-	-	-	11	-	-	212	1%
UK Anti-Doping	NADO	UKAD	14	-	1	106	-	1	-	-	-	21	-	-	141	1%
China Anti-Doping Agency	NADO	CHINADA	83	1	-	41	-	-	4	-	-	1	-	-	129	-
Brasilian Authority on Anti-Doping Control	NADO	ABCD	79	1	3	30	-	-	-	-	-	-	-	-	109	3%
German National Anti-Doping Agency	NADO	NADA	33	-	1	52	-	-	-	-	-	11	-	-	96	1%
Canadian Centre for Ethics in Sport	NADO	CCES	20	-	1	60	-	-	-	-	-	13	-	-	93	1%
Colombian NADO	NADO	COL-NADO	30	-	-	31	-	1	3	-	-	5	-	-	69	1%
Mexican National Anti-Doping Committee	NADO	MEX-NADO	5	1	-	63	1	-	-	-	-	-	-	-	68	-
Doping Authority Netherlands	NADO	DAN	18	-	1	36	-	2	-	-	-	3	-	-	57	5%
Japan Anti-Doping Agency	NADO	JADA	32	-	-	17	-	-	-	-	-	-	-	-	49	-
Doping Control Agency of Thailand	NADO	DCAT	23	-	1	26	-	-	-	-	-	-	-	-	49	2%
Antidoping Switzerland	NADO	ADCH	10	-	-	33	-	2	-	-	-	5	-	-	48	4%
Italian National Anti-Doping Agency	NADO	NADO ITALIA	19	-	-	20	-	1	-	-	-	6	-	-	45	2%
Korea Anti-Doping Agency	NADO	KADA	17	-	3	14	-	-	6	-	-	4	-	-	41	7%
Spain National Anti-Doping Agency	NADO	ESP-NADO	33	-	-	-	-	-	4	-	-	-	-	-	37	-
Sport Ireland	NADO	SI	-	-	-	28	-	-	-	-	-	8	-	-	36	-
Australian Sports Anti-Doping Authority	NADO	ASADA	3	-	-	28	-	-	-	-	-	-	-	-	31	-
National Anti Doping Agency -India	NADO	IND-NADO	-	-	-	24	-	-	-	-	-	7	-	-	31	-
Polish Anti-Doping Agency	NADO	POLADA	14	-	1	15	-	-	-	-	-	-	-	-	29	3%
Hellenic National Council for Combatting Doping	NADO	ESKAN	27	-	-	-	-	-	-	-	-	-	-	-	27	-
Nigerian National Anti-Doping Committee	NADO	NGR-NADO	12	-	-	8	-	-	-	-	-	-	-	-	20	-
Swedish Sports Confederation	NADO	RF	1	-	-	17	-	1	-	-	-	-	-	-	18	6%
Africa Zone I RADO	RADO	AFR-RADO-I	10	-	-	8	-	-	-	-	-	-	-	-	18	-
French Community of Belgium NADO	NADO	BEL-CFWB	-	-	-	15	-	-	-	-	-	1	-	-	16	-
Finnish Center for Integrity in Sports	NADO	FINCIS	1	-	-	14	-	-	-	-	-	-	-	-	15	-
I.R Iran National Anti-Doping Organization	NADO	IRI-NADO	8	-	2	7	-	-	-	-	-	-	-	-	15	13%
Jamaica Anti-Doping Commission	NADO	JADCO	7	-	-	6	-	-	-	-	-	2	-	-	15	-
Egyptian National Anti-doping Organization	NADO	EGY-NADO	-	-	-	14	-	-	-	-	-	-	-	-	14	-
South African Institute for Drug-Free Sport	NADO	SAIDS	5	-	1	8	-	-	-	-	-	1	-	-	14	7%
Anti-Doping Bureau of Latvia	NADO	LAT-NADO	-	-	-	11	-	-	-	-	-	2	-	-	13	-
Qatar Antidoping Commission	NADO	QADC	-	-	-	6	-	1	-	-	-	6	-	-	12	8%
Cuban National Anti-Doping Agency	NADO	CUB-NADO	-	-	-	9	-	-	-	-	-	-	-	-	9	-
Bulgarian Anti-doping Center	NADO	BUL-NADO	-	-	-	9	-	-	-	-	-	-	-	-	9	-
Croatian Institute of Public Health	NADO	CIPH	4	-	-	-	-	-	2	-	-	-	-	-	6	-
Anti-Doping Denmark	NADO	ADD	3	-	-	2	-	-	-	-	-	-	-	-	5	-
Peru National Anti-Doping Commission	NADO	CONAD PERU	-	-	-	5	-	-	-	-	-	-	-	-	5	-
Bermuda Sport Anti- Doping Authority	NADO	BSADA	-	-	-	4	-	-	-	-	-	1	-	-	5	-
United Arab Emirates National Anti-doping Committee	NADO	UAE-NADO	5	-	-	-	-	-	-	-	-	-	-	-	5	-
Chilean National Anti-Doping Commission	NADO	CHI-NADO	-	-	-	5	-	-	-	-	-	-	-	-	5	-
National Anti-Doping Agency Austria GmbH	NADO	NADA Austria	-	-	-	5	-	-	-	-	-	-	-	-	5	-
NADO Flanders	NADO	NADOF	-	-	-	5	-	-	-	-	-	-	-	-	5	-
French Anti-Doping Agency	NADO	AFLD-NADO	-	-	-	5	-	-	-	-	-	-	-	-	5	-
Anti-Doping Agency of Panama	NADO	PAN-NADO	-	-	-	4	-	1	-	-	-	-	-	-	4	25%
Azerbaijan National Anti-Doping Agency	NADO	AMADA	-	-	-	2	-	-	-	-	-	2	-	-	4	-
Vietnam Anti-Doping & Sports Medicine Agency	NADO	VADA	-	-	-	4	-	-	-	-	-	-	-	-	4	-
Anti-Doping Agency of Serbia	NADO	ADAS	3	-	-	1	-	-	-	-	-	-	-	-	4	-
Belarus National Anti-Doping Agency	NADO	BNADA	-	-	-	3	-	-	-	-	-	1	-	-	4	-
Hungarian Anti-Doping Agency	NADO	HUNADO	3	-	-	1	-	-	-	-	-	-	-	-	4	-
Oceania RADO	RADO	O-RADO	-	-	-	4	-	-	-	-	-	-	-	-	4	-
Kazakhstan National Anti-Doping Centre	NADO	KAZ-NADO	3	-	-	1	-	-	-	-	-	-	-	-	4	-
National Anti-Doping agency of Uzbekistan	NADO	UZNADA	-	-	-	3	-	1	-	-	-	-	-	-	3	33%
West Asia RADO	RADO	W-ASIA-RADC	-	-	-	3	-	-	-	-	-	-	-	-	3	-
International Wheelchair and Amputee Sports Federation	Other-CS	IWAS	3	-	-	-	-	-	-	-	-	-	-	-	3	-
Central American RADO	RADO	RADO-CAM	-	-	-	3	-	-	-	-	-	-	-	-	3	-
Luxembourg NADO	NADO	ALAD	-	-	-	2	-	-	-	-	-	1	-	-	3	-
Slovak Anti-Doping Agency	NADO	SADA	-	-	-	2	-	-	-	-	-	1	-	-	3	-
Costa Rica NADO	NADO	CRC-NADO	-	-	-	3	-	-	-	-	-	-	-	-	3	-
Romanian National Anti-Doping Agency	NADO	NAD-Romania	-	-	-	3	-	-	-	-	-	-	-	-	3	-
Drug Free Sport New Zealand	NADO	DFSNZ	2	-	-	-	-	-	-	-	-	-	-	-	2	-
CHN-National Federations in China	Other	CHN-NF	2	-	-	-	-	-	-	-	-	-	-	-	2	-
Anti-Doping Agency of Kenya	NADO	ADAK	-	-	-	-	-	-	-	-	-	-	-	-	2	-
National Anti-Doping Agency of Tunisia	NADO	ANAD	-	-	-	1	-	-	-	-	-	1	-	-	2	-
Trinidad and Tobago Olympic Committee	NADO	TTOC	-	-	-	2	-	-	-	-	-	-	-	-	2	-
Czech Anti-Doping Committee	NADO	CADC	2	-	-	-	-	-	-	-	-	-	-	-	2	-
Ethiopian Anti doping Organization	NADO	ETH-NADO	-	-	-	2	-	-	-	-	-	-	-	-	2	-
Africa Zone II & III RADO	RADO	AFR-RADO-II-III	-	-	-	1	-	-	-	-	-	-	-	-	1	-
National Olympic and Sports Association of Iceland	NADO	ISL-NADO	-	-	-	1	-	-	-	-	-	-	-	-	1	-
Africa Zone V RADO	RADO	AFR-RADO-V	-	-	-	1	-	-	-	-	-	-	-	-	1	-
Argentina National Anti-Doping Agency	NADO	ARG-CNAD	-	-	-	1	-	-	-	-	-	-	-	-	1	-
TOTAL			1085	3	21	1747	2	19	24	-	-	192	-	-	3048	

2019 Anti-Doping Testing Figures
Samples Analyzed and Reported by Accredited Laboratories in ADAMS

Table 118: IPC Sport - Para-Athletics and Athletics - continued

IPC Sport - Athletics

IPC Long Distance 3000m+ (R)
IPC Sprint 400m or less (R)

Testing Authority (TA)	TA Category	ADAMS Code	Urine						Blood						Total Samples	% AAF	
			IC			OOC			IC			OOC					
			Samples	ATF	AAF	Samples	ATF	AAF	Samples	ATF	AAF	Samples	ATF	AAF			
Peru National Anti-Doping Commission	NADO	CONAD PERU	2	-	-	-	-	-	-	-	-	-	-	-	-	2	-
Portugal Anti-Doping Agency	NADO	ADoP	-	-	-	1	-	-	-	-	-	-	-	-	-	1	-
			2	-	-	1	-	-	-	-	-	-	-	-	3		

Table 119: IPC Sport - Para-Biathlon

Testing Authority (TA)	TA Category	ADAMS Code	Urine						Blood						Total Samples	% AAF	
			IC			OOC			IC			OOC					
			Samples	ATF	AAF	Samples	ATF	AAF	Samples	ATF	AAF	Samples	ATF	AAF			
Russian National Anti-Doping Organization	NADO	RUSADA	-	-	-	121	-	-	-	-	-	-	-	-	-	121	-
International Paralympic Committee	Other-CS	IPC	17	-	-	-	-	-	4	-	-	-	-	-	-	21	-
China Anti-Doping Agency	NADO	CHINADA	9	-	-	-	-	-	1	-	-	-	-	-	10	-	
Korea Anti-Doping Agency	NADO	KADA	2	-	-	3	-	-	1	-	-	1	-	-	7	-	
Kazakhstan National Anti-Doping Centre	NADO	KAZ-NADO	-	-	-	3	-	-	-	-	-	-	-	-	3	-	
Polish Anti-Doping Agency	NADO	POLADA	3	-	-	-	-	-	-	-	-	-	-	-	3	-	
Japan Anti-Doping Agency	NADO	JADA	-	-	-	1	-	-	-	-	-	-	-	-	1	-	
			31	-	-	128	-	-	6	-	-	1	-	-	166		

Table 120: IPC Sport - Para-DanceSport

Testing Authority (TA)	TA Category	ADAMS Code	Urine						Blood						Total Samples	% AAF	
			IC			OOC			IC			OOC					
			Samples	ATF	AAF	Samples	ATF	AAF	Samples	ATF	AAF	Samples	ATF	AAF			
International Paralympic Committee	Other-CS	IPC	8	-	-	-	-	-	-	-	-	-	-	-	-	8	-
			8	-	-	-	-	-	-	-	-	-	-	-	8		

Table 121: IPC Sport - Para-Ice Hockey

Testing Authority (TA)	TA Category	ADAMS Code	Urine						Blood						Total Samples	% AAF	
			IC			OOC			IC			OOC					
			Samples	ATF	AAF	Samples	ATF	AAF	Samples	ATF	AAF	Samples	ATF	AAF			
Russian National Anti-Doping Organization	NADO	RUSADA	59	-	-	-	-	-	-	-	-	-	-	-	59	-	
Italian National Anti-Doping Agency	NADO	NADO ITALIA	4	-	-	16	-	-	-	-	-	1	-	-	21	-	
International Paralympic Committee	Other-CS	IPC	20	-	2	-	-	-	-	-	-	-	-	-	20	10%	
Canadian Centre for Ethics in Sport	NADO	CCES	-	-	-	11	-	-	-	-	-	4	-	-	15	-	
China Anti-Doping Agency	NADO	CHINADA	6	-	-	5	-	-	1	-	-	1	-	-	13	-	
German National Anti-Doping Agency	NADO	NADA	12	-	-	-	-	-	-	-	-	-	-	-	12	-	
US Anti-Doping Agency	NADO	USADA	-	-	-	10	-	1	-	-	-	-	-	-	10	10%	
Korea Anti-Doping Agency	NADO	KADA	2	-	-	2	-	-	1	-	-	1	-	-	6	-	
Czech Anti-Doping Committee	NADO	CADC	4	-	-	-	-	-	-	-	-	-	-	-	4	-	
			107	-	2	44	-	1	2	-	-	7	-	-	160		

2019 Anti-Doping Testing Figures
Samples Analyzed and Reported by Accredited Laboratories in ADAMS

Table 122: IPC Sport - Para-Powerlifting and Powerlifting

Testing Authority (TA)	TA Category	ADAMS Code	Urine						Blood						Total Samples	% AAF
			IC			OOC			IC			OOC				
			Samples	ATF	AAF	Samples	ATF	AAF	Samples	ATF	AAF	Samples	ATF	AAF		
International Paralympic Committee	Other-CS	IPC	240	5	7	175	-	2	33	-	-	75	-	-	523	2%
Russian National Anti-Doping Organization	NADO	RUSADA	36	1	3	143	-	1	10	-	-	10	-	-	199	2%
Braslian Authority on Anti-Doping Control	NADO	ABCD	75	-	2	-	-	-	-	-	-	-	-	-	75	3%
China Anti-Doping Agency	NADO	CHINADA	42	-	-	14	-	-	12	-	-	4	-	-	72	-
Kazakhstan National Anti-Doping Centre	NADO	KAZ-NADO	3	-	-	31	-	-	-	-	-	9	-	-	43	-
Egyptian National Anti-doping Organization	NADO	EGY-NADO	-	-	-	43	-	-	-	-	-	-	-	-	43	-
National Anti Doping Agency -India	NADO	IND-NADO	16	-	4	6	-	-	4	-	-	-	-	-	26	15%
Colombian NADO	NADO	COL-NADO	9	-	-	9	-	-	2	-	-	4	-	-	24	-
UK Anti-Doping	NADO	UKAD	7	-	-	9	-	-	-	-	-	6	-	-	22	-
Italian National Anti-Doping Agency	NADO	NADO ITALIA	6	-	-	6	-	-	-	-	-	4	-	-	16	-
Polish Anti-Doping Agency	NADO	POLADA	10	1	2	6	-	-	-	-	-	-	-	-	16	13%
Chilean National Anti-Doping Commission	NADO	CHI-NADO	6	-	-	9	-	-	-	-	-	-	-	-	15	-
Mexican National Anti-Doping Commitee	NADO	MEX-NADO	4	-	-	9	-	-	-	-	-	-	-	-	13	-
Korea Anti-Doping Agency	NADO	KADA	4	-	1	3	-	-	2	-	-	2	-	-	11	9%
Peru National Anti-Doping Commission	NADO	CONAD PERU	4	-	1	6	-	-	-	-	-	-	-	-	10	10%
Doping Control Agency of Thailand	NADO	DCAT	9	-	-	-	-	-	-	-	-	-	-	-	9	-
Japan Anti-Doping Agency	NADO	JADA	9	-	-	-	-	-	-	-	-	-	-	-	9	-
Nigerian National Anti-Doping Committee	NADO	NGR-NADO	-	-	-	8	-	1	-	-	-	-	-	-	8	13%
US Anti-Doping Agency	NADO	USADA	-	-	-	7	-	-	-	-	-	-	-	-	7	-
Saudi Arabian Antidoping Committee	NADO	KSA-NADO	-	-	-	7	-	1	-	-	-	-	-	-	7	14%
Sport Ireland	NADO	SI	-	-	-	4	-	-	-	-	-	2	-	-	6	-
Hellenic National Council for Combatting Doping	NADO	ESKAN	6	-	-	-	-	-	-	-	-	-	-	-	6	-
Finnish Center for Integrity in Sports	NADO	FINCIS	-	-	-	4	-	-	-	-	-	1	-	-	5	-
German National Anti-Doping Agency	NADO	NADA	2	-	-	-	-	-	2	-	-	-	-	-	4	-
Cuban National Anti-Doping Agency	NADO	CUB-NADO	-	-	-	4	-	-	-	-	-	-	-	-	4	-
Turkish Anti Doping Commission	NADO	TADC	4	-	-	-	-	-	-	-	-	-	-	-	4	-
Hungarian Anti-Doping Agency	NADO	HUNADO	3	-	1	1	-	-	-	-	-	-	-	-	4	25%
Georgian Anti-Doping Agency	NADO	GEO-NADO	-	-	-	4	-	1	-	-	-	-	-	-	4	25%
West Asia RADO	RADO	W-ASIA-RADC	-	-	-	4	-	-	-	-	-	-	-	-	4	-
Australian Sports Anti-Doping Authority	NADO	ASADA	4	-	-	-	-	-	-	-	-	-	-	-	4	-
Jordan Anti-doping Organization	NADO	JADO	3	-	-	-	-	-	-	-	-	-	-	-	3	-
National Anti-Doping agency of Uzbekistan	NADO	UZNADA	-	-	-	2	-	-	-	-	-	-	-	-	2	-
Vietnam Anti-Doping & Sports Medicine Agency	NADO	VADA	-	-	-	2	-	-	-	-	-	-	-	-	2	-
Africa Zone II & III RADO	RADO	AFR-RADO-II-III	-	-	-	2	-	-	-	-	-	-	-	-	2	-
Costa Rica NADO	NADO	CRC-NADO	-	-	-	2	-	-	-	-	-	-	-	-	2	-
Anti-Doping Agency of Panama	NADO	PAN-NADO	-	-	-	2	-	-	-	-	-	-	-	-	2	-
Anti-Doping Singapore	NADO	ADS	-	-	-	1	-	-	-	-	-	-	-	-	1	-
Anti-Doping Agency of Kenya	NADO	ADAK	-	-	-	-	-	-	-	-	-	1	-	-	1	-
South East Asia RADO	RADO	SE-ASIA-RADC	-	-	-	1	-	-	-	-	-	-	-	-	1	-
			502	7	21	524	-	6	65	-	-	118	-	-	1209	

Testing Authority (TA)	TA Category	ADAMS Code	Urine						Blood						Total Samples	% AAF
			IC			OOC			IC			OOC				
			Samples	ATF	AAF	Samples	ATF	AAF	Samples	ATF	AAF	Samples	ATF	AAF		
Egyptian National Anti-doping Organization	NADO	EGY-NADO	-	-	-	1	-	-	-	-	-	-	-	-	1	-
			-	-	-	1	-	-	-	-	-	-	-	-	1	-

Table 123: IPC Sport - Shooting Para Sport

Testing Authority (TA)	TA Category	ADAMS Code	Urine						Blood						Total Samples	% AAF
			IC			OOC			IC			OOC				
			Samples	ATF	AAF	Samples	ATF	AAF	Samples	ATF	AAF	Samples	ATF	AAF		
International Paralympic Committee	Other-CS	IPC	48	-	-	-	-	-	-	-	-	-	-	-	48	-
Russian National Anti-Doping Organization	NADO	RUSADA	23	-	1	16	-	1	-	-	-	-	-	-	39	5%
China Anti-Doping Agency	NADO	CHINADA	8	-	-	8	-	-	-	-	-	-	-	-	16	-
National Anti Doping Agency -India	NADO	IND-NADO	4	-	-	9	-	-	-	-	-	-	-	-	13	-
Korea Anti-Doping Agency	NADO	KADA	4	-	-	5	-	-	-	-	-	-	-	-	9	-
Braslian Authority on Anti-Doping Control	NADO	ABCD	9	-	-	-	-	-	-	-	-	-	-	-	9	-
US Anti-Doping Agency	NADO	USADA	-	-	-	8	-	1	-	-	-	-	-	-	8	13%
Antidoping Switzerland	NADO	ADCH	4	-	-	1	-	-	-	-	-	-	-	-	5	-
Anti-Doping Agency of Serbia	NADO	ADAS	3	-	-	-	-	-	-	-	-	-	-	-	3	-
International Wheelchair and Amputee Sports Federation	Other-CS	IWAS	3	-	-	-	-	-	-	-	-	-	-	-	3	-
Peru National Anti-Doping Commission	NADO	CONAD PERU	-	-	-	2	-	-	-	-	-	-	-	-	2	-
Canadian Centre for Ethics in Sport	NADO	CCES	-	-	-	2	-	-	-	-	-	-	-	-	2	-
Japan Anti-Doping Agency	NADO	JADA	2	-	-	-	-	-	-	-	-	-	-	-	2	-
Colombian NADO	NADO	COL-NADO	2	-	-	-	-	-	-	-	-	-	-	-	2	-
Anti-Doping Agency of Panama	NADO	PAN-NADO	-	-	-	1	-	-	-	-	-	-	-	-	1	-
German National Anti-Doping Agency	NADO	NADA	-	-	-	1	-	-	-	-	-	-	-	-	1	-
Hungarian Anti-Doping Agency	NADO	HUNADO	1	-	-	-	-	-	-	-	-	-	-	-	1	-
Mexican National Anti-Doping Commitee	NADO	MEX-NADO	-	-	-	1	-	-	-	-	-	-	-	-	1	-
			111	-	1	54	-	2	-	-	-	-	-	-	165	

2019 Anti-Doping Testing Figures
Samples Analyzed and Reported by Accredited Laboratories in ADAMS

Table 124: IPC Sport - Para-Alpine Skiing

Testing Authority (TA)	TA Category	ADAMS Code	Urine						Blood						Total Samples	% AAF
			IC			OOO			IC			OOO				
			Samples	ATF	AAF	Samples	ATF	AAF	Samples	ATF	AAF	Samples	ATF	AAF		
International Paralympic Committee	Other-CS	IPC	43	-	4	6	-	-	5	-	-	-	-	-	54	7%
China Anti-Doping Agency	NADO	CHINADA	10	-	-	7	-	-	1	-	-	-	-	-	18	-
Canadian Centre for Ethics in Sport	NADO	CCES	-	-	-	16	-	-	-	-	-	1	-	-	17	-
Russian National Anti-Doping Organization	NADO	RUSADA	11	-	-	5	-	-	-	-	-	-	-	16	-	
Japan Anti-Doping Agency	NADO	JADA	3	-	-	6	-	-	-	-	-	5	-	14	-	
Italian National Anti-Doping Agency	NADO	NADO ITALIA	4	-	-	8	-	-	-	-	-	1	-	13	-	
Doping Authority Netherlands	NADO	DAN	-	-	-	9	-	-	-	-	-	-	-	9	-	
Antidoping Switzerland	NADO	ADCH	3	-	-	5	-	-	-	-	-	-	-	8	-	
US Anti-Doping Agency	NADO	USADA	-	-	-	8	-	-	-	-	-	-	-	8	-	
Korea Anti-Doping Agency	NADO	KADA	2	-	-	-	-	-	1	-	-	-	-	3	-	
UK Anti-Doping	NADO	UKAD	-	-	-	2	-	-	-	-	-	-	-	2	-	
Armenian National Anti-Doping Organization	NADO	ARM-NADO	-	-	-	2	-	-	-	-	-	-	-	2	-	
French Anti-Doping Agency	NADO	AFLD-NADO	-	-	-	2	-	-	-	-	-	-	-	2	-	
Andorra National Anti-Doping Commission	NADO	AGAD	-	-	-	1	-	-	-	-	-	-	-	1	-	
National Anti-Doping Agency Austria GmbH	NADO	NADA Austria	-	-	-	1	-	-	-	-	-	-	-	1	-	
Drug Free Sport New Zealand	NADO	DFSNZ	-	-	-	1	-	-	-	-	-	-	-	1	-	
Eastern Europe RADO	RADO	E-EUR-RADO	-	-	-	1	-	-	-	-	-	-	-	1	-	
			76	-	4	80	-	-	7	-	-	7	-	170		

Table 125: IPC Sport - Para-Cross Country (R)

Testing Authority (TA)	TA Category	ADAMS Code	Urine						Blood						Total Samples	% AAF
			IC			OOO			IC			OOO				
			Samples	ATF	AAF	Samples	ATF	AAF	Samples	ATF	AAF	Samples	ATF	AAF		
International Paralympic Committee	Other-CS	IPC	20	-	-	68	-	-	-	-	-	1	-	-	89	-
Russian National Anti-Doping Organization	NADO	RUSADA	6	-	-	27	-	-	-	-	-	-	-	33	-	
Canadian Centre for Ethics in Sport	NADO	CCES	1	-	-	24	-	-	-	-	-	6	-	31	-	
China Anti-Doping Agency	NADO	CHINADA	9	-	-	7	-	-	2	-	-	-	-	18	-	
Italian National Anti-Doping Agency	NADO	NADO ITALIA	-	-	-	7	-	-	-	-	-	1	-	8	-	
French Anti-Doping Agency	NADO	AFLD-NADO	4	-	-	-	-	-	4	-	-	-	-	8	-	
Kazakhstan National Anti-Doping Centre	NADO	KAZ-NADO	-	-	-	7	-	-	-	-	-	-	-	7	-	
German National Anti-Doping Agency	NADO	NADA	-	-	-	7	-	-	-	-	-	-	-	7	-	
Korea Anti-Doping Agency	NADO	KADA	4	-	-	-	-	-	2	-	-	-	-	6	-	
UK Anti-Doping	NADO	UKAD	-	-	-	3	-	-	-	-	-	2	-	5	-	
Japan Anti-Doping Agency	NADO	JADA	-	-	-	2	-	-	-	-	-	2	-	4	-	
Swedish Sports Confederation	NADO	RF	-	-	-	3	-	-	-	-	-	-	-	3	-	
Finnish Center for Integrity in Sports	NADO	FINCIS	-	-	-	3	-	-	-	-	-	-	-	3	-	
Antidoping Switzerland	NADO	ADCH	-	-	-	2	-	-	-	-	-	-	-	2	-	
			44	-	-	160	-	-	8	-	-	12	-	224		

Para-Nordic Skiing

Testing Authority (TA)	TA Category	ADAMS Code	Urine						Blood						Total Samples	% AAF
			IC			OOO			IC			OOO				
			Samples	ATF	AAF	Samples	ATF	AAF	Samples	ATF	AAF	Samples	ATF	AAF		
International Paralympic Committee	Other-CS	IPC	12	-	-	14	-	-	-	-	-	-	-	26	-	
Japan Anti-Doping Agency	NADO	JADA	-	-	-	3	-	-	-	-	-	1	-	4	-	
Polish Anti-Doping Agency	NADO	POLADA	3	-	-	-	-	-	-	-	-	-	-	3	-	
Kazakhstan National Anti-Doping Centre	NADO	KAZ-NADO	-	-	-	2	-	-	-	-	-	-	-	2	-	
			15	-	-	19	-	-	-	-	-	1	-	35		

Table 126: IPC Sport - Para-Snowboard

Testing Authority (TA)	TA Category	ADAMS Code	Urine						Blood						Total Samples	% AAF
			IC			OOO			IC			OOO				
			Samples	ATF	AAF	Samples	ATF	AAF	Samples	ATF	AAF	Samples	ATF	AAF		
International Paralympic Committee	Other-CS	IPC	26	-	1	1	-	-	2	-	-	-	-	29	3%	
China Anti-Doping Agency	NADO	CHINADA	9	-	-	6	-	-	1	-	-	-	-	16	-	
Russian National Anti-Doping Organization	NADO	RUSADA	7	-	1	6	-	-	-	-	-	-	-	13	8%	
Canadian Centre for Ethics in Sport	NADO	CCES	-	-	-	5	-	-	-	-	-	-	-	5	-	
Doping Authority Netherlands	NADO	DAN	-	-	-	4	-	-	-	-	-	-	-	4	-	
Italian National Anti-Doping Agency	NADO	NADO ITALIA	-	-	-	3	-	-	-	-	-	-	-	3	-	
Korea Anti-Doping Agency	NADO	KADA	1	-	-	-	-	-	1	-	-	-	-	2	-	
Finnish Center for Integrity in Sports	NADO	FINCIS	-	-	-	1	-	-	-	-	-	-	-	1	-	
Japan Anti-Doping Agency	NADO	JADA	-	-	-	1	-	-	-	-	-	-	-	1	-	
			43	-	2	27	-	-	4	-	-	-	-	74		

2019 Anti-Doping Testing Figures
Samples Analyzed and Reported by Accredited Laboratories in ADAMS

Table 127: Sports for Athletes with an Impairment - Aquatics

Testing Authority (TA)	TA Category	ADAMS Code	Urine						Blood						Total Samples	% AAF	
			IC			OOC			IC			OOC					
			Samples	ATF	AAF	Samples	ATF	AAF	Samples	ATF	AAF	Samples	ATF	AAF			
US Anti-Doping Agency	NADO	USADA	-	-	-	13	-	-	-	-	-	-	1	-	-	14	-
International Sports Federation for Athletes with an Intellectual Disability	Other-CS	INAS	8	-	1	-	-	-	-	-	-	-	-	-	-	8	13%
French Community of Belgium NADO	NADO	BEL-CFWB	-	-	-	7	-	-	-	-	-	-	-	-	-	7	-
Egyptian National Anti-doping Organization	NADO	EGY-NADO	-	-	-	6	-	-	-	-	-	-	-	-	-	6	-
International University Sport Federation	Other-CS	FISU	2	-	-	-	-	-	2	-	-	-	-	-	-	4	-
Doping Control Agency of Thailand	NADO	DCAT	-	-	-	4	-	-	-	-	-	-	-	-	-	4	-
International Committee of Sports for the Deaf	Other-CS	ICSD / CISS	4	-	-	-	-	-	-	-	-	-	-	-	-	4	-
China Anti-Doping Agency	NADO	CHINADA	-	-	-	3	-	-	-	-	-	-	-	-	-	3	-
Anti-Doping Agency of Serbia	NADO	ADAS	3	-	-	-	-	-	-	-	-	-	-	-	-	3	-
Braslian Authority on Anti-Doping Control	NADO	ABCD	-	-	-	3	-	-	-	-	-	-	-	-	-	3	-
International Workers Sports Confederation	Other-CS	CSIT	2	-	-	-	-	-	-	-	-	-	-	-	-	2	-
Estonian Anti-Doping Agency	NADO	EADA	-	-	-	1	-	-	-	-	-	1	-	-	-	2	-
Trinidad and Tobago Olympic Committee	NADO	TTOC	2	-	-	-	-	-	-	-	-	-	-	-	-	2	-
Japan Anti-Doping Agency	NADO	JADA	2	-	-	-	-	-	-	-	-	-	-	-	-	2	-
Slovenian Antidoping Organization	NADO	SLOADO	-	-	-	1	-	-	-	-	-	-	-	-	-	1	-
European Olympic Committees	Other-CS	EOC	1	-	-	-	-	-	-	-	-	-	-	-	-	1	-
Sri Lanka Anti Doping Agency	NADO	SRI-NADO	1	-	-	-	-	-	-	-	-	-	-	-	-	1	-
Central American RADO	RADO	RADO-CAM	-	-	-	1	-	-	-	-	-	-	-	-	-	1	-
Swedish Sports Confederation	NADO	RF	-	-	-	1	-	-	-	-	-	-	-	-	-	1	-
National Anti-Doping agency of Uzbekistan	NADO	UZNADA	-	-	-	1	-	-	-	-	-	-	-	-	-	1	-
National Antidoping Agency of the Republic of Moldova	NADO	NADO Moldova	1	-	-	-	-	-	-	-	-	-	-	-	-	1	-
Qatar Antidoping Commission	NADO	QADC	-	-	-	1	-	-	-	-	-	-	-	-	-	1	-
			26	0	1	42	0	0	2	0	0	2	0	0	72		

Table 128: Sports for Athletes with an Impairment - Archery

Testing Authority (TA)	TA Category	ADAMS Code	Urine						Blood						Total Samples	% AAF	
			IC			OOC			IC			OOC					
			Samples	ATF	AAF	Samples	ATF	AAF	Samples	ATF	AAF	Samples	ATF	AAF			
World Archery Federation	ASOIF	WA	28	-	-	9	-	-	-	-	-	-	-	-	-	37	-
China Anti-Doping Agency	NADO	CHINADA	8	-	-	8	-	-	-	-	-	-	-	-	-	16	-
Italian National Anti-Doping Agency	NADO	NADO ITALIA	4	-	-	6	-	-	-	-	-	-	-	-	-	10	-
Doping Control Agency of Thailand	NADO	DCAT	-	-	-	6	-	-	-	-	-	-	-	-	-	6	-
Russian National Anti-Doping Organization	NADO	RUSADA	4	-	-	-	-	-	-	-	-	-	-	-	-	4	-
Korea Anti-Doping Agency	NADO	KADA	4	-	1	-	-	-	-	-	-	-	-	-	-	4	25%
US Anti-Doping Agency	NADO	USADA	2	-	-	-	-	-	-	-	-	-	-	-	-	2	-
Slovak Anti-Doping Agency	NADO	SADA	-	-	-	2	-	-	-	-	-	-	-	-	-	2	-
World Archery Europe	Other	EMAU	2	-	1	-	-	-	-	-	-	-	-	-	-	2	50%
Mexican National Anti-Doping Committee	NADO	MEX-NADO	2	-	-	-	-	-	-	-	-	-	-	-	-	2	-
International Wheelchair and Amputee Sports Federation	Other-CS	IWAS	2	-	-	-	-	-	-	-	-	-	-	-	-	2	-
I.R Iran National Anti-Doping Organization	NADO	IRI-NADO	-	-	-	1	-	-	-	-	-	-	-	-	-	1	-
			56	0	2	32	0	0	0	0	0	0	0	0	88		

Table 129: Sports for Athletes with an Impairment - Arm Wrestling

Testing Authority (TA)	TA Category	ADAMS Code	Urine						Blood						Total Samples	% AAF	
			IC			OOC			IC			OOC					
			Samples	ATF	AAF	Samples	ATF	AAF	Samples	ATF	AAF	Samples	ATF	AAF			
European Armwrestling Federation	Other	EAF	5	-	-	-	-	-	-	-	-	-	-	-	-	5	-
Romanian National Anti-Doping Agency	NADO	ANAD-Romania	-	-	-	4	-	-	-	-	-	-	-	-	-	4	-
Georgian Anti-Doping Agency	NADO	GEO-NADO	-	-	-	3	-	-	-	-	-	-	-	-	-	3	-
Turkish Anti Doping Commission	NADO	TADC	2	-	-	-	-	-	-	-	-	-	-	-	-	2	-
			7	0	0	7	0	0	0	0	0	0	0	0	14		

2019 Anti-Doping Testing Figures
Samples Analyzed and Reported by Accredited Laboratories in ADAMS

Table 130: Sports for Athletes with an Impairment - Athletics

Testing Authority (TA)	TA Category	ADAMS Code	Urine						Blood						Total Samples	% AAF
			IC			OOC			IC			OOC				
			Samples	ATF	AAF	Samples	ATF	AAF	Samples	ATF	AAF	Samples	ATF	AAF		
German National Anti-Doping Agency	NADO	NADA	28	-	-	12	-	-	-	-	-	1	-	-	41	-
US Anti-Doping Agency	NADO	USADA	1	-	-	30	-	-	-	-	-	8	-	-	39	-
Doping Control Agency of Thailand	NADO	DCAT	3	-	-	15	-	-	-	-	-	-	-	-	18	-
Anti-Doping Agency of Kenya	NADO	ADAK	15	1	-	-	-	-	-	-	-	-	-	-	15	-
International Sports Federation for Athletes with an Intellectual Disability	Other-CS	INAS	15	-	-	-	-	-	-	-	-	-	-	-	15	-
International Committee of Sports for the Deaf	Other-CS	ICSD / CISS	10	-	-	-	-	-	-	-	-	-	-	-	10	-
Morocco National Olympic Committee	NADO	CNOM	1	-	-	8	-	-	-	-	-	-	-	-	9	-
Anti-Doping Agency of Serbia	NADO	ADAS	2	-	-	3	-	-	-	-	-	1	-	-	6	-
Cuban National Anti-Doping Agency	NADO	CUB-NADO	-	-	-	6	-	-	-	-	-	-	-	-	6	-
Egyptian National Anti-doping Organization	NADO	EGY-NADO	-	-	-	6	-	-	-	-	-	-	-	-	6	-
Uruguay Anti-Doping	NADO	URU-NADO	5	-	-	-	-	-	-	-	-	-	-	-	5	-
China Anti-Doping Agency	NADO	CHINADA	-	-	-	5	-	-	-	-	-	-	-	-	5	-
Algerian National Anti-Doping Organization	NADO	ALG-NADO	4	-	-	-	-	-	-	-	-	-	-	-	4	-
Japan Anti-Doping Agency	NADO	JADA	4	-	-	-	-	-	-	-	-	-	-	-	4	-
Swedish Sports Confederation	NADO	RF	-	-	-	4	-	-	-	-	-	-	-	-	4	-
Spain National Anti-Doping Agency	NADO	ESP-NADO	4	-	1	-	-	-	-	-	-	-	-	-	4	25%
Common Community Commission (Brussels)	NADO	COCOM	-	-	-	2	-	-	1	-	-	-	-	-	3	-
Cyprus Anti-Doping Authority	NADO	CYADA	2	-	-	-	-	-	-	-	-	-	-	-	2	-
Sport Ireland	NADO	SI	-	-	-	1	-	-	-	-	-	1	-	-	2	-
Polish Anti-Doping Agency	NADO	POLADA	-	-	-	1	-	-	-	-	-	1	-	-	2	-
Brasilian Authority on Anti-Doping Control	NADO	ABCD	-	-	-	1	-	-	1	-	-	-	-	-	2	-
Slovenian Antidoping Organization	NADO	SLOADO	2	-	-	-	-	-	-	-	-	-	-	-	2	-
Bahrain Anti-Doping Committee	NADO	BRN-NADO	2	-	-	-	-	-	-	-	-	-	-	-	2	-
National Anti-Doping agency of Uzbekistan	NADO	UZNADA	-	-	-	2	-	1	-	-	-	-	-	-	2	50%
Anti-Doping Commission, Chinese Taipei Olympic Committee	NADO	CTADA	-	-	-	1	-	-	-	-	-	-	-	-	1	-
Luxembourg NADO	NADO	ALAD	1	-	-	-	-	-	-	-	-	-	-	-	1	-
Portugal Anti-Doping Agency	NADO	ADOP	1	-	-	-	-	-	-	-	-	-	-	-	1	-
Lembaga Anti-Doping Indonesia	NADO	LADI	-	-	-	1	-	-	-	-	-	-	-	-	1	-
Guatemala NADO	NADO	GUA-OAD	1	-	-	-	-	-	-	-	-	-	-	-	1	-
Ethiopian Anti doping Organization	NADO	ETH-NADO	-	-	-	1	-	-	-	-	-	-	-	-	1	-
Australian Sports Anti-Doping Authority	NADO	ASADA	-	-	-	1	-	-	-	-	-	-	-	-	1	-
European Athletics Association	Other	EA	1	-	-	-	-	-	-	-	-	-	-	-	1	-
Turkish Anti Doping Commission	NADO	TADC	1	-	-	-	-	-	-	-	-	-	-	-	1	-
National Olympic Committee of Iraq	NADO	NOC-IRAQ	1	-	-	-	-	-	-	-	-	-	-	-	1	-
Africa Zone II & III RADO	RADO	AFR-RADO-II-III	-	-	-	1	-	-	-	-	-	-	-	-	1	-
Oceania RADO	RADO	O-RADO	1	-	-	-	-	-	-	-	-	-	-	-	1	-
Vietnam Anti-Doping & Sports Medicine Agency	NADO	VADA	-	-	-	1	-	-	-	-	-	-	-	-	1	-
Antidoping Switzerland	NADO	ADCH	1	-	-	1	-	-	-	-	-	-	-	-	1	-
National Anti-doping Center of Ukraine	NADO	NADC Ukraine	1	-	-	-	-	-	-	-	-	-	-	-	1	-
			106	1	1	103	0	1	2	0	0	12	0	0	223	

Table 131: Sports for Athletes with an Impairment - Badminton

Testing Authority (TA)	TA Category	ADAMS Code	Urine						Blood						Total Samples	% AAF
			IC			OOC			IC			OOC				
			Samples	ATF	AAF	Samples	ATF	AAF	Samples	ATF	AAF	Samples	ATF	AAF		
Badminton World Federation	ASOIF	BWF	59	-	-	27	-	-	1	-	-	25	-	-	112	-
China Anti-Doping Agency	NADO	CHINADA	13	-	-	15	-	-	1	-	-	1	-	-	30	-
Doping Control Agency of Thailand	NADO	DCAT	-	-	-	16	-	-	-	-	-	-	-	-	16	-
Japan Anti-Doping Agency	NADO	JADA	-	-	-	16	-	1	-	-	-	-	-	-	16	6%
National Anti Doping Agency -India	NADO	IND-NADO	-	-	-	16	-	-	-	-	-	-	-	-	16	-
International Committee of Sports for the Deaf	Other-CS	ICSD / CISS	11	-	-	-	-	-	-	-	-	-	-	-	11	-
Peru National Anti-Doping Commission	NADO	CONAD PERU	-	-	-	10	-	-	-	-	-	-	-	-	10	-
International Paralympic Committee	Other-CS	IPC	7	-	-	-	-	-	-	-	-	-	-	-	7	-
German National Anti-Doping Agency	NADO	NADA	-	-	-	4	-	-	-	-	-	-	-	-	4	-
Italian National Anti-Doping Agency	NADO	NADO ITALIA	3	-	-	-	-	-	-	-	-	-	-	-	3	-
UK Anti-Doping	NADO	UKAD	3	-	-	-	-	-	-	-	-	-	-	-	3	-
Canadian Centre for Ethics in Sport	NADO	CCES	-	-	-	3	-	-	-	-	-	-	-	-	3	-
Korea Anti-Doping Agency	NADO	KADA	2	-	-	-	-	-	1	-	-	-	-	-	3	-
Mexican National Anti-Doping Committee	NADO	MEX-NADO	-	-	-	2	-	-	-	-	-	-	-	-	2	-
National Anti-Doping Agency Austria GmbH	NADO	NADA Austria	-	-	-	2	-	-	-	-	-	-	-	-	2	-
French Anti-Doping Agency	NADO	AFLD-NADO	-	-	-	1	-	-	-	-	-	-	-	-	1	-
Hong Kong Anti-Doping Committee	NADO	HKG-ADC	-	-	-	1	-	-	-	-	-	-	-	-	1	-
			98	0	0	113	0	1	3	0	0	26	0	0	240	

2019 Anti-Doping Testing Figures
Samples Analyzed and Reported by Accredited Laboratories in ADAMS

Table 132: Sports for Athletes with an Impairment - Basketball

Testing Authority (TA)	TA Category	ADAMS Code	Urine						Blood						Total Samples	% AAF
			IC			OOC			IC			OOC				
			Samples	ATF	AAF	Samples	ATF	AAF	Samples	ATF	AAF	Samples	ATF	AAF		
International Wheelchair Basketball Federation	Other-CS	IWBF	65	-	1	49	-	-	-	-	-	-	-	-	114	1%
Australian Sports Anti-Doping Authority	NADO	ASADA	30	-	-	19	-	-	-	-	-	-	-	-	49	-
US Anti-Doping Agency	NADO	USADA	-	-	-	38	-	1	-	-	-	-	-	-	38	3%
Italian National Anti-Doping Agency	NADO	NADO ITALIA	12	-	1	16	-	-	2	-	-	1	-	-	31	3%
Mexican National Anti-Doping Committee	NADO	MEX-NADO	-	-	-	28	-	-	-	-	-	-	-	-	28	-
German National Anti-Doping Agency	NADO	NADA	12	-	-	14	-	-	-	-	-	-	-	-	26	-
UK Anti-Doping	NADO	UKAD	-	-	-	23	-	-	-	-	-	2	-	-	25	-
Colombian NADO	NADO	COL-NADO	14	-	-	9	-	-	-	-	-	1	-	-	24	-
China Anti-Doping Agency	NADO	CHINADA	16	-	-	3	-	-	2	-	-	-	-	-	21	-
Canadian Centre for Ethics in Sport	NADO	CCES	2	-	-	17	-	-	-	-	-	-	-	-	19	-
Chilean National Anti-Doping Commission	NADO	CHI-NADO	8	-	-	-	-	-	-	-	-	-	-	-	8	-
International Paralympic Committee	Other-CS	IPC	8	-	-	-	-	-	-	-	-	-	-	-	8	-
Braslian Authority on Anti-Doping Control	NADO	ABCD	8	-	-	-	-	-	-	-	-	-	-	-	8	-
Antidoping Switzerland	NADO	ADCH	6	-	-	-	-	-	-	-	-	-	-	-	6	-
Korea Anti-Doping Agency	NADO	KADA	1	-	-	3	-	-	1	-	-	1	-	-	6	-
Doping Control Agency of Thailand	NADO	DCAT	-	-	-	6	-	-	-	-	-	-	-	-	6	-
International Committee of Sports for the Deaf	Other-CS	ICSD / CISS	6	-	-	-	-	-	-	-	-	-	-	-	6	-
National Anti Doping Agency -India	NADO	IND-NADO	-	-	-	4	-	-	-	-	-	-	-	-	4	-
Japan Anti-Doping Agency	NADO	JADA	4	-	-	-	-	-	-	-	-	-	-	-	4	-
Doping Authority Netherlands	NADO	DAN	-	-	-	4	-	-	-	-	-	-	-	-	4	-
International Sports Federation for Athletes with an Intellectual Disability	Other-CS	INAS	4	-	-	-	-	-	-	-	-	-	-	-	4	-
Anti-Doping Bureau of Latvia	NADO	LAT-NADO	-	-	-	2	-	-	-	-	-	1	-	-	3	-
Costa Rica NADO	NADO	CRC-NADO	3	-	-	-	-	-	-	-	-	-	-	-	3	-
West Asia RADO	RADO	W-ASIA-RADO	-	-	-	2	-	-	-	-	-	-	-	-	2	-
Hellenic National Council for Combatting Doping	NADO	ESKAN	2	-	-	-	-	-	-	-	-	-	-	-	2	-
Gulf States and Yemen RADO	RADO	GSY-RADO	-	-	-	1	-	-	-	-	-	-	-	-	1	-
			201	0	2	238	0	1	5	0	0	6	0	0	450	

Table 133: Sports for Athletes with an Impairment - Bobsleigh

Testing Authority (TA)	TA Category	ADAMS Code	Urine						Blood						Total Samples	% AAF
			IC			OOC			IC			OOC				
			Samples	ATF	AAF	Samples	ATF	AAF	Samples	ATF	AAF	Samples	ATF	AAF		
Anti-Doping Bureau of Latvia	NADO	LAT-NADO	-	-	-	7	-	-	-	-	-	1	-	-	8	-
International Bobsleigh and Skeleton Federation	AIOWF	IBSF	8	-	-	-	-	-	-	-	-	-	-	-	8	-
			8	0	0	7	0	0	0	0	0	1	0	0	16	

Table 134: Sports for Athletes with an Impairment - Boccia

Testing Authority (TA)	TA Category	ADAMS Code	Urine						Blood						Total Samples	% AAF
			IC			OOC			IC			OOC				
			Samples	ATF	AAF	Samples	ATF	AAF	Samples	ATF	AAF	Samples	ATF	AAF		
Boccia International Sports Federation	Other-CS	BISFED	40	-	-	29	-	-	-	-	-	-	-	-	69	-
China Anti-Doping Agency	NADO	CHINADA	4	-	-	7	-	-	-	-	-	-	-	-	11	-
Braslian Authority on Anti-Doping Control	NADO	ABCD	4	-	-	6	-	-	-	-	-	-	-	-	10	-
Mexican National Anti-Doping Committee	NADO	MEX-NADO	-	-	-	6	-	-	-	-	-	-	-	-	6	-
Japan Anti-Doping Agency	NADO	JADA	5	-	-	-	-	-	-	-	-	-	-	-	5	-
UK Anti-Doping	NADO	UKAD	5	-	-	-	-	-	-	-	-	-	-	-	5	-
Argentina National Anti-Doping Agency	NADO	ARG-CNAD	4	-	-	-	-	-	-	-	-	-	-	-	4	-
Portugal Anti-Doping Agency	NADO	ADoP	4	-	-	-	-	-	-	-	-	-	-	-	4	-
Canadian Centre for Ethics in Sport	NADO	CCES	2	-	-	2	-	-	-	-	-	-	-	-	4	-
Hong Kong Anti-Doping Committee	NADO	HKG-ADC	-	-	-	3	-	-	-	-	-	-	-	-	3	-
Anti-Doping Agency of Panama	NADO	PAN-NADO	-	-	-	2	-	-	-	-	-	-	-	-	2	-
French Anti-Doping Agency	NADO	AFLD-NADO	2	-	-	-	-	-	-	-	-	-	-	-	2	-
International Paralympic Committee	Other-CS	IPC	2	-	-	-	-	-	-	-	-	-	-	-	2	-
Korea Anti-Doping Agency	NADO	KADA	2	-	-	-	-	-	-	-	-	-	-	-	2	-
German National Anti-Doping Agency	NADO	NADA	-	-	-	2	-	-	-	-	-	-	-	-	2	-
US Anti-Doping Agency	NADO	USADA	-	-	-	1	-	-	-	-	-	-	-	-	1	-
Doping Authority Netherlands	NADO	DAN	-	-	-	1	-	-	-	-	-	-	-	-	1	-
			74	0	0	59	0	0	0	0	0	0	0	0	133	

Table 135: Sports for Athletes with an Impairment - Bowling

Testing Authority (TA)	TA Category	ADAMS Code	Urine						Blood						Total Samples	% AAF
			IC			OOC			IC			OOC				
			Samples	ATF	AAF	Samples	ATF	AAF	Samples	ATF	AAF	Samples	ATF	AAF		
International Committee of Sports for the Deaf	Other-CS	ICSD / CISS	8	-	-	-	-	-	-	-	-	-	-	-	8	-
International Blind Sport Association	Other-CS	IBSA	2	-	-	-	-	-	-	-	-	-	-	-	2	-
			10	0	0	0	0	0	0	0	0	0	0	0	10	

2019 Anti-Doping Testing Figures
Samples Analyzed and Reported by Accredited Laboratories in ADAMS

Table 136: Sports for Athletes with an Impairment - Canoe / Kayak

Testing Authority (TA)	TA Category	ADAMS Code	Urine						Blood						Total Samples	% AAF
			IC			OOC			IC			OOC				
			Samples	ATF	AAF	Samples	ATF	AAF	Samples	ATF	AAF	Samples	ATF	AAF		
UK Anti-Doping	NADO	UKAD	5	-	-	28	-	-	-	-	-	4	-	-	37	-
Italian National Anti-Doping Agency	NADO	NADO ITALIA	5	-	-	14	-	-	-	-	-	2	-	-	21	-
International Canoe Federation	ASOIF	ICF	10	-	-	2	-	-	-	-	-	-	-	-	12	-
Spain National Anti-Doping Agency	NADO	ESP-NADO	10	-	-	-	-	-	1	-	-	-	-	-	11	-
China Anti-Doping Agency	NADO	CHINADA	5	-	-	5	-	-	-	-	-	-	-	-	10	-
German National Anti-Doping Agency	NADO	NADA	-	-	-	6	-	-	-	-	-	2	-	-	8	-
Australian Sports Anti-Doping Authority	NADO	ASADA	-	-	-	8	-	-	-	-	-	-	-	-	8	-
Hungarian Anti-Doping Agency	NADO	HUNADO	6	-	-	-	-	-	-	-	-	-	-	-	6	-
US Anti-Doping Agency	NADO	USADA	2	-	1	3	-	-	-	-	-	-	-	-	5	20%
Canadian Centre for Ethics in Sport	NADO	CCES	4	-	1	-	-	-	-	-	-	-	-	-	4	25%
Polish Anti-Doping Agency	NADO	POLADA	-	-	-	4	-	-	-	-	-	-	-	-	4	-
Russian National Anti-Doping Organization	NADO	RUSADA	4	-	-	-	-	-	-	-	-	-	-	-	4	-
Sport Ireland	NADO	SI	-	-	-	3	-	-	-	-	-	1	-	-	4	-
I.R Iran National Anti-Doping Organization	NADO	IRI-NADO	-	-	-	4	-	-	-	-	-	-	-	-	4	-
Korea Anti-Doping Agency	NADO	KADA	1	-	-	-	-	-	1	-	-	-	-	-	2	-
National Anti-Doping Agency Austria GmbH	NADO	NADA Austria	-	-	-	1	-	-	-	-	-	-	-	-	1	-
Anti-Doping Agency of Serbia	NADO	ADAS	-	-	-	1	-	-	-	-	-	-	-	-	1	-
Japan Anti-Doping Agency	NADO	JADA	-	-	-	1	-	-	-	-	-	-	-	-	1	-
			52	0	2	80	0	0	2	0	0	9	0	0	143	

Table 137: Sports for Athletes with an Impairment - Chess

Testing Authority (TA)	TA Category	ADAMS Code	Urine						Blood						Total Samples	% AAF
			IC			OOC			IC			OOC				
			Samples	ATF	AAF	Samples	ATF	AAF	Samples	ATF	AAF	Samples	ATF	AAF		
Croatian Institute of Public Health	NADO	CIPH	-	-	-	7	-	-	-	-	-	-	-	-	7	-
			0	0	0	7	0	0	0	0	0	0	0	0	7	

Table 138: Sports for Athletes with an Impairment - CP Football

Testing Authority (TA)	TA Category	ADAMS Code	Urine						Blood						Total Samples	% AAF
			IC			OOC			IC			OOC				
			Samples	ATF	AAF	Samples	ATF	AAF	Samples	ATF	AAF	Samples	ATF	AAF		
International Federation of Cerebral Palsy Football	Other-CS	IFCPF	8	-	-	5	-	-	-	-	-	-	-	-	13	-
			8	0	0	5	0	0	0	0	0	0	0	0	13	

Table 139: Sports for Athletes with an Impairment - Curling

Testing Authority (TA)	TA Category	ADAMS Code	Urine						Blood						Total Samples	% AAF
			IC			OOC			IC			OOC				
			Samples	ATF	AAF	Samples	ATF	AAF	Samples	ATF	AAF	Samples	ATF	AAF		
World Curling Federation	AIOWF	WCF	4	-	-	27	-	-	-	-	-	-	-	-	31	-
China Anti-Doping Agency	NADO	CHINADA	7	-	-	18	-	-	-	-	-	-	-	-	25	-
Hungarian Anti-Doping Agency	NADO	HUNADO	-	-	-	10	-	-	-	-	-	-	-	-	10	-
Canadian Centre for Ethics in Sport	NADO	CCES	5	-	-	3	-	-	-	-	-	-	-	-	8	-
US Anti-Doping Agency	NADO	USADA	6	-	-	-	-	-	-	-	-	-	-	-	6	-
UK Anti-Doping	NADO	UKAD	5	-	1	-	-	-	-	-	-	-	-	-	5	20%
Croatian Institute of Public Health	NADO	CIPH	-	-	-	5	-	-	-	-	-	-	-	-	5	-
Italian National Anti-Doping Agency	NADO	NADO ITALIA	5	-	-	-	-	-	-	-	-	-	-	-	5	-
International Committee of Sports for the Deaf	Other-CS	ICSD / CISS	4	-	-	-	-	-	-	-	-	-	-	-	4	-
Korea Anti-Doping Agency	NADO	KADA	2	-	-	-	-	-	-	-	-	-	-	-	2	-
			38	0	1	63	0	0	0	0	0	0	0	0	101	

2019 Anti-Doping Testing Figures
Samples Analyzed and Reported by Accredited Laboratories in ADAMS

Table 140: Sports for Athletes with an Impairment - Cycling

Testing Authority (TA)	TA Category	ADAMS Code	Urine						Blood						Total Samples	% AAF
			IC			OOC			IC			OOC				
			Samples	ATF	AAF	Samples	ATF	AAF	Samples	ATF	AAF	Samples	ATF	AAF		
International Cycling Union	ASOIF	UCI	135	-	5	11	-	2	-	-	-	-	-	-	146	5%
US Anti-Doping Agency	NADO	USADA	35	-	2	90	-	-	-	-	-	4	-	-	129	2%
UK Anti-Doping	NADO	UKAD	10	-	-	87	-	-	-	-	-	10	-	-	107	-
Canadian Centre for Ethics in Sport	NADO	CCES	16	-	-	43	-	-	-	-	-	12	-	-	71	-
Italian National Anti-Doping Agency	NADO	NADO ITALIA	24	-	-	30	-	-	-	-	-	3	-	-	57	-
Spain National Anti-Doping Agency	NADO	ESP-NADO	39	-	3	10	-	-	5	-	-	3	-	-	57	5%
Doping Authority Netherlands	NADO	DAN	1	-	-	39	-	-	-	-	-	4	-	-	44	-
Antidoping Switzerland	NADO	ADCH	6	-	-	33	-	-	-	-	-	4	-	-	43	-
Sport Ireland	NADO	SI	-	-	-	30	-	-	-	-	-	11	-	-	41	-
Colombian NADO	NADO	COL-NADO	15	-	1	20	-	-	-	-	-	3	-	-	38	3%
German National Anti-Doping Agency	NADO	NADA	4	-	-	22	-	-	-	-	-	8	-	-	34	-
NADO Flanders	NADO	NADOF	-	-	-	33	-	-	-	-	-	-	-	-	33	-
International Paralympic Committee	Other-CS	IPC	15	-	-	15	-	2	-	-	-	2	-	-	32	6%
Russian National Anti-Doping Organization	NADO	RUSADA	14	-	-	15	-	-	-	-	-	-	-	-	29	-
Australian Sports Anti-Doping Authority	NADO	ASADA	7	-	-	18	-	2	-	-	-	4	-	-	29	7%
China Anti-Doping Agency	NADO	CHINADA	-	-	-	24	-	-	-	-	-	2	-	-	26	-
Korea Anti-Doping Agency	NADO	KADA	5	-	-	8	-	-	1	-	-	5	-	-	19	-
French Community of Belgium NADO	NADO	BEL-CFWB	-	-	-	11	-	-	-	-	-	2	-	-	13	-
Polish Anti-Doping Agency	NADO	POLADA	8	-	-	-	-	-	-	-	-	-	-	-	8	-
Hellenic National Council for Combatting Doping	NADO	ESKAN	7	-	-	-	-	-	-	-	-	-	-	-	7	-
Portugal Anti-Doping Agency	NADO	ADOP	6	-	-	-	-	-	-	-	-	-	-	-	6	-
Japan Anti-Doping Agency	NADO	JADA	4	-	-	1	-	-	-	-	-	-	-	-	5	-
Anti-Doping Agency of Serbia	NADO	ADAS	1	-	-	3	-	-	-	-	-	1	-	-	5	-
International Committee of Sports for the Deaf	Other-CS	ICSD / CISS	4	-	-	-	-	-	-	-	-	-	-	-	4	-
Hungarian Anti-Doping Agency	NADO	HUNADO	3	-	-	-	-	-	-	-	-	-	-	-	3	-
South American RADO	RADO	RADO-SAM	-	-	-	3	-	-	-	-	-	-	-	-	3	-
Braslian Authority on Anti-Doping Control	NADO	ABCD	2	-	-	-	-	-	-	-	-	-	-	-	2	-
Czech Anti-Doping Committee	NADO	CADC	2	-	-	-	-	-	-	-	-	-	-	-	2	-
Anti-Doping Denmark	NADO	ADD	-	-	-	2	-	2	-	-	-	-	-	-	2	100%
National Anti-Doping Agency Austria GmbH	NADO	NADA Austria	-	-	-	2	-	-	-	-	-	-	-	-	2	-
Drug Free Sport New Zealand	NADO	DFSNZ	2	-	-	-	-	-	-	-	-	-	-	-	2	-
Cuban National Anti-Doping Agency	NADO	CUB-NADO	-	-	-	2	-	-	-	-	-	-	-	-	2	-
Luxembourg NADO	NADO	ALAD	1	-	-	-	-	-	-	-	-	-	-	-	1	-
Total			366	0	11	552	0	8	6	0	0	78	0	0	1002	

Table 141: Sports for Athletes with an Impairment - Equestrian

Testing Authority (TA)	TA Category	ADAMS Code	Urine						Blood						Total Samples	% AAF
			IC			OOC			IC			OOC				
			Samples	ATF	AAF	Samples	ATF	AAF	Samples	ATF	AAF	Samples	ATF	AAF		
International Equestrian Federation	ASOIF	FEI	40	-	4	34	-	-	-	-	-	-	-	-	74	5%
German National Anti-Doping Agency	NADO	NADA	-	-	-	6	-	-	-	-	-	-	-	-	6	-
US Anti-Doping Agency	NADO	USADA	4	-	-	1	-	-	-	-	-	-	-	-	5	-
Doping Authority Netherlands	NADO	DAN	2	-	-	1	-	-	-	-	-	2	-	-	3	-
UK Anti-Doping	NADO	UKAD	2	-	-	-	-	-	-	-	-	-	-	-	2	-
Luxembourg NADO	NADO	ALAD	-	-	-	2	-	-	-	-	-	-	-	-	2	-
Slovak Anti-Doping Agency	NADO	SADA	-	-	-	1	-	-	-	-	-	-	-	-	1	-
Total			48	0	4	45	0	0	0	0	0	0	0	0	93	

Table 142: Sports for Athletes with an Impairment - Fencing

Testing Authority (TA)	TA Category	ADAMS Code	Urine						Blood						Total Samples	% AAF
			IC			OOC			IC			OOC				
			Samples	ATF	AAF	Samples	ATF	AAF	Samples	ATF	AAF	Samples	ATF	AAF		
International Wheelchair and Amputee Sports Federation	Other-CS	IWAS	38	-	-	-	-	-	-	-	-	-	-	-	38	-
China Anti-Doping Agency	NADO	CHINADA	9	-	-	15	-	-	1	-	-	1	-	-	26	-
Italian National Anti-Doping Agency	NADO	NADO ITALIA	4	-	1	15	-	-	-	-	-	1	-	-	20	5%
Hungarian Anti-Doping Agency	NADO	HUNADO	-	-	-	14	-	-	-	-	-	-	-	-	14	-
Braslian Authority on Anti-Doping Control	NADO	ABCD	13	-	-	-	-	-	-	-	-	-	-	-	13	-
Russian National Anti-Doping Organization	NADO	RUSADA	-	-	-	8	-	-	-	-	-	-	-	-	8	-
Korea Anti-Doping Agency	NADO	KADA	3	-	-	2	-	-	1	-	-	1	-	-	7	-
Canadian Centre for Ethics in Sport	NADO	CCES	-	-	-	6	-	-	-	-	-	-	-	-	6	-
Colombian NADO	NADO	COL-NADO	2	-	-	3	-	-	-	-	-	-	-	-	5	-
International Fencing Federation	ASOIF	FIE	4	-	-	-	-	-	-	-	-	-	-	-	4	-
Georgian Anti-Doping Agency	NADO	GEO-NADO	-	-	-	3	-	-	-	-	-	-	-	-	3	-
Antidoping Switzerland	NADO	ADCH	-	-	-	2	-	-	-	-	-	-	-	-	2	-
Hong Kong Anti-Doping Committee	NADO	HKG-ADC	-	-	-	2	-	-	-	-	-	-	-	-	2	-
Total			73	0	1	70	0	0	2	0	0	3	0	0	148	

Table 143: Sports for Athletes with an Impairment - Field Hockey

Testing Authority (TA)	TA Category	ADAMS Code	Urine						Blood						Total Samples	% AAF
			IC			OOC			IC			OOC				
			Samples	ATF	AAF	Samples	ATF	AAF	Samples	ATF	AAF	Samples	ATF	AAF		
International Wheelchair and Amputee Sports Federation	Other-CS	IWAS	3	-	-	-	-	-	-	-	-	-	-	-	3	-
Total			3	0	0	0	0	0	0	0	0	0	0	0	3	

Table 144: Sports for Athletes with an Impairment - Football

Testing Authority (TA)	TA Category	ADAMS Code	Urine						Blood						Total Samples	% AAF
			IC			OOC			IC			OOC				
			Samples	ATF	AAF	Samples	ATF	AAF	Samples	ATF	AAF	Samples	ATF	AAF		
Colombian NADO	NADO	COL-NADO	13	-	-	4	-	-	1	-	-	1	-	-	19	-
Hellenic National Council for Combatting Doping	NADO	ESKAN	8	-	-	-	-	-	-	-	-	-	-	-	8	-
Italian National Anti-Doping Agency	NADO	NADO ITALIA	4	-	-	-	-	-	-	-	-	-	-	4	-	
Portugal Anti-Doping Agency	NADO	ADoP	4	-	-	-	-	-	-	-	-	-	-	4	-	
Braslian Authority on Anti-Doping Control	NADO	ABCD	4	-	-	-	-	-	-	-	-	-	-	4	-	
International Committee of Sports for the Deaf	Other-CS	ICSD / CISS	4	-	-	-	-	-	-	-	-	-	-	4	-	
International Sports Federation for Athletes with an Intellectual Disability	Other-CS	INAS	2	-	-	-	-	-	-	-	-	-	-	2	-	
Antidoping Switzerland	NADO	ADCH	1	-	-	-	-	-	-	-	-	-	-	1	-	
German National Anti-Doping Agency	NADO	NADA	-	-	-	1	-	-	-	-	-	-	-	1	-	
			40	0	0	5	0	0	1	0	0	1	0	0	47	

Table 145: Sports for Athletes with an Impairment - Football 5-a-Side

Testing Authority (TA)	TA Category	ADAMS Code	Urine						Blood						Total Samples	% AAF
			IC			OOC			IC			OOC				
			Samples	ATF	AAF	Samples	ATF	AAF	Samples	ATF	AAF	Samples	ATF	AAF		
International Blind Sport Association	Other-CS	IBSA	40	-	2	5	-	-	1	-	-	2	-	-	48	4%
Spain National Anti-Doping Agency	NADO	ESP-NADO	-	-	-	14	-	-	-	-	-	2	-	-	16	-
Korea Anti-Doping Agency	NADO	KADA	5	-	-	3	-	-	1	-	-	1	-	-	10	-
Mexican National Anti-Doping Committee	NADO	MEX-NADO	-	-	-	10	1	-	-	-	-	-	-	-	10	-
China Anti-Doping Agency	NADO	CHINADA	6	-	-	2	-	-	1	-	-	-	-	9	-	
Colombian NADO	NADO	COL-NADO	4	-	-	5	-	-	-	-	-	-	-	9	-	
Italian National Anti-Doping Agency	NADO	NADO ITALIA	8	-	2	-	-	-	-	-	-	-	-	8	25%	
Braslian Authority on Anti-Doping Control	NADO	ABCD	6	-	-	-	-	-	-	-	-	-	-	6	-	
Canadian Centre for Ethics in Sport	NADO	CCES	-	-	-	4	-	-	-	-	-	-	-	4	-	
International Paralympic Committee	Other-CS	IPC	4	-	-	-	-	-	-	-	-	-	-	4	-	
Japan Anti-Doping Agency	NADO	JADA	2	-	-	-	-	-	-	-	-	-	-	2	-	
			75	0	4	43	1	0	3	0	0	5	0	0	126	

Table 146: Sports for Athletes with an Impairment - Football 7-a-Side

Testing Authority (TA)	TA Category	ADAMS Code	Urine						Blood						Total Samples	% AAF
			IC			OOC			IC			OOC				
			Samples	ATF	AAF	Samples	ATF	AAF	Samples	ATF	AAF	Samples	ATF	AAF		
Doping Control Agency of Thailand	NADO	DCAT	-	-	-	14	-	-	-	-	-	-	-	-	14	-
Russian National Anti-Doping Organization	NADO	RUSADA	8	-	1	4	-	-	-	-	-	-	-	12	8%	
Italian National Anti-Doping Agency	NADO	NADO ITALIA	4	-	-	4	-	-	-	-	-	-	-	8	-	
US Anti-Doping Agency	NADO	USADA	-	-	-	5	-	-	-	-	-	-	-	5	-	
International Paralympic Committee	Other-CS	IPC	4	-	-	-	-	-	-	-	-	-	-	4	-	
Canadian Centre for Ethics in Sport	NADO	CCES	-	-	-	2	-	-	-	-	-	-	-	2	-	
			16	0	1	29	0	0	0	0	0	0	0	0	45	

Table 147: Sports for Athletes with an Impairment - Goalball

Testing Authority (TA)	TA Category	ADAMS Code	Urine						Blood						Total Samples	% AAF
			IC			OOC			IC			OOC				
			Samples	ATF	AAF	Samples	ATF	AAF	Samples	ATF	AAF	Samples	ATF	AAF		
International Blind Sport Association	Other-CS	IBSA	30	-	2	5	-	-	1	-	-	-	-	-	36	6%
China Anti-Doping Agency	NADO	CHINADA	8	-	-	10	-	-	1	-	-	1	-	-	20	-
German National Anti-Doping Agency	NADO	NADA	12	-	-	6	-	-	-	-	-	-	-	18	-	
Braslian Authority on Anti-Doping Control	NADO	ABCD	16	-	-	-	-	-	-	-	-	-	-	16	-	
US Anti-Doping Agency	NADO	USADA	12	-	1	2	-	-	-	-	-	-	-	14	7%	
Mexican National Anti-Doping Committee	NADO	MEX-NADO	-	-	-	12	1	-	-	-	-	-	-	12	-	
Russian National Anti-Doping Organization	NADO	RUSADA	8	-	-	4	-	-	-	-	-	-	-	12	-	
Spain National Anti-Doping Agency	NADO	ESP-NADO	-	-	-	10	-	-	-	-	-	1	-	11	-	
Canadian Centre for Ethics in Sport	NADO	CCES	6	-	-	3	-	-	-	-	-	-	-	9	-	
Japan Anti-Doping Agency	NADO	JADA	8	-	-	-	-	-	-	-	-	-	-	8	-	
International Paralympic Committee	Other-CS	IPC	8	-	-	-	-	-	-	-	-	-	-	8	-	
Doping Control Agency of Thailand	NADO	DCAT	-	-	-	7	-	-	-	-	-	-	-	7	-	
Colombian NADO	NADO	COL-NADO	4	-	-	-	-	-	-	-	-	-	-	4	-	
Italian National Anti-Doping Agency	NADO	NADO ITALIA	4	-	1	-	-	-	-	-	-	-	-	4	25%	
Portugal Anti-Doping Agency	NADO	ADoP	4	-	-	-	-	-	-	-	-	-	-	4	-	
Finnish Center for Integrity in Sports	NADO	FINCIS	4	-	-	-	-	-	-	-	-	-	-	4	-	
Korea Anti-Doping Agency	NADO	KADA	2	-	-	-	-	-	1	-	-	-	-	3	-	
Anti-Doping Agency of Serbia	NADO	ADAS	2	-	-	-	-	-	-	-	-	-	-	2	-	
Hungarian Anti-Doping Agency	NADO	HUNADO	2	-	-	-	-	-	-	-	-	-	-	2	-	
			130	0	4	59	1	0	3	0	0	2	0	0	194	

Table 148: Sports for Athletes with an Impairment - Handball

Testing Authority (TA)	TA Category	ADAMS Code	Urine						Blood						Total Samples	% AAF
			IC			OOC			IC			OOC				
			Samples	ATF	AAF	Samples	ATF	AAF	Samples	ATF	AAF	Samples	ATF	AAF		
German National Anti-Doping Agency	NADO	NADA	-	-	-	6	-	-	-	-	-	-	-	-	6	-
			0	0	0	6	0	0	0	0	0	0	0	0	6	

Table 149: Sports for Athletes with an Impairment - Ice Hockey

Testing Authority (TA)	TA Category	ADAMS Code	Urine						Blood						Total Samples	% AAF	
			IC			OOC			IC			OOC					
			Samples	ATF	AAF	Samples	ATF	AAF	Samples	ATF	AAF	Samples	ATF	AAF			
International Committee of Sports for the Deaf	Other-CS	ICSD / CISS	4	-	-	-	-	-	-	-	-	-	-	-	-	4	-
Swedish Sports Confederation	NADO	RF	-	-	-	3	-	-	-	-	-	-	-	-	-	3	-
			4	0	0	3	0	0	0	0	0	0	0	0	7		

Table 150: Sports for Athletes with an Impairment - Judo

Testing Authority (TA)	TA Category	ADAMS Code	Urine						Blood						Total Samples	% AAF	
			IC			OOC			IC			OOC					
			Samples	ATF	AAF	Samples	ATF	AAF	Samples	ATF	AAF	Samples	ATF	AAF			
International Blind Sport Association	Other-CS	IBSA	71	-	2	-	-	-	-	-	-	-	-	-	-	71	3%
International Paralympic Committee	Other-CS	IPC	17	1	-	11	1	-	-	-	-	2	-	-	30	-	
China Anti-Doping Agency	NADO	CHINADA	15	-	-	6	-	-	2	-	-	1	-	-	24	-	
US Anti-Doping Agency	NADO	USADA	3	-	-	17	-	1	-	-	-	-	-	-	20	5%	
Cuban National Anti-Doping Agency	NADO	CUB-NADO	-	-	-	13	-	-	-	-	-	2	-	-	15	-	
Korea Anti-Doping Agency	NADO	KADA	4	-	-	4	-	-	1	-	-	1	-	-	10	-	
Colombian NADO	NADO	COL-NADO	6	-	-	4	-	-	-	-	-	-	-	-	10	-	
Azerbaijan National Anti-Doping Agency	NADO	AMADA	-	-	-	10	-	-	-	-	-	-	-	-	10	-	
Russian National Anti-Doping Organization	NADO	RUSADA	9	-	1	-	-	-	-	-	-	-	-	-	9	11%	
UK Anti-Doping	NADO	UKAD	-	-	-	5	-	-	-	-	-	2	-	-	7	-	
German National Anti-Doping Agency	NADO	NADA	-	-	-	6	-	-	-	-	-	1	-	-	7	-	
NADO Flanders	NADO	NADOF	6	-	-	-	-	-	-	-	-	-	-	-	6	-	
Italian National Anti-Doping Agency	NADO	NADO ITALIA	3	-	1	2	-	-	-	-	-	1	-	-	6	17%	
Canadian Centre for Ethics in Sport	NADO	CCES	-	-	-	5	-	-	-	-	-	-	-	-	5	-	
National Anti-Doping agency of Uzbekistan	NADO	UZNADA	-	-	-	5	-	-	-	-	-	-	-	-	5	-	
Mexican National Anti-Doping Committee	NADO	MEX-NADO	-	-	-	5	-	-	-	-	-	-	-	-	5	-	
Mongolian National Anti-Doping Organization	NADO	MGL-NADO	-	-	-	5	-	-	-	-	-	-	-	-	5	-	
Georgian Anti-Doping Agency	NADO	GEO-NADO	-	-	-	4	-	-	-	-	-	-	-	-	4	-	
Czech Anti-Doping Committee	NADO	CADC	-	-	-	1	-	-	-	-	-	1	-	-	2	-	
Japan Anti-Doping Agency	NADO	JADA	-	-	-	1	-	-	-	-	-	-	-	-	1	-	
			134	1	4	104	1	1	3	0	0	11	0	0	252		

Table 151: Sports for Athletes with an Impairment - Karate

Testing Authority (TA)	TA Category	ADAMS Code	Urine						Blood						Total Samples	% AAF	
			IC			OOC			IC			OOC					
			Samples	ATF	AAF	Samples	ATF	AAF	Samples	ATF	AAF	Samples	ATF	AAF			
International Committee of Sports for the Deaf	Other-CS	ICSD / CISS	4	-	-	-	-	-	-	-	-	-	-	-	-	4	-
			4	0	0	0	0	0	0	0	0	0	0	0	4		

Table 152: Sports for Athletes with an Impairment - Luge

Testing Authority (TA)	TA Category	ADAMS Code	Urine						Blood						Total Samples	% AAF
			IC			OOC			IC			OOC				
			Samples	ATF	AAF	Samples	ATF	AAF	Samples	ATF	AAF	Samples	ATF	AAF		
German National Anti-Doping Agency	NADO	NADA	-	-	-	2	-	-	-	-	-	-	-	-	2	-
			0	0	0	2	0	0	0	0	0	0	0	0	2	

Table 153: Sports for Athletes with an Impairment - Para-Bowling

Testing Authority (TA)	TA Category	ADAMS Code	Urine						Blood						Total Samples	% AAF
			IC			OOC			IC			OOC				
			Samples	ATF	AAF	Samples	ATF	AAF	Samples	ATF	AAF	Samples	ATF	AAF		
Doping Control Agency of Thailand	NADO	DCAT	-	-	-	14	-	1	-	-	-	-	-	-	14	7%
Colombian NADO	NADO	COL-NADO	2	-	-	-	-	-	-	-	-	-	-	-	2	-
Korea Anti-Doping Agency	NADO	KADA	1	-	-	-	-	-	-	-	-	-	-	-	1	-
			3	0	0	14	0	1	0	0	0	0	0	0	17	

Table 154: Sports for Athletes with an Impairment - ParaVolley

Testing Authority (TA)	TA Category	ADAMS Code	Urine						Blood						Total Samples	% AAF
			IC			OOC			IC			OOC				
			Samples	ATF	AAF	Samples	ATF	AAF	Samples	ATF	AAF	Samples	ATF	AAF		
World Paravolley	Other-CS	WPV	26	-	-	15	-	-	-	-	-	2	-	-	43	-
US Anti-Doping Agency	NADO	USADA	-	-	-	27	-	-	-	-	-	-	-	-	27	-
Egyptian National Anti-doping Organization	NADO	EGY-NADO	-	-	-	24	-	1	-	-	-	-	-	-	24	4%
Canadian Centre for Ethics in Sport	NADO	CCES	-	-	-	20	-	-	-	-	-	-	-	-	20	-
China Anti-Doping Agency	NADO	CHINADA	8	-	-	6	-	-	1	-	-	-	-	-	15	-
Russian National Anti-Doping Organization	NADO	RUSADA	-	-	-	12	-	-	-	-	-	-	-	-	12	-
Italian National Anti-Doping Agency	NADO	NADO ITALIA	4	-	-	7	-	-	-	-	-	1	-	-	12	-
Colombian NADO	NADO	COL-NADO	12	-	-	-	-	-	-	-	-	-	-	-	12	-
Brasilian Authority on Anti-Doping Control	NADO	ABCD	12	-	1	-	-	-	-	-	-	-	-	-	12	8%
Korea Anti-Doping Agency	NADO	KADA	2	-	-	7	-	-	1	-	-	1	-	-	11	-
International Paralympic Committee	Other-CS	IPC	8	-	-	-	-	-	-	-	-	-	-	-	8	-
German National Anti-Doping Agency	NADO	NADA	6	-	1	-	-	-	-	-	-	-	-	-	6	17%
Doping Authority Netherlands	NADO	DAN	2	-	-	1	-	-	-	-	-	-	-	-	3	-
			80	-	2	119	-	1	2	-	-	4	-	-	205	

2019 Anti-Doping Testing Figures
Samples Analyzed and Reported by Accredited Laboratories in ADAMS

Table 155: Sports for Athletes with an Impairment - Powerlifting

Testing Authority (TA)	TA Category	ADAMS Code	Urine						Blood						Total Samples	% AAF
			IC			OOC			IC			OOC				
			Samples	ATF	AAF	Samples	ATF	AAF	Samples	ATF	AAF	Samples	ATF	AAF		
International Blind Sport Association	Other-CS	IBSA	10	-	-	-	-	-	-	-	-	-	-	-	10	-
Russian National Anti-Doping Organization	NADO	RUSADA	-	-	-	2	-	-	-	-	-	2	-	-	4	-
Turkish Anti Doping Commission	NADO	TADC	2	-	1	-	-	-	-	-	-	-	-	-	2	50%
			12	0	1	2	0	0	0	0	0	2	0	0	16	

Table 156: Sports for Athletes with an Impairment - Rowing

Testing Authority (TA)	TA Category	ADAMS Code	Urine						Blood						Total Samples	% AAF
			IC			OOC			IC			OOC				
			Samples	ATF	AAF	Samples	ATF	AAF	Samples	ATF	AAF	Samples	ATF	AAF		
International Rowing Federation	ASOIF	FISA	16	-	1	35	-	-	-	-	-	10	-	-	61	2%
Italian National Anti-Doping Agency	NADO	NADO ITALIA	7	-	1	25	-	-	-	-	4	-	-	36	3%	
French Anti-Doping Agency	NADO	AFLD-NADO	-	-	-	24	-	-	-	-	-	-	-	24	-	
US Anti-Doping Agency	NADO	USADA	11	-	2	12	-	-	-	-	-	-	-	23	9%	
UK Anti-Doping	NADO	UKAD	1	-	-	15	-	-	-	-	3	-	-	19	-	
China Anti-Doping Agency	NADO	CHINADA	10	-	-	7	-	-	1	-	1	-	-	19	-	
Braslian Authority on Anti-Doping Control	NADO	ABCD	14	-	1	1	-	-	-	-	1	-	-	16	6%	
Russian National Anti-Doping Organization	NADO	RUSADA	8	-	-	-	-	-	-	-	-	-	-	8	-	
German National Anti-Doping Agency	NADO	NADA	-	-	-	4	-	-	-	-	2	-	-	6	-	
Anti-Doping Agency of Serbia	NADO	ADAS	2	-	-	1	-	-	-	-	1	-	-	4	-	
Anti-Doping Norway	NADO	ADNO	-	-	-	3	-	-	-	-	1	-	-	4	-	
Korea Anti-Doping Agency	NADO	KADA	3	-	-	-	-	-	1	-	-	-	-	4	-	
Doping Authority Netherlands	NADO	DAN	-	-	-	2	-	-	-	-	1	-	-	3	-	
Australian Sports Anti-Doping Authority	NADO	ASADA	-	-	-	2	-	-	-	-	1	-	-	3	-	
Sport Ireland	NADO	SI	1	-	-	-	-	-	-	-	-	-	-	1	-	
Spain National Anti-Doping Agency	NADO	ESP-NADO	1	-	-	-	-	-	-	-	-	-	-	1	-	
Hungarian Anti-Doping Agency	NADO	HUNADO	-	-	-	1	-	-	-	-	-	-	-	1	-	
			74	0	5	132	0	0	2	0	0	25	0	0	233	

Table 157: Sports for Athletes with an Impairment - Rugby

Testing Authority (TA)	TA Category	ADAMS Code	Urine						Blood						Total Samples	% AAF
			IC			OOC			IC			OOC				
			Samples	ATF	AAF	Samples	ATF	AAF	Samples	ATF	AAF	Samples	ATF	AAF		
International Wheelchair Rugby Federation	Other-CS	IWRF	28	-	-	-	-	-	3	-	-	-	-	-	31	-
UK Anti-Doping	NADO	UKAD	-	-	-	17	-	-	-	-	-	-	-	17	-	
Italian National Anti-Doping Agency	NADO	NADO ITALIA	12	-	-	3	-	-	-	-	1	-	-	16	-	
US Anti-Doping Agency	NADO	USADA	-	-	-	16	-	-	-	-	-	-	-	16	-	
Australian Sports Anti-Doping Authority	NADO	ASADA	-	-	-	14	-	-	-	-	2	-	-	16	-	
Colombian NADO	NADO	COL-NADO	7	-	-	6	-	-	-	-	-	-	-	13	-	
Swedish Sports Confederation	NADO	RF	8	-	-	4	-	1	-	-	-	-	-	12	8%	
Canadian Centre for Ethics in Sport	NADO	CCES	6	-	-	6	-	-	-	-	-	-	-	12	-	
Russian National Anti-Doping Organization	NADO	RUSADA	5	-	-	6	-	-	-	-	-	-	-	11	-	
Korea Anti-Doping Agency	NADO	KADA	1	-	-	3	-	-	1	-	1	-	-	6	-	
French Anti-Doping Agency	NADO	AFLD-NADO	6	-	-	-	-	-	-	-	-	-	-	6	-	
Finnish Center for Integrity in Sports	NADO	FINCIS	4	-	-	-	-	-	-	-	-	-	-	4	-	
International Paralympic Committee	Other-CS	IPC	4	-	-	-	-	-	-	-	-	-	-	4	-	
Japan Anti-Doping Agency	NADO	JADA	-	-	-	1	-	-	-	-	-	-	-	1	-	
			81	0	0	76	0	1	4	0	0	4	0	0	165	

Table 158: Sports for Athletes with an Impairment - Shooting

Testing Authority (TA)	TA Category	ADAMS Code	Urine						Blood						Total Samples	% AAF
			IC			OOC			IC			OOC				
			Samples	ATF	AAF	Samples	ATF	AAF	Samples	ATF	AAF	Samples	ATF	AAF		
Croatian Institute of Public Health	NADO	CIPH	-	-	-	6	-	-	-	-	-	-	-	-	6	-
International Committee of Sports for the Deaf	Other-CS	ICSD / CISS	4	-	-	-	-	-	-	-	-	-	-	-	4	-
			4	0	0	6	0	0	0	0	0	0	0	0	10	

Table 159: Sports for Athletes with an Impairment - Showdown

Testing Authority (TA)	TA Category	ADAMS Code	Urine						Blood						Total Samples	% AAF
			IC			OOC			IC			OOC				
			Samples	ATF	AAF	Samples	ATF	AAF	Samples	ATF	AAF	Samples	ATF	AAF		
International Blind Sport Association	Other-CS	IBSA	4	-	-	-	-	-	-	-	-	-	-	-	4	-
			4	0	0	0	0	0	0	0	0	0	0	0	4	

2019 Anti-Doping Testing Figures
Samples Analyzed and Reported by Accredited Laboratories in ADAMS

Table 160: Sports for Athletes with an Impairment - Skiing

Testing Authority (TA)	TA Category	ADAMS Code	Urine						Blood						Total Samples	% AAF	
			IC			OOC			IC			OOC					
			Samples	ATF	AAF	Samples	ATF	AAF	Samples	ATF	AAF	Samples	ATF	AAF			
China Anti-Doping Agency	NADO	CHINADA	-	-	-	30	-	-	-	-	-	-	-	-	-	30	-
International Committee of Sports for the Deaf	Other-CS	ICSD / CISS	24	-	1	-	-	-	-	-	-	-	-	-	-	24	4%
German National Anti-Doping Agency	NADO	NADA	-	-	-	5	-	-	-	-	-	-	-	-	5	-	
Croatian Institute of Public Health	NADO	CIPH	-	-	-	2	-	-	-	-	-	-	-	-	2	-	
US Anti-Doping Agency	NADO	USADA	-	-	-	2	-	-	-	-	-	-	-	-	2	-	
Hungarian Anti-Doping Agency	NADO	HUNADO	-	-	-	1	-	-	-	-	-	-	-	-	1	-	
			24	0	1	40	0	0	0	0	0	0	0	0	64		

Table 161: Sports for Athletes with an Impairment - Sport Climbing

Testing Authority (TA)	TA Category	ADAMS Code	Urine						Blood						Total Samples	% AAF	
			IC			OOC			IC			OOC					
			Samples	ATF	AAF	Samples	ATF	AAF	Samples	ATF	AAF	Samples	ATF	AAF			
International Federation of Sport Climbing	ARISF	IFSC	6	-	-	-	-	-	-	-	-	-	-	-	-	6	-
UK Anti-Doping	NADO	UKAD	1	-	-	-	-	-	-	-	-	-	-	-	-	1	-
			7	0	0	0	0	0	0	0	0	0	0	0	7		

Table 162: Sports for Athletes with an Impairment - Table Tennis

Testing Authority (TA)	TA Category	ADAMS Code	Urine						Blood						Total Samples	% AAF
			IC			OOC			IC			OOC				
			Samples	ATF	AAF	Samples	ATF	AAF	Samples	ATF	AAF	Samples	ATF	AAF		
China Anti-Doping Agency	NADO	CHINADA	15	-	-	24	-	-	2	-	-	2	-	-	43	-
International Table Tennis Federation	ASOIF	ITTF	13	-	-	7	-	-	1	-	-	-	-	-	21	-
Braslian Authority on Anti-Doping Control	NADO	ABCD	13	-	-	8	-	-	-	-	-	-	-	-	21	-
US Anti-Doping Agency	NADO	USADA	-	-	-	17	-	-	-	-	-	-	-	-	17	-
Kazakhstan National Anti-Doping Centre	NADO	KAZ-NADO	-	-	-	12	-	-	-	-	-	-	-	-	12	-
Japan Anti-Doping Agency	NADO	JADA	6	-	-	3	-	-	-	-	-	-	-	9	-	
Polish Anti-Doping Agency	NADO	POLADA	8	-	-	-	-	-	-	-	-	-	-	8	-	
International Paralympic Committee	Other-CS	IPC	8	-	1	-	-	-	-	-	-	-	-	8	13%	
Korea Anti-Doping Agency	NADO	KADA	3	-	-	2	-	-	1	-	-	1	-	7	-	
Colombian NADO	NADO	COL-NADO	3	-	-	3	-	-	-	-	-	-	-	6	-	
Cuban National Anti-Doping Agency	NADO	CUB-NADO	-	-	-	6	-	-	-	-	-	-	-	6	-	
Egyptian National Anti-doping Organization	NADO	EGY-NADO	-	-	-	6	-	-	-	-	-	-	-	6	-	
Doping Control Agency of Thailand	NADO	DCAT	-	-	-	5	-	-	-	-	-	-	-	5	-	
Chilean National Anti-Doping Commission	NADO	CHI-NADO	3	-	1	2	-	-	-	-	-	-	-	5	20%	
International Sports Federation for Athletes with an Intellectual Disability	Other-CS	INAS	5	-	-	-	-	-	-	-	-	-	-	5	-	
Slovak Anti-Doping Agency	NADO	SADA	-	-	-	3	-	-	-	-	-	1	-	4	-	
Hungarian Anti-Doping Agency	NADO	HUNADO	-	-	-	4	-	-	-	-	-	-	-	4	-	
Mexican National Anti-Doping Committee	NADO	MEX-NADO	-	-	-	4	-	-	-	-	-	-	-	4	-	
Czech Anti-Doping Committee	NADO	CADC	3	1	-	-	-	-	-	-	-	-	-	3	-	
Anti-Doping Agency of Serbia	NADO	ADAS	3	-	-	-	-	-	-	-	-	-	-	3	-	
Oceania RADO	RADO	O-RADO	-	-	-	3	-	-	-	-	-	-	-	3	-	
German National Anti-Doping Agency	NADO	NADA	-	-	-	3	-	-	-	-	-	-	-	3	-	
Canadian Centre for Ethics in Sport	NADO	CCES	-	-	-	2	-	1	-	-	-	-	-	2	50%	
Italian National Anti-Doping Agency	NADO	NADO ITALIA	-	-	-	2	-	-	-	-	-	-	-	2	-	
International Committee of Sports for the Deaf	Other-CS	ICSD / CISS	2	-	-	-	-	-	-	-	-	-	-	2	-	
Doping Authority Netherlands	NADO	DAN	-	-	-	1	-	-	-	-	-	-	-	1	-	
Hong Kong Anti-Doping Committee	NADO	HKG-ADC	-	-	-	1	-	-	-	-	-	-	-	1	-	
South African Institute for Drug-Free Sport	NADO	SAIDS	-	-	-	1	-	-	-	-	-	-	-	1	-	
West Asia RADO	RADO	W-ASIA-RADO	-	-	-	1	-	-	-	-	-	-	-	1	-	
National Antidoping Agency of the Republic of Moldova	NADO	NADO Moldova	-	-	-	-	-	-	-	-	-	1	-	1	-	
Romanian National Anti-Doping Agency	NADO	ANAD-Romania	-	-	-	1	-	-	-	-	-	-	-	1	-	
National Anti-Doping Agency Austria GmbH	NADO	NADA Austria	-	-	-	1	-	-	-	-	-	-	-	1	-	
			85	1	2	122	0	1	4	0	0	5	0	0	216	

2019 Anti-Doping Testing Figures
Samples Analyzed and Reported by Accredited Laboratories in ADAMS

Table 163: Sports for Athletes with an Impairment - Taekwondo

Testing Authority (TA)	TA Category	ADAMS Code	Urine						Blood						Total Samples	% AAF
			IC			OOC			IC			OOC				
			Samples	ATF	AAF	Samples	ATF	AAF	Samples	ATF	AAF	Samples	ATF	AAF		
World Taekwondo	ASOIF	WT	82	-	1	42	1	-	4	-	-	7	-	-	135	1%
Mexican National Anti-Doping Committee	NADO	MEX-NADO	-	-	-	24	-	1	-	-	-	-	-	-	24	4%
China Anti-Doping Agency	NADO	CHINADA	6	-	-	10	-	-	1	-	-	1	-	-	18	-
International Paralympic Committee	Other-CS	IPC	10	-	-	5	-	-	-	-	-	2	-	-	17	-
I.R Iran National Anti-Doping Organization	NADO	IRI-NADO	-	-	-	9	-	-	-	-	-	-	-	-	9	-
Korea Anti-Doping Agency	NADO	KADA	4	-	-	3	-	-	1	-	-	1	-	-	9	-
Swedish Sports Confederation	NADO	RF	8	-	-	-	-	-	-	-	-	-	-	-	8	-
Cuban National Anti-Doping Agency	NADO	CUB-NADO	-	-	-	6	-	-	-	-	-	-	-	-	6	-
Africa Zone I RADO	RADO	AFR-RADO-I	-	-	-	6	-	-	-	-	-	-	-	-	6	-
French Anti-Doping Agency	NADO	AFLD-NADO	-	-	-	6	-	-	-	-	-	-	-	-	6	-
UK Anti-Doping	NADO	UKAD	-	-	-	4	-	-	-	-	-	1	-	-	5	-
Peru National Anti-Doping Commission	NADO	CONAD PERU	-	-	-	4	-	-	-	-	-	-	-	-	4	-
International Committee of Sports for the Deaf	Other-CS	ICSD / CISS	4	-	-	-	-	-	-	-	-	-	-	-	4	-
Anti-Doping Commission, Chinese Taipei Olympic Comr	NADO	CTADA	-	-	-	4	-	-	-	-	-	-	-	-	4	-
US Anti-Doping Agency	NADO	USADA	-	-	-	3	-	-	-	-	-	-	-	-	3	-
Russian National Anti-Doping Organization	NADO	RUSADA	-	-	-	2	-	-	-	-	-	-	-	-	2	-
Mongolian National Anti-Doping Organization	NADO	MGL-NADO	-	-	-	2	-	-	-	-	-	-	-	-	2	-
Japan Anti-Doping Agency	NADO	JADA	-	-	-	2	-	-	-	-	-	-	-	-	2	-
Oceania RADO	RADO	O-RADO	1	-	-	-	-	-	-	-	-	-	-	-	1	-
Lembaga Anti-Doping Indonesia	NADO	LADI	-	-	-	1	-	-	-	-	-	-	-	-	1	-
Anti-Doping Agency of Panama	NADO	PAN-NADO	-	-	-	1	-	-	-	-	-	-	-	-	1	-
Anti-Doping Agency of Serbia	NADO	ADAS	-	-	-	1	-	-	-	-	-	-	-	-	1	-
Canadian Centre for Ethics in Sport	NADO	CCES	-	-	-	1	-	-	-	-	-	-	-	-	1	-
			115	0	1	136	1	1	6	0	0	12	0	0	269	

Table 164: Sports for Athletes with an Impairment - Tennis

Testing Authority (TA)	TA Category	ADAMS Code	Urine						Blood						Total Samples	% AAF
			IC			OOC			IC			OOC				
			Samples	ATF	AAF	Samples	ATF	AAF	Samples	ATF	AAF	Samples	ATF	AAF		
International Tennis Federation	ASOIF	ITF	84	-	1	132	-	-	-	-	-	107	-	-	323	0%
China Anti-Doping Agency	NADO	CHINADA	9	-	-	6	-	-	1	-	-	-	-	-	16	-
US Anti-Doping Agency	NADO	USADA	-	-	-	13	-	-	-	-	-	-	-	-	13	-
Italian National Anti-Doping Agency	NADO	NADO ITALIA	10	-	2	-	-	-	-	-	-	-	-	-	10	20%
Colombian NADO	NADO	COL-NADO	4	-	-	6	-	-	-	-	-	-	-	-	10	-
UK Anti-Doping	NADO	UKAD	-	-	-	8	-	-	-	-	-	1	-	-	9	-
International Paralympic Committee	Other-CS	IPC	4	-	-	4	-	-	-	-	-	1	-	-	9	-
Doping Authority Netherlands	NADO	DAN	4	-	-	3	-	-	-	-	-	-	-	-	7	-
Russian National Anti-Doping Organization	NADO	RUSADA	-	-	-	7	-	-	-	-	-	-	-	-	7	-
Korea Anti-Doping Agency	NADO	KADA	2	-	-	2	-	-	1	-	-	1	-	-	6	-
International Committee of Sports for the Deaf	Other-CS	ICSD / CISS	4	-	-	-	-	-	-	-	-	-	-	-	4	-
Antidoping Switzerland	NADO	ADCH	4	-	-	-	-	-	-	-	-	-	-	-	4	-
French Community of Belgium NADO	NADO	BEL-CFWB	4	-	-	-	-	-	-	-	-	-	-	-	4	-
Australian Sports Anti-Doping Authority	NADO	ASADA	-	-	-	2	-	-	-	-	-	1	-	-	3	-
Canadian Centre for Ethics in Sport	NADO	CCES	2	-	-	1	-	-	-	-	-	-	-	-	3	-
Egyptian National Anti-doping Organization	NADO	EGY-NADO	-	-	-	2	-	-	-	-	-	-	-	-	2	-
German National Anti-Doping Agency	NADO	NADA	-	-	-	2	-	-	-	-	-	-	-	-	2	-
Mexican National Anti-Doping Committee	NADO	MEX-NADO	-	-	-	2	-	-	-	-	-	-	-	-	2	-
National Anti-Doping Agency Austria GmbH	NADO	NADA Austria	-	-	-	1	-	-	-	-	-	-	-	-	1	-
National Antidoping Agency of the Republic of Moldova	NADO	NADO Moldova	-	-	-	1	-	-	-	-	-	-	-	-	1	-
Finnish Center for Integrity in Sports	NADO	FINCIS	-	-	-	1	-	-	-	-	-	-	-	-	1	-
			131	0	3	193	0	0	2	0	0	111	0	0	437	

Table 165: Sports for Athletes with an Impairment - Triathlon

Testing Authority (TA)	TA Category	ADAMS Code	Urine						Blood						Total Samples	% AAF
			IC			OOC			IC			OOC				
			Samples	ATF	AAF	Samples	ATF	AAF	Samples	ATF	AAF	Samples	ATF	AAF		
International Triathlon Union	ASOIF	ITU	91	-	1	13	-	-	2	-	-	-	-	-	106	1%
UK Anti-Doping	NADO	UKAD	4	-	-	23	-	-	-	-	-	3	-	-	30	-
US Anti-Doping Agency	NADO	USADA	-	-	-	23	-	-	-	-	-	2	-	-	25	-
Spain National Anti-Doping Agency	NADO	ESP-NADO	7	-	-	6	-	-	1	-	-	5	-	-	19	-
Italian National Anti-Doping Agency	NADO	NADO ITALIA	6	-	-	9	-	-	-	-	-	2	-	-	17	-
Russian National Anti-Doping Organization	NADO	RUSADA	4	-	-	7	-	-	-	-	-	4	-	-	15	-
Doping Authority Netherlands	NADO	DAN	-	-	-	11	-	-	-	-	-	4	-	-	15	-
French Anti-Doping Agency	NADO	AFLD-NADO	3	-	-	10	-	-	-	-	-	-	-	-	13	-
Australian Sports Anti-Doping Authority	NADO	ASADA	-	-	-	11	-	-	-	-	-	1	-	-	12	-
German National Anti-Doping Agency	NADO	NADA	-	-	-	4	-	-	-	-	-	3	-	-	7	-
Canadian Centre for Ethics in Sport	NADO	CCES	-	-	-	2	-	-	-	-	-	2	-	-	4	-
Colombian NADO	NADO	COL-NADO	3	-	-	1	-	-	-	-	-	-	-	-	4	-
Finnish Center for Integrity in Sports	NADO	FINCIS	-	-	-	4	-	1	-	-	-	-	-	-	4	25%
Japan Anti-Doping Agency	NADO	JADA	-	-	-	3	-	-	-	-	-	-	-	-	3	-
Korea Anti-Doping Agency	NADO	KADA	1	-	-	-	-	-	1	-	-	-	-	-	2	-
Antidoping Switzerland	NADO	ADCH	-	-	-	2	-	-	-	-	-	-	-	-	2	-
National Anti-Doping Agency Austria GmbH	NADO	NADA Austria	-	-	-	2	-	-	-	-	-	-	-	-	2	-
National Anti-Doping Agency of Tunisia	NADO	ANAD	-	-	-	-	-	-	-	-	-	1	-	-	1	-
			119	0	1	131	0	1	4	0	0	27	0	0	281	

2019 Anti-Doping Testing Figures
Samples Analyzed and Reported by Accredited Laboratories in ADAMS

Table 166: Sports for Athletes with an Impairment - Volleyball

Testing Authority (TA)	TA Category	ADAMS Code	Urine						Blood						Total Samples	% AAF	
			IC			OOC			IC			OOC					
			Samples	ATF	AAF	Samples	ATF	AAF	Samples	ATF	AAF	Samples	ATF	AAF			
German National Anti-Doping Agency	NADO	NADA	-	-	-	5	-	-	-	-	-	-	-	-	-	5	-
International Committee of Sports for the Deaf	Other-CS	ICSD / CISS	4	-	-	-	-	-	-	-	-	-	-	-	-	4	-
Association of National Olympic Committees	Other-CS	ANOC	1	-	-	-	-	-	-	1	-	-	-	-	-	2	-
			5	0	0	5	0	0	1	0	0	0	0	0	11		

Table 167: Sports for Athletes with an Impairment - Wheelchair Sports

Testing Authority (TA)	TA Category	ADAMS Code	Urine						Blood						Total Samples	% AAF	
			IC			OOC			IC			OOC					
			Samples	ATF	AAF	Samples	ATF	AAF	Samples	ATF	AAF	Samples	ATF	AAF			
Common Community Commission (Brussels)	NADO	COCOM	-	-	-	1	-	-	-	-	-	-	-	-	-	1	-
			0	0	0	1	0	0	0	0	0	0	0	0	1		

Table 168: Sports for Athletes with an Impairment - Wrestling

Testing Authority (TA)	TA Category	ADAMS Code	Urine						Blood						Total Samples	% AAF	
			IC			OOC			IC			OOC					
			Samples	ATF	AAF	Samples	ATF	AAF	Samples	ATF	AAF	Samples	ATF	AAF			
Cuban National Anti-Doping Agency	NADO	CUB-NADO	-	-	-	3	-	-	-	-	-	-	-	-	-	3	-
International Committee of Sports for the Deaf	Other-CS	ICSD / CISS	3	-	-	-	-	-	-	-	-	-	-	-	-	3	-
World Anti-Doping Agency	Other-CS	WADA-AMA	-	-	-	2	-	-	-	-	-	-	-	-	2	-	
United World Wrestling	ASOIF	UWW	-	-	-	1	-	-	-	-	-	-	-	-	1	-	
			3	0	0	6	0	0	0	0	0	0	0	0	9		

2019 Anti-Doping Testing Figures
Samples Analyzed and Reported by Accredited Laboratories in ADAMS

Table 169: Other Sports - Code Signatories - Australian Rules Football

Testing Authority (TA)	TA Category	ADAMS Code	Urine						Blood						Total Samples	% AAF
			IC			OOC			IC			OOC				
			Samples	ATF	AAF	Samples	ATF	AAF	Samples	ATF	AAF	Samples	ATF	AAF		
Australian Sports Anti-Doping Authority	NADO	ASADA	183	-	5	370	-	1	-	-	-	19	-	-	572	1%
			183	0	5	370	0	1	0	0	0	19	0	0	572	

Table 170: Other Sports - Code Signatories - Bowls

Testing Authority (TA)	TA Category	ADAMS Code	Urine						Blood						Total Samples	% AAF
			IC			OOC			IC			OOC				
			Samples	ATF	AAF	Samples	ATF	AAF	Samples	ATF	AAF	Samples	ATF	AAF		
World Bowls	Other-CS	World Bowls	8	-	-	-	-	-	-	-	-	-	-	-	8	-
Central American RADO	RADO	RADO-CAM	-	-	-	3	-	-	-	-	-	-	-	-	3	-
Pan American Sports Organization	Other-CS	PASO	1	-	-	-	-	-	-	-	-	-	-	-	1	-
			9	0	0	3	0	0	0	0	0	0	0	0	12	

Table 171: Other Sports - Code Signatories - Cheerleading

Testing Authority (TA)	TA Category	ADAMS Code	Urine						Blood						Total Samples	% AAF
			IC			OOC			IC			OOC				
			Samples	ATF	AAF	Samples	ATF	AAF	Samples	ATF	AAF	Samples	ATF	AAF		
Finnish Center for Integrity in Sports	NADO	FINCIS	3	-	-	-	-	-	2	-	-	-	-	-	5	-
International Federation of Cheerleading	Other-CS	IFC	1	-	-	-	-	-	-	-	-	-	-	-	1	-
			4	0	0	0	0	0	2	0	0	0	0	0	6	

Table 172: Other Sports - Code Signatories - Electronic Sports

Testing Authority (TA)	TA Category	ADAMS Code	Urine						Blood						Total Samples	% AAF
			IC			OOC			IC			OOC				
			Samples	ATF	AAF	Samples	ATF	AAF	Samples	ATF	AAF	Samples	ATF	AAF		
Finnish Center for Integrity in Sports	NADO	FINCIS	5	-	-	-	-	-	-	-	-	-	-	-	5	-
International eSports Federation	Other-CS	leSF	3	-	-	-	-	-	-	-	-	-	-	-	3	-
			8	0	0	0	0	0	0	0	0	0	0	0	8	

Table 173: Other Sports - Code Signatories - Karate (Shinkyokushin WKO)

Testing Authority (TA)	TA Category	ADAMS Code	Urine						Blood						Total Samples	% AAF
			IC			OOC			IC			OOC				
			Samples	ATF	AAF	Samples	ATF	AAF	Samples	ATF	AAF	Samples	ATF	AAF		
World Karate Organization	Other-CS	WKO	8	-	-	-	-	-	-	-	-	-	-	-	8	-
Japan Anti-Doping Agency	NADO	JADA	8	-	-	-	-	-	-	-	-	-	-	-	8	-
			16	0	0	0	0	0	0	0	0	0	0	0	16	

Table 174: Other Sports - Code Signatories - Kettlebell Lifting

Testing Authority (TA)	TA Category	ADAMS Code	Urine						Blood						Total Samples	% AAF
			IC			OOC			IC			OOC				
			Samples	ATF	AAF	Samples	ATF	AAF	Samples	ATF	AAF	Samples	ATF	AAF		
International Union of Kettlebell Lifting	Other-CS	IUKL	42	-	2	2	-	-	-	-	-	-	-	-	44	5%
National Anti-doping Center of Ukraine	NADO	NADC Ukraine	40	-	4	2	-	-	-	-	-	-	-	-	42	10%
Kazakhstan National Anti-Doping Centre	NADO	KAZ-NADO	23	-	3	-	-	-	-	-	-	-	-	-	23	13%
Finnish Center for Integrity in Sports	NADO	FINCIS	6	-	-	2	-	-	2	-	-	1	-	-	11	-
Anti-Doping Bureau of Latvia	NADO	LAT-NADO	2	-	-	-	-	-	-	-	-	-	-	-	2	-
			113	0	9	6	0	0	2	0	0	1	0	0	122	

Table 175: Other Sports - Code Signatories - Kudo

Testing Authority (TA)	TA Category	ADAMS Code	Urine						Blood						Total Samples	% AAF
			IC			OOC			IC			OOC				
			Samples	ATF	AAF	Samples	ATF	AAF	Samples	ATF	AAF	Samples	ATF	AAF		
Japan Anti-Doping Agency	NADO	JADA	4	-	-	-	-	-	-	-	-	-	-	-	4	-
Kudo International Federation	Other-CS	KIF	-	-	-	2	-	-	-	-	-	-	-	-	2	-
			4	0	0	2	0	0	0	0	0	0	0	0	6	

Table 176: Other Sports - Code Signatories - Kurash

Testing Authority (TA)	TA Category	ADAMS Code	Urine						Blood						Total Samples	% AAF
			IC			OOC			IC			OOC				
			Samples	ATF	AAF	Samples	ATF	AAF	Samples	ATF	AAF	Samples	ATF	AAF		
Kurash International Federation	Other-CS	IKA	23	-	5	-	-	-	-	-	-	-	-	-	23	22%
South East Asian Games Federation	Other	SEAGF	13	-	-	-	-	-	-	-	-	-	-	-	13	-
Lembaga Anti-Doping Indonesia	NADO	LADI	-	-	-	5	-	-	-	-	-	-	-	-	5	-
			36	0	5	5	0	0	0	0	0	0	0	0	41	

Table 177: Other Sports - Code Signatories - Poker

Testing Authority (TA)	TA Category	ADAMS Code	Urine						Blood						Total Samples	% AAF
			IC			OOC			IC			OOC				
			Samples	ATF	AAF	Samples	ATF	AAF	Samples	ATF	AAF	Samples	ATF	AAF		
International Federation of Match Poker	Other-CS	IFMP	29	-	2	-	-	-	-	-	-	-	-	-	29	7%
			29	0	2	0	0	0	0	0	0	0	0	0	29	

2019 Anti-Doping Testing Figures
Samples Analyzed and Reported by Accredited Laboratories in ADAMS

Table 178: Other Sports - Code Signatories - Pole Sports

Testing Authority (TA)	TA Category	ADAMS Code	Urine						Blood						Total Samples	% AAF
			IC			OOC			IC			OOC				
			Samples	ATF	AAF	Samples	ATF	AAF	Samples	ATF	AAF	Samples	ATF	AAF		
Mexican National Anti-Doping Committee	NADO	MEX-NADO	6	1	-	-	-	-	-	-	-	-	-	-	6	-
			6	1	0	0	0	0	0	0	0	0	0	0	6	-

Table 179: Other Sports - Code Signatories - Rugby League

Testing Authority (TA)	TA Category	ADAMS Code	Urine						Blood						Total Samples	% AAF
			IC			OOC			IC			OOC				
			Samples	ATF	AAF	Samples	ATF	AAF	Samples	ATF	AAF	Samples	ATF	AAF		
UK Anti-Doping	NADO	UKAD	157	-	3	550	2	2	-	-	-	80	-	-	787	1%
Australian Sports Anti-Doping Authority	NADO	ASADA	125	-	1	444	-	4	-	-	-	73	-	-	642	1%
French Anti-Doping Agency	NADO	AFLD-NADO	97	-	3	85	-	-	-	-	-	4	-	-	186	2%
Drug Free Sport New Zealand	NADO	DFSNZ	24	-	-	41	-	-	-	-	-	-	-	-	65	-
Sri Lanka Anti Doping Agency	NADO	SRI-NADO	12	-	1	3	-	1	-	-	-	2	-	-	17	12%
Anti-Doping Agency of Serbia	NADO	ADAS	10	-	1	-	-	-	-	-	-	-	-	-	10	10%
Anti-Doping Norway	NADO	ADNO	7	-	-	-	-	-	-	-	-	-	-	-	7	-
Oceania RADO	RADO	O-RADO	4	-	-	2	-	-	-	-	-	-	-	-	6	-
Portugal Anti-Doping Agency	NADO	ADoP	5	-	1	-	-	-	-	-	-	-	-	-	5	20%
Turkish Anti Doping Commission	NADO	TADC	4	-	-	-	-	-	-	-	-	-	-	-	4	-
Sport Ireland	NADO	SI	4	-	-	-	-	-	-	-	-	-	-	-	4	-
Anti-Doping Commission of Malta	NADO	MLT-NADO	4	-	-	-	-	-	-	-	-	-	-	-	4	-
			453	0	10	1125	2	7	0	0	0	159	0	0	1737	

Table 180: Other Sports - Code Signatories - ITF Taekwondo

Testing Authority (TA)	TA Category	ADAMS Code	Urine						Blood						Total Samples	% AAF
			IC			OOC			IC			OOC				
			Samples	ATF	AAF	Samples	ATF	AAF	Samples	ATF	AAF	Samples	ATF	AAF		
International Taekwon-Do Federation (Spain)	Other-CS	TKD-ITF	22	-	-	52	-	-	1	-	-	-	-	-	75	-
			22	0	0	52	0	0	1	0	0	0	0	0	75	

Table 181: Other Sports - Code Signatories - Taekwondo - AUT

Testing Authority (TA)	TA Category	ADAMS Code	Urine						Blood						Total Samples	% AAF
			IC			OOC			IC			OOC				
			Samples	ATF	AAF	Samples	ATF	AAF	Samples	ATF	AAF	Samples	ATF	AAF		
National Anti-Doping Agency Austria GmbH	NADO	NADA Austria	5	-	-	-	-	-	-	-	-	-	-	-	5	-
			5	0	0	0	0	0	0	0	0	0	0	0	5	

Table 182: Other Sports - Code Signatories - Ironman Triathlon

Testing Authority (TA)	TA Category	ADAMS Code	Urine						Blood						Total Samples	% AAF
			IC			OOC			IC			OOC				
			Samples	ATF	AAF	Samples	ATF	AAF	Samples	ATF	AAF	Samples	ATF	AAF		
World Triathlon Corporation	Other-CS	IRONMAN	350	-	5	333	-	4	-	-	-	40	-	1	723	1%
German National Anti-Doping Agency	NADO	NADA	3	-	-	167	-	-	-	-	-	89	-	-	259	-
Braslian Authority on Anti-Doping Control	NADO	ABCD	18	-	1	-	-	-	8	-	-	-	-	-	26	4%
Antidoping Switzerland	NADO	ADCH	-	-	-	16	-	-	-	-	-	7	-	-	23	-
Australian Sports Anti-Doping Authority	NADO	ASADA	2	-	-	9	-	-	1	-	-	1	-	-	13	-
Drug Free Sport New Zealand	NADO	DFSNZ	4	-	-	4	-	-	-	-	-	-	-	-	8	-
Swedish Sports Confederation	NADO	RF	5	-	-	2	-	-	-	-	-	-	-	-	7	-
Luxembourg NADO	NADO	ALAD	4	-	-	-	-	-	-	-	-	-	-	-	4	-
Czech Anti-Doping Committee	NADO	CADC	4	-	-	-	-	-	-	-	-	-	-	-	4	-
Anti-Doping Denmark	NADO	ADD	-	-	-	2	-	-	-	-	-	2	-	-	4	-
South African Institute for Drug-Free Sport	NADO	SAIDS	-	-	-	2	-	-	-	-	-	-	-	-	2	-
Bermuda Sport Anti- Doping Authority	NADO	BSADA	-	-	-	1	-	-	-	-	-	1	-	-	2	-
Spain National Anti-Doping Agency	NADO	ESP-NADO	-	-	-	1	-	-	-	-	-	1	-	-	2	-
US Anti-Doping Agency	NADO	USADA	2	-	-	-	-	-	-	-	-	-	-	-	2	-
NADO Flanders	NADO	NADOF	2	-	-	-	-	-	-	-	-	-	-	-	2	-
			394	0	6	537	0	4	9	0	0	141	0	1	1081	

2019 Anti-Doping Testing Figures
Samples Analyzed and Reported by Accredited Laboratories in ADAMS

Table 183: Other Sports - Code Signatories - Military Sports

Military Air Sports

Testing Authority (TA)	TA Category	ADAMS Code	Urine						Blood						Total Samples	% AAF
			IC			OOC			IC			OOC				
			Samples	ATF	AAF	Samples	ATF	AAF	Samples	ATF	AAF	Samples	ATF	AAF		
Qatar Antidoping Commission	NADO	QADC	-	-	-	90	-	12	-	-	-	-	-	-	90	13%
CHN-Military Sport Department in China	Other	CHN-MSD	-	-	-	17	-	-	-	-	-	-	-	-	17	-
International Military Sports Council	Other-CS	CISM	9	-	-	2	-	-	-	-	-	-	-	-	11	-
			9	0	0	109	0	12	0	0	0	0	0	0	118	

Military Aquatics

Testing Authority (TA)	TA Category	ADAMS Code	Urine						Blood						Total Samples	% AAF
			IC			OOC			IC			OOC				
			Samples	ATF	AAF	Samples	ATF	AAF	Samples	ATF	AAF	Samples	ATF	AAF		
International Military Sports Council	Other-CS	CISM	105	-	-	26	-	-	5	-	-	2	-	-	138	-
CHN-Military Sport Department in China	Other	CHN-MSD	-	-	-	17	-	-	-	-	-	-	-	-	17	-
Saudi Arabian Antidoping Committee	NADO	KSA-NADO	1	-	-	-	-	-	-	-	-	-	-	-	1	-
German National Anti-Doping Agency	NADO	NADA	1	-	-	-	-	-	-	-	-	-	-	-	1	-
South East Asian Games Federation	Other	SEAGF	1	-	-	-	-	-	-	-	-	-	-	-	1	-
Czech Anti-Doping Committee	NADO	CADC	-	-	-	1	-	-	-	-	-	-	-	-	1	-
			108	0	0	44	0	0	5	0	0	2	0	0	159	

Military Archery

Testing Authority (TA)	TA Category	ADAMS Code	Urine						Blood						Total Samples	% AAF
			IC			OOC			IC			OOC				
			Samples	ATF	AAF	Samples	ATF	AAF	Samples	ATF	AAF	Samples	ATF	AAF		
International Military Sports Council	Other-CS	CISM	10	-	-	-	-	-	-	-	-	-	-	-	10	-
CHN-Military Sport Department in China	Other	CHN-MSD	-	-	-	10	-	-	-	-	-	-	-	-	10	-
			10	0	0	10	0	0	0	0	0	0	0	0	20	

Military Athletics

Testing Authority (TA)	TA Category	ADAMS Code	Urine						Blood						Total Samples	% AAF
			IC			OOC			IC			OOC				
			Samples	ATF	AAF	Samples	ATF	AAF	Samples	ATF	AAF	Samples	ATF	AAF		
International Military Sports Council	Other-CS	CISM	85	-	1	16	-	-	3	-	-	-	-	-	104	1%
CHN-Military Sport Department in China	Other	CHN-MSD	-	-	-	34	-	-	-	-	-	-	-	-	34	-
US Anti-Doping Agency	NADO	USADA	-	-	-	3	-	-	-	-	-	-	-	-	3	-
Slovak Anti-Doping Agency	NADO	SADA	-	-	-	1	-	-	-	-	-	1	1	-	2	-
German National Anti-Doping Agency	NADO	NADA	-	-	-	1	-	-	-	-	-	1	-	-	2	-
Slovenian Antidoping Organization	NADO	SLOADO	2	-	-	-	-	-	-	-	-	-	-	-	2	-
Finnish Center for Integrity in Sports	NADO	FINCIS	-	-	-	1	-	-	-	-	-	1	-	-	2	-
Luxembourg NADO	NADO	ALAD	-	-	-	1	-	-	-	-	-	1	-	-	2	-
Czech Anti-Doping Committee	NADO	CADC	-	-	-	1	-	-	-	-	-	-	-	-	1	-
Ethiopian Anti doping Organization	NADO	ETH-NADO	-	-	-	1	-	-	-	-	-	-	-	-	1	-
			87	0	1	59	0	0	3	0	0	4	1	0	153	

Military Badminton

Testing Authority (TA)	TA Category	ADAMS Code	Urine						Blood						Total Samples	% AAF
			IC			OOC			IC			OOC				
			Samples	ATF	AAF	Samples	ATF	AAF	Samples	ATF	AAF	Samples	ATF	AAF		
International Military Sports Council	Other-CS	CISM	8	-	-	1	-	-	-	-	-	-	-	-	9	-
			8	0	0	1	0	0	0	0	0	0	0	0	9	

Military Basketball

Testing Authority (TA)	TA Category	ADAMS Code	Urine						Blood						Total Samples	% AAF
			IC			OOC			IC			OOC				
			Samples	ATF	AAF	Samples	ATF	AAF	Samples	ATF	AAF	Samples	ATF	AAF		
CHN-Military Sport Department in China	Other	CHN-MSD	-	-	-	27	-	-	-	-	-	-	-	-	27	-
International Military Sports Council	Other-CS	CISM	11	-	-	9	-	-	1	-	-	-	-	-	21	-
			11	0	0	36	0	0	1	0	0	0	0	0	48	

Military Boxing

Testing Authority (TA)	TA Category	ADAMS Code	Urine						Blood						Total Samples	% AAF
			IC			OOC			IC			OOC				
			Samples	ATF	AAF	Samples	ATF	AAF	Samples	ATF	AAF	Samples	ATF	AAF		
International Military Sports Council	Other-CS	CISM	15	-	-	7	-	-	2	-	-	-	-	-	24	-
CHN-Military Sport Department in China	Other	CHN-MSD	-	-	-	13	-	-	-	-	-	-	-	-	13	-
Qatar Antidoping Commission	NADO	QADC	-	-	-	1	-	-	-	-	-	1	-	-	2	-
			15	0	0	21	0	0	2	0	0	1	0	0	39	

Military Cycling

Testing Authority (TA)	TA Category	ADAMS Code	Urine						Blood						Total Samples	% AAF
			IC			OOC			IC			OOC				
			Samples	ATF	AAF	Samples	ATF	AAF	Samples	ATF	AAF	Samples	ATF	AAF		
International Military Sports Council	Other-CS	CISM	14	-	-	2	-	-	1	-	-	-	-	-	17	-
CHN-Military Sport Department in China	Other	CHN-MSD	-	-	-	2	-	-	-	-	-	-	-	-	2	-
Hellenic National Council for Combatting Doping	NADO	ESKAN	1	-	-	-	-	-	-	-	-	-	-	-	1	-
Anti-Doping Agency of Serbia	NADO	ADAS	-	-	-	1	-	-	-	-	-	-	-	-	1	-
			15	0	0	5	0	0	1	0	0	0	0	0	21	

Military Equestrian

Testing Authority (TA)	TA Category	ADAMS Code	Urine						Blood						Total Samples	% AAF
			IC			OOC			IC			OOC				
			Samples	ATF	AAF	Samples	ATF	AAF	Samples	ATF	AAF	Samples	ATF	AAF		
International Military Sports Council	Other-CS	CISM	4	-	-	-	-	-	-	-	-	-	-	-	4	-
			4	0	0	0	0	0	0	0	0	0	0	0	4	

2019 Anti-Doping Testing Figures
Samples Analyzed and Reported by Accredited Laboratories in ADAMS

Table 183: Other Sports - Code Signatories - Military Sports (continued)

			Urine						Blood							
Testing Authority (TA)			IC		OOC		IC		OOC		IC		OOC		Total	%
Category	ADAMS Code		Samples	ATF	AAF	Samples	ATF	AAF	Samples	ATF	AAF	Samples	ATF	AAF	Samples	AAF
Military Fencing																
International Military Sports Council	Other-CS	CISM	12	-	-	2	-	-	-	-	-	-	-	-	14	-
			12	0	0	2	0	0	0	0	0	0	0	0	14	
Military Football																
CHN-Military Sport Department in China	Other	CHN-MSD	-	-	-	21	-	-	-	-	-	-	-	-	21	-
International Military Sports Council	Other-CS	CISM	11	-	-	8	-	-	1	-	-	-	-	-	20	-
			11	0	0	29	0	0	1	0	0	0	0	0	41	
Military Golf																
International Military Sports Council	Other-CS	CISM	6	-	-	1	-	-	-	-	-	-	-	-	7	-
			6	0	0	1	0	0	0	0	0	0	0	0	7	
Military Judo																
International Military Sports Council	CISM	Other-CS	16	-	-	3	-	-	2	-	-	-	-	-	21	-
CHN-Military Sport Department in China	Other	CHN-MSD	-	-	-	17	-	-	-	-	-	-	-	-	17	-
			16	0	0	20	0	0	2	0	0	0	0	0	38	
Military Lifesaving																
International Military Sports Council	CISM	Other-CS	23	-	-	9	-	-	-	-	-	-	-	-	32	-
			23	0	0	9	0	0	0	0	0	0	0	0	32	
Military Orienteering																
International Military Sports Council	Other-CS	CISM	15	-	-	3	-	-	-	-	-	-	-	-	18	-
CHN-Military Sport Department in China	Other	CHN-MSD	-	-	-	15	-	-	-	-	-	-	-	-	15	-
Finnish Center for Integrity in Sports	NADO	FINCIS	3	-	-	-	-	-	-	-	-	-	-	-	3	-
			18	0	0	18	0	0	0	0	0	0	0	0	36	
Military Sailing																
International Military Sports Council	Other-CS	CISM	6	-	-	2	-	-	-	-	-	-	-	-	8	-
CHN-Military Sport Department in China	Other	CHN-MSD	-	-	-	6	-	-	-	-	-	-	-	-	6	-
			6	0	0	8	0	0	0	0	0	0	0	0	14	
Military Shooting																
International Military Sports Council	Other-CS	CISM	30	-	-	3	-	-	-	-	-	-	-	-	33	-
CHN-Military Sport Department in China	Other	CHN-MSD	-	-	-	28	-	-	-	-	-	-	-	-	28	-
			30	0	0	31	0	0	0	0	0	0	0	0	61	
Military Skating																
German National Anti-Doping Agency	NADO	NADA	2	-	-	1	-	-	-	-	-	-	-	-	3	-
Swedish Sports Confederation	NADO	RF	-	-	-	3	-	-	-	-	-	-	-	-	3	-
US Anti-Doping Agency	NADO	USADA	1	-	-	-	-	-	-	-	-	-	-	-	1	-
Doping Authority Netherlands	NADO	DAN	1	-	-	-	-	-	-	-	-	-	-	-	1	-
Cuban National Anti-Doping Agency	NADO	CUB-NADO	-	-	-	1	-	-	-	-	-	-	-	-	1	-
Mongolian National Anti-Doping Organization	NADO	MGL-NADO	-	-	-	1	-	-	-	-	-	-	-	-	1	-
			4	0	0	6	0	0	0	0	0	0	0	0	10	
Military Table Tennis																
International Military Sports Council	CISM	Other-CS	6	-	-	1	-	-	-	-	-	-	-	-	7	-
			6	0	0	1	0	0	0	0	0	0	0	0	7	
Military Taekwondo																
International Military Sports Council	Other-CS	CISM	19	-	-	8	-	1	-	-	-	-	-	-	27	4%
CHN-Military Sport Department in China	Other	CHN-MSD	-	-	-	20	-	-	-	-	-	-	-	-	20	-
			19	0	0	28	0	1	0	0	0	0	0	0	47	

2019 Anti-Doping Testing Figures
Samples Analyzed and Reported by Accredited Laboratories in ADAMS

Table 183: Other Sports - Code Signatories - Military Sports (continued)

Military Triathlon

Testing Authority (TA)	TA Category	ADAMS Code	Urine						Blood						Total Samples	% AAF
			IC			OOC			IC			OOC				
			Samples	ATF	AAF	Samples	ATF	AAF	Samples	ATF	AAF	Samples	ATF	AAF		
International Military Sports Council	Other-CS	CISM	10	-	-	3	-	-	1	-	-	-	-	-	14	-
CHN-Military Sport Department in China	Other	CHN-MSD	-	-	-	13	-	-	-	-	-	-	-	-	13	-
Common Community Commission (Brussels)	NADO	COCOM	-	-	-	1	-	-	-	-	-	1	-	-	2	-
			10	0	0	17	0	0	1	0	0	1	0	0	29	

Military Volleyball

Testing Authority (TA)	TA Category	ADAMS Code	Urine						Blood						Total Samples	% AAF
			IC			OOC			IC			OOC				
			Samples	ATF	AAF	Samples	ATF	AAF	Samples	ATF	AAF	Samples	ATF	AAF		
CHN-Military Sport Department in China	Other	CHN-MSD	-	-	-	48	1	-	-	-	-	-	-	-	48	-
International Military Sports Council	Other-CS	CISM	16	-	-	7	-	-	-	-	-	-	-	-	23	-
Qatar Antidoping Commission	NADO	QADC	-	-	-	1	-	-	-	-	-	-	-	-	1	-
			16	0	0	56	1	0	0	0	0	0	0	0	72	

Military Wrestling

Testing Authority (TA)	TA Category	ADAMS Code	Urine						Blood						Total Samples	% AAF
			IC			OOC			IC			OOC				
			Samples	ATF	AAF	Samples	ATF	AAF	Samples	ATF	AAF	Samples	ATF	AAF		
International Military Sports Council	Other-CS	CISM	18	-	-	6	-	-	1	-	-	-	-	-	25	-
CHN-Military Sport Department in China	Other	CHN-MSD	-	-	-	12	-	-	-	-	-	-	-	-	12	-
National Anti-Doping agency of Uzbekistan	NADO	UZNADA	-	-	-	4	-	-	-	-	-	-	-	-	4	-
			18	0	0	22	0	0	1	0	0	0	0	0	41	

2019 Anti-Doping Testing Figures
Samples Analyzed and Reported by Accredited Laboratories in ADAMS

Table 184: Other Sports - Code Signatories - University Sports

University American Football			Urine						Blood						Total	%
Testing Authority (TA)	TA Category	ADAMS Code	IC Samples	ATF	AAF	OOC Samples	ATF	AAF	IC Samples	ATF	AAF	OOC Samples	ATF	AAF	AAAF	AAAF
Canadian Centre for Ethics in Sport	NADO	CCES	137	-	9	133	-	3	16	-	-	17	-	-	303	4%
Mexican National Anti-Doping Committee	NADO	MEX-NADO	-	-	-	1	-	-	-	-	-	-	-	-	1	-
			137	0	9	134	0	3	16	0	0	17	0	0	304	
University Aquatics			Urine						Blood						Total	%
Testing Authority (TA)	TA Category	ADAMS Code	IC Samples	ATF	AAF	OOC Samples	ATF	AAF	IC Samples	ATF	AAF	OOC Samples	ATF	AAF	AAAF	AAAF
International University Sport Federation	Other-CS	FISU	128	-	-	-	-	-	7	-	-	-	-	-	135	-
CHN-Federation of University Sports of China	Other	CHN-FUS	13	-	-	35	-	-	-	-	-	-	-	-	48	-
CHN-Colleges or Schools in China	Other	CHN-COS	21	-	-	-	-	-	-	-	-	-	-	-	21	-
Canadian Centre for Ethics in Sport	NADO	CCES	16	-	1	-	-	-	-	-	-	-	-	-	16	6%
Turkish Anti Doping Commission	NADO	TADC	6	-	-	-	-	-	-	-	-	-	-	-	6	-
US Anti-Doping Agency	NADO	USADA	6	-	-	-	-	-	-	-	-	-	-	-	6	-
German National Anti-Doping Agency	NADO	NADA	4	-	-	-	-	-	-	-	-	-	-	-	4	-
Czech Anti-Doping Committee	NADO	CADC	1	-	-	1	-	-	-	-	-	-	-	-	2	-
Common Community Commission (Brussels)	NADO	COCOM	-	-	-	2	-	-	-	-	-	-	-	-	2	-
Spain National Anti-Doping Agency	NADO	ESP-NADO	1	-	-	-	-	-	-	-	-	-	-	-	1	-
Anti-Doping Agency of Malaysia	NADO	ADAMAS	-	-	-	1	-	-	-	-	-	-	-	-	1	-
Sport Ireland	NADO	SI	1	-	-	-	-	-	-	-	-	-	-	-	1	-
Cuban National Anti-Doping Agency	NADO	CUB-NADO	-	-	-	1	-	-	-	-	-	-	-	-	1	-
			197	0	1	40	0	0	7	0	0	0	0	0	244	
University Archery			Urine						Blood						Total	%
Testing Authority (TA)	TA Category	ADAMS Code	IC Samples	ATF	AAF	OOC Samples	ATF	AAF	IC Samples	ATF	AAF	OOC Samples	ATF	AAF	AAAF	AAAF
International University Sport Federation	Other-CS	FISU	20	-	-	-	-	-	-	-	-	-	-	-	20	-
CHN-Federation of University Sports of China	Other	CHN-FUS	-	-	-	4	-	-	-	-	-	-	-	-	4	-
			20	0	0	4	0	0	0	0	0	0	0	0	24	
University Athletics			Urine						Blood						Total	%
Testing Authority (TA)	TA Category	ADAMS Code	IC Samples	ATF	AAF	OOC Samples	ATF	AAF	IC Samples	ATF	AAF	OOC Samples	ATF	AAF	AAAF	AAAF
International University Sport Federation	Other-CS	FISU	115	-	2	-	-	-	4	-	-	-	-	-	119	2%
CHN-Federation of University Sports of China	Other	CHN-FUS	11	-	-	31	-	-	-	-	-	-	-	-	42	-
Canadian Centre for Ethics in Sport	NADO	CCES	30	-	-	-	-	-	2	-	-	-	-	-	32	-
CHN-Colleges or Schools in China	Other	CHN-COS	25	-	-	-	-	-	1	-	-	-	-	-	26	-
Turkish Anti Doping Commission	NADO	TADC	10	-	-	-	-	-	-	-	-	-	-	-	10	-
Cameroon Anti-Doping Organisation	NADO	OCALUDS	3	-	-	-	-	-	-	-	-	-	-	-	3	-
German National Anti-Doping Agency	NADO	NADA	2	-	-	-	-	-	1	-	-	-	-	-	3	-
China Anti-Doping Agency	NADO	CHINADA	-	-	-	3	-	-	-	-	-	-	-	-	3	-
Africa Zone I RADO	RADO	AFR-RADO-I	2	-	-	-	-	-	-	-	-	-	-	-	2	-
French Anti-Doping Agency	NADO	AFLD-NADO	-	-	-	1	-	-	-	-	-	-	-	-	1	-
European Athletics Association	Other	EA	1	-	-	-	-	-	-	-	-	-	-	-	1	-
			199	0	2	35	0	0	8	0	0	0	0	0	242	
University Bandy			Urine						Blood						Total	%
Testing Authority (TA)	TA Category	ADAMS Code	IC Samples	ATF	AAF	OOC Samples	ATF	AAF	IC Samples	ATF	AAF	OOC Samples	ATF	AAF	AAAF	AAAF
International University Sport Federation	Other-CS	FISU	12	-	-	1	-	-	1	-	-	-	-	-	14	-
			12	0	0	1	0	0	1	0	0	0	0	0	14	
University Basketball			Urine						Blood						Total	%
Testing Authority (TA)	TA Category	ADAMS Code	IC Samples	ATF	AAF	OOC Samples	ATF	AAF	IC Samples	ATF	AAF	OOC Samples	ATF	AAF	AAAF	AAAF
Canadian Centre for Ethics in Sport	NADO	CCES	24	-	-	-	-	-	-	-	-	-	-	-	24	-
CHN-Federation of University Sports of China	Other	CHN-FUS	-	-	-	24	1	-	-	-	-	-	-	-	24	-
International University Sport Federation	Other-CS	FISU	8	-	-	-	-	-	-	-	-	-	-	-	8	-
			32	0	0	24	1	0	0	0	0	0	0	0	56	
University Biathlon			Urine						Blood						Total	%
Testing Authority (TA)	TA Category	ADAMS Code	IC Samples	ATF	AAF	OOC Samples	ATF	AAF	IC Samples	ATF	AAF	OOC Samples	ATF	AAF	AAAF	AAAF
International University Sport Federation	Other-CS	FISU	30	-	-	3	-	-	1	-	-	1	-	-	35	-
			30	0	0	3	0	0	1	0	0	1	0	0	35	
University Boxing			Urine						Blood						Total	%
Testing Authority (TA)	TA Category	ADAMS Code	IC Samples	ATF	AAF	OOC Samples	ATF	AAF	IC Samples	ATF	AAF	OOC Samples	ATF	AAF	AAAF	AAAF
Monaco Anti-Doping Committee	NADO	CMA Monaco	1	-	-	-	-	-	-	-	-	-	-	-	1	-
			1	0	0	0	0	0	0	0	0	0	0	0	1	
University Canoe/Kayak			Urine						Blood						Total	%
Testing Authority (TA)	TA Category	ADAMS Code	IC Samples	ATF	AAF	OOC Samples	ATF	AAF	IC Samples	ATF	AAF	OOC Samples	ATF	AAF	AAAF	AAAF
French Anti-Doping Agency	NADO	AFLD-NADO	-	-	-	2	-	-	-	-	-	1	-	-	3	-
			-	-	-	2	-	-	-	-	-	1	-	-	3	

2019 Anti-Doping Testing Figures
Samples Analyzed and Reported by Accredited Laboratories in ADAMS

Table 184: Other Sports - Code Signatories - University Sports (continued)

			Urine						Blood							
Testing Authority (TA)	TA Category	ADAMS Code	IC			OOC			IC			OOC			Total Samples	% AAF
			Samples	ATF	AAF	Samples	ATF	AAF	Samples	ATF	AAF	Samples	ATF	AAF		
University Curling																
CHN-Federation of University Sports of China	Other	CHN-FUS	-	-	-	10	1	-	-	-	-	-	-	-	10	-
International University Sport Federation	Other-CS	FISU	4	-	-	-	-	-	-	-	-	-	-	-	4	-
			4	0	0	10	1	0	0	0	0	0	0	0	14	
University Cycling																
Turkish Anti Doping Commission	NADO	TADC	4	-	-	-	-	-	-	-	-	-	-	-	4	-
Vietnam Anti-Doping & Sports Medicine Agency	NADO	VADA	-	-	-	2	-	-	-	-	-	-	-	-	2	-
			4	0	0	2	0	0	0	0	0	0	0	0	6	
University Fencing																
International University Sport Federation	Other-CS	FISU	25	-	-	-	-	-	-	-	-	-	-	-	25	-
CHN-Federation of University Sports of China	Other	CHN-FUS	-	-	-	19	-	-	-	-	-	-	-	-	19	-
			25	0	0	19	0	0	0	0	0	0	0	0	44	
University Field Hockey																
Canadian Centre for Ethics in Sport	NADO	CCES	2	-	-	-	-	-	-	-	-	-	-	-	2	-
			2	0	0	0	0	0	0	0	0	0	0	0	2	
University Football																
CHN-Federation of University Sports of China	Other	CHN-FUS	-	-	-	24	-	-	-	-	-	-	-	-	24	-
Canadian Centre for Ethics in Sport	NADO	CCES	18	-	-	2	-	-	-	-	-	-	-	-	20	-
International University Sport Federation	Other-CS	FISU	16	-	-	-	-	-	-	-	-	-	-	-	16	-
CHN-Colleges or Schools in China	Other	CHN-COS	2	-	-	-	-	-	-	-	-	-	-	-	2	-
			36	0	0	26	0	0	0	0	0	0	0	0	62	
University Gymnastics																
International University Sport Federation	Other-CS	FISU	47	-	-	-	-	-	3	-	-	-	-	-	50	-
National Anti-doping Center of Ukraine	NADO	NADC Ukraine	-	-	-	1	-	-	-	-	-	-	-	-	1	-
Mexican National Anti-Doping Committee	NADO	MEX-NADO	1	-	-	-	-	-	-	-	-	-	-	-	1	-
			48	0	0	1	0	0	3	0	0	0	0	0	52	
University Ice Hockey																
Canadian Centre for Ethics in Sport	NADO	CCES	42	-	2	6	-	-	-	-	-	-	-	-	48	4%
International University Sport Federation	Other-CS	FISU	19	-	-	4	-	-	1	-	-	1	-	-	25	-
CHN-Federation of University Sports of China	Other	CHN-FUS	-	-	-	23	-	2	-	-	-	-	-	-	23	9%
Anti-Doping Norway	NADO	ADNO	4	-	-	-	-	-	-	-	-	-	-	-	4	-
French Anti-Doping Agency	NADO	AFLD-NADO	2	-	-	-	-	-	-	-	-	-	-	-	2	-
			67	0	2	33	0	2	1	0	0	1	0	0	102	
University Judo																
International University Sport Federation	Other-CS	FISU	33	-	-	-	-	-	1	-	-	-	-	-	34	-
Cameroon Anti-Doping Organisation	NADO	OCALUDS	3	-	-	-	-	-	-	-	-	-	-	-	3	-
			36	0	0	0	0	0	1	0	0	0	0	0	37	
University Orienteering																
International University Sport Federation	Other-CS	FISU	16	-	-	1	-	-	-	-	-	1	-	-	18	-
			16	0	0	1	0	0	0	0	0	1	0	0	18	
University Roller Sports																
Costa Rica NADO	NADO	CRC-NADO	-	-	-	1	-	-	-	-	-	-	-	-	1	-
			0	0	0	1	0	0	0	0	0	0	0	0	1	
University Rowing																
Hungarian Anti-Doping Agency	NADO	HUNADO	2	-	-	-	-	-	-	-	-	-	-	-	2	-
			2	0	0	0	0	0	0	0	0	0	0	0	2	

2019 Anti-Doping Testing Figures
Samples Analyzed and Reported by Accredited Laboratories in ADAMS

Table 184: Other Sports - Code Signatories - University Sports (continued)

			Urine						Blood							
Testing Authority (TA)	TA Category	ADAMS Code	IC			OOC			IC			OOC			Total Samples	% AAF
			Samples	ATF	AAF	Samples	ATF	AAF	Samples	ATF	AAF	Samples	ATF	AAF		
Canadian Centre for Ethics in Sport	NADO	CCES	18	-	-	-	-	-	-	-	-	-	-	-	18	-
International University Sport Federation	Other-CS	FISU	10	-	-	-	-	-	-	-	-	-	-	-	10	-
			28	0	0	0	0	0	0	0	0	0	0	28		

			Urine						Blood							
Testing Authority (TA)	TA Category	ADAMS Code	IC			OOC			IC			OOC			Total Samples	% AAF
			Samples	ATF	AAF	Samples	ATF	AAF	Samples	ATF	AAF	Samples	ATF	AAF		
CHN-Federation of University Sports of China	Other	CHN-FUS	-	-	-	5	-	-	-	-	-	-	-	-	5	-
International University Sport Federation	Other-CS	FISU	2	-	-	-	-	-	-	-	-	-	-	-	2	-
			2	0	0	5	0	0	0	0	0	0	0	7		

			Urine						Blood							
Testing Authority (TA)	TA Category	ADAMS Code	IC			OOC			IC			OOC			Total Samples	% AAF
			Samples	ATF	AAF	Samples	ATF	AAF	Samples	ATF	AAF	Samples	ATF	AAF		
International University Sport Federation	Other-CS	FISU	28	-	-	-	-	-	-	-	-	-	-	-	28	-
CHN-Federation of University Sports of China	Other	CHN-FUS	-	-	-	11	-	-	-	-	-	-	-	-	11	-
			28	0	0	11	0	0	0	0	0	0	0	39		

			Urine						Blood							
Testing Authority (TA)	TA Category	ADAMS Code	IC			OOC			IC			OOC			Total Samples	% AAF
			Samples	ATF	AAF	Samples	ATF	AAF	Samples	ATF	AAF	Samples	ATF	AAF		
International University Sport Federation	Other-CS	FISU	30	-	1	6	-	-	2	-	-	2	-	-	40	3%
CHN-Federation of University Sports of China	Other	CHN-FUS	-	-	-	15	-	-	-	-	-	8	-	-	23	-
			30	0	1	21	0	0	2	0	0	10	0	0	63	

			Urine						Blood							
Testing Authority (TA)	TA Category	ADAMS Code	IC			OOC			IC			OOC			Total Samples	% AAF
			Samples	ATF	AAF	Samples	ATF	AAF	Samples	ATF	AAF	Samples	ATF	AAF		
International University Sport Federation	Other-CS	FISU	100	-	-	12	-	-	2	-	-	5	-	-	119	-
CHN-Federation of University Sports of China	Other	CHN-FUS	-	-	-	37	-	-	-	-	-	2	-	-	39	-
			100	0	0	49	0	0	2	0	0	7	0	0	158	

			Urine						Blood							
Testing Authority (TA)	TA Category	ADAMS Code	IC			OOC			IC			OOC			Total Samples	% AAF
			Samples	ATF	AAF	Samples	ATF	AAF	Samples	ATF	AAF	Samples	ATF	AAF		
International University Sport Federation	Other-CS	FISU	14	-	-	-	-	-	-	-	-	-	-	-	14	-
CHN-Federation of University Sports of China	Other	CHN-FUS	-	-	-	8	-	-	-	-	-	-	-	-	8	-
			14	0	0	8	0	0	0	0	0	0	0	22		

			Urine						Blood							
Testing Authority (TA)	TA Category	ADAMS Code	IC			OOC			IC			OOC			Total Samples	% AAF
			Samples	ATF	AAF	Samples	ATF	AAF	Samples	ATF	AAF	Samples	ATF	AAF		
International University Sport Federation	Other-CS	FISU	42	-	-	-	-	-	-	-	-	-	-	-	42	-
CHN-Federation of University Sports of China	Other	CHN-FUS	-	-	-	17	-	-	-	-	-	-	-	-	17	-
			42	0	0	17	0	0	0	0	0	0	0	59		

			Urine						Blood							
Testing Authority (TA)	TA Category	ADAMS Code	IC			OOC			IC			OOC			Total Samples	% AAF
			Samples	ATF	AAF	Samples	ATF	AAF	Samples	ATF	AAF	Samples	ATF	AAF		
International University Sport Federation	Other-CS	FISU	12	-	-	-	-	-	1	-	-	-	-	-	13	-
CHN-Federation of University Sports of China	Other	CHN-FUS	-	-	-	4	-	-	-	-	-	-	-	-	4	-
			12	0	0	4	0	0	1	0	0	0	0	17		

			Urine						Blood							
Testing Authority (TA)	TA Category	ADAMS Code	IC			OOC			IC			OOC			Total Samples	% AAF
			Samples	ATF	AAF	Samples	ATF	AAF	Samples	ATF	AAF	Samples	ATF	AAF		
Spain National Anti-Doping Agency	NADO	ESP-NADO	-	-	-	1	-	-	-	-	-	-	-	-	1	-
			0	0	0	1	0	0	0	0	0	0	0	0	1	

			Urine						Blood							
Testing Authority (TA)	TA Category	ADAMS Code	IC			OOC			IC			OOC			Total Samples	% AAF
			Samples	ATF	AAF	Samples	ATF	AAF	Samples	ATF	AAF	Samples	ATF	AAF		
CHN-Federation of University Sports of China	Other	CHN-FUS	-	-	-	24	-	-	-	-	-	-	-	-	24	-
Canadian Centre for Ethics in Sport	NADO	CCES	4	-	-	-	-	-	-	-	-	-	-	-	4	-
International University Sport Federation	Other-CS	FISU	2	-	-	-	-	-	-	-	-	-	-	-	2	-
			6	0	0	24	0	0	0	0	0	0	0	30		

			Urine						Blood							
Testing Authority (TA)	TA Category	ADAMS Code	IC			OOC			IC			OOC			Total Samples	% AAF
			Samples	ATF	AAF	Samples	ATF	AAF	Samples	ATF	AAF	Samples	ATF	AAF		
Canadian Centre for Ethics in Sport	NADO	CCES	30	-	3	2	-	-	-	-	-	-	-	-	32	9%
			30	0	3	2	0	0	0	0	0	0	0	0	32	



2019 Anti-Doping Testing Figures

Athlete Biological Passport (ABP) - Blood Analysis

Table of Contents

Total Samples Analyzed

Table 1	: Total ABP Samples Analyzed per Year
Table 2	: Total ABP Samples Analyzed per Laboratory
Table 3	: Total ABP Samples Analyzed in ASOIF Sports
Table 4	: Total ABP Samples Analyzed in AIOWF Sports
Table 5	: Total ABP Samples Analyzed in ARISF Sports
Table 6	: Total ABP Samples Analyzed in AIMS Sports
Table 7	: Total ABP Samples Analyzed in IPC Sports
Table 8	: Total ABP Samples Analyzed in Sports for Athletes with an Impairment
Table 9	: Total Samples Analyzed in Other Sports - Code Signatories
Table 10	: Total Samples Analyzed in Other Sports
Table 11	: Total ABP Samples by Testing Authority
Table 12	: Total ABP Samples by Testing Authority Category

Sports Governed by ASOIF IFs

Table 13	: 2019 ABP Testing Figures - ASOIF Sport - Aquatics
Table 14	: 2019 ABP Testing Figures - ASOIF Sport - Archery
Table 15	: 2019 ABP Testing Figures - ASOIF Sport - Athletics
Table 16	: 2019 ABP Testing Figures - ASOIF Sport - Badminton
Table 17	: 2019 ABP Testing Figures - ASOIF Sport - Basketball
Table 18	: 2019 ABP Testing Figures - ASOIF Sport - Boxing
Table 19	: 2019 ABP Testing Figures - ASOIF Sport - Canoe / Kayak
Table 20	: 2019 ABP Testing Figures - ASOIF Sport - Cycling
Table 21	: 2019 ABP Testing Figures - ASOIF Sport - Equestrian
Table 22	: 2019 ABP Testing Figures - ASOIF Sport - Fencing
Table 23	: 2019 ABP Testing Figures - ASOIF Sport - Field Hockey
Table 24	: 2019 ABP Testing Figures - ASOIF Sport - Football
Table 25	: 2019 ABP Testing Figures - ASOIF Sport - Golf
Table 26	: 2019 ABP Testing Figures - ASOIF Sport - Gymnastics
Table 27	: 2019 ABP Testing Figures - ASOIF Sport - Handball
Table 28	: 2019 ABP Testing Figures - ASOIF Sport - Judo
Table 29	: 2019 ABP Testing Figures - ASOIF Sport - Modern Pentathlon
Table 30	: 2019 ABP Testing Figures - ASOIF Sport - Rowing
Table 31	: 2019 ABP Testing Figures - ASOIF Sport - Rugby Union
Table 32	: 2019 ABP Testing Figures - ASOIF Sport - Sailing
Table 33	: 2019 ABP Testing Figures - ASOIF Sport - Shooting
Table 34	: 2019 ABP Testing Figures - ASOIF Sport - Table Tennis
Table 35	: 2019 ABP Testing Figures - ASOIF Sport - Taekwondo
Table 36	: 2019 ABP Testing Figures - ASOIF Sport - Tennis
Table 37	: 2019 ABP Testing Figures - ASOIF Sport - Triathlon
Table 38	: 2019 ABP Testing Figures - ASOIF Sport - Volleyball
Table 39	: 2019 ABP Testing Figures - ASOIF Sport - Weightlifting
Table 40	: 2019 ABP Testing Figures - ASOIF Sport - Wrestling

Table of Contents

Sports Governed by AIOWF IFs

- Table 41 : 2019 ABP Testing Figures - AIOWF Sport - Biathlon
- Table 42 : 2019 ABP Testing Figures - AIOWF Sport - Bobsleigh
- Table 43 : 2019 ABP Testing Figures - AIOWF Sport - Curling
- Table 44 : 2019 ABP Testing Figures - AIOWF Sport - Ice Hockey
- Table 45 : 2019 ABP Testing Figures - AIOWF Sport - Luge
- Table 46 : 2019 ABP Testing Figures - AIOWF Sport - Skating
- Table 47 : 2019 ABP Testing Figures - AIOWF Sport - Skiing

ARISF, AIMS, IPC, Athletes with an Impairment Sports, Other Sport - Code Signatories and Other Sports

- Table 48 : Total 2019 ABP Testing Figures - ARISF Sports
- Table 49 : Total 2019 ABP Testing Figures - AIMS Sports
- Table 50 : Total 2019 ABP Testing Figures - IPC Sports/Disciplines
- Table 51 : Total 2019 ABP Testing Figures - Sports for Athletes with an Impairment
- Table 52 : Total 2019 ABP Testing Figures - Other Sports - Code Signatories
- Table 53 : Total 2019 ABP Testing Figures - Other Sports - non-Code Signatories

Terms and Abbreviations

IC	In-Competition
OOO	Out-of-Competition
Sample	Any biological material collected for the purposes of Doping Control*
AAF	Adverse Analytical Finding
ATF	Atypical Finding
GC/C/IRMS	Gas Chromatograph/Carbon/Isotope Ratio Mass Spectrometry (e.g."IRMS")
ESA	Erythropoiesis Stimulating Agent**
hGH Isoforms	Human Growth Hormone Isoform Differential Immunoassay
hGH Biomarkers	Human Growth Hormone Biomarkers
GHRF (GHS/GHRP)	Growth Hormone Releasing Factors (Growth Hormone Secretagogues/GH-Releasing Peptides)
GHRF (GHRH)	Growth Hormone Releasing Factors (Growth Hormone Releasing Hormone)
GnRH	Gonadotrophin Releasing Hormones
HBT	Homologous Blood Transfusion
HBOC	Haemoglobin Based Oxygen Carrier
IGF-I	Insulin-like Growth Factor-1 (and its analogues)
ABP	Athlete Biological Passport
IOC	International Olympic Committee
ASOIF	Association of Summer Olympic International Federations
AIOWF	Association of International Olympic Winter Sports Federations
ARISF	Association of IOC Recognized International Sports Federations
AIMS	Alliance of Independent Recognized Members of Sport
NADO	National Anti-Doping Organization
RADO	Regional Anti-Doping Organization
NOC	National Olympic Committee
MEO	Major Event Organization
IF	International Federation
NF	National Federation
IPC	International Paralympic Committee***
Other Sports	Sports/disciplines connected with organizations which are outside of the categories in Tables 3-9.
Code Signatories	Sports/disciplines connected with organizations which are outside of the categories in Tables 3-8 but are signatories to the Code.
Sports for Athletes with an Impairment	Sports and disciplines under the governance of the respective Olympic IFs or independent IFs which govern sports for athletes with an impairment
ADAMS	Anti-Doping Administration and Management System
TA	Testing Authority
SCA	Sample Collection Authority
IBSA	International Blind Sports Federation
CISS	International Committee of Sports for the Deaf
INAS	International Sports Federation for Persons with Intellectual Disability
CPISRA	Cerebral Palsy International Sports and Recreation Association
-	a "dash" represents "0" in tables compiling the number of Samples, ATFs or AAFs
(R)	"R" represents a sport or discipline which is discontinued in ADAMS based on request of the governing IF, being an event under an existing discipline or no longer necessary for administrative purposes.

* Biological material limited to urine and blood in this report

** Including recombinant erythropoietins (i.e. epoetins) and their analogues (e.g. darbepoetin, pegserpoetin, peginesatide, CERA, EPO-Fc)

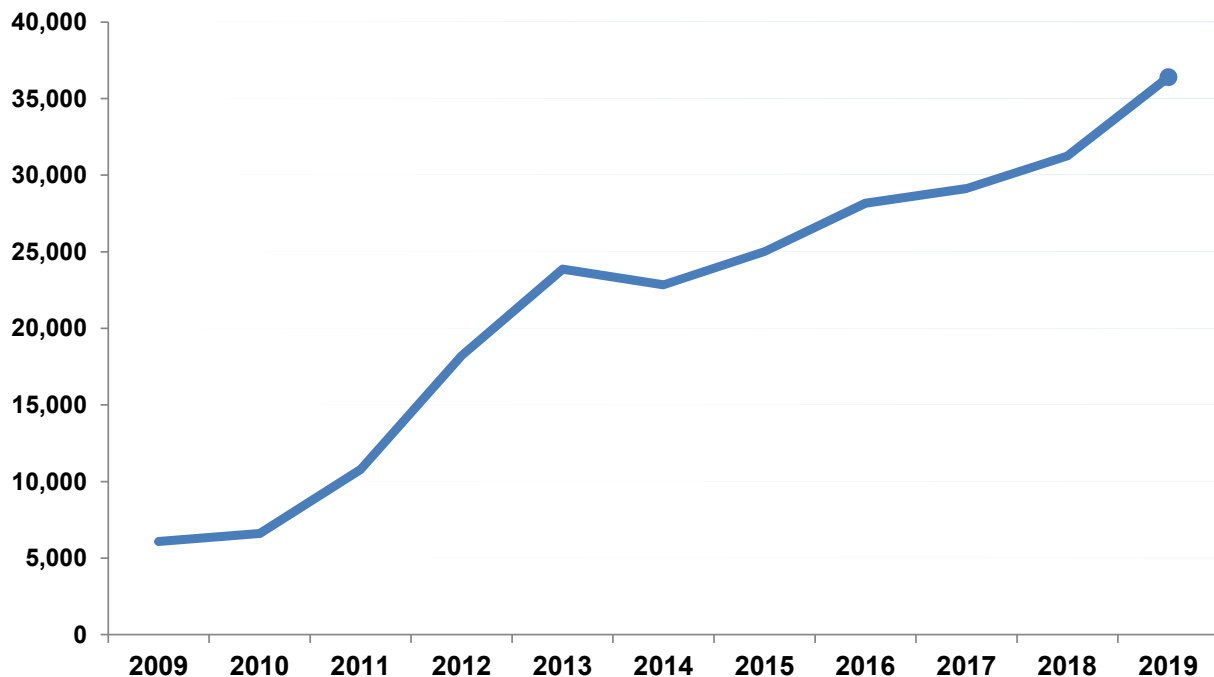
*** Limited to sport/disciplines under the governance of the IPC (others are compiled under the category "Sports for Athletes with an Impairment").

This report compiles data as recorded in ADAMS on 21 April 2020 (plus supplemental data compiled after Stakeholder consultation)

Table 1: Total ABP Samples Analyzed per Year

Year	ABP Samples* Analyzed	% Change Year to Year
2009	6,082	-
2010	6,610	+9%
2011	10,795	+63%
2012	18,223	+69%
2013	23,877	+31%
2014	22,849	-4%
2015	25,012	+9%
2016	28,173	+13%
2017	29,130	+3%
2018	31,265	+11%
2019	36,401	+16%

Total ABP Samples* Analyzed per Year



* Represents individual blood samples collected in support of the Athlete Biological Passport (ABP) and does not necessarily reflect the number of individual *Athletes* tested

Table 2: Total ABP Samples Analyzed per Laboratory

	Laboratory	IC	OOC	Total
1	Ankara, Turkey	90	258	348
2	Auckland, New Zealand ²	1	78	79
3	Athens, Greece ¹	-	-	-
4	Bangkok, Thailand ¹	-	-	-
5	Barcelona, Spain	60	766	826
6	Beijing, China	36	1414	1450
7	Bloemfontein, South Africa	8	297	305
8	Bucharest, Romania	54	64	118
9	Cairo, Egypt ²		13	13
10	Cologne, Germany	480	5432	5912
11	New Delhi, India	26	51	77
12	Doha, Qatar	86	828	914
13	Dresden, Germany	163	1180	1343
14	Ghent, Belgium	291	867	1158
15	Havana, Cuba ¹	-	-	-
16	Helsinki, Finland	-	63	63
17	Lausanne, Switzerland	854	2615	3469
18	London, UK	37	1173	1210
19	Los Angeles, USA ¹	-	-	-
20	Madrid, Spain	424	1088	1512
21	Montreal, Canada	224	844	1068
22	Moscow, Russia ²	549	1957	2506
23	Nairobi, Kenya ²	36	1271	1307
24	Oslo, Norway	57	990	1047
25	Paris, France	495	1080	1575
26	Rio de Janeiro, Brazil	38	319	357
27	Rome, Italy	58	661	719
28	Seibersdorf, Austria	317	1368	1685
29	Seoul, Korea	4	217	221
30	Stockholm, Sweden	73	1209	1282
31	Sydney, Australia	3	1035	1038
32	Mexico City, Mexico	-	21	21
33	Tokyo, Japan	11	534	545
34	Salt Lake City, USA	209	3540	3749
35	Warsaw, Poland	125	359	484
	Totals	4,809	31,592	36,401

¹ Not accredited to conduct blood analyses in support of the haematological module of the Athlete Biological Passport (ABP) in 2019.

² Approved by WADA exclusively to conduct blood analyses in support of the haematological module of the Athlete Biological Passport (ABP) in 2019.

Table 3: Total ABP Samples Analyzed in ASOIF Sports*

Sports	Disciplines	IC	OOC	Subtotal	Total	%
Aquatics	Swimming Middle Distance 200-400m	32	959	991	2915	10%
	Swimming Sprint 100m or less	25	938	963		
	Swimming Long Distance 800m or greater	30	354	384		
	Open Water	23	269	292		
	Artistic Swimming	3	127	130		
	Water Polo	1	127	128		
	Diving	-	26	26		
	Aquatics	-	1	1		
Athletics	Long Distance 3000m or greater	441	4585	5026	8559	30%
	Middle Distance 800-1500m	149	1235	1384		
	Sprint 400m or less	51	922	973		
	Throws	32	412	444		
	Jumps	18	416	434		
	Combined Events	6	275	281		
	Athletics	2	5	7		
	Discus Throwing (R)	1	3	4		
	High Jump (R)		3	3		
	Half Marathon		2	2		
Race Walk		1	1			
Badminton	-	6	104	-	110	0.4%
Basketball	-	-	9	-	9	0.03%
Boxing	Boxing	17	108	-	125	0.44%
Canoe Kayak	Middle Distance 500m	19	322	341	884	3%
	Long Distance 1000m	52	223	275		
	Sprint 200m	6	120	126		
	Canoe Slalom	2	107	109		
	Marathon	14	11	25		
	Freestyle	5	2	7		
	Canoe Kayak	1	-	1		
Cycling	Road	1756	5338	7094	9019	32%
	Track Endurance	81	546	627		
	Mountain Bike	149	464	613		
	Track Sprint	58	280	338		
	Cyclo-Cross	90	169	259		
	BMX	-	73	73		
	Mountain Bike - Cross Country	-	6	6		
	Track	-	5	5		
	Trials	4	-	4		
Equestrian	Eventing	-	2	-	2	0.01%
Fencing	Epee	-	6	6	9	0.03%
	Sabre	-	3	3		

Table 3: Total ABP Samples Analyzed in ASOIF Sports* - continued

Sports	Disciplines	IC	OOB	Subtotal	Total	%
Field Hockey	-	-	3	-	3	0.0%
Football	Football	371	1089	1460	1465	5.19%
	Futsal	5	-	5		
Golf	-	-	3	-	3	0.01%
Gymnastics	Artistic	-	48	48	83	0.29%
	Trampoline	-	18	18		
	Acrobatic	-	11	11		
	Aerobic	-	6	6		
Handball	Indoor	-	26	-	26	0.09%
Judo	-	-	41	-	41	0.15%
Modern Pentathlon	-	3	61	-	64	0.23%
Rowing	-	50	1749	-	1799	6.37%
Rugby Union	Fifteens	-	230	230	364	1%
	Sevens	8	126	134		
Sailing	-	-	2	-	2	0.01%
Shooting	-	-	1	-	1	0.00%
Table Tennis	-	-	2	-	2	0.01%
Taekwondo	Sparring	2	6	-	8	0.03%
Tennis	-	180	1412	-	1592	5.64%
Triathlon	Triathlon	30	784	814	894	3.2%
	Duathlon	-	41	41		
	Long Distance	-	33	33		
	Cross Triathlon	-	3	3		
	Aquathlon	-	3	3		
Volleyball	-	-	8	-	8	0%
Weightlifting	-	-	88	-	88	0%
Wrestling	Wrestling	3	105	108	156	0.6%
	Freestyle	3	18	21		
	Greco-Roman	4	17	21		
	Women's Freestyle	-	5	5		
	Traditional Wrestling	-	1	1		
Totals		3,733	24,498		28,231	

* No samples in the ASOIF Sport of Archery were recorded in ADAMS in 2019 for the ABP.

Table 4: Total ABP Samples Analyzed in AIOWF Sports*

Sports	Disciplines	IC	OOC	Subtotal	Total	%
Biathlon	-	108	1342	-	1450	27%
Bobsleigh	Bobsleigh	-	26	26	31	1%
	Skeleton	-	5	5		
Ice Hockey	-	14	116	-	130	2%
Luge	-	-	4	-	4	0.1%
Skating	Speed Skating greater than 1500m	278	361	639	1650	30%
	Short Track	336	210	546		
	Speed Skating 1500m or less	193	225	418		
	Figure Skating	2	45	47		
Skiing	Cross-Country	103	1461	1563	2150	40%
	Nordic Combined	4	304	308		
	Alpine	-	268	268		
	Ski Jumping	-	6	6		
	Snowboard	-	3	3		
	Freestyle	-	1	1		
Totals		1,038	4,377		5,415	

* No samples in the AIOWF Sport of Curling were recorded in ADAMS in 2019 for the ABP.

Table 5: Total ABP Samples Analyzed in ARISF Sports

Sports	Disciplines	IC	OOC	SubTotal	Total	%
American Football	American Football	-	19	-	19	6%
Cricket	Cricket	-	30	30	32	9%
	Twenty20	-	2	2		
Karate	-	-	9	-	9	3%
Lifesaving	Lifesaving	2	6	-	8	2%
	Skyrunning	-	6	6		
Mountaineering and Climbing	Mountaineering and Climbing	-	5	5	13	4%
	Ski Mountaineering	-	2	2		
Muaythai	-	-	5	-	5	1%
Netball	-	-	5	-	5	1%
Orienteering	Orienteering	6	44	50	89	26%
	Foot Orienteering	-	38	38		
	Ski Orienteering	-	1	1		
Powerboating	Aquabike	-	2	-	2	1%
Roller Sports	Inline Speed Skating Distance greater than 1000m	-	25	25	45	13%
	Inline Speed Skating Sprint 1000m or less	-	18	18		
	Skateboarding	-	2	2		
Ski Mountaineering	-	-	61	-	61	18%
Sport Climbing	Boulder	-	14	14	15	4%
	Sport Climbing	-	1	1		
Squash	-	-	5	-	5	1%
Underwater Sports	Finswimming Pool	-	28	28	32	9%
	Finswimming Open Water	-	4	4		
Totals		8	332		340	

Table 6: Total ABP Samples Analyzed in AIMS Sports*

Sports	Disciplines	IC	OOB	SubTotal	Total	%
Bodybuilding	-	-	1	-	1	3%
Fistball	-	-	1	-	1	3%
Ju-Jitsu	-	-	7	-	7	21%
Kickboxing	Kickboxing	-	9	10	12	36%
	Full Contact	-	3	2		
Powerlifting	Powerlifting	5	7	12	12	36%
Totals		5	28		33	

Table 7: Total ABP Samples Analyzed in IPC Sports

Sports	Disciplines	IC	OOB	SubTotal	Total	%
Athletics	IPC Middle Distance 800-1500m (R)	-	2	-	2	0%
Para-Alpine Skiing	-	-	3	-	3	1%
Para-Athletics	Running Middle Distance 800m - 1500m All Classes	2	113	115	272	48%
	Long Distance 3000m and greater	-	91	91		
	Running Sprints 400m or less All Classes	1	53	54		
	Running Endurance - greater than 1500m All Classes	-	5	5		
	Jumping - All Classes	-	3	3		
	Throws (R)	-	2	2		
	Combined Events (R)	-	2	2		
Para-Biathlon	Para-Biathlon	2	66	-	68	12%
Para-Cross Country Skiing	Middle/Long Distance (R)	-	151	151	154	27%
	Sprint/Short Distance (R)	-	3	3		
Para-Nordic Skiing	Para-Nordic Skiing	-	13	13	15	45%
	Para-Cross Country Skiing Middle/Long Distance	-	1	1		
	Para-Cross Country Skiing Sprint/Short Distance	-	1	1		
Para-Powerlifting	Para-Powerlifting	-	7	-	7	1%
Para-Swimming	Sprint 100m or less (R)	-	28	28	50	9%
	Middle Distance 200-400m (R)	-	17	17		
	Long Distance 800m and greater (R)	-	5	5		
Totals		5	566		571	

Table 8: Total ABP Samples Analyzed in Sports for Athletes with an Impairment*

Sports	Disciplines	IC	OOB	SubTotal	Total	%
Aquatics	CISS Swimming Long Distance 800m and greater	-	2	2	4	1%
	INAS Swimming Sprint 100m or less	-	1	1		
	CISS Swimming Sprint 100m or less	-	1	1		
Athletics	CISS Middle Distance 800-1500m	-	7	7	23	4%
	CISS Long Distance 3000m and greater	-	5	5		
	CISS Sprint 400m or less	-	4	4		
	CISS Jumps	1	2	3		
	CISS Throws	-	2	2		
	INAS Middle Distance 800-1500m	-	1	1		
	INAS Long Distance 3000m and greater	1	-	1		
Canoe/Kayak	Para-Canoe Sprint	5	1	-	6	1%
Cycling	Para-Cycling Road*	2	263	265	319	49%
	Para-Cycling Track Endurance*	-	44	44		
	Para-Cycling Track Sprint*	-	7	7		
	INAS Cycling Road	-	1	1		
	CISS Cycling Road	-	1	1		
	Para-Cycling*	-	1	1		
Ice Hockey	CISS Ice Hockey	-	1	-	1	0%
Para-Rowing	Para-Rowing*	2	86	88	89	14%
	INAS Rowing	-	1	1		
Skiing	CISS Cross Country Skiing	-	1	-	1	0%
Tennis	Wheelchair Tennis*	-	129	-	129	20%
Triathlon	Para-Triathlon*	7	78	-	85	13%
Totals		18	639		657	

* Sports and disciplines under the governance of the respective ASOIF and AIOWF International Federations.

Table 9: Total Samples Analyzed in Other Sports - Code Signatories

Sports	Disciplines	IC	OOB	SubTotal	Total	%
Triathlon	Ironman	-	501	-	501	73%
Australian Rules Football	-	-	184	-	184	27%
Totals		0	685		685	

Military Sports	Disciplines	IC	OOB	SubTotal	Total	%
Athletics	Military Middle Distance 800-1500m	-	3	-	3	50%
Skating	Military Speed Skating 1500m or less	-	3	-	3	50%
Totals		0	6		6	

University Sports	Disciplines	IC	OOB	SubTotal	Total	%
Aquatics	University Swimming Long Distance 800m or greater	1	-	1	1	20%
Athletics	University Long Distance 3000m or greater	-	2	-	3	60%
	University Middle Distance 800-1500m	-	1	-		
Canoe/Kayak	University Long Distance 1000m	-	1	-	1	20%
Totals		1	4		5	

Table 10: Total Samples Analyzed in Other Sports

Sports	Disciplines	IC	OOB	SubTotal	Total	%
Boxing	BBBOC professional boxing	1	39	40	41	6%
	Professional Boxing	-	1	1		
Budo	-	-	4	-	4	1%
Ice Hockey	Icehockey League	-	1	-	1	0%
Jiu-Jitsu	-	-	1	-	1	0%
Mixed Martial Arts	-	-	411	-	411	90%
Totals		1	457		458	

Table 11: Total ABP Samples by Testing Authority*

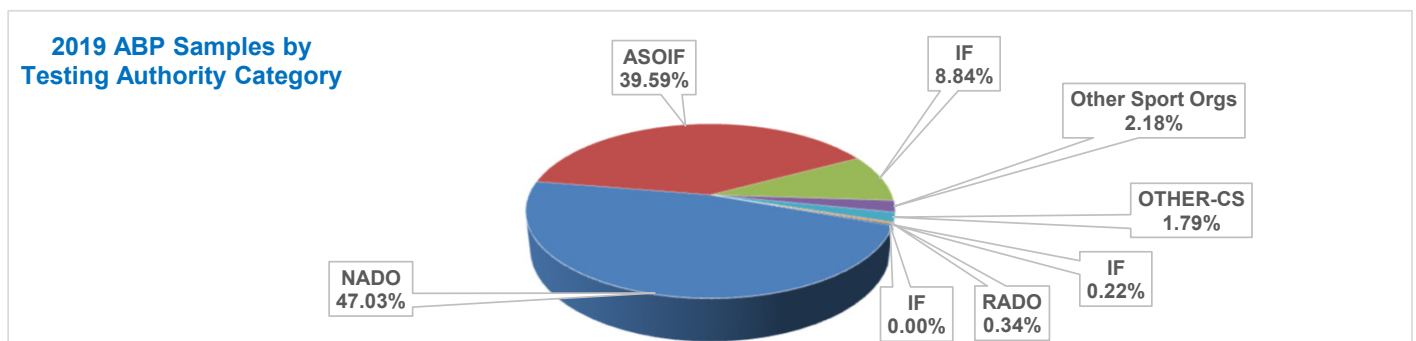
ADAMS Code	Testing Authority (TA)	IC	OOB	Total	%
UCI	International Cycling Union	1782	3642	5424	15%
World Athletics - AIU	World Athletics - Athletics Integrity Unit	122	3820	3942	11%
FINA	International Swimming Federation	12	1805	1817	5%
NADA	German National Anti-Doping Agency	92	1656	1748	5%
RUSADA	Russian National Anti-Doping Organization	499	1209	1708	5%
USADA	US Anti-Doping Agency	1	1682	1683	5%
ITF	International Tennis Federation	173	1492	1665	5%
ISU	International Skating Union	773	389	1162	3%
CHINADA	China Anti-Doping Agency	15	1121	1136	3%
FIS	International Ski Federation	65	1068	1133	3%
ADCH	Antidoping Switzerland	5	893	898	2%
UKAD	UK Anti-Doping	30	839	869	2%
IBU	International Biathlon Union	72	789	861	2%
ESP-NADO	Spain National Anti-Doping Agency	179	681	860	2%
ASADA	Australian Sports Anti-Doping Authority	5	691	696	2%
ADNO	Anti-Doping Norway	46	507	553	2%
UEFA	Union of European Football Associations	269	256	525	1%
RF	Swedish Sports Confederation	4	510	514	1%
AFLD-NADO	French Anti-Doping Agency	30	455	485	1%
NADO ITALIA	Italian National Anti-Doping Agency	25	457	482	1%
CCES	Canadian Centre for Ethics in Sport	2	464	466	1%
FISA	International Rowing Federation	14	450	464	1%
IRONMAN	World Triathlon Corporation	-	376	376	1%
FINCIS	Finnish Center for Integrity in Sports	19	345	364	1%
FIFA	International Federation of Football Associations	74	268	342	1%
TADC	Turkish Anti Doping Commission	90	243	333	1%
World Rugby	World Rugby	8	310	318	1%
ADD	Anti-Doping Denmark	-	305	305	1%
NADOF	NADO Flanders	1	268	269	1%
DAN	Doping Authority Netherlands	-	260	260	1%
JADA	Japan Anti-Doping Agency	6	253	259	1%
SI	Sport Ireland	-	256	256	1%
IPC	International Paralympic Committee	2	247	249	1%
NADA Austria	National Anti-Doping Agency Austria GmbH	5	239	244	1%
EA	European Athletics Association	23	184	207	1%
POLADA	Polish Anti-Doping Agency	-	206	206	1%
HUNADO	Hungarian Anti-Doping Agency	52	140	192	1%
AMADA	Azerbaijan National Anti-Doping Agency	43	147	190	0.5%
KAZ-NADO	Kazakhstan National Anti-Doping Centre	6	159	165	0.5%
SAIDS	South African Institute for Drug-Free Sport	2	160	162	0.4%
ETH-NADO	Ethiopian Anti doping Organization	25	134	159	0.4%
ITU	International Triathlon Union	19	139	158	0.4%
BEL-CFWB	French Community of Belgium NADO	1	155	156	0.4%
ADAK	Anti-Doping Agency of Kenya	8	146	154	0.4%
DFSNZ	Drug Free Sport New Zealand	1	142	143	0.4%
ADoP	Portugal Anti-Doping Agency	38	101	139	0.4%
NADC Ukraine	National Anti-doping Center of Ukraine	67	68	135	0.4%
AFR-RADO-I	Africa Zone I RADO	-	113	113	0.3%
COL-NADO	Colombian NADO	14	86	100	0.3%
BWF	Badminton World Federation	6	76	82	0.2%
ICF	International Canoe Federation	-	79	79	0.2%
FIG	International Gymnastics Federation	-	77	77	0.2%
ABCD	Brasilian Authority on Anti-Doping Control	21	54	75	0.2%
KADA	Korea Anti-Doping Agency	-	65	65	0.2%
IIHF	International Ice Hockey Federation	-	61	61	0.2%
CADC	Czech Anti-Doping Committee	-	61	61	0.2%
IND-NADO	National Anti Doping Agency -India	10	48	58	0.2%
SADA	Slovak Anti-Doping Agency	-	57	57	0.2%
EADA	Estonian Anti-Doping Agency	-	57	57	0.2%

Table 11: Total ABP Samples by Testing Authority* (continued)

ADAMS Code	Testing Authority (TA)	IC	OOC	Total	%
ANAD-Romania	Romanian National Anti-Doping Agency	-	42	42	0.1%
BNADA	Belarus National Anti-Doping Agency	10	32	42	0.1%
LAT-NADO	Anti-Doping Bureau of Latvia	-	39	39	0.1%
QADC	Qatar Antidoping Commission	-	38	38	0.1%
SLOADO	Slovenian Antidoping Organization	-	36	36	0.1%
CMA Monaco	Monaco Anti-Doping Committee	-	33	33	0.1%
BUL-NADO	Bulgarian Anti-doping Center	-	27	27	0.1%
CMAS	World Underwater Federation	-	27	27	0.1%
JADCO	Jamaica Anti-Doping Commission	-	27	27	0.1%
PASO	Pan American Sports Organization	2	24	26	0.1%
UIPM	International Modern Pentathlon Union	-	25	25	0.1%
CIPH	Croatian Institute of Public Health	-	25	25	0.1%
AFC	Asian Football Confederation	24	-	24	0.1%
EOC	European Olympic Committees	-	23	23	0.1%
WSK	World Skate	-	22	22	0.1%
ADAS	Anti-Doping Agency of Serbia	-	21	21	0.1%
ISMF	International Ski Mountaineering Federation	-	19	19	0.1%
ECU-NADO	Ecuador NADO	-	18	18	0.0%
ANAD	National Anti-Doping Agency of Tunisia	-	16	16	0.04%
COCOM	Common Community Commission (Brussels)	2	12	14	0.04%
LTU-NADO	Lithuanian Anti-Doping Agency	3	10	13	0.04%
CHN-NF	CHN-National Federations in China	-	12	12	0.03%
IWF	International Weightlifting Federation	-	12	12	0.03%
BRN-NADO	Bahrain Anti-Doping Committee	-	11	11	0.03%
BiH-NADO	Agency for Anti-Doping Control of Bosnia and Herzegovina	1	10	11	0.03%
AFR-RADO-V	Africa Zone V RADO	-	11	11	0.03%
IOF	International Orienteering Federation	1	8	9	0.02%
CRC-NADO	Costa Rica NADO	9	-	9	0.02%
BSADA	Bermuda Sport Anti-Doping Authority	-	8	8	0.02%
LOC	Liechtenstein Olympic Committee	-	8	8	0.02%
ALAD	Luxembourg NADO	-	7	7	0.02%
EGY-NADO	Egyptian National Anti-doping Organization	-	5	5	0.01%
BADC	Bahamas Anti-Doping Commission	-	4	4	0.01%
WSF	World Squash Federation	-	4	4	0.01%
NADO Moldova	National Antidoping Agency of the Republic of Moldova	1	3	4	0.01%
ADS	Anti-Doping Singapore	-	3	3	0.01%
ARM-NADO	Armenian National Anti-Doping Organization	-	2	2	0.01%
MKD-NADO	National Anti-Doping Commission of Macedonia	-	2	2	0.01%
AGAD	Andorra National Anti-Doping Commission	-	1	1	0.00%
ERI-NADO	Eritrea NADO	-	1	1	0.00%
ISR-NADO	Israeli NADO	-	1	1	0.00%
UWW	United World Wrestling	-	1	1	0.00%
IFA	International Fistball Association	-	1	1	0.003%

Totals

4,809 31,592 36,401



* Note: Although National Federations (NFs) themselves are not signatories to the World Anti-Doping Code and therefore not entitled to authorize testing independently, the rules of some National Anti-Doping Agencies and International Sport Federations may delegate testing authority to these bodies. Tests attributed to NFs therefore may in some instances be a part of NADO or IF programs.

Table 12: Total ABP Samples by Testing Authority Category

ADAMS Code	International Federations	IC	OOB	Total	%
UCI	International Cycling Union	1782	3642	5424	31%
World Athletics - AIU	World Athletics - Athletics Integrity Unit	122	3820	3942	22%
FINA	International Swimming Federation	12	1805	1817	10%
ITF	International Tennis Federation	173	1492	1665	9%
ISU	International Skating Union	773	389	1162	7%
FIS	International Ski Federation	65	1068	1133	6%
IBU	International Biathlon Union	72	789	861	5%
FISA	International Rowing Federation	14	450	464	3%
FIFA	International Federation of Football Associations	74	268	342	2%
World Rugby	World Rugby	8	310	318	2%
ITU	International Triathlon Union	19	139	158	1%
BWF	Badminton World Federation	6	76	82	0.5%
ICF	International Canoe Federation	-	79	79	0.4%
FIG	International Gymnastics Federation	-	77	77	0.4%
IIHF	International Ice Hockey Federation	-	61	61	0.3%
CMAS	World Underwater Federation	-	27	27	0.2%
UIPM	International Modern Pentathlon Union	-	25	25	0.1%
WSK	World Skate	-	22	22	0.1%
ISMF	International Ski Mountaineering Federation	-	19	19	0.1%
IWF	International Weightlifting Federation	-	12	12	0.1%
IOF	International Orienteering Federation	1	8	9	0.1%
WSF	World Squash Federation	-	4	4	0.02%
UWW	United World Wrestling	-	1	1	0.01%
IFA	International Fistball Association	-	1	1	0.01%
Totals		3,121	14,584	17,705	

Table 12: Total ABP Samples by Testing Authority Category - continued

ADAMS Code	Other Code Signatories	IC	OOB	Total	%
IRONMAN	World Triathlon Corporation	-	376	376	58%
IPC	International Paralympic Committee	2	247	249	38%
PASO	Pan American Sports Organization	2	24	26	4%
Totals		4	647	651	

Table 12: Total ABP Samples by Testing Authority Category - continued

ADAMS Code	Other Sport Organizations*	IC	OOB	Total	%
UEFA	Union of European Football Associations	269	256	525	66%
EA	European Athletics Association	23	184	207	26%
AFC	Asian Football Confederation	24	-	24	3%
EOC	European Olympic Committees	-	23	23	3%
CHN-NF	CHN-National Federations in China	-	12	12	1.5%
Totals		316	475	791	

Table 12: Total ABP Samples by Testing Authority Category - continued

ADAMS Code	National and Regional Anti-Doping Organizations	IC	OOB	Total	%
NADA	German National Anti-Doping Agency	92	1656	1748	10%
RUSADA	Russian National Anti-Doping Organization	499	1209	1708	10%
USADA	US Anti-Doping Agency	1	1682	1683	10%
CHINADA	China Anti-Doping Agency	15	1121	1136	7%
ADCH	Antidoping Switzerland	5	893	898	5%
UKAD	UK Anti-Doping	30	839	869	5%
ESP-NADO	Spain National Anti-Doping Agency	179	681	860	5%
ASADA	Australian Sports Anti-Doping Authority	5	691	696	4%
ADNO	Anti-Doping Norway	46	507	553	3%
RF	Swedish Sports Confederation	4	510	514	3%
AFLD-NADO	French Anti-Doping Agency	30	455	485	3%
NADO ITALIA	Italian National Anti-Doping Agency	25	457	482	3%
CCES	Canadian Centre for Ethics in Sport	2	464	466	3%
FINCIS	Finnish Center for Integrity in Sports	19	345	364	2%
TADC	Turkish Anti Doping Commission	90	243	333	2%
ADD	Anti-Doping Denmark	-	305	305	2%
NADOF	NADO Flanders	1	268	269	2%
DAN	Doping Authority Netherlands	-	260	260	2%
JADA	Japan Anti-Doping Agency	6	253	259	2%
SI	Sport Ireland	-	256	256	1%
NADA Austria	National Anti-Doping Agency Austria GmbH	5	239	244	1%
POLADA	Polish Anti-Doping Agency	-	206	206	1%
HUNADO	Hungarian Anti-Doping Agency	52	140	192	1%
AMADA	Azerbaijan National Anti-Doping Agency	43	147	190	1%
KAZ-NADO	Kazakhstan National Anti-Doping Centre	6	159	165	1%
SAIDS	South African Institute for Drug-Free Sport	2	160	162	1%
ETH-NADO	Ethiopian Anti doping Organization	25	134	159	1%
BEL-CFWB	French Community of Belgium NADO	1	155	156	1%
ADAK	Anti-Doping Agency of Kenya	8	146	154	1%
DFSNZ	Drug Free Sport New Zealand	1	142	143	1%
ADoP	Portugal Anti-Doping Agency	38	101	139	1%
NADC Ukraine	National Anti-doping Center of Ukraine	67	68	135	0.8%
AFR-RADO-I	Africa Zone I RADO	-	113	113	0.7%
COL-NADO	Colombian NADO	14	86	100	0.6%
ABCD	Brasilian Authority on Anti-Doping Control	21	54	75	0.4%
KADA	Korea Anti-Doping Agency	-	65	65	0.4%
CADC	Czech Anti-Doping Committee	-	61	61	0.4%
IND-NADO	National Anti Doping Agency -India	10	48	58	0.3%
SADA	Slovak Anti-Doping Agency	-	57	57	0.3%
EADA	Estonian Anti-Doping Agency	-	57	57	0.3%
ANAD-Romania	Romanian National Anti-Doping Agency	-	42	42	0.2%
BNADA	Belarus National Anti-Doping Agency	10	32	42	0.2%
LAT-NADO	Anti-Doping Bureau of Latvia	-	39	39	0.2%
QADC	Qatar Antidoping Commission	-	38	38	0.2%
SLOADO	Slovenian Antidoping Organization	-	36	36	0.2%
CMA Monaco	Monaco Anti-Doping Committee	-	33	33	0.2%
BUL-NADO	Bulgarian Anti-doping Center	-	27	27	0.2%
JADCO	Jamaica Anti-Doping Commission	-	27	27	0.2%
CIPH	Croatian Institute of Public Health	-	25	25	0.1%
ADAS	Anti-Doping Agency of Serbia	-	21	21	0.1%
ECU-NADO	Ecuador NADO	-	18	18	0.1%
ANAD	National Anti-Doping Agency of Tunisia	-	16	16	0.1%
COCOM	Common Community Commission (Brussels)	2	12	14	0.08%
LTU-NADO	Lithuanian Anti-Doping Agency	3	10	13	0.1%

Table 12: Total ABP Samples by Testing Authority Category - continued

ADAMS Code	National Anti-Doping Organizations	IC	OOB	Total	%
AFR-RADO-V	Africa Zone V RADO	-	11	11	0.06%
BRN-NADO	Bahrain Anti-Doping Committee	-	11	11	0.06%
BiH-NADO	Agency for Anti-Doping Control of Bosnia and Herzegovina	1	10	11	0.06%
CRC-NADO	Costa Rica NADO	9	-	9	0.05%
BSADA	Bermuda Sport Anti-Doping Authority	-	8	8	0.05%
LOC	Liechtenstein Olympic Committee	-	8	8	0.05%
ALAD	Luxembourg NADO	-	7	7	0.04%
EGY-NADO	Egyptian National Anti-doping Organization	-	5	5	0.03%
BADC	Bahamas Anti-Doping Commission	-	4	4	0.02%
NADO Moldova	National Antidoping Agency of the Republic of Moldova	1	3	4	0.02%
ADS	Anti-Doping Singapore	-	3	3	0.02%
ARM-NADO	Armenian National Anti-Doping Organization	-	2	2	0.01%
MKD-NADO	National Anti-Doping Commission of Macedonia	-	2	2	0.0%
AGAD	Andorra National Anti-Doping Commission	-	1	1	0.01%
ERI-NADO	Eritrea NADO	-	1	1	0.01%
ISR-NADO	Israeli NADO	-	1	1	0.01%
Totals		1,368	15,886	17,254	

* Note: Although National Federations (NFs) themselves are not signatories to the World Anti-Doping Code and therefore not entitled to authorize testing independently, the rules of some National Anti-Doping Agencies and International Sport Federations may delegate testing authority to these bodies. Tests attributed to NFs therefore may in some instances be a part of NADO or IF programs.

Table 13: 2019 ABP Testing Figures - ASOIF Sport - Aquatics

ADAMS Code	Testing Authority (TA)	IC	OOC	Total	%
FINA	International Swimming Federation	12	1805	1817	62%
CHINADA	China Anti-Doping Agency	4	171	175	6%
NADA	German National Anti-Doping Agency	1	153	154	5%
RUSADA	Russian National Anti-Doping Organization	53	37	90	3%
ESP-NADO	Spain National Anti-Doping Agency	31	49	80	3%
USADA	US Anti-Doping Agency	-	77	77	3%
ADCH	Antidoping Switzerland	-	59	59	2%
ADD	Anti-Doping Denmark	-	39	39	1%
NADO ITALIA	Italian National Anti-Doping Agency	5	28	33	1%
ASADA	Australian Sports Anti-Doping Authority	1	29	30	1%
RF	Swedish Sports Confederation	-	29	29	1%
AFLD-NADO	French Anti-Doping Agency	-	29	29	1%
HUNADO	Hungarian Anti-Doping Agency	1	28	29	1%
CCES	Canadian Centre for Ethics in Sport	-	28	28	1%
SI	Sport Ireland	-	27	27	1%
FINCIS	Finnish Center for Integrity in Sports	3	24	27	1%
UKAD	UK Anti-Doping	-	22	22	1%
ADNO	Anti-Doping Norway	-	19	19	1%
NADA Austria	National Anti-Doping Agency Austria GmbH	-	16	16	1%
ABCD	Brasilian Authority on Anti-Doping Control	-	15	15	1%
SAIDS	South African Institute for Drug-Free Sport	-	15	15	1%
BEL-CFWB	French Community of Belgium NADO	1	13	14	0.5%
AMADA	Azerbaijan National Anti-Doping Agency	-	13	13	0.4%
DAN	Doping Authority Netherlands	-	12	12	0.4%
JADA	Japan Anti-Doping Agency	-	10	10	0.3%
BNADA	Belarus National Anti-Doping Agency	2	6	8	0.3%
LOC	Liechtenstein Olympic Committee	-	8	8	0.3%
KADA	Korea Anti-Doping Agency	-	6	6	0.2%
KAZ-NADO	Kazakhstan National Anti-Doping Centre	-	6	6	0.2%
CADC	Czech Anti-Doping Committee	-	3	3	0.1%
EADA	Estonian Anti-Doping Agency	-	3	3	0.1%
ADAS	Anti-Doping Agency of Serbia	-	3	3	0.1%
QADC	Qatar Antidoping Commission	-	3	3	0.1%
JADCO	Jamaica Anti-Doping Commission	-	2	2	0.1%
CIPH	Croatian Institute of Public Health	-	2	2	0.1%
TADC	Turkish Anti Doping Commission	-	2	2	0.1%
ALAD	Luxembourg NADO	-	2	2	0.1%
ADoP	Portugal Anti-Doping Agency	-	2	2	0.1%
DFSNZ	Drug Free Sport New Zealand	-	1	1	0.03%
ANAD	National Anti-Doping Agency of Tunisia	-	1	1	0.03%
ECU-NADO	Ecuador NADO	-	1	1	0.03%
LTU-NADO	Lithuanian Anti-Doping Agency	-	1	1	0.03%
POLADA	Polish Anti-Doping Agency	-	1	1	0.03%
LAT-NADO	Anti-Doping Bureau of Latvia	-	1	1	0.03%
Totals		114	2,801	2,915	

Table 14: 2019 ABP Testing Figures - ASOIF Sport - Archery

ADAMS Code	Testing Authority (TA)	IC	OOC	Total	%
-	-	-	-	-	-
Totals		0	0	0	

Table 15: 2019 ABP Testing Figures - ASOIF Sport - Athletics

ADAMS Code	Testing Authority (TA)	IC	OOC	Total	%
World Athletics - AIU	World Athletics - Athletics Integrity Unit	122	3820	3942	46%
RUSADA	Russian National Anti-Doping Organization	226	498	724	8%
NADA	German National Anti-Doping Agency	55	397	452	5%
USADA	US Anti-Doping Agency	-	404	404	5%
ESP-NADO	Spain National Anti-Doping Agency	39	214	253	3%
CHINADA	China Anti-Doping Agency	7	220	227	3%
TADC	Turkish Anti Doping Commission	84	129	213	2%
EA	European Athletics Association	23	183	206	2%
UKAD	UK Anti-Doping	15	142	157	2%
ETH-NADO	Ethiopian Anti doping Organization	25	130	155	2%
JADA	Japan Anti-Doping Agency	6	147	153	2%
ADAK	Anti-Doping Agency of Kenya	8	126	134	2%
ADCH	Antidoping Switzerland	1	126	127	1%
ASADA	Australian Sports Anti-Doping Authority	-	120	120	1%
AFLD-NADO	French Anti-Doping Agency	20	93	113	1%
NADO ITALIA	Italian National Anti-Doping Agency	5	101	106	1%
AFR-RADO-I	Africa Zone I RADO	-	85	85	1%
RF	Swedish Sports Confederation	2	79	81	1%
SAIDS	South African Institute for Drug-Free Sport	-	68	68	1%
NADC Ukraine	National Anti-doping Center of Ukraine	12	53	65	1%
FINCIS	Finnish Center for Integrity in Sports	3	60	63	1%
SI	Sport Ireland	-	61	61	1%
IND-NADO	National Anti Doping Agency -India	10	48	58	1%
CCES	Canadian Centre for Ethics in Sport	-	53	53	1%
ADNO	Anti-Doping Norway	-	43	43	1%
KAZ-NADO	Kazakhstan National Anti-Doping Centre	-	33	33	0.4%
BEL-CFWB	French Community of Belgium NADO	-	31	31	0.4%
HUNADO	Hungarian Anti-Doping Agency	9	19	28	0.3%
ADD	Anti-Doping Denmark	-	25	25	0.3%
AMADA	Azerbaijan National Anti-Doping Agency	-	25	25	0.3%
NADOF	NADO Flanders	-	22	22	0.3%
JADCO	Jamaica Anti-Doping Commission	-	22	22	0.3%
ABCD	Brasilian Authority on Anti-Doping Control	17	5	22	0.3%
QADC	Qatar Antidoping Commission	-	21	21	0.2%
BNADA	Belarus National Anti-Doping Agency	4	17	21	0.2%
DFSNZ	Drug Free Sport New Zealand	-	19	19	0.2%
NADA Austria	National Anti-Doping Agency Austria GmbH	-	19	19	0.2%
SADA	Slovak Anti-Doping Agency	-	18	18	0.2%
DAN	Doping Authority Netherlands	-	18	18	0.2%
COCOM	Common Community Commission (Brussels)	2	11	13	0.2%
EADA	Estonian Anti-Doping Agency	-	12	12	0.1%
CHN-NF	CHN-National Federations in China	-	12	12	0.1%
COL-NADO	Colombian NADO	-	11	11	0.1%
AFR-RADO-V	Africa Zone V RADO	-	11	11	0.1%
LAT-NADO	Anti-Doping Bureau of Latvia	-	11	11	0.1%
BRN-NADO	Bahrain Anti-Doping Committee	-	11	11	0.1%
CIPH	Croatian Institute of Public Health	-	11	11	0.1%
CADC	Czech Anti-Doping Committee	-	10	10	0.1%
KADA	Korea Anti-Doping Agency	-	9	9	0.1%
EOC	European Olympic Committees	-	8	8	0.1%
SLOADO	Slovenian Antidoping Organization	-	7	7	0.1%
POLADA	Polish Anti-Doping Agency	-	7	7	0.08%
BUL-NADO	Bulgarian Anti-doping Center	-	5	5	0.06%
PASO	Pan American Sports Organization	-	5	5	0.06%
BiH-NADO	Agency for Anti-Doping Control of Bosnia and Herzegovina	1	4	5	0.06%
BADC	Bahamas Anti-Doping Commission	-	4	4	0.05%
NADO Moldova	National Antidoping Agency of the Republic of Moldova	1	2	3	0.04%

Table 15: 2019 ABP Testing Figures - ASOIF Sport - Athletics (continued)

ADAMS Code	Testing Authority (TA)	IC	OOC	Total	%
LTU-NADO	Lithuanian Anti-Doping Agency	3	-	3	0.04%
CMA Monaco	Monaco Anti-Doping Committee	-	2	2	0.02%
ANAD	National Anti-Doping Agency of Tunisia	-	2	2	0.02%
MKD-NADO	National Anti-Doping Commission of Macedonia	-	2	2	0.02%
BSADA	Bermuda Sport Anti- Doping Authority	-	2	2	0.02%
ALAD	Luxembourg NADO	-	2	2	0.02%
ECU-NADO	Ecuador NADO	-	2	2	0.02%
ADAS	Anti-Doping Agency of Serbia	-	1	1	0.01%
ERI-NADO	Eritrea NADO	-	1	1	0.01%
Totals		700	7,859	8,559	

Table 16: 2019 ABP Testing Figures - ASOIF Sport - Badminton

ADAMS Code	Testing Authority (TA)	IC	OOC	Total	%
BWF	Badminton World Federation	6	76	82	75%
ADD	Anti-Doping Denmark	-	21	21	19%
JADA	Japan Anti-Doping Agency	-	7	7	6%
Totals		6	104	110	

Table 17: 2019 ABP Testing Figures - ASOIF Sport - Basketball

ADAMS Code	Testing Authority (TA)	IC	OOC	Total	%
ASADA	Australian Sports Anti-Doping Authority	-	7	7	78%
ADAK	Anti-Doping Agency of Kenya	-	2	2	22%
Totals		0	9	9	

Table 18: 2019 ABP Blood Passport Testing Figures - ASOIF Sport - Boxing

ADAMS Code	Testing Authority (TA)	IC	OOC	Total	%
AMADA	Azerbaijan National Anti-Doping Agency	16	20	36	29%
RF	Swedish Sports Confederation	-	16	16	13%
ASADA	Australian Sports Anti-Doping Authority	-	12	12	10%
BEL-CFWB	French Community of Belgium NADO	-	9	9	7%
PASO	Pan American Sports Organization	-	7	7	6%
ADNO	Anti-Doping Norway	1	6	7	6%
NADA	German National Anti-Doping Agency	-	6	6	5%
AFLD-NADO	French Anti-Doping Agency	-	6	6	5%
SI	Sport Ireland	-	5	5	4%
AFR-RADO-I	Africa Zone I RADO	-	5	5	4%
HUNADO	Hungarian Anti-Doping Agency	-	3	3	2%
BUL-NADO	Bulgarian Anti-doping Center	-	3	3	2%
ADAK	Anti-Doping Agency of Kenya	-	3	3	2%
CMA Monaco	Monaco Anti-Doping Committee	-	3	3	2%
NADO ITALIA	Italian National Anti-Doping Agency	-	2	2	2%
USADA	US Anti-Doping Agency	-	1	1	1%
ECU-NADO	Ecuador NADO	-	1	1	1%
Totals		17	108	125	

Table 19: 2019 ABP Blood Passport Testing Figures - ASOIF Sport - Canoe / Kayak

ADAMS Code	Testing Authority (TA)	IC	OOC	Total	%
NADA	German National Anti-Doping Agency	6	235	241	27%
RUSADA	Russian National Anti-Doping Organization	74	27	101	11%
CHINADA	China Anti-Doping Agency	-	93	93	11%
ICF	International Canoe Federation	-	79	79	9%
ASADA	Australian Sports Anti-Doping Authority	-	34	34	4%
HUNADO	Hungarian Anti-Doping Agency	-	32	32	4%
NADO ITALIA	Italian National Anti-Doping Agency	-	29	29	3%
RF	Swedish Sports Confederation	-	29	29	3%
ADD	Anti-Doping Denmark	-	28	28	3%
ESP-NADO	Spain National Anti-Doping Agency	13	14	27	3%
CCES	Canadian Centre for Ethics in Sport	-	22	22	2%
POLADA	Polish Anti-Doping Agency	-	20	20	2%
SADA	Slovak Anti-Doping Agency	-	20	20	2%
FINCIS	Finnish Center for Integrity in Sports	-	18	18	2%
DFSNZ	Drug Free Sport New Zealand	-	14	14	2%
ADNO	Anti-Doping Norway	-	12	12	1%
EOC	European Olympic Committees	-	11	11	1%
AFLD-NADO	French Anti-Doping Agency	-	11	11	1%
LAT-NADO	Anti-Doping Bureau of Latvia	-	8	8	1%
SAIDS	South African Institute for Drug-Free Sport	-	7	7	1%
BNADA	Belarus National Anti-Doping Agency	4	2	6	1%
BUL-NADO	Bulgarian Anti-doping Center	-	6	6	1%
SLOADO	Slovenian Antidoping Organization	-	6	6	1%
ADAS	Anti-Doping Agency of Serbia	-	6	6	1%
PASO	Pan American Sports Organization	2	1	3	0%
CADC	Czech Anti-Doping Committee	-	3	3	0.3%
COL-NADO	Colombian NADO	-	3	3	0.3%
KADA	Korea Anti-Doping Agency	-	3	3	0.3%
KAZ-NADO	Kazakhstan National Anti-Doping Centre	-	3	3	0.3%
UKAD	UK Anti-Doping	-	2	2	0.2%
ADCH	Antidoping Switzerland	-	2	2	0.2%
NADC Ukraine	National Anti-doping Center of Ukraine	-	2	2	0.2%
SI	Sport Ireland	-	2	2	0.2%
NADO Moldova	National Antidoping Agency of the Republic of Moldova	-	1	1	0.1%
Totals		99	785	884	

Table 20: 2019 ABP Testing Figures - ASOIF Sport - Cycling

ADAMS Code	Testing Authority (TA)	IC	OOC	Total	%
UCI	International Cycling Union	1782	3631	5413	60%
USADA	US Anti-Doping Agency	1	338	339	4%
ESP-NADO	Spain National Anti-Doping Agency	66	236	302	3%
ADCH	Antidoping Switzerland	4	280	284	3%
UKAD	UK Anti-Doping	14	257	271	3%
NADA	German National Anti-Doping Agency	30	205	235	3%
CHINADA	China Anti-Doping Agency	-	224	224	2%
RUSADA	Russian National Anti-Doping Organization	57	117	174	2%
ASADA	Australian Sports Anti-Doping Authority	-	167	167	2%
NADO F	NADO Flanders	1	149	150	2%
DAN	Doping Authority Netherlands	-	121	121	1%
ADNO	Anti-Doping Norway	11	108	119	1%
NADO ITALIA	Italian National Anti-Doping Agency	11	94	105	1%
AFLD-NADO	French Anti-Doping Agency	10	95	105	1%
CCES	Canadian Centre for Ethics in Sport	-	104	104	1%
ADD	Anti-Doping Denmark	-	86	86	1%
BEL-CFWB	French Community of Belgium NADO	-	76	76	1%
COL-NADO	Colombian NADO	14	48	62	1%
SI	Sport Ireland	-	60	60	1%
KAZ-NADO	Kazakhstan National Anti-Doping Centre	4	56	60	1%
DFSNZ	Drug Free Sport New Zealand	-	57	57	1%
RF	Swedish Sports Confederation	-	55	55	1%
ADoP	Portugal Anti-Doping Agency	38	16	54	1%
NADA Austria	National Anti-Doping Agency Austria GmbH	5	47	52	1%
NADC Ukraine	National Anti-doping Center of Ukraine	47	3	50	1%
AMADA	Azerbaijan National Anti-Doping Agency	12	26	38	0%
TADC	Turkish Anti Doping Commission	6	30	36	0%
SAIDS	South African Institute for Drug-Free Sport	2	33	35	0%
POLADA	Polish Anti-Doping Agency	-	25	25	0%
HUNADO	Hungarian Anti-Doping Agency	14	2	16	0%
KADA	Korea Anti-Doping Agency	-	14	14	0%
ABCD	Brasilian Authority on Anti-Doping Control	-	14	14	0%
SLOADO	Slovenian Antidoping Organization	-	13	13	0.1%
FINCIS	Finnish Center for Integrity in Sports	-	11	11	0.1%
PASO	Pan American Sports Organization	-	11	11	0.1%
AFR-RADO-I	Africa Zone I RADO	-	10	10	0.1%
QADC	Qatar Antidoping Commission	-	10	10	0.1%
LAT-NADO	Anti-Doping Bureau of Latvia	-	9	9	0.1%
CADC	Czech Anti-Doping Committee	-	9	9	0.1%
CRC-NADO	Costa Rica NADO	9	-	9	0.1%
CIPH	Croatian Institute of Public Health	-	6	6	0.1%
JADA	Japan Anti-Doping Agency	-	4	4	0.0%
ADAS	Anti-Doping Agency of Serbia	-	4	4	0.04%
ANAD	National Anti-Doping Agency of Tunisia	-	4	4	0.04%
BiH-NADO	Agency for Anti-Doping Control of Bosnia and Herzegovina	-	3	3	0.03%
SADA	Slovak Anti-Doping Agency	-	3	3	0.03%
EOC	European Olympic Committees	-	3	3	0.03%
ADS	Anti-Doping Singapore	-	2	2	0.02%
ANAD-Romania	Romanian National Anti-Doping Agency	-	2	2	0.02%
ARM-NADO	Armenian National Anti-Doping Organization	-	1	1	0.01%
BNADA	Belarus National Anti-Doping Agency	-	1	1	0.01%
EADA	Estonian Anti-Doping Agency	-	1	1	0.01%
Totals		2,138	6,881	9,019	

Table 21: 2019 ABP Testing Figures - ASOIF Sport - Equestrian

ADAMS Code	Testing Authority (TA)	IC	OOC	Total	%
ASADA	Australian Sports Anti-Doping Authority	-	2	2	-
Totals		0	2	2	

Table 22: 2019 ABP Testing Figures - ASOIF Sport - Fencing

ADAMS Code	Testing Authority (TA)	IC	OOC	Total	%
HUNADO	Hungarian Anti-Doping Agency	-	9	9	100%
Totals		0	9	9	

Table 23: 2019 ABP Testing Figures - ASOIF Sport - Field Hockey

ADAMS Code	Testing Authority (TA)	IC	OOC	Total	%
ASADA	Australian Sports Anti-Doping Authority	-	3	3	100%
Totals		0	3	3	

Table 24: 2019 ABP Testing Figures - ASOIF Sport - Football

ADAMS Code	Testing Authority (TA)	IC	OOC	Total	%
UEFA	Union of European Football Associations	269	256	525	36%
FIFA	International Federation of Football Associations	74	268	342	23%
UKAD	UK Anti-Doping	-	101	101	7%
TADC	Turkish Anti Doping Commission	-	82	82	6%
ADoP	Portugal Anti-Doping Agency	-	82	82	6%
POLADA	Polish Anti-Doping Agency	-	79	79	5%
AFLD-NADO	French Anti-Doping Agency	-	56	56	4%
NADO ITALIA	Italian National Anti-Doping Agency	1	27	28	2%
NADA	German National Anti-Doping Agency	-	28	28	2%
ESP-NADO	Spain National Anti-Doping Agency	-	27	27	2%
AFC	Asian Football Confederation	24	-	24	2%
RUSADA	Russian National Anti-Doping Organization	2	18	20	1%
NADA Austria	National Anti-Doping Agency Austria GmbH	-	20	20	1%
HUNADO	Hungarian Anti-Doping Agency	6	8	14	1%
ABCD	Brasilian Authority on Anti-Doping Control	-	12	12	1%
ADCH	Antidoping Switzerland	-	10	10	0.7%
ASADA	Australian Sports Anti-Doping Authority	-	6	6	0.4%
JADA	Japan Anti-Doping Agency	-	3	3	0.2%
AMADA	Azerbaijan National Anti-Doping Agency	-	2	2	0.1%
ETH-NADO	Ethiopian Anti doping Organization	-	2	2	0.1%
ADAK	Anti-Doping Agency of Kenya	-	1	1	0.1%
DAN	Doping Authority Netherlands	-	1	1	0.1%
Totals		376	1,089	1,465	

Table 25: 2019 ABP Testing Figures - ASOIF Sport - Golf

ADAMS Code	Testing Authority (TA)	IC	OOC	Total	%
ESP-NADO	Spain National Anti-Doping Agency	-	3	3	100%
Totals		0	3	3	

Table 26: 2019 ABP Testing Figures - ASOIF Sport - Gymnastics

ADAMS Code	Testing Authority (TA)	IC	OOC	Total	%
FIG	International Gymnastics Federation	-	77	77	93%
JADA	Japan Anti-Doping Agency	-	4	4	5%
ADoP	Portugal Anti-Doping Agency	-	1	1	1%
ESP-NADO	Spain National Anti-Doping Agency	-	1	1	1%
Totals		0	83	83	

Table 27: 2019 ABP Testing Figures - ASOIF Sport - Handball

ADAMS Code	Testing Authority (TA)	IC	OOC	Total	%
ANAD-Romania	Romanian National Anti-Doping Agency	-	17	17	65%
ESP-NADO	Spain National Anti-Doping Agency	-	9	9	35%
Totals		0	26	26	

Table 28: 2019 ABP Testing Figures - ASOIF Sport - Judo

ADAMS Code	Testing Authority (TA)	IC	OOC	Total	%
JADA	Japan Anti-Doping Agency	-	7	7	17%
CMA Monaco	Monaco Anti-Doping Committee	-	7	7	17%
ADCH	Antidoping Switzerland	-	5	5	12%
ASADA	Australian Sports Anti-Doping Authority	-	4	4	10%
HUNADO	Hungarian Anti-Doping Agency	-	4	4	10%
ECU-NADO	Ecuador NADO	-	4	4	10%
ADNO	Anti-Doping Norway	-	3	3	7%
USADA	US Anti-Doping Agency	-	2	2	5%
NADA	German National Anti-Doping Agency	-	1	1	2%
BEL-CFWB	French Community of Belgium NADO	-	1	1	2%
AFLD-NADO	French Anti-Doping Agency	-	1	1	2%
ESP-NADO	Spain National Anti-Doping Agency	-	1	1	2%
DAN	Doping Authority Netherlands	-	1	1	2%
Totals		0	41	41	

Table 29: 2019 ABP Testing Figures - ASOIF Sport - Modern Pentathlon

ADAMS Code	Testing Authority (TA)	IC	OOC	Total	%
UIPM	International Modern Pentathlon Union	-	25	25	39%
AFLD-NADO	French Anti-Doping Agency	-	14	14	22%
SI	Sport Ireland	-	9	9	14%
ADCH	Antidoping Switzerland	-	7	7	11%
HUNADO	Hungarian Anti-Doping Agency	3	2	5	8%
RUSADA	Russian National Anti-Doping Organization	-	3	3	5%
ASADA	Australian Sports Anti-Doping Authority	-	1	1	2%
Totals		3	61	64	

Table 30: 2019 ABP Testing Figures - ASOIF Sport - Rowing

ADAMS Code	Testing Authority (TA)	IC	OOC	Total	%
FISA	International Rowing Federation	12	388	400	22%
CHINADA	China Anti-Doping Agency	2	250	252	14%
NADA	German National Anti-Doping Agency	-	225	225	13%
USADA	US Anti-Doping Agency	-	140	140	8%
RUSADA	Russian National Anti-Doping Organization	26	63	89	5%
UKAD	UK Anti-Doping	-	77	77	4%
ADCH	Antidoping Switzerland	-	65	65	4%
ESP-NADO	Spain National Anti-Doping Agency	3	61	64	4%
POLADA	Polish Anti-Doping Agency	-	47	47	3%
ADD	Anti-Doping Denmark	-	46	46	3%
NADO ITALIA	Italian National Anti-Doping Agency	-	43	43	2%
SI	Sport Ireland	-	42	42	2%
DAN	Doping Authority Netherlands	-	40	40	2%
DFSNZ	Drug Free Sport New Zealand	1	30	31	2%
AFLD-NADO	French Anti-Doping Agency	-	28	28	2%
NADA Austria	National Anti-Doping Agency Austria GmbH	-	27	27	2%
ASADA	Australian Sports Anti-Doping Authority	4	20	24	1%
ADNO	Anti-Doping Norway	-	20	20	1%
FINCIS	Finnish Center for Integrity in Sports	-	17	17	1%
CCES	Canadian Centre for Ethics in Sport	-	16	16	1%
SAIDS	South African Institute for Drug-Free Sport	-	15	15	1%
RF	Swedish Sports Confederation	-	11	11	1%
NADC Ukraine	National Anti-doping Center of Ukraine	-	10	10	1%
CADC	Czech Anti-Doping Committee	-	9	9	1%
AMADA	Azerbaijan National Anti-Doping Agency	-	9	9	1%
EADA	Estonian Anti-Doping Agency	-	8	8	0.4%
CIPH	Croatian Institute of Public Health	-	6	6	0.3%
LTU-NADO	Lithuanian Anti-Doping Agency	-	6	6	0.3%
KAZ-NADO	Kazakhstan National Anti-Doping Centre	2	4	6	0.3%
KADA	Korea Anti-Doping Agency	-	6	6	0.3%
ANAD	National Anti-Doping Agency of Tunisia	-	5	5	0.3%
ABCD	Brasilian Authority on Anti-Doping Control	-	4	4	0.2%
LAT-NADO	Anti-Doping Bureau of Latvia	-	4	4	0.2%
CMA Monaco	Monaco Anti-Doping Committee	-	2	2	0.1%
QADC	Qatar Antidoping Commission	-	2	2	0.1%
HUNADO	Hungarian Anti-Doping Agency	-	1	1	0.1%
ADAS	Anti-Doping Agency of Serbia	-	1	1	0.1%
ADS	Anti-Doping Singapore	-	1	1	0.1%
Totals		50	1749	1799	

Table 31: 2019 ABP Testing Figures - ASOIF Sport - Rugby Union

ADAMS Code	Testing Authority (TA)	IC	OOC	Total	%
World Rugby	World Rugby	8	310	318	87%
AFLD-NADO	French Anti-Doping Agency	-	40	40	11%
ASADA	Australian Sports Anti-Doping Authority	-	3	3	1%
SAIDS	South African Institute for Drug-Free Sport	-	2	2	0.5%
UKAD	UK Anti-Doping	-	1	1	0.3%
Totals		8	356	364	

Table 32: 2019 ABP Testing Figures - ASOIF Sport - Sailing

ADAMS Code	Testing Authority (TA)	IC	OOC	Total	%
SI	Sport Ireland	-	1	1	50%
BSADA	Bermuda Sport Anti- Doping Authority	-	1	1	50%
Totals		0	2	2	

Table 33: 2019 ABP Testing Figures - ASOIF Sport - Shooting

ADAMS Code	Testing Authority (TA)	IC	OOC	Total	%
HUNADO	Hungarian Anti-Doping Agency	-	1	1	100%
Totals		0	1	1	

Table 34: 2019 ABP Testing Figures - ASOIF Sport - Table Tennis

ADAMS Code	Testing Authority (TA)	IC	OOC	Total	%
CMA Monaco	Monaco Anti-Doping Committee	-	2	2	100%
Totals		0	2	2	

Table 35: 2019 ABP Testing Figures - ASOIF Sport - Taekwondo

ADAMS Code	Testing Authority (TA)	IC	OOC	Total	%
ESP-NADO	Spain National Anti-Doping Agency	2	2	4	50%
JADA	Japan Anti-Doping Agency	-	2	2	25%
AMADA	Azerbaijan National Anti-Doping Agency	-	1	1	13%
CCES	Canadian Centre for Ethics in Sport	-	1	1	13%
Totals		2	6	8	

Table 36: 2019 ABP Testing Figures - ASOIF Sport - Tennis

ADAMS Code	Testing Authority (TA)	IC	OOC	Total	%
ITF	International Tennis Federation	173	1368	1541	97%
AFLD-NADO	French Anti-Doping Agency	-	11	11	1%
ESP-NADO	Spain National Anti-Doping Agency	7	2	9	1%
UKAD	UK Anti-Doping	-	6	6	0.4%
ADCH	Antidoping Switzerland	-	5	5	0.3%
ADNO	Anti-Doping Norway	-	4	4	0.3%
NADA Austria	National Anti-Doping Agency Austria GmbH	-	4	4	0.3%
ADD	Anti-Doping Denmark	-	3	3	0.2%
CMA Monaco	Monaco Anti-Doping Committee	-	3	3	0.2%
HUNADO	Hungarian Anti-Doping Agency	-	2	2	0.1%
USADA	US Anti-Doping Agency	-	2	2	0.1%
ASADA	Australian Sports Anti-Doping Authority	-	2	2	0.1%
Totals		180	1412	1,592	

Table 37: 2019 ABP Testing Figures - ASOIF Sport - Triathlon

ADAMS Code	Testing Authority (TA)	IC	OOC	Total	%
ITU	International Triathlon Union	14	131	145	16%
UKAD	UK Anti-Doping	-	70	70	8%
NADA	German National Anti-Doping Agency	-	68	68	8%
NADOF	NADO Flanders	-	64	64	7%
CHINADA	China Anti-Doping Agency	1	52	53	6%
ESP-NADO	Spain National Anti-Doping Agency	2	39	41	5%
USADA	US Anti-Doping Agency	-	36	36	4%
ADCH	Antidoping Switzerland	-	33	33	4%
CCES	Canadian Centre for Ethics in Sport	-	33	33	4%
ADD	Anti-Doping Denmark	-	30	30	3%
RUSADA	Russian National Anti-Doping Organization	-	30	30	3%
NADA Austria	National Anti-Doping Agency Austria GmbH	-	27	27	3%
ADNO	Anti-Doping Norway	4	23	27	3%
AMADA	Azerbaijan National Anti-Doping Agency	5	21	26	3%
AFLD-NADO	French Anti-Doping Agency	-	23	23	3%
FINCIS	Finnish Center for Integrity in Sports	-	22	22	2%
NADO ITALIA	Italian National Anti-Doping Agency	-	17	17	2%
RF	Swedish Sports Confederation	1	16	17	2%
DFSNZ	Drug Free Sport New Zealand	-	17	17	2%
DAN	Doping Authority Netherlands	-	14	14	2%
ASADA	Australian Sports Anti-Doping Authority	-	12	12	1%
SAIDS	South African Institute for Drug-Free Sport	-	11	11	1%
SI	Sport Ireland	-	11	11	1%
BEL-CFWB	French Community of Belgium NADO	-	9	9	1%
CADC	Czech Anti-Doping Committee	-	6	6	1%
ABCD	Braslian Authority on Anti-Doping Control	3	3	6	1%
KADA	Korea Anti-Doping Agency	-	6	6	1%
JADA	Japan Anti-Doping Agency	-	5	5	1%
AFR-RADO-I	Africa Zone I RADO	-	5	5	1%
SADA	Slovak Anti-Doping Agency	-	5	5	1%
BSADA	Bermuda Sport Anti- Doping Authority	-	4	4	0.4%
COL-NADO	Colombian NADO	-	4	4	0.4%
KAZ-NADO	Kazakhstan National Anti-Doping Centre	-	3	3	0.3%
ALAD	Luxembourg NADO	-	3	3	0.3%
EADA	Estonian Anti-Doping Agency	-	3	3	0.3%
ADAS	Anti-Doping Agency of Serbia	-	2	2	0.2%
HUNADO	Hungarian Anti-Doping Agency	-	2	2	0.2%
ECU-NADO	Ecuador NADO	-	1	1	0.1%
ANAD	National Anti-Doping Agency of Tunisia	-	1	1	0.1%
COCOM	Common Community Commission (Brussels)	-	1	1	0.1%
ISR-NADO	Israeli NADO	-	1	1	0.1%
Totals		30	864	894	

Table 38: 2019 ABP Testing Figures - ASOIF Sport - Volleyball

ADAMS Code	Testing Authority (TA)	IC	OOC	Total	%
ADAK	Anti-Doping Agency of Kenya	-	8	8	100%
Totals		0	8	8	

Table 39: 2019 ABP Testing Figures - ASOIF Sport - Weightlifting

ADAMS Code	Testing Authority (TA)	IC	OOC	Total	%
USADA	US Anti-Doping Agency	-	28	28	32%
IWF	International Weightlifting Federation	-	12	12	14%
JADA	Japan Anti-Doping Agency	-	9	9	10%
HUNADO	Hungarian Anti-Doping Agency	-	9	9	10%
ECU-NADO	Ecuador NADO	-	9	9	10%
AFR-RADO-I	Africa Zone I RADO	-	8	8	9%
ESP-NADO	Spain National Anti-Doping Agency	-	6	6	7%
QADC	Qatar Antidoping Commission	-	2	2	2%
BNADA	Belarus National Anti-Doping Agency	-	2	2	2%
ADD	Anti-Doping Denmark	-	2	2	2%
BEL-CFWB	French Community of Belgium NADO	-	1	1	1%
Totals		0	88	88	

Table 40: 2019 ABP Testing Figures - ASOIF Sport - Wrestling

ADAMS Code	Testing Authority (TA)	IC	OOC	Total	%
AMADA	Azerbaijan National Anti-Doping Agency	10	30	40	26%
JADA	Japan Anti-Doping Agency	-	25	25	16%
RF	Swedish Sports Confederation	-	22	22	14%
ADNO	Anti-Doping Norway	-	14	14	9%
USADA	US Anti-Doping Agency	-	11	11	7%
HUNADO	Hungarian Anti-Doping Agency	-	10	10	6%
AFLD-NADO	French Anti-Doping Agency	-	9	9	6%
ASADA	Australian Sports Anti-Doping Authority	-	7	7	4%
NADA	German National Anti-Doping Agency	-	6	6	4%
ADD	Anti-Doping Denmark	-	5	5	3%
BUL-NADO	Bulgarian Anti-doping Center	-	3	3	2%
NADO ITALIA	Italian National Anti-Doping Agency	-	2	2	1%
UWW	United World Wrestling	-	1	1	1%
SAIDS	South African Institute for Drug-Free Sport	-	1	1	1%
Totals		10	146	156	

Table 41: 2019 ABP Testing Figures - AIOWF Sport - Biathlon

ADAMS Code	Testing Authority (TA)	IC	OOB	Total	%
IBU	International Biathlon Union	72	789	861	59%
RUSADA	Russian National Anti-Doping Organization	26	100	126	9%
ADCH	Antidoping Switzerland	-	62	62	4%
RF	Swedish Sports Confederation	-	60	60	4%
NADA	German National Anti-Doping Agency	-	57	57	4%
ADNO	Anti-Doping Norway	-	45	45	3%
FINCIS	Finnish Center for Integrity in Sports	2	39	41	3%
USADA	US Anti-Doping Agency	-	28	28	2%
CCES	Canadian Centre for Ethics in Sport	-	27	27	2%
CHINADA	China Anti-Doping Agency	-	24	24	2%
NADA Austria	National Anti-Doping Agency Austria GmbH	-	22	22	2%
NADO ITALIA	Italian National Anti-Doping Agency	-	16	16	1%
EADA	Estonian Anti-Doping Agency	-	15	15	1%
CADC	Czech Anti-Doping Committee	-	9	9	1%
KAZ-NADO	Kazakhstan National Anti-Doping Centre	-	9	9	1%
NADC Ukraine	National Anti-doping Center of Ukraine	8	-	8	1%
AFLD-NADO	French Anti-Doping Agency	-	7	7	0.5%
BUL-NADO	Bulgarian Anti-doping Center	-	7	7	0.5%
SADA	Slovak Anti-Doping Agency	-	6	6	0.4%
SLOADO	Slovenian Antidoping Organization	-	5	5	0.3%
POLADA	Polish Anti-Doping Agency	-	4	4	0.3%
BNADA	Belarus National Anti-Doping Agency	-	4	4	0.3%
LTU-NADO	Lithuanian Anti-Doping Agency	-	3	3	0.2%
UKAD	UK Anti-Doping	-	3	3	0.2%
ANAD-Romania	Romanian National Anti-Doping Agency	-	1	1	0.1%
Totals		108	1342	1450	

Table 42: 2019 ABP Testing Figures - AIOWF Sport - Bobsleigh

ADAMS Code	Testing Authority (TA)	IC	OOB	Total	%
ADCH	Antidoping Switzerland	-	22	22	71%
CMA Monaco	Monaco Anti-Doping Committee	-	6	6	19%
USADA	US Anti-Doping Agency	-	2	2	6%
RUSADA	Russian National Anti-Doping Organization	-	1	1	3%
Totals		0	31	31	

Table 43: 2019 ABP Testing Figures - AIOWF Sport - Curling

ADAMS Code	Testing Authority (TA)	IC	OOB	Total	%
-	-	-	-	-	-
Totals		0	0	0	

Table 44: 2019 ABP Testing Figures - AIOWF Sport - Ice Hockey

ADAMS Code	Testing Authority (TA)	IC	OOB	Total	%
IIHF	International Ice Hockey Federation	-	61	61	47%
RF	Swedish Sports Confederation	-	30	30	23%
ANAD-Romania	Romanian National Anti-Doping Agency	-	22	22	17%
HUNADO	Hungarian Anti-Doping Agency	14	0	14	11%
ADCH	Antidoping Switzerland	-	3	3	2%
Totals		14	116	130	

Table 45: 2019 ABP Testing Figures - AIOWF Sport - Luge

ADAMS Code	Testing Authority (TA)	IC	OOB	Total	%
ADCH	Antidoping Switzerland	-	4	4	100%
Totals		0	4	4	

Table 46: 2019 ABP Testing Figures - AIOWF Sport - Skating

ADAMS Code	Testing Authority (TA)	IC	OOB	Total	%
ISU	International Skating Union	773	389	1162	70%
CCES	Canadian Centre for Ethics in Sport	1	88	89	5%
RUSADA	Russian National Anti-Doping Organization	29	53	82	5%
CHINADA	China Anti-Doping Agency	1	66	67	4%
NADO ITALIA	Italian National Anti-Doping Agency	3	35	38	2%
DAN	Doping Authority Netherlands	-	35	35	2%
FINCIS	Finnish Center for Integrity in Sports	-	30	30	2%
ADNO	Anti-Doping Norway	2	28	30	2%
POLADA	Polish Anti-Doping Agency	-	22	22	1%
USADA	US Anti-Doping Agency	-	16	16	1%
NADA	German National Anti-Doping Agency	-	16	16	1%
RF	Swedish Sports Confederation	-	10	10	1%
JADA	Japan Anti-Doping Agency	-	9	9	1%
ADCH	Antidoping Switzerland	-	9	9	1%
KAZ-NADO	Kazakhstan National Anti-Doping Centre	-	7	7	0%
KADA	Korea Anti-Doping Agency	-	6	6	0.4%
HUNADO	Hungarian Anti-Doping Agency	-	5	5	0.3%
EADA	Estonian Anti-Doping Agency	-	5	5	0.3%
LAT-NADO	Anti-Doping Bureau of Latvia	-	3	3	0.2%
CADC	Czech Anti-Doping Committee	-	3	3	0.2%
NADA Austria	National Anti-Doping Agency Austria GmbH	-	3	3	0.2%
ASADA	Australian Sports Anti-Doping Authority	-	2	2	0.1%
AFLD-NADO	French Anti-Doping Agency	-	1	1	0.1%
Totals		809	841	1,650	

Table 47: 2019 ABP Testing Figures - AIOWF Sport - Skiing

ADAMS Code	Testing Authority (TA)	IC	OOB	Total	%
FIS	International Ski Federation	65	1068	1133	53%
RUSADA	Russian National Anti-Doping Organization	2	177	179	8%
ADNO	Anti-Doping Norway	28	147	175	8%
NADA	German National Anti-Doping Agency	-	123	123	6%
FINCIS	Finnish Center for Integrity in Sports	10	107	117	5%
RF	Swedish Sports Confederation	1	97	98	5%
ADCH	Antidoping Switzerland	-	74	74	3%
NADA Austria	National Anti-Doping Agency Austria GmbH	-	47	47	2%
USADA	US Anti-Doping Agency	-	41	41	2%
NADO ITALIA	Italian National Anti-Doping Agency	-	32	32	1%
CHINADA	China Anti-Doping Agency	-	20	20	1%
CCES	Canadian Centre for Ethics in Sport	1	16	17	1%
KAZ-NADO	Kazakhstan National Anti-Doping Centre	-	17	17	1%
AFLD-NADO	French Anti-Doping Agency	-	13	13	1%
UKAD	UK Anti-Doping	-	10	10	0%
EADA	Estonian Anti-Doping Agency	-	10	10	0.5%
CADC	Czech Anti-Doping Committee	-	8	8	0.4%
CMA Monaco	Monaco Anti-Doping Committee	-	6	6	0.3%
KADA	Korea Anti-Doping Agency	-	6	6	0.3%
SADA	Slovak Anti-Doping Agency	-	5	5	0.2%
SLOADO	Slovenian Antidoping Organization	-	5	5	0.2%
ASADA	Australian Sports Anti-Doping Authority	-	4	4	0.2%
BIH-NADO	Agency for Anti-Doping Control of Bosnia and Herzegovina	-	3	3	0.1%
LAT-NADO	Anti-Doping Bureau of Latvia	-	3	3	0.1%
ARM-NADO	Armenian National Anti-Doping Organization	-	1	1	0.0%
AGAD	Andorra National Anti-Doping Commission	-	1	1	0.05%
POLADA	Polish Anti-Doping Agency	-	1	1	0.05%
JADA	Japan Anti-Doping Agency	-	1	1	0.05%
Totals		107	2,043	2,150	

Table 48: Total 2019 ABP Testing Figures - ARISF Sports

American Football

ADAMS Code	Testing Authority (TA)	IC	OOC	Total	%
NADA	German National Anti-Doping Agency	-	19	19	100%
Totals		0	19	19	

Cricket

ADAMS Code	Testing Authority (TA)	IC	OOC	Total	%
ASADA	Australian Sports Anti-Doping Authority	-	30	30	333%
JADCO	Jamaica Anti-Doping Commission	-	2	2	22%
Totals		0	32	32	

Karate

ADAMS Code	Testing Authority (TA)	IC	OOC	Total	%
ESP-NADO	Spain National Anti-Doping Agency	-	8	8	89%
EOC	European Olympic Committees	-	1	1	11%
Totals		0	9	9	

Lifesaving

ADAMS Code	Testing Authority (TA)	IC	OOC	Total	%
ASADA	Australian Sports Anti-Doping Authority	-	6	6	67%
ESP-NADO	Spain National Anti-Doping Agency	2	-	2	22%
Totals		2	6	8	

Mountaineering and Climbing

ADAMS Code	Testing Authority (TA)	IC	OOC	Total	%
RUSADA	Russian National Anti-Doping Organization	-	6	6	46%
AFLD-NADO	French Anti-Doping Agency	-	5	5	500%
NADA Austria	National Anti-Doping Agency Austria GmbH	-	1	1	8%
NADA	German National Anti-Doping Agency	-	1	1	8%
Totals		0	13	13	

Muaythai

ADAMS Code	Testing Authority (TA)	IC	OOC	Total	%
RF	Swedish Sports Confederation	-	5	5	100%
Totals		0	5	5	

Netball

ADAMS Code	Testing Authority (TA)	IC	OOC	Total	%
ASADA	Australian Sports Anti-Doping Authority	-	4	4	44%
JADCO	Jamaica Anti-Doping Commission	-	1	1	11%
Totals		0	5	5	

Table 48: Total 2019 ABP Testing Figures - ARISF Sports - continued

Orienteering

ADAMS Code	Testing Authority (TA)	IC	OOC	Total	%
RF	Swedish Sports Confederation	-	18	18	20%
ADNO	Anti-Doping Norway	-	18	18	20%
ADD	Anti-Doping Denmark	-	16	16	18%
FINCIS	Finnish Center for Integrity in Sports	-	14	14	16%
IOF	International Orienteering Federation	1	8	9	10%
ADCH	Antidoping Switzerland	-	9	9	10%
ESP-NADO	Spain National Anti-Doping Agency	5	-	5	6%
Totals		6	83	89	

Powerboating

ADAMS Code	Testing Authority (TA)	IC	OOC	Total	%
CMA Monaco	Monaco Anti-Doping Committee	-	2	2	100%
Totals		0	2	2	

Roller Sports

ADAMS Code	Testing Authority (TA)	IC	OOC	Total	%
WSK	World Skate	-	22	22	49%
COL-NADO	Colombian NADO	-	9	9	20%
ADCH	Antidoping Switzerland	-	7	7	16%
NADA	German National Anti-Doping Agency	-	4	4	9%
KADA	Korea Anti-Doping Agency	-	3	3	7%
Totals		0	45	45	

Ski Mountaineering

ADAMS Code	Testing Authority (TA)	IC	OOC	Total	%
ISMF	International Ski Mountaineering Federation	-	19	19	31%
ADCH	Antidoping Switzerland	-	18	18	30%
NADA	German National Anti-Doping Agency	-	15	15	25%
NADA Austria	National Anti-Doping Agency Austria GmbH	-	6	6	10%
AFLD-NADO	French Anti-Doping Agency	-	3	3	5%
Totals		0	61	61	

Sport Climbing

ADAMS Code	Testing Authority (TA)	IC	OOC	Total	%
JADA	Japan Anti-Doping Agency	-	14	14	156%
ASADA	Australian Sports Anti-Doping Authority	-	1	1	11%
Totals		0	15	15	

Squash

ADAMS Code	Testing Authority (TA)	IC	OOC	Total	%
WSF	World Squash Federation	-	5	5	100%
Totals		0	5	5	

Table 48: Total 2019 ABP Testing Figures - ARISF Sports - continued

Underwater Sports

ADAMS Code	Testing Authority (TA)	IC	OOC	Total	%
CMAS	World Underwater Federation	-	27	27	84%
HUNADO	Hungarian Anti-Doping Agency	-	3	3	9%
NADO ITALIA	Italian National Anti-Doping Agency	-	2	2	6%
Totals		0	32	32	

Table 49: Total 2019 ABP Testing Figures - AIMS Sports

Bodybuilding

ADAMS Code	Testing Authority (TA)	IC	OOC	Total	%
JADA	Japan Anti-Doping Agency	-	1	1	100%
Totals		0	1	1	

Fistball

ADAMS Code	Testing Authority (TA)	IC	OOC	Total	%
IFA	International Fistball Association	-	1	1	100%
Totals		0	1	1	

Ju-Jitsu

ADAMS Code	Testing Authority (TA)	IC	OOC	Total	%
RF	Swedish Sports Confederation	-	6	6	50%
ADCH	Antidoping Switzerland	-	1	1	8%
Totals		0	7	7	

Kickboxing

ADAMS Code	Testing Authority (TA)	IC	OOC	Total	%
RF	Swedish Sports Confederation	-	9	9	75%
ADNO	Anti-Doping Norway	-	3	3	25%
Totals		0	12	12	

Powerlifting

ADAMS Code	Testing Authority (TA)	IC	OOC	Total	%
ADNO	Anti-Doping Norway	-	7	7	58%
HUNADO	Hungarian Anti-Doping Agency	5	-	5	42%
Totals		5	7	12	

Table 50: Total 2019 ABP Testing Figures - IPC Sports

Para-Alpine Skiing

ADAMS Code	Testing Authority (TA)	IC	OOC	Total	%
JADA	Japan Anti-Doping Agency	-	3	3	100%
		0	3	3	

Para-Athletics

ADAMS Code	Testing Authority (TA)	IC	OOC	Total	%
IPC	International Paralympic Committee	-	85	85	31%
USADA	US Anti-Doping Agency	-	57	57	21%
UKAD	UK Anti-Doping	-	34	34	12%
ADCH	Antidoping Switzerland	-	32	32	12%
CCES	Canadian Centre for Ethics in Sport	-	29	29	11%
SI	Sport Ireland	-	9	9	3%
FINCIS	Finnish Center for Integrity in Sports	1	3	4	1%
BEL-CFWB	French Community of Belgium NADO	-	4	4	1%
ADAK	Anti-Doping Agency of Kenya	-	4	4	1%
BUL-NADO	Bulgarian Anti-doping Center	-	3	3	1%
KADA	Korea Anti-Doping Agency	-	3	3	1%
RUSADA	Russian National Anti-Doping Organization	-	2	2	1%
ESP-NADO	Spain National Anti-Doping Agency	2	-	2	1%
BSADA	Bermuda Sport Anti- Doping Authority	-	1	1	0.4%
NADO ITALIA	Italian National Anti-Doping Agency	-	1	1	0.4%
ASADA	Australian Sports Anti-Doping Authority	-	1	1	0.4%
ANAD	National Anti-Doping Agency of Tunisia	-	1	1	0.4%
SAIDS	South African Institute for Drug-Free Sport	-	1	1	0.4%
ETH-NADO	Ethiopian Anti doping Organization	-	1	1	0.4%
		3	271	274	

Para-Biathlon

ADAMS Code	Testing Authority (TA)	IC	OOC	Total	%
RUSADA	Russian National Anti-Doping Organization	-	63	63	93%
KAZ-NADO	Kazakhstan National Anti-Doping Centre	-	3	3	4%
IPC	International Paralympic Committee	2	-	2	3%
		2	66	68	

Para-Cross Country Skiing

ADAMS Code	Testing Authority (TA)	IC	OOC	Total	%
IPC	International Paralympic Committee	-	115	115	75%
RUSADA	Russian National Anti-Doping Organization	-	13	13	8%
CCES	Canadian Centre for Ethics in Sport	-	10	10	6%
KAZ-NADO	Kazakhstan National Anti-Doping Centre	-	5	5	3%
UKAD	UK Anti-Doping	-	3	3	2%
NADO ITALIA	Italian National Anti-Doping Agency	-	3	3	2%
ADCH	Antidoping Switzerland	-	2	2	1%
RF	Swedish Sports Confederation	-	2	2	1%
JADA	Japan Anti-Doping Agency	-	1	1	1%
		0	154	154	

Table 50: Total 2019 ABP Testing Figures - IPC Sports (continued)

Para-Nordic Skiing

ADAMS Code	Testing Authority (TA)	IC	OOC	Total	%
IPC	International Paralympic Committee	-	13	13	87%
RF	Swedish Sports Confederation	-	1	1	7%
JADA	Japan Anti-Doping Agency	-	1	1	7%
		0	15	15	

Para-Powerlifting

ADAMS Code	Testing Authority (TA)	IC	OOC	Total	%
EGY-NADO	Egyptian National Anti-doping Organization	-	5	5	71%
ADAK	Anti-Doping Agency of Kenya	-	2	2	29%
		0	7	7	

Para-Swimming

ADAMS Code	Testing Authority (TA)	IC	OOC	Total	%
IPC	International Paralympic Committee	-	19	19	38%
KAZ-NADO	Kazakhstan National Anti-Doping Centre	-	13	13	26%
ADCH	Antidoping Switzerland	-	7	7	14%
ADNO	Anti-Doping Norway	-	4	4	8%
USADA	US Anti-Doping Agency	-	2	2	4%
CCES	Canadian Centre for Ethics in Sport	-	2	2	4%
DFSNZ	Drug Free Sport New Zealand	-	2	2	4%
ESP-NADO	Spain National Anti-Doping Agency	-	1	1	2%
		0	50	50	

Table 51: Total 2019 ABP Testing Figures - Sports for Athletes with an Impairment

Aquatics

Sport or Discipline	ADAMS Code	Testing Authority (TA)	IC	OOB	Total	%
CISS Swimming Long Distance 800m and greater	USADA	US Anti-Doping Agency	-	2	2	50%
INAS Swimming Sprint 100m or less	ESP-NADO	Spain National Anti-Doping Agency	-	1	1	25%
CISS Swimming Sprint 100m or less	USADA	US Anti-Doping Agency	-	1	1	25%
Totals			0	4	4	

Athletics

Sport or Discipline	ADAMS Code	Testing Authority (TA)	IC	OOB	Total	%
CISS Middle Distance 800-1500m	USADA	US Anti-Doping Agency	-	5	7	30%
	ASADA	Australian Sports Anti-Doping Authority	-	1		
	CCES	Canadian Centre for Ethics in Sport	-	1		
CISS Long Distance 3000m and greater	USADA	US Anti-Doping Agency	-	3	5	22%
	ADAS	Anti-Doping Agency of Serbia	-	2		
CISS Sprint 400m or less	USADA	US Anti-Doping Agency	-	2	4	17%
	ADCH	Antidoping Switzerland	-	1		
	SI	Sport Ireland	-	1		
CISS Jumps	USADA	US Anti-Doping Agency	-	2	3	13%
	ESP-NADO	Spain National Anti-Doping Agency	1	-		
CISS Throws	USADA	US Anti-Doping Agency	-	2	2	9%
INAS Middle Distance 800-1500m	ETH-NADO	Ethiopian Anti doping Organization	-	1	1	4%
INAS Long Distance 3000m and greater	ABCD	Brasilian Authority on Anti-Doping Control	1	-	1	4%
Totals			2	21	23	

Canoe/Kayak

Discipline	ADAMS Code	Testing Authority (TA)	IC	OOB	Total	%
Para-Canoe Sprint	RUSADA	Russian National Anti-Doping Organization	4	-	6	100%
	ESP-NADO	Spain National Anti-Doping Agency	1	-		
	NADA	German National Anti-Doping Agency	-	1		
Totals			5	1	6	

Table 51: Total 2019 ABP Testing Figures - Sports for Athletes with an Impairment (continued)

Cycling

Discipline	ADAMS Code	Testing Authority (TA)	IC	OOC	Total	%
Para-Cycling Road**	USADA	US Anti-Doping Agency	-	62		
	ADCH	Antidoping Switzerland	-	32		
	NADOF	NADO Flanders	-	31		
	CCES	Canadian Centre for Ethics in Sport	-	30		
	SI	Sport Ireland	-	27		
	NADO ITALIA	Italian National Anti-Doping Agency	-	14		
	IPC	International Paralympic Committee	-	14		
	BEL-CFWB	French Community of Belgium NADO	-	11		
	ASADA	Australian Sports Anti-Doping Authority	-	9	265	83%
	DAN	Doping Authority Netherlands	-	7		
	UKAD	UK Anti-Doping	-	7		
	UCI	International Cycling Union	-	6		
	COL-NADO	Colombian NADO	-	4		
	ESP-NADO	Spain National Anti-Doping Agency	2	2		
	KADA	Korea Anti-Doping Agency	-	3		
	NADA	German National Anti-Doping Agency	-	2		
	ADD	Anti-Doping Denmark	-	2		
Para-Cycling Track Endurance**	UKAD	UK Anti-Doping	-	29		
	UCI	International Cycling Union	-	4		
	COL-NADO	Colombian NADO	-	4	44	14%
	ASADA	Australian Sports Anti-Doping Authority	-	3		
	ESP-NADO	Spain National Anti-Doping Agency	-	2		
Para-Cycling Track Sprint**	DAN	Doping Authority Netherlands	-	2		
	NADOF	NADO Flanders	-	2		
	COL-NADO	Colombian NADO	-	2		
	SI	Sport Ireland	-	1	7	2%
	ASADA	Australian Sports Anti-Doping Authority	-	1		
INAS Cycling Road	ADAS	Anti-Doping Agency of Serbia	-	1	1	0.3%
CISS Cycling Road	UCI	International Cycling Union	-	1	1	0.3%
Para-Cycling**	COL-NADO	Colombian NADO	-	1	1	0.3%
			2	317	319	

Ice Hockey

Sport or Discipline	ADAMS Code	Testing Authority (TA)	IC	OOC	Total	%
CISS Ice Hockey	RF	Swedish Sports Confederation	-	1	1	100%
Totals			0	1	1	

Table 51: Total 2019 ABP Testing Figures - Sports for Athletes with an Impairment (continued)

Rowing

Discipline	ADAMS Code	Testing Authority (TA)	IC	OOB	Total	%
Para-Rowing**	FISA	International Rowing Federation	2	62		
	UKAD	UK Anti-Doping	-	11		
	NADO ITALIA	Italian National Anti-Doping Agency	-	6		
	ADNO	Anti-Doping Norway	-	3	88	99%
	ASADA	Australian Sports Anti-Doping Authority	-	2		
	ABCD	Brasilian Authority on Anti-Doping Control	-	1		
	DAN	Doping Authority Netherlands	-	1		
INAS Rowing	ADAS	Anti-Doping Agency of Serbia	-	1	1	1%
Totals			2	87	89	

Skiing

Sport or Discipline	ADAMS Code	Testing Authority (TA)	IC	OOB	Total	%
CISS Cross Country Skiing	USADA	US Anti-Doping Agency	-	1	1	100%
Totals			0	1	1	

Tennis

Discipline	ADAMS Code	Testing Authority (TA)	IC	OOB	Total	%
Wheelchair Tennis**	ITF	International Tennis Federation	-	124		
	UKAD	UK Anti-Doping	-	3	129	100%
	ASADA	Australian Sports Anti-Doping Authority	-	1		
	IPC	International Paralympic Committee	-	1		
Totals			0	129	129	

Triathlon

Discipline	ADAMS Code	Testing Authority (TA)	IC	OOB	Total	%
Para-Triathlon**	UKAD	UK Anti-Doping	-	21		
	USADA	US Anti-Doping Agency	-	14		
	ITU	International Triathlon Union	5	8		
	DAN	Doping Authority Netherlands	-	7		
	AFLD-NADO	French Anti-Doping Agency	-	6		
	ASADA	Australian Sports Anti-Doping Authority	-	5		
	NADO ITALIA	Italian National Anti-Doping Agency	-	5	85	100%
	ESP-NADO	Spain National Anti-Doping Agency	2	3		
	CCES	Canadian Centre for Ethics in Sport	-	3		
	ADCH	Antidoping Switzerland	-	2		
	ANAD	National Anti-Doping Agency of Tunisia	-	2		
	NADA	German National Anti-Doping Agency	-	1		
	RUSADA	Russian National Anti-Doping Organization	-	1		
Totals			7	78	85	

** Sports and disciplines under the governance of the respective ASOIF IFs.

Table 52: Total 2019 ABP Testing Figures - Other Sports - Code Signatories

Australian Rules Football

Discipline	ADAMS Code	Testing Authority (TA)	IC	OOB	Total	%
-	ASADA	Australian Sports Anti-Doping Authority	-	184	184	100%
Totals			0	184	184	

Ironman Triathlon

Discipline	ADAMS Code	Testing Authority (TA)	IC	OOB	Total	%
	IRONMAN	World Triathlon Corporation	-	376	376	75%
	NADA	German National Anti-Doping Agency	-	93	93	19%
	ADCH	Antidoping Switzerland	-	16	16	3%
	ASADA	Australian Sports Anti-Doping Authority	-	8	8	2%
	RF	Swedish Sports Confederation	-	2	2	0%
	SAIDS	South African Institute for Drug-Free Sport	-	2	2	0.4%
	ADD	Anti-Doping Denmark	-	2	2	0.4%
	DFSNZ	Drug Free Sport New Zealand	-	2	2	0.4%
Totals			0	501	501	

Athletics

Discipline	ADAMS Code	Testing Authority (TA)	IC	OOB	Total	%
Military or University Disciplines	RF	Swedish Sports Confederation	-	1	1	17%
	AFLD-NADO	French Anti-Doping Agency	-	1	1	17%
	CADC	Czech Anti-Doping Committee	-	1	1	17%
	USADA	US Anti-Doping Agency	-	1	1	17%
	CHINADA	China Anti-Doping Agency	-	1	1	17%
	EA	European Athletics Association	-	1	1	17%
Totals			0	6	6	

Aquatics

Discipline	ADAMS Code	Testing Authority (TA)	IC	OOB	Total	%
University	ESP-NADO	Spain National Anti-Doping Agency	1	-	1	100%
Totals			1	0	1	

Skating

Discipline	ADAMS Code	Testing Authority (TA)	IC	OOB	Total	%
Military	RF	Swedish Sports Confederation	-	2	2	5%
	CCES	Canadian Centre for Ethics in Sport	-	1	1	2%
Totals			0	3	3	

Canoe/Kayak

Discipline	ADAMS Code	Testing Authority (TA)	IC	OOB	Total	%
University	AFLD-NADO	French Anti-Doping Agency	-	1	1	25%
Totals			0	1	1	

Table 53: Total 2019 ABP Testing Figures - Other Sports - non-Code Signatories

Athletics

Discipline	ADAMS Code	Testing Authority (TA)	IC	OOB	Total	%
Military or University Disciplines	RF	Swedish Sports Confederation	-	1	1	17%
	AFLD-NADO	French Anti-Doping Agency	-	1	1	17%
	CADC	Czech Anti-Doping Committee	-	1	1	17%
	USADA	US Anti-Doping Agency	-	1	1	17%
	CHINADA	China Anti-Doping Agency	-	1	1	17%
	EA	European Athletics Association	-	1	1	17%
Totals			0	6	6	

Boxing

Discipline	ADAMS Code	Testing Authority (TA)	IC	OOB	Total	%
-	UKAD	UK Anti-Doping	1	39	40	98%
	AFLD-NADO	French Anti-Doping Agency	-	1	1	2%
Totals			1	40	41	

Table 53: Total 2019 ABP Testing Figures - Other Sports - non-Code Signatories (cont'd)

Budo

Discipline	ADAMS Code	Testing Authority (TA)	IC	OOB	Total	%
-	RF	Swedish Sports Confederation	-	4	4	100%
Totals			0	4	4	

Ice Hockey

Discipline	ADAMS Code	Testing Authority (TA)	IC	OOB	Total	%
-	RF	Swedish Sports Confederation	-	1	1	25%
Totals			0	1	1	

Mixed Martial Arts

Discipline	ADAMS Code	Testing Authority (TA)	IC	OOB	Total	%
-	USADA	US Anti-Doping Agency	-	402	402	98%
	SAIDS	South African Institute for Drug-Free Sport	-	5	5	1%
	RF	Swedish Sports Confederation	-	3	3	1%
	AFLD-NADO	French Anti-Doping Agency	-	1	1	0%
Totals			0	411	411	

Jiu-Jitsu

Discipline	ADAMS Code	Testing Authority (TA)	IC	OOB	Total	%
-	RF	Swedish Sports Confederation	-	1	1	100%
Totals			0	1	1	